| DOOR SCHEDULE | | | | | |
|---|---|---|---|---|---|
| MARK | WIDTH | HEIGHT | THICK | TYPE | DESCRIPTION |
| | EXTERIOR | | | | DOORS |
| A | 3'-6" | 6'-8" | 1 3/4" | GL. 9 LTS. | SEE FRONT DOOR DETAIL |
| B | 2'-10" | 6'-10" | 1 3/4" | GL. 6 LTS. | |
| | | | | | |
| | INTERIOR | | | | DOORS |
| C | 2'-8" | 6'-8" | 1 3/4" | 6 PAN. COL. | |
| D | 2'-6" | 6'-8" | 1 3/4" | Do. | |
| E | 2'-0" | 6'-8" | 1 3/4" | Do. | DOUBLE DOORS RABBETED |
| F | 2'-0" | 6'-8" | 1 3/4" | Do. | |
| G | 2'-0" | 5'-0" | 1 1/8" | 3X PAN. | |
| H | 2'-6" | 6'-8" | – | – | CASED OPENING. |

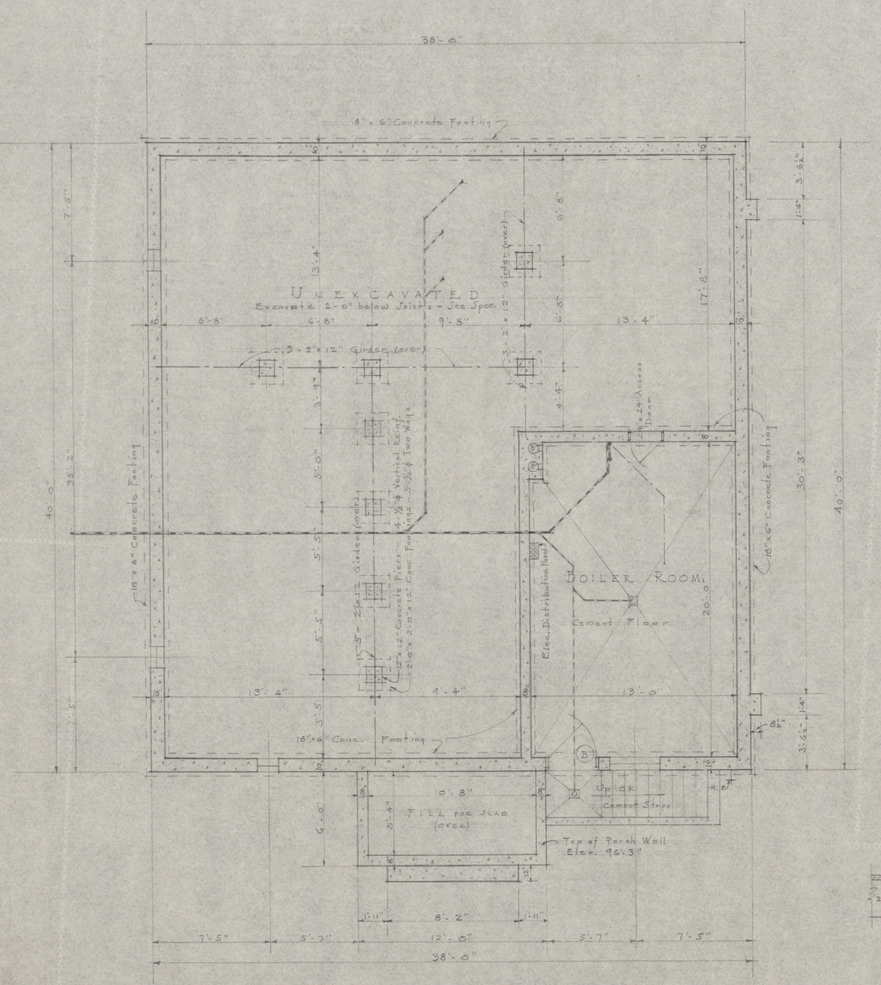


BASEMENT PLAN
Scale 1/4" = 1'-0"

NOTE - Top of Main Foundation Walls to finish at Elev. 96'-8" (96.667')

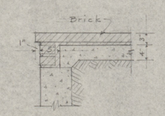


SECTION THRU PORCH FLOOR
Scale 3/4" = 1'-0"

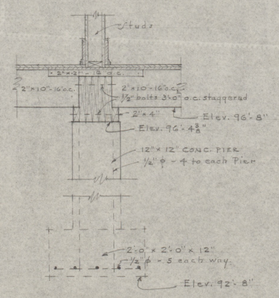


SECTION THRU GIRDER
Scale 3/4" = 1'-0"

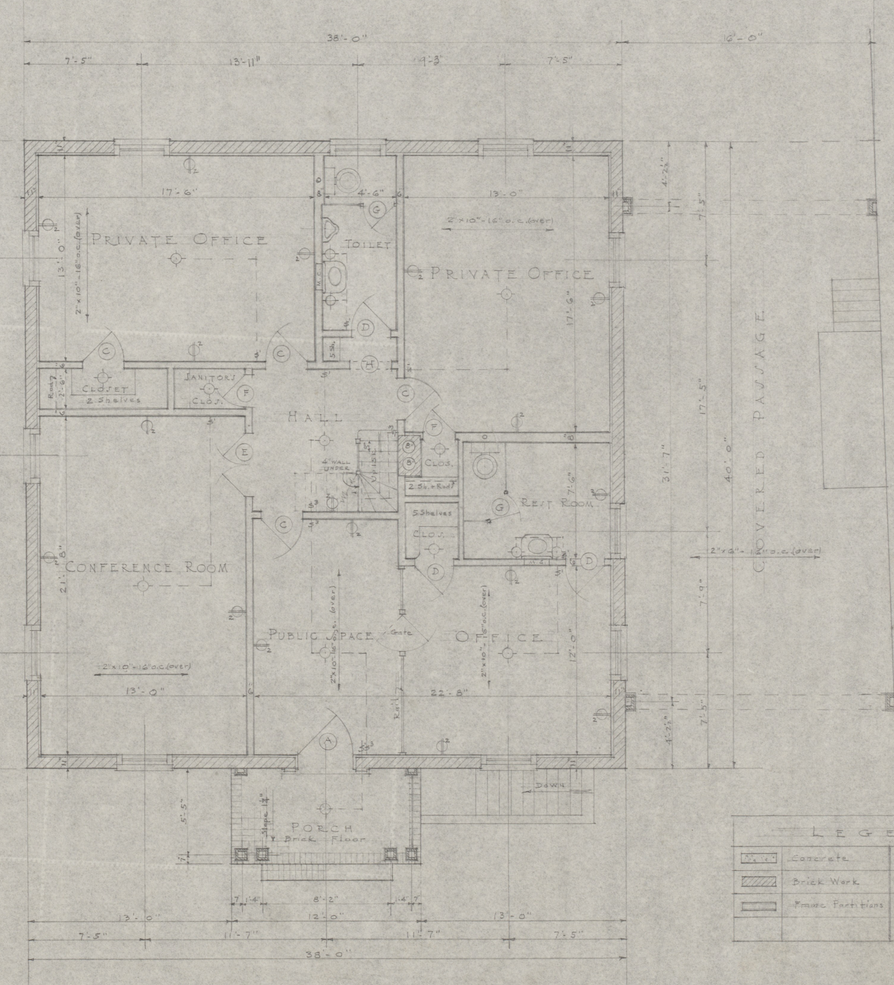


FIRST FLOOR PLAN
Scale 1/4" = 1'-0"

| LEGEND | | | |
|---|---|---|---|
| | Concrete | | Elec. Clg. Outlet |
| | Brick Work | | Elec. Wall Outlet |
| | Frame Partitions | | Elec. Base Plug Out. |
| | | | Switch Outlet |

OFFICE BUILDING

OFFICE AND PLANT FOR
WARNER SAYERS, INCORPORATED
1 BROADWAY AT BOLIVAR ST. LEXINGTON, KY.

ROBERT W. McMEEKIN
ARCHITECT LEXINGTON, KY.

DATE 6-24-36
FILE No. 436
REVISIONS
DRAWN
CHECKED
SHEET No.