


# Kentucky Basketball 1981-82

Wildcat  
Head Coach  
Joe B. Hall



## Covering The Wildcats

We sincerely hope this copy of the 1981-82 University of Kentucky basketball facts book will aid you in your coverage of Wildcat basketball. If you desire additional information, please feel free to contact the Sports Information Office in Memorial Coliseum (606-257-3838).

RUSSELL RICE

*Director of Sports Information*

RANDY STACY

*Asst. Director of Sports Information*

RENA KOIER

*Asst. Director of Sports Information*

Joyce Baxter

*Sports Information Secretary*

### Important Telephone Numbers

Cliff Hagan — 606-258-2881  
Frank Ham — 606-258-5611

Larry Ivy — 606-258-4911  
Basketball Office — 606-257-1916  
Stacy at Home — 606-887-2100

### Information

**WORKING PRESS PASSES** — Address requests to Sports Information as far in advance as possible. Tickets will not be mailed unless requested and will be held at the Press Entrance of Rupp Arena for pickup on game night. Entrance to the press area is at Gate 4 off Patterson Street.

**PRESS ROOM** — Located on floor level under stands behind the visitor bench area (except for the SEC tournament). Features work space with necessary electric outlets. Telephone service must be ordered from General Telephone.

**COMPLIMENTARY TICKETS** — No individual game allotment.

**TRANSMITTERS** — A telecopier service (telephone, telecopier, operator) will be provided for \$25. This service must be ordered in advance of game day. Those wishing to use their own machines should order a line through General Telephone.

**RADIO BROADCASTS** — Broadcasting rights to UK games are assigned exclusively to the UK Network. One reciprocal rights fee waiver is guaranteed opponent schools visiting Lexington. Any additional stations must clear through UK Director of Broadcasting John Henderson (606-258-5633). Working passes will be supplied approved stations by the Sports Information Office. Broadcast lines must be ordered through General Telephone.

**SERVICES** — Working press, radio and television will be furnished game programs and notes, brochures, play-by-plays, shot charts, halftime and final statistics, and coaches quotes.

**ARENA LIGHTING** — Rupp Arena lighting will provide 250-275 foot candles on playing floor with a mixture of incandescent and metal halide lights.

**COACH JOE B. HALL** — Coach Joe B. Hall will hold at least 15 press conferences during preseason practice and the regular season. The schedule is listed below. These times will be the best to talk with Coach Hall. Coach Hall will also be available immediately before and immediately following most practices. Contact sports information for information on practice times and availability. Telephone interviews will be more effective when scheduled in advance.

#### Press Conference Schedule

Oct. 15, Press Day at Memorial Coliseum, 2:30 p.m.

Oct. 29, Wildcat Lodge, 1 p.m.

Nov. 12, Wildcat Lodge, 1 p.m.

Nov. 19, Wildcat Lodge, 1 p.m.

Dec. 3, Wildcat Lodge, 1 p.m.

Dec. 10, Wildcat Lodge, 1 p.m.

Dec. 17, UKIT Banquet and Press

Conference, Site and Time TBA

Jan. 7, Wildcat Lodge, 1 p.m.

Jan. 14, Wildcat Lodge, 1 p.m.

Jan. 21, Wildcat Lodge, 1 p.m.

Jan. 28, Wildcat Lodge, 1 p.m.

Feb. 4, Wildcat Lodge, 1 p.m.

Feb. 11, Wildcat Lodge, 1 p.m.

Feb. 18, Wildcat Lodge, 1 p.m.

Feb. 25, Wildcat Lodge, 1 p.m.

**NCAA FINALS  
1975  
SEC CHAMPION**



# Contents

OUTLOOK	5-6
ADMINISTRATION	7-16
General Information and Athletics Staff 7, President Singletary and Athletics Board 8, Cliff Hagan 9, Joe B. Hall 10-11, Assistant Coaches 12-13, Staff 14-16	
WILDCATS	17-30
Beal 18, Bearup 19, Bowie 20, Heitz 21, Hord 22, Hurt 23, Lanter 24, Master 25, Minniefield 26, Turpin 27, Verderber 28, Ballenger 29, McKinley 29, Team Picture 30, Roster 30	
OPPONENTS	31-36, 45-50
Akron 32, Ohio State 32, Indiana 33, Kansas 33, UKIT 34-36, North Carolina 45, Notre Dame 45, Georgia 46, Auburn 46, Tennessee 47, Ole Miss 47, Alabama 48, Florida 48, Vanderbilt 49, LSU 49, Miss. State 50, Wildcats on TV 50	
RECORDS	51-73
1980-81 Statistics and Individual Performances 52-53, Coaches 54, Scorers 54, General Records 55-57, Lettermen 58, SEC 59, Tournaments 60, Awards 61-62, All-SEC and All-NCAA 63, All-Americans 64-65, Season Scores 67-72, Records Against Opponents 73	
UNIVERSITY	75-76
MEDIA	Inside Front, 74
Media Information (Inside Front), Media Outlets 74, UK Radio and TV 74	
SCHEDULE	Back Cover

*Credits:*



Compiled and edited by  
**RANDY STACY**, Assistant Sports Information Director  
**RUSSELL RICE**, Director of Sports Information  
 Photography by UK Photo Services and Jim Bradley, sports  
 photographer, Dallas Tex.

*On The Cover:*

Wildcat Head Coach Joe B. Hall. Coach Hall enters his 10th  
 season at the helm of the Kentucky basketball program with a  
 205-66 nine season record.

# The Arena

Kentucky's Fabulous 23,000-seat Rupp Arena



# The Joe B. Hall Wildcat Lodge

“Home of the Wildcats”




THE WILDCAT LODGE CLUB is much like other social and service organizations on the University of Kentucky campus. Its membership includes the Wildcat basketball team members and other students who live in the Wildcat Lodge. It provides many worthwhile services on the UK campus, fields intramural teams, and sponsors social functions. Among its projects is the annual

Wildcat Lodge Haunted House held each Halloween. Wildcat Lodge Club members decorate the lodge and outfit themselves in costumes to fit the occasion and entertain the children of UK faculty and staff members. The waiting lines are always long to see Jim "Dracula" Master, Sam "Frankenstein" Bowie, Bret "The Mummy" Bearup, and others.



# The Fans



## The Wildcat Outlook

Ten returning lettermen from last season's team that finished 22-6, earned Kentucky's seventh consecutive postseason tournament bid, and ranked in the top 10 in the nation for much of the season will lead the way as the 1981-82 Wildcats again strive for conference and national honors.

Fred Cowan and Chris Gettelfinger are gone from the 1980-81 squad. Cowan, a four-year letterman, averaged 8.2 points and 3.8 rebounds as a senior. Gettelfinger, a two-year letterman, saw action in seven games and averaged 1.1 points.

All-America candidates Sam Bowie and Dirk Minniefield, co-most valuable players a year ago, head a list of returnees that includes five starters.

Bowie's early season status was not known at press time because of the discovery of a small, incomplete fracture of his left tibia. The 7-1 junior from Lebanon, Pa., made several All-America teams in 1980-81 and most preseason teams this year. Bowie should score his 1,000th career point sometime early in 1981-82.

Minniefield returns for his second season as the quarterback of both the offense and defense for the Wildcats. His consistency in 1980-81 was amazing, and Coach Joe B. Hall calls him "the best guard in the country."


Kentucky is blessed with excellent depth in the front court. Charles Hurt (6-6, Jr.) and Chuck Verderber (6-6, Sr.) manned the starting forward spots for much of the 1980-81 season and both enjoyed outstanding years. Hurt hit 57.2 from the field and led the team in fewest turnovers per minutes played. Verderber, this season's team captain, missed nine games last year while recovering from an emergency appendectomy.

Melvin Turpin (6-11, So.) was the back-up center to Bowie for much of 1980-81, but the "twin towers" did see some action together, and that will probably be a more frequent occurrence this season. Turpin scored a season-high 17 points against Florida and grabbed a season-high 12 rebounds at Vanderbilt.

Tom Heitz (6-8, So.), Bret Bearup (6-9, So.), and Troy McKinley (6-6, Fr.) are also front court candidates. Heitz, who is coming off a red-shirt year, can play both

forward and center. Bearup saw action in 26 games last season and scored a season-high 12 points against Alaska. McKinley was the most valuable player in the 1981 Kentucky High School Basketball Tournament when he led Simon Kenton High School to the title. He is an outstanding shooter.

Derrick Hord (6-6, Jr.) played both guard and forward last season and can do so again this season if called upon. A starter in 21 of the 28 games, he ranked



third on the team in scoring and third in assists.

Bo Lanter (6-1, Sr.), Jim Master (6-4, So.), Dicky Beal (5-11, So.), and Mike Ballenger (6-3, Fr.) join Minniefield in the back court. Lanter is a former walk-on who earned a scholarship. Master enjoyed a fine freshman season and was also a standout this past summer at the National Sports Festival, where he led the South team to a silver medal and was named to the all-tournament team. Beal played well early in his initial season as a Wildcat, but a thigh injury slowed him at mid-season. Ballenger brings excellent credentials to the Wildcat camp after an outstanding three-sport career at Jasper (Ind.) High School.

The schedule provides a tremendous challenge for the 1981-82 Wildcat squad. The Wildcats open the campaign on Nov. 23 with an exhibition game against the 1980 Olympic champion Yugoslavian National Team. On Dec. 5, UK travels to Ohio State. National champion Indiana will visit Rupp Arena on Dec. 8. Perennial national powers Kentucky and North Carolina meet in the Meadowlands Arena in East Rutherford, N.J., on Dec. 26.

In all, more than half the games on the UK schedule are against teams that participated in postseason action last season. Final four participants Indiana, North Carolina, and LSU will be Wildcat opponents.

COACH HALL ON THE 1980-81 SEASON — *"I thought 1980-81 was a very good season considering the youthfulness of our ballclub. We had eight freshmen and sophomores playing, and only two recruited players in our junior and senior classes. That was not enough experience to provide leadership to such a youthful group. I was very pleased with the early part of our season when we had wins over Ohio State, Indiana, and Kansas. I was pleased with our confer-*

*ence race. I believe we accomplished all in the conference race we could have in light of LSU's unusual season. It was not predictable that LSU could have gone through the conference season with only one loss. Three losses in most cases will either win or tie in the conference. All of our players progressed on schedule. If there was a disappointing part of our season, it was our play in the tournaments. It was unfortunate that a good season had to end on a down note."*

COACH HALL ON THE 1981-82 SEASON — *"We will be a much more experienced team this season. With our maturity and experience, we should be able to make a strong attempt at forcing teams into playing our style of game. The fact that our players are all a year older and have a year more experience should enable them to better accept our style of play and to adapt better mentally to all aspects of the game. I think this team can seriously consider itself a candidate for the national championship. They can look around*

*and see that there is no team that has any better chance at it. We have a very tough December schedule. Early success can give this team the poise and confidence to be a championship squad. In Sam Bowie, we have one of the best big men in college basketball. I believe Dirk Minniefield is the best guard in college basketball today. We should be a better shooting team this season. Many of our players who are good shooters did not have good shooting percentages in 1980-81. We're looking forward to getting started this season. Our players did well in our preseason conditioning program and appear eager to begin practice and confident that we will have a good year."*

COACH HALL ON BEGINNING HIS 10TH SEASON AT KENTUCKY — *"The 10th season is a milestone in passing the test of time. We've faced a variety of situations over the first nine seasons and have kept the program going. We can look back and see many good things that have happened to Kentucky basketball the past nine years."*





# University of Kentucky

## General Information

LOCATION — Lexington, Ky., a community of 208,110 in the heart of Kentucky's famed Blue Grass region. Renowned as the world capital of the thoroughbred horse industry and known also as the world's largest loose-leaf tobacco market.

FOUNDED — 1865

ENROLLMENT — (On campus — 22,000)  
(At 13 Community Colleges — 17,000)

PRESIDENT — Dr. Otis A. Singletary

VICE-PRESIDENT FOR ADMINISTRATION —  
Dr. Donald Clapp

VICE-PRESIDENT FOR ACADEMIC AFFAIRS —  
Dr. Art Gallagher

VICE-PRESIDENT, BUSINESS AFFAIRS — Jack Blanton

VICE-PRESIDENT, MEDICAL CENTER —  
Dr. Peter Bosomworth

VICE-PRESIDENT, MINORITY AFFAIRS —  
Dr. John T. Smith

VICE-PRESIDENT, STUDENT AFFAIRS —  
Dr. Robert G. Zumwinkle

VICE-PRESIDENT, COMMUNITY COLLEGES —  
Dr. Maurice Stanley Wall

VICE-PRESIDENT, UNIVERSITY RELATIONS —  
Dr. Raymond Hornback

FACULTY CHAIRMAN OF ATHLETICS —  
Dr. William Matthews (UK's faculty representative  
to Southeastern Conference)

DIRECTOR OF INFORMATION SERVICES —  
Bernie Vonderheide

CONFERENCE — Southeastern  
(member since founding in 1933)

BAND — Varsity Director — Wm. Harry Clarke

FIGHT SONG — "On, On, U. of K."

ARENA — Rupp Arena (23,000)

## Athletics Staff

Director of Athletics — Cliff Hagan

Executive Assistant — Barbara Isham

Director for Academic Athletic Affairs — Bob Bradley

Assistant Director of Athletics — Frank Ham

Assistant Director of Athletics - Finance — Larry Ivy

Assistant Director of Athletics - Women —

Sue Feamster

Head Basketball Coach — Joe B. Hall

Administrative Assistant — Marta McMackin

Associate Coach — Leonard Hamilton

Assistant Coaches — Joe Dean, Bob Chambers

Ticket Sales Manager — Al Morgan

Accountant — J. R. Hisle

Trainer — Al Green

Associate Trainer — Walt McCombs

Basketball Equipment Manager — Bill Keightley

Sports Information Director — Russell Rice

Assistant Sports Information Directors —

Randy Stacy, Rena Koier

SID Secretary — Joyce Baxter

SID Student Assistants — Chris Cameron,

Laura Knowles

Director Student Athletic Admissions — Ron Allen

## Rupp Arena Staff

Director, Lexington Center — Tom Minter

Rupp Arena Manager — Bill Humphrey

## Rupp Arena — Home of the Wildcats

Rupp Arena affords the University of Kentucky its third basketball home in 52 years, and with its 23,000-seat capacity, brings a distinction as the nation's largest basketball facility.

An awesome structure in sight and scope, the arena is divided in two seating areas — the lower level features 10,000 fully cushioned, theater seats in block coloring of blue, red, orange and purple, offering a spectacular splash of color — and an upper level of 13,000 seats on epoxy-coated metal bleachers. The latter can be visually isolated to provide a more natural setting for small shows.

Built by the City of Lexington, the Arena is named in honor of Kentucky's legendary former coach, Adolph Rupp, and is the major portion of \$53 million Lexington Center complex which includes a convention-exhibition hall, a 50-store tri-level enclosed shopping mall, a luxury Hyatt Regency Hotel, and a block away, the historic 1,200 seat Lexington Opera House, which was recently renovated.

The arena is fully air-conditioned, equipped with a specially designed, high quality sound system appropriately named "Big Bertha," and complete lighting for events and color television coverage. Special attention has been paid to such facilities as dressing rooms, service entrances and storage areas.

The Wildcats will command an exclusive dressing room 365 days a year, while other facilities include six team size and eight smaller units.

The portable basketball court, which lies on a concrete sub-flooring 118' beneath the ceiling, is 60' x 120' and is made of a light shade of northern maple trimmed in Kentucky blue. The floor was specially designed to convert from the 94' length required for college and professional basketball to the 84' length for high school by simply removing two panels.

Four 35' x 4' custom-made scoreboards are placed so spectators can see at least three of the boards from any seat in the arena.

The solid state, electronic scoreboards can be used for basketball, rodeos, wrestling, boxing, and track and field. For track and field events, they can record times to 1/100th of a second. Lighted information on the boards is colored balanced for television.

Four portable goals are on hand, with the two extras for practice and emergency backup during game situations.

Access to the Arena is by High Street, and from Main-Vine, through the Mall area and up to the High Street entrance by escalators. One main concourse contains all public facilities — concessions, telephones, water fountains, rest rooms, first aid rooms and security command post.

The concourse is color-coded with the arena being divided into four quadrants for easy seat location. The colors are red, blue, amethyst and green. The concourse is at mid-level, dividing the lower seating area from the upper level bleacher seating.



## DR. OTIS A. SINGLETARY

### President, University of Kentucky

Dr. Otis A. Singletary, the eighth president of the University of Kentucky, assumed that office in August 1969. He had previously served as chancellor of the University of North Carolina at Greensboro, executive vice chancellor for academic affairs in the University of Texas System and director of the Job Corps for the Office of Economic Opportunity.

Dr. Singletary, a native of Gulfport, Miss., holds degrees from Millsaps College and Louisiana State University.

As president of the principal institution of higher learning in the Commonwealth, Dr. Singletary is greatly concerned with the University's role as a land-grant institution, a "people's university" accessible to all who can profit from education.

In the 12 years he has been president, the University has grown to where there are now more than 23,400 students on the Lexington campus and about 21,000 students in UK's 13 community colleges, and the University has become one of

the major research institutions in the country.

Great strides toward academic excellence have been made during Dr. Singletary's presidency at UK. Two professional schools — dentistry and pharmacy — have been ranked among the best in the nation. Departments such as political science, history and mathematics have gained national attention. The UK Library now ranks among the best in the Southeast, and a large portion of the world-wide research related to tobacco and health is now done at UK.

Under Dr. Singletary's guidance, strong efforts have been made to meet the needs of minority groups including the establishment of an office of vice president for minority affairs.

Recognition of his service to the University was evidenced by the UK Alumni Association which presented to Dr. Singletary its Alumni Service Award — an honor rarely bestowed upon a non-alumnus of the University.

Dr. Singletary has been actively involved in a number of professional organizations and has served as president of the Southern Association of Land-Grant Colleges and State Universities, vice president of the American Council on Education and Vice chairman of the Southern Regional Education Board.

Among his many awards and honors, he most recently received the Department of Army's Outstanding Service Medal.

He entered higher education in 1954 as a member of the history faculty at the University of Texas and twice was awarded the University Student Association's Teaching Excellence Award.

Dr. Singletary is the author of two books and several monographs. He is a member of Phi Beta Kappa Senate.

A Navy veteran of World War II and the Korean Conflict, he is a commander in the U.S. Naval Reserve. He and Mrs. Singletary, the former Gloria Walton, have three children: Bonnie, Scot and Kendall.

### Athletics At Kentucky

Kentucky's athletic program, a well-balanced and ambitious activity featuring intercollegiate competition in 20 different sports, is organized under the Department of Athletics and a corporation known as the University of Kentucky Athletics Association.

The program is conducted without overemphasis or sacrifice of educational objectives and in strict compliance with the rules of the University, the Southeastern Conference and the National Collegiate Athletics Association.

A board of directors, headed by the President of the University in the capacity of chairman, maintains overall policy supervision of the athletic program.

In addition to the UK President, board officers include the Vice-President for Student Affairs as vice-chairman and Dr. W. L. Matthews in the capacity of secretary. Seventeen other members, drawn from the University faculty and the general public, also serve on the board as appointees of the president as do two student representatives.

Supervising the steady growth and balanced development of the athletic program is Director of Athletics Cliff Hagan.

The Association's Board of Directors is composed of the following:

#### Faculty Members

Dean Marion E. McKenna  
Dr. Daniel R. Reedy  
Dr. N. J. Pisacano  
Dr. Paul Sears  
Dr. Charles Ellinger  
Prof. Charles Roland  
Dr. Richard Robe

#### Trustee Members

George Griffin  
Frank Ramsey, Jr.

#### Members-at-large

Albert B. Chandler  
S. T. Roach

#### Ex Officio Members

Dr. Otis A. Singletary, Chairman  
Dr. R. G. Zumwinkle  
Jack Blanton  
Dr. Donald Clapp  
Dr. W. L. Matthews  
Dr. Ray Hornback  
Jerry Beatty

#### Alumni Members

Dr. Ralph Angelucci  
Thomas P. Bell

#### Student Members

August J. Neal  
Britt Brockman



## CLIFFORD O. HAGAN Athletics Director

The story of Cliff Hagan's reign as chief of the UK Athletics Department has been one of fine attendance at the two big revenue-producing sports, increased attendance in Lady Kat basketball and men's baseball, and a steady upgrading of facilities.

The most recent physical improvements include a new baseball grandstand behind home plate, new lockers in the football dressing rooms and construction of a new equipment shed for track, all at Shively Sports Center.

On the institutional side of the ledger, the University will be host to the SEC Basketball Tournament in March of next year and the NCAA Championship Finals in 1985, along with renewal of the UK Relays during the past spring.

Hagan, who has seen and overseen vast improvements in all phases of the UK athletics program since returning to his alma mater as assistant athletics director in 1972, has under his command a total of 20 sports ranging from football and men's basketball in Level I, to women's basketball in Level II, and a baker's dozen sports in Level III.

A few of the recent improvements that signify the continuing progress of UK athletics under Hagan include;

- Expansion of the football training room and addition of a beautiful players' lounge at Shively Sports Center.
- New carpeting in the stadium football offices.
- New food service equipment in the press box at Commonwealth Stadium.
- New basketball offices in Memorial Coliseum for both the men and women.
- Re-arrangement of the baseball fences and a complete revamping of the track facilities at Shively Sports Center.

The indoctrination of Hagan into the UK athletics administrative structure came in 1972, when he was named assistant to Harry C. Lancaster and given the task of implementing the Blue & White Fund for 57,600-seat Commonwealth Stadium and later for Rupp Arena. The fruits of his labors in this area have provided the additional financial support that has elevated the UK athletics program into a first class operation.

Hagan replaced Lancaster as athletics director in July, 1975; during the ensuing school year, Wildcat teams compiled one of the best records in the school's history, with the basketball Wildcats winning the National Invitational Tournament, the wrestling and rifle teams winning SEC titles and the baseball team winning the SEC Eastern Division.

The wrestling team repeated as conference

champion the following year, the basketball team finished with a 26-4 record and the football team won seven of 11 regular season games and defeated North Carolina in the Peach Bowl. It was the best UK football record in 23 years and the Wildcats' first post-season appearance since the 1952 Cotton Bowl. During the past year, the football team finished 10-1 (6-0 in the Southeastern Conference) and the basketball team won the NCAA championship.

With both the football and basketball teams playing to sellout crowds and drawing a big on-the-road following, Hagan has not been content, but has made Wildcat games even more enjoyable by personally designing and selecting the Wildcat Mascot, which has captured the fancy of UK fans everywhere, and by granting permission for publication of "The Cats' Pause," a unique weekly tabloid devoted strictly to UK sports.

Physical improvements during Hagan's regime as athletics director include a 110-yard Astro-Turf football practice field, modern equipment in both the Shively Sports Center and Memorial Coliseum weight rooms, open-type lockers, a new pressbox and new dugouts at the baseball field, and a revamped tennis complex with additional seating and modernized offices. He has also added a strength coach to work with all sports and funds for the popular Parcourse Fitness Trail.

Office in Memorial Coliseum have been modernized and Hagan is looking forward to the day when he can put on the drawing board an Olympic swimming pool, and plans for the expansion of Commonwealth Stadium.

Hagan also has been an advocate of a strong scholar-athlete program, feeling "a genuine commitment to provide all the academic support and encouragement we can to help our athletes leave our campus with a college education and a degree."

On the personal side, Hagan received one of his highest individual honors three years ago when he became the first University of Kentucky basketball player to be installed in the Naismith Memorial National Basketball Hall of Fame in Springfield, Mass.

The road to that honor began at Owensboro, Kentucky, where he established a then state high school tournament record of 41 points, which was recently voted the greatest individual performance by anyone in the history of that tournament, in leading the Red Devils to victory over Lafayette in the 1949 championship game.

At UK, he played on teams that won 86 of 91 games and an NCAA championship (1951). The 1954 team, undefeated in 25 games, elected not to participate in the national tournament.

Hagan set a dozen Southeastern Conference records and an NCAA record of 528 rebounds as a junior. He averaged 24 points a game, led the nation in rebounding, and scored a UK record of 51 points against Temple in 1954.

He was a member of Sigma Nu Fraternity, Student Government, Baptist Student Union, Fellowship of Christian Athletes and twice was selected among the top ten students in the College of Education.

After graduating from UK in 1954, Hagan served two years at Andrews Air Force Base, Washington, D.C., as a commissioned officer. He led the base to two World Wide Air Force championships and won All-Service honors both years.

During ten years with the St. Louis Hawks, he ranked high among 11 players on the league scoring charts with 12,433 points in 672 games for an 18.5 mark and was selected to play in five East-West All-Star games and was named to the NBA second All-League team twice. He hit over .790 from the free throw line seven years in a row and held the NBA record for most field goals scored in a single quarter (12).

The Hawks won the Western Division six times during Hagan's playing career there and defeated the Boston Celtics in 1958 for the world championship. Hagan was All-Pro in the NBA in 1957-62, inclusive.

He received his M.S. in education from Washington University in 1958.

In 1965, a Herbert Hoover Boys Club of America was organized in Owensboro and named the Cliff Hagan Boys Club of America.

He then joined the Dallas Chapparals as player-coach and was selected as the 1958 Texas Professional Coach of the Year. When he left Dallas, he was only 92 points shy of a regular-season career total of 15,000 points.

In 1974, he was named to the Hall of Fame Magazine's All-America second-team for the 1951-1973 period, to the Orlando (Fla.) Sentinel Star's All-Time Southeastern Conference first team, and the All-Time top collegiate player in the State of Kentucky by Inside Kentucky Sports Magazine. In 1975, he was named to the Kentucky Athletic Hall of Fame, was inducted into the UK Alumni Association Hall of Distinguished Alumni and was a recipient of the University of Kentucky Centennial "K" Medallion tendered by the UKAA for past athletic accomplishments, during UK's Centennial Year observance.

He is married to the former Martha Milton of Owensboro. They have four children: Mrs. Barry "Lisa" Thaxton of Lexington, Mrs. Jim "Laurie" Hill of West Liberty, and Amy and Kip, both of Lexington.



## JOE B. HALL Head Basketball Coach

Joe B. Hall begins his 10th season as head coach of the Kentucky Wildcats with 11 returning lettermen, including five starters.

While leading the Wildcats to a 22-6 record last year, Hall upped his nine-year UK record to 205-66, an average of 22 wins per season, to keep ahead of the pace set by his former coach, Adolph Rupp, who averaged 21.5 victories a season over a 41-season span to become the winningest collegiate basketball coach of all time.

Perhaps the best appraisal of the job Hall has been doing at the University came from Rupp, who died in 1977.

"A good coach," Rupp said, "is a person who can take good material and win with it. Joe has done that."

Judging from Hall's coaching honors, Rupp was as usual, right on target with his evaluation.

Hall has won such honors as Kellogg's 1978 National "Coach of the Year," three Southeastern Conference "Coach of the Year" awards (1973, '75, and '78) in seven years, and nomination for Kodak's 1975, '76, and '78 (finalist) "Coach of the Year" awards.

In 1978 when Kentucky won its fifth NCAA title, Hall was also presented the Rupp Cup (presented to the SEC Coach of the Year by the Birmingham Tipoff Club) and Hall's most coveted personal award, the Dr. James Naismith "Peachbasket" award, which previously had been awarded to UCLA's John Wooden, Oklahoma State's Hank Iba, Kentucky's Adolph Rupp, and the Boston Celtics' Red Auerbach.

The 1978 champions, which had a 30-2 record, became the sixth Wildcat team to win 30 or more games, joining such illustrious company as the 1947 NIT runner-up (34-3), the 1948 Olympic Champions (36-3), the 1949 NCAA champions (32-2), the 1951 NCAA champions (32-2), and

the 1966 NCAA runner-up (32-2).

Player honors during Hall's UK reign include five All-Americans (Kevin Grevey, Jack Givens, Rick Robey, Kyle Macy and Sam Bowie selected a total of 10 times, and six All-Southeastern Conference honorees (Jim Andrews, Kevin Grevey, Jack Givens, Rick Robey, Kyle Macy, and Sam Bowie) selected a total of 14 times. In addition, Robey and Macy earned Gold Medals in the Pan-American Games, and Bowie earned a medal for being a member of the 1980 Olympic Basketball Team that did not participate in Moscow.

Entering this season, Hall's 15 year career coaching record stands at 281-122, (excluding a 17-2 record on a 1974 Australian tour, a 7-0 record on a 1978 Japan tour, and six pre-season exhibition wins against foreign and domestic teams) and that record was compiled against nationally ranked non-conference teams and teams in a conference that fast is becoming recognized as among the toughest in the nation. Broken down, it shows a 57-50 five-year mark at Regis, a 19-6 record at Central Missouri, and a 205-66 record at UK.


Hall began his tour as UK head coach in rather auspicious fashion, becoming in 1973 the first rookie coach in the SEC to be designated Coach of the Year by his fellow coaches and by Coach and Athlete Magazine.

Gathering such honors has been one of Hall's trademarks during a coaching career that began at Shepherdsville (Ky.) High School in 1956 and continued through Regis College and Central Missouri State College before he returned to UK July 1, 1965, as an assistant to his former coach, Adolph Rupp.

During Hall's two years at Shepherdsville, the Rams won a Mid-Kentucky conference title and he was named "Coach of the Year" in 1958. He then served one year as freshman coach and five years as head basketball coach at Regis College in Denver, Colo., where he was also athletic director and earned special recognition as coach of the champion independent team in the area.

His next move was to Central Missouri, where he coached the Mules (19-6) to their first MIAA Conference championship since 1951 and their first Christmas Tournament title in history. He was named MIAA "Coach of the Year" (1964-65).

A three-letter winner and team captain in both sports in high school at Cynthiana, Ky., he played freshman basketball and one year of varsity basketball in the Fabulous Five era at the University before transferring to the University of the South at Sewanee, Tenn., where he set a school single game scoring record and was team captain. Coach Lon Varnell, upon retirement, rated Hall as No. 1 of the three best players he



ever coached.

After touring Europe with the Globetrotters in 1951, Hall returned to U.K. in 1955 to complete requirements for his B.A. and later (1964) received his M.A. at Colorado State University.

Returning to U.K. again in 1965 an assistant coach and head recruiter, he was instrumental in adopting a running-conditioning program which obviously paid huge dividends as the Wildcats capitalized on speed and endurance to offset a lack of size and advance to the championship game of the NCAA Finals. Hall then successfully recruited six prep All-Americans, including all-time U.K. scoring leader Dan Issel, to form the nucleus of a varsity team that won three straight conference championships and was followed by a team that won three more consecutive SEC titles.

Hall became No. 1 varsity assistant and head freshman Coach to Rupp after Harry C. Lancaster was named permanent athletic director Feb. 1, 1969. His record with the freshmen was 60-15, including an undefeated (22-0) season (1971-72) which resulted in the Kittens being crowned National Freshman Cham-

pions by the Basketball News.

During his first season as head coach, the Wildcats won their last nine conference games to sew up the SEC title.

#### International Flavor

Hall's basketball renown has attracted world-wide attention in international circles and has catapulted him into a much sought-after clinician and guest speaker. He has taken Wildcat teams on tours of Australia and Japan, where he conducted clinics and shared his basketball philosophy.

Hall was instrumental in landing an invitation to the University of Alabama for a '79 summer tour of Japan and later accepted an invitation to join the Bama delegation.

In the summer of 1980, Hall conducted a clinic in Santiago, Chile, as a guest of the Chilean Basketball Federation. More than 400 coaches from throughout South America attended the clinic. Last summer, he conducted clinics in Ireland.

In 1978, Hall coached the United States All-Stars, a group of collegians that included five of his own

players, to the first World Invitational Tournament championship with wins over Cuba, Yugoslavia and Russia. Later that summer, he conducted a series of clinics in England, Belgium, Holland, Yugoslavia, Greece and Israel.

Hall was a busy man in off-season 1979 as well, coaching the victorious East team in the East-West College All-Star game at Salt Lake City, and the Southeastern All-Stars in the Shoney Classic at Charlotte, N.C., and conducting clinics in Warsaw, Copenhagen and London.


Hall considers one of his major coaching honors came when he was named guest lecturer for the World Basketball Coaches Congress in the Canary Islands, July 1977, before some 400 coaches from the international set.

He was a member of the 1976 Olympic Basketball Committee, and in 1972 served under Hank Iba in the Olympic Trials at the Air Force Academy.

He is married to the former Katharine Dennis of Harrison County, Ky. They have three children — Mrs. Kathy (Mike) Summers, Mrs. Judy (Rick) Derrickson and Steve of Lexington.



COACH JOE B. HALL AND FAMILY — Seated from left to right, Katharine and Coach Joe B. Hall. Standing from left to right, Rick Derrickson, Judy Derrickson (daughter), Steve (son), Kathy Summers (daughter), and Mike Summers.



**LEONARD HAMILTON**  
Associate Coach

Leonard Hamilton was named the University of Kentucky's first associate basketball coach on Oct. 15, 1980.

Hamilton has been a member of the Wildcat coaching staff for seven years. He came to Kentucky after serving three years as an assistant coach at Austin Peay.


He has always been noted as an outstanding recruiter and as a defensive specialist. Most remarkable in his coaching career is the fact that in nine of his 10 years as a coach on the collegiate level, the team he has been associated with has advanced to postseason play. Only in his first season at Austin Peay has Hamilton not been involved in a post-season tournament.

A native of Gastonia, N.C.,

Hamilton lettered three years in football and two years in basketball in high school. He captained his basketball team for two years at Gastonia Community College, and also served as team captain at Tennessee-Martin, where he graduated in 1970.

The 33 year old Hamilton is married to the former Claudette Hale of McLemoresville, Tenn. They have a son, Lenny, 11.

COACH HALL: "Coach Hamilton continues to expand his duties with the Kentucky staff. He has become a fixture in the Kentucky program, heading up our recruiting and assuming more administrative responsibility."



**JOE DEAN**  
Assistant Coach

Enthusiastic, hard-working Joe Dean is beginning his fourth season with the University of Kentucky basketball program.

The Baton Rouge, La., native earned letters in both football and basketball at Baton Rouge High School. From high school, he went to Mississippi State University where he played three seasons against the Wildcats. Dean was a member of the 1976 Academic All-SEC squad.

After earning an undergraduate degree from Mississippi State in 1976, he served one season as a Bulldog graduate assistant coach while earning a master's degree.

Besides his duties associated with the Wildcat regular basketball season, Dean also serves as director of the annual Wildcat Coaching Clinic and the popular Joe B. Hall Wildcat Basketball Summer Camp.


He is married to the former Ellen Anger of Jackson, Miss. They have a son, Scott, 2.

COACH HALL: "Coach Dean contributes with his youthful enthusiasm and is becoming a promising young coach. He contributes in all phases of the Kentucky program."





**BOB CHAMBERS**  
Assistant Coach



Bob Chambers, a respected high school coach in Tennessee for 20 years, is now in his second season with the University of Kentucky Wildcats.

Prior to the 1979-80 season, Chambers coached to nine years at Tennessee High in Bristol, Tenn., where he compiled a 228-68 mark and made three trips to the state playoffs. Of his 20 total years in high school coaching, he spent 13 as a head coach. His overall record is 317-116.

Chambers works in all phases of the Wildcat basketball pro-

gram except off-campus recruiting.

He is married to the former Elva Jean Potter of Elizabethtown, Tenn. They have a daughter Robin Lea, 19, and Chip, 17.

**COACH HALL:** "Coach Chambers, with a years experience at Kentucky, knows our program well. His many years of coaching experience gives us a great deal of mature thinking on the bench. He works in all phases of coaching preparation."



W. B. KEIGHTLEY

**W. B. KEIGHTLEY**  
Equipment Manager

A seven-year staff member, Bill graduated from Kavanaugh High School in Lawrenceburg, Ky. A mail-carrier for the U.S. Postal service, he is married to the former Hazel Robinson of Lawrenceburg. They have a daughter, Karen.

**COACH HALL:** "Bill is probably the hardest working member of any basketball program in the nation. 'Mr. Wildcat', as he's known in our department, typifies the dedication that has made Kentucky basketball great."

**GORDY PARIDO**  
Graduate Assistant

Gordy Parido, a native of Winchester, is in his first year as a graduate assistant in the Wildcat basketball program. He has assisted the UK basketball team for three seasons, serving last season as a student assistant. Parido is a graduate of George Rogers Clark High School and earned his bachelor's degree from UK last spring.



GORDY PARIDO



WALT McCOMBS

**WALT McCOMBS**  
Associate Trainer

Assigned to basketball, McCombs joined the UK staff in 1972 and returned in 1977 after a three-year stint at Clemson. A native of Belton, S.C., he is a 1971 graduate of The Citadel. Married to the former Shelby Burris of Belton, they have two children, Crystal and Emily.

**COACH HALL:** "Walt has been with the program several years, and he completely takes away the worry from the coaching staff concerning the health of our athletes. He has a reputation as being an excellent athletic trainer."

**ROGER THOMAS**  
Head Student Manager

After serving two years as an assistant manager, Roger Thomas is in his first season as head student manager. He is a native of Chattanooga, Tenn.



ROGER THOMAS



**FRANK HAM**  
Assistant Director of Athletics

Frank Ham became assistant director of athletics soon after Cliff Hagan succeeded Harry C. Lancaster as director of athletics.

A native of Scranton, Pa., Ham came to the University in 1968 as administrative assistant to football coach John Ray, and was reassigned to the athletic director's staff in 1972 when Ray resigned.

Ham graduated from high school at Niles, Mich., and completed his undergraduate work at Olivet College. He did graduate work at Indiana University and coached high school football and track at John Adams High in South Bend and then returned to Olivet as athletic director and head football and basketball coach.

In 1962, he became assistant to the president at Olivet, with responsibilities in public and alumni relations. He was in private business from 1956 until 1968.

He is married to the former Rosemary Woods of Niles, Mich. They have two sons, Michael, of Raleigh, N.C., and Craig, a U.S. Army Major, and two daughters, Mrs. Andy Hunsberger of Cassopolis, Mich., and Jennifer, who graduated from UK in 1978 and received her master's the following year.


Ham is a son of Mrs. Albert B. Ham and the late Mr. Ham of Edwardsburg, Michigan.

**LARRY IVY**  
Assistant Director of Athletics for Finance

Ivy, who came to the University of Kentucky as director of housing in 1969, is involved primarily with the administration and management of the business operations, and helps to develop and initiate policies for accounting procedures and related financial management activities of the department. He joined the Athletics Department staff in 1976.

A native of Alabama, Ivy graduated in 1961 from Huntsville High School, where he lettered in four sports. He is a 1967 graduate of the University of Alabama, and earned his MBA from Alabama in 1968.

He is married to the former Barbara Foster of Huntsville. They have one daughter, Kim. Ivy is a son of Mr. and Mrs. Jack F. Ivy of Huntsville.



**SUSAN FEAMSTER**  
Assistant Director of Athletics

Sue Feamster joined the athletics association in 1978 with the merger of the men's and women's programs. Feamster has been the director of women's athletics prior to her appointment as assistant director of athletics.

A native of Frankfort, she came to the University as a graduate student in 1970, was named assistant director of campus recreation in 1972 and director of women's athletics in 1974.

Feamster graduated from Franklin County High School where she was an outstanding tennis player and athlete. While in college she earned letters in tennis, field hockey, basketball and track from Indiana University and Kentucky State University, where she earned her B.S. degree and graduated with honors.

A former teacher and counselor, Feamster is a daughter of Mr. and Mrs. Robert F. Feamster of Frankfort.

**BOB BRADLEY**  
Director for Academic Athletic Affairs

Bob is a native of New York who earned his M.A. at UK before serving as coordinator of counseling and head of finances at the Lexington Technical Institute. He joined the Athletics Association in 1977. Bob earned letters in football, baseball, basketball and track at Hornell High School (N.Y.) and played football at Salem College in West Virginia.





## RUSSELL RICE

### Sports Information Staff Director

Russell Rice was named sports information director at UK in May, 1969, after serving two years as assistant to Ken Kuhn, who retired after more than two decades of service with the University. Rice came to the Wildcats from The Lexington Leader, where he was a general reporter eight years and sports editor five years. A native of Paintsville, Ky., he won letters in football, basketball and baseball at Van Lear High. After serving with the U.S. Marines in World War II, he attended Kentucky Wesleyan College and received his bachelor's at the University of Kentucky in 1951. He has served as manager of the NCAA Mid-East Basketball Tournament (1968), and chairman of the Basketball Hall of Fame Committee of the College Sports Information Directors Association and was recipient of the 1971 Churchmen's "Sportswriter of the Year" award. As a newspaperman, his duties ranged from agricultural hearings in Washington to spending three months as the traveling companion to a Kentucky gubernatorial candidate. He attended a national sports editors seminar at Columbia University and reported the activities of such Wildcat teams as football coach Charlie Bradshaw's "Thin Thirty" and "The Runts" of basketball coach Adolph Rupp. He is a former Kentucky area correspondent for Time-Life-Fortune magazines and was Kentucky editor of Tobacco Magazine and Religious News Service. For the past 14 years, he has pursued a hobby of researching Kentucky basketball and football. He authored "The Wildcats: A Story of Kentucky Football," and "The Big Blue Machine: A Story of Kentucky Basketball". His latest works include the Kentucky portion of a "History of the Southeastern Conference," updates of "The Wildcats" and "Big Blue Machine," and a new work, "Joe B. Hall, My Own Kentucky Home." He edits the K-Men's Newsletter and has been named an honorary member of that organization. He also was honored by WAVE-TV for "Outstanding Contribution to Televised Sports." He is married to the former Doris Thacker of Knott County. They have four children — Mrs. Rodney Morris of Louisville, Mrs. Mike Covington of Georgetown, Russell James of Salisbury, Md., and Kim of Lexington.



## RANDY STACY


### Assistant Sports Information Director

Randy Stacy joined the sports information staff in August, 1980, after three years as sports information director at Tennessee Tech University. Prior to joining the Tennessee Tech staff, he earned a bachelor's degree from Morehead State University and served as that school's men's sports information director. Stacy is a member of College Sports Information Directors of America, United States Basketball Writers Association, the Collegiate Baseball Writers Association, and the Football Writers Association. He is married to the former Catherine Kerns of Owingsville. (O) 606-257-3838. (H) 606-887-2100.

## RENA KOIER

### Assistant Sports Information Director

Rena Koier worked as a freelance sportswriter for 10 months before joining the sports information staff in November, 1980. Prior to that, she was a sportswriter for the Lexington Herald-Leader for two and a half years and the Louisville Courier-Journal for one year. A native of Lynch, Ky., Rena graduated in 1976 from the University of Kentucky, where she majored in journalism. Rena is married to Dan Koier, also of Lynch.



## **RON ALLEN**

Director of Student Admissions

A retired Air Force colonel originally from Morristown, Tenn., Ron has been with the Athletics Association for 10 years. Besides his duties as director of student admissions, Ron also handles payment to scholarship athletes, coordinates use of university facilities by outside organizations and serves as a liaison between the K-Men's Association and UK. Allen is a 1948 graduate from UK and earned his MA from Kentucky in 1950. Married to the former Jane Daniel, they have three daughters; Barbara, Cathy, and Debra.

## **SANDY MORGAN**

Staff Assistant to Mr. Ivy

Sandy Morgan joined the UKAA in Jan., 1979, as an account clerk and became staff assistant to Assistant Athletics Director for Finance Larry Ivy in Dec., 1980. A native of Ohio, she is married to Robert Morgan and they have two children, Susan, 12, and Jennifer, 10.

## **BARBARA ISHAM**

Executive Assistant to the Athletics Director

A native of Harrodsburg, Kentucky, Barbara has worked for Mr. Hagan since his return to the University. As his Administrative Secretary when he was assistant athletics director, she worked with fund raising, eligibility and recruiting expenses. Upon Mr. Hagan's appointment as Athletics Director in July 1975, she became his staff assistant and with the retirement of Louise Gilchrist July 1, 1977, Barbara became the Executive Assistant to the Athletics Director. Married to C. H. Isham of Harrodsburg, they have a son, Wayne, who is a 2nd Lt. in military intelligence, Ft. Riley, Kan.

## **BARBARA DONNELLY**

Administrative Secretary

Originally from Flatwoods, Ky., Barbara came to Lexington in 1974 when she married Jim Donnelly. She has worked for the University since 1975, serving as a secretary in the College of Business and Economics before moving to the Athletics Association in December of that year. As administrative secretary to Frank Ham, Assistant Athletics Director, Barbara sees to it that the Blue and White Fund is run smoothly and efficiently. She also handles reserved parking for home football games in Commonwealth Stadium.

## **ALICE WOODS**

Assistant Ticket Manager

A native of Henderson, Kentucky, Alice has been in the ticket office 26 years. She aids ticket manager Al Morgan in the selling and distributing of tickets for UK football and basketball games.

## **AL MORGAN**

Ticket Manager

A native of Lexington, Al has been with the University of Kentucky ticket office on a part-time or full-time basis since 1951. He became ticket manager in 1972. He previously served 20 years in the ticket department of Southeastern Greyhound Lines. He is married to the former Mae Feck of Lexington. They have three children, Carol, Vickie and Terry, all of Lexington.

## **JOYCE BAXTER**

Secretary — Sports Information

A native of Harrodsburg, Joyce Baxter joined the UK Sports Information Staff in 1978. Mrs. Baxter served in UK's Purchasing Department for one year before joining the staff. She is married to Mike Baxter of Harrodsburg. They have a daughter, Michele, 13.

## **CHRIS CAMERON**

Student Assistant — Sports Information

Chris Cameron came to UK in August 1979 and joined the sports information staff shortly thereafter. He has served as sports editor, managing editor, and editor of the KENTUCKIAN, UK's student yearbook, and as a reporter and senior staff writer for the Kentucky Kernel, the UK daily newspaper. Cameron has also been a feature writer for Kentucky Sports World Magazine and editor of Ashland's Paul G. Blazer High School yearbook. He is the son of Deanna Orchard of Lexington and Danny J. Cameron of South Bend, Ind.

## **LAURA KNOWLES**

Student Assistant — Sports Information

Laura Knowles, a UK sophomore from the Washington, D.C. area, worked four years as a sports stringer for The Washington Post and The Washington Star. She was also a three-year-by-line sportswriter for The Springfield Times covering Northern Virginia high school sports, and a freelance feature writer. Laura is the daughter of Terry and Marcia Knowles of Annandale, VA.

## **MARTA McMACKIN**

Administrative Assistant to Coach Hall

A native of Ironton, Ohio, Marta is entering her sixth year with the Wildcat basketball program, her second as administrative assistant. She attended Morehead State University and the University of Kentucky and is married to Ron McMackin, also of Ironton. They have three sons, Ron, 18, Rickey, 16, and Rodd, 12.



**CLASSIC RECORDS**

*DIVISION OF CLASSIC PRODUCTIONS, INC.*

PRESENTS

**KENTUCKY CALLING ME • JOE B. HALL & FRIENDS**

FEATURING

- JOE B. HALL • AL MCGUIRE • CAWOOD LEDFORD •
- A.B. "HAPPY" CHANDLER • KATHARINE HALL •

USE ORDER FORM BELOW AND ORDER NOW!

- Record Album — \$9.95 Plus \$2.00 Postage and Handling.
- 16 x 20 Artprint of Album Cover — Limited Edition — Signed and Numbered — Only 1500 Available at \$50.00 Plus \$2.00 Postage and Handling.
- 16 x 20 Artprint of Album Cover — Limited Edition — Only 3000 Available at \$35.00 Plus \$2.00 Postage and Handling.

Tennessee Residents add 6 3/4% Sales Tax.

Send Check or Money Order to:

Classic Productions, Inc.  
P.O. Box 614  
Hendersonville, Tn. 37075

Amount Enclosed \_\_\_\_\_

Name \_\_\_\_\_

Address \_\_\_\_\_

RON ALLEN

President of the Board

A group of four...  
The first of these...  
The second of these...  
The third of these...  
The fourth of these...



The second of these...  
The third of these...  
The fourth of these...

BARBARA DONALD

President of the Board

A group of four...  
The first of these...  
The second of these...  
The third of these...  
The fourth of these...



The second of these...  
The third of these...  
The fourth of these...

ALBERT HARRIS

President of the Board

A group of four...  
The first of these...  
The second of these...  
The third of these...  
The fourth of these...



The second of these...  
The third of these...  
The fourth of these...

KENTUCKY CALLING ME - JOE B. HALL & FRIENDS

A group of four...  
The first of these...  
The second of these...  
The third of these...  
The fourth of these...

FEATURING

- JOE B. HALL • AL MCQUIRE • GAWOOD CEDRON •
- A.B. HARRY CHANDLER • KATHARINE HALL •

SEND CHECK OR MONEY ORDER TO

Class Productions, Inc.  
P.O. Box 514  
Kingsport, TN 37632

Send Check or Money Order to:  
Class Productions, Inc.  
P.O. Box 514  
Kingsport, TN 37632

NAME \_\_\_\_\_


ADDRESS \_\_\_\_\_


CITY \_\_\_\_\_

STATE \_\_\_\_\_

ZIP \_\_\_\_\_

Players






# 11

## Dicky Beal, G

5-11, 170, Sophomore  
Covington, Ky.

Played very well early in the season before suffering thigh injury . . . Selected to the All-UKIT team . . . Played in 27 games, starting six . . . Second on the team in assists with 50 . . . Also second in steals with 26 . . . Hit 44.2 percent from the field overall, 52.0 in SEC games . . . Has exceptional quickness and jumping ability . . . Has worked hard on outside shooting . . . Prep All-American at Covington Holmes High School . . . Led Holmes to a 33-3 record and to the state tournament as a senior . . . Played in several prep all-star games . . . Four-year high school letterman . . . Quickness makes him an excellent defensive player . . . High School Coach Reynolds Flynn . . . Born Sept. 18, 1962 . . . Arts and sciences major.



COACH HALL: "Dicky played well early and late last year. His thigh injury hampered his quickness the second half of the season. He should pick up where he left off before the injury last season."

Yr.	G-GS	Minutes	Field Goals	Free Throws	Rebounds	A	PF-D	Points	High
Fr. (80-81)	27-6	344-12.7	23-52-44.2	24-42-57.1	19-0.7	50	44-2	70-2.6	9



# 24 Bret Bearup, F

6-9, 230, Sophomore  
Centerport, N.Y.

Played in 26 of the 28 games . . . Scored in double figures three times as a reserve forward . . . Averaged 2.7 points and 1.7 rebounds . . . Participated with the South team in the National Sports Festival in Syracuse, N.Y., this past summer . . . Prep All-American at Harborfields High School . . . Two-time all-stater . . . Played in several prep all-star games . . . Once toured Yugoslavia with a New York all-star team . . . Excellent student . . . Ranked in top five percent nationally as a high school senior on the National Merit Test . . . Has the potential to be one of the strongest players ever to play at Kentucky . . . Very successful in Kentucky's weightlifting program . . . Excellent outside shooter . . . High School Coach Joe Mayer . . . Born Nov. 17, 1961 . . . Arts and sciences major.



COACH HALL: "Bret is a player with great potential and ability who needs experience and maturity. He is an excellent practice player, but he still suffers from game jitters. Experience will see him through this problem."

Yr.	G-GS	Minutes	Field Goals	Free Throws	Rebounds	A	PF-D	Points	High
Fr. (80-81)	26-0	258-9.9	28-74-37.8	15-24-62.5	43-1.7	8	35-1	71-2.7	12



# 31 Sam Bowie, C

7-1, 235, Junior  
Lebanon, Pa.

One of college basketball's outstanding players . . . Named to several All-America teams last season . . . Named to every All-SEC team . . . On all-tournament team and named MVP of UKIT . . . Led team in scoring, rebounding, and blocked shots . . . Co-MVP of team . . . Scored in double figures 24 times . . . Had eight or more rebounds 20 times . . . Often the target of very physical double teams . . . Fouled out of only two games last season . . . Had high scoring games of 29 against Kansas (H) and Florida (H) . . . Also had season high 16 rebounds against Kansas . . . Blocked nine shots against Vanderbilt (H) . . . His 80 blocked shots were 32 more than UK opponents managed . . . 1980-81 freshman Melvin Turpin (6-11) enabled Bowie to play

some at forward . . . May see more action there this season . . . Averaged 18.4 points and 9.2 rebounds in conference games . . . Has started 61 of the 62 games in which he has played at Kentucky . . . Led the United States Olympic Team to five victories in six "Gold Medal Games" in 1980 . . . Inducted in Basketball Hall of Fame, High School Division in April, 1979 . . . Named to every prep All-America team published in 1979 . . . Holds all Lebanon High School scoring and rebounding records . . . Twice an all-stater in Pennsylvania . . . Has added much strength and weight since coming to Kentucky . . . Excellent outside shooter and passer . . . May be as quick and agile as any seven-footer ever . . . High School Coach Chic Hess . . . Born March 17, 1961 . . . Arts and sciences major.



COACH HALL: "Sam should really come into his own this year. He has tremendous ability to go with his size. Both his outside and inside game should be improved this year. I look for Sam to be a sensational basketball player this season."

Yr.	G-GS	Minutes	Field Goals	Free Throws	Rebounds	A	PF-D	Points	High
Fr. (79-80)	34-33	886-26.1	165-311-53.1	110-144-76.4	276-8.1	26	110-8	440-12.9	27
So. (80-81)	28-28	895-32.0	185-356-52.0	118-164-72.0	254-9.1	39	80-2	488-17.4	29
Totals	62-61	1781-28.7	350-667-52.4	228-308-74.0	530-8.5	65	190-10	928-15.0	29






# 33 Tom Heitz, F

6-8, 225, Sophomore  
Hamilton, Ind.


Red-shirted last season after seeing action as a freshman . . . Has added strength, weight, and maturity . . . One of the top performers in Kentucky's conditioning and weightlifting program . . . Will add depth and leadership to the Wildcat front line . . . Will probably see action at both forward and center . . . Played at a small high school (Hamilton) in the northeast corner of Indiana . . . Gained little attention until his senior year . . . Brother Mike was a seven-footer who played at West Virginia . . . Averaged 27.4 points and 17.9 rebounds as a high school senior . . . Scored 1,437 career points . . . Played in the Kentucky-Indiana all-star series after being named all-state . . . Outstanding student . . . Played 108 minutes in 24 games in 1979-80

. . . Averaged 1.3 points and 0.8 rebounds . . . Played in Albert Schweitzer Games in Mannheim, Germany in 1979, and on a United States team that toured Russia, Poland, Spain, Yugoslavia, and 11 other countries . . . High School Coach Steve Grill . . . Born Feb. 23, 1961 . . . Business administration major.



COACH HALL: "Tom returns to competition stronger and more confident in his play. We expect him to be a strong rebounder and a fine inside player to back up Bowie and Turpin."

Yr.	G-GS	Minutes	Field Goals	Free Throws	Rebounds	A	PF-D	Points	High
Fr. (79-80)	24-0	108-4.5	6-22-27.3	18-33-54.6	20-0.8	3	13-0	30-1.3	5



# 32 Derrick Hord, F-G


6-6, 215, Junior  
Bristol, Tenn.

Superbly talented player with the ability to play both forward and guard . . . Second on the team in scoring last season . . . Played in all 28 games, starting 21 . . . Scored in double figures 13 times, including a season high 24 points against Maine . . . Third on the squad in minutes played . . . Named to every prep All-America team after an outstanding career at Tennessee High . . . Inducted in the Basketball Hall of Fame, High School Division in April, 1979 . . . Set 42 high school records . . . Three-time all-stater . . . Averaged 26.7 points and 13.4 rebounds as a senior . . . Participated in the Mini-Olympics in Colorado Springs in 1978 . . . Coached in high school by Wildcat Assistant Bob Chambers . . . Born September 19, 1960 . . . Communications major.



COACH HALL: "When he reaches his potential, Derrick will be a great player at Kentucky. He has played inhibited during his first two seasons, but his great talent and desire should make this his best season yet."

Yr.	G-GS	Minutes	Field Goals	Free Throws	Rebounds	A	PF-D	Points	High
Fr. (79-80)	35-2	677-19.3	78-166-47.0	49-64-76.6	87-2.5	37	66-2	205-5.9	18
So. (80-81)	28-21	710-25.4	97-239-40.6	54-72-75.0	91-3.2	48	56-0	248-8.9	24
Totals	63-23	1387-22.0	175-405-43.2	103-136-75.7	178-2.8	85	122-2	453-7.2	24



# 44 Charles Hurt, F

6-6, 215, Junior  
Shelbyville, Ky.


Started more games (23) than any other forward last season . . . Led team in fewest turnovers per time played . . . Ranked fourth on the team in minutes played . . . Led team in field goal percentage . . . Named to All-UKIT team . . . Hit all six field goal attempts in games against Alaska (UKIT) and Mississippi State (A) . . . Scored in double figures in three of the season's last four games . . . A tremendous leaper with outstanding strength . . . Has played in every game since coming to Kentucky . . . A prep All-American and two-time all-stater at Shelby Co. High School . . . Led Shelby Co. to state championship in 1978 . . . MVP in one Derby Classic game following senior high school season . . . One of the top performers in Kentucky's running

and weightlifting program . . . Has improved outside shooting . . . High School Coach Tom Creamer . . . Born March 28, 1961 . . . Arts and sciences major.



COACH HALL: "Charles had some outstanding games for us last season. Continued improvement in his game, especially improved consistency, will mean a lot to our squad."

Yr.	G-GS	Minutes	Field Goals	Free Throws	Rebounds	A	PF-D	Points	High
Fr. (79-80)	35-1	475-13.6	52- 86-60.5	32-52-61.5	87-2.5	14	74-2	136-3.9	10
So. (80-81)	28-23	683-24.4	79-138-57.2	33-57-57.9	127-4.5	30	92-6	191-6.8	18
Totals	63-24	1158-18.4	131-224-58.5	65-107-60.7	214-3.4	44	166-8	327-5.2	18



# 12 Bo Lanter, G


6-1, 175, Senior  
Versailles, Ky.

A transfer walk-on who earned a scholarship . . . Came to Kentucky after a season at Midwestern State University in Wichita Falls, Tex. . . . Saw action in 11 games last season, 17 games the year before . . . Scored season high four points against Mississippi (H) . . . Played prep ball at Woodford Co. High School . . . Averaged 20 points per game his final two seasons . . . Two-time All-Central Kentucky Conference . . . Conference MVP as a senior . . . Won three high school letters in basketball, six in tennis, and one in football. High School Coach Gene Kirk . . . Born Sept. 4, 1959 . . . Business administration major.



COACH HALL: "Bo's maturity will be important to our team. He will still be used in a reserve role, but could be called on more this season."

Yr.	G-GS	Minutes	Field Goals	Free Throws	Rebounds	A	PF-D	Points	High
So. (79-80)	17-0	55-3.2	5-13-38.5	3- 8-37.5	9-0.5	8	12-0	13-0.8	4
Jr. (80-81)	11-0	32-2.9	5-12-41.7	0- 2-00.0	6-0.5	5	9-0	10-0.9	4
Totals	28-0	87-3.1	10-25-40.0	3-10-30.0	15-0.5	13	21-0	23-0.8	4




# 20 Jim Master, G

6-5, 175, Sophomore  
Ft. Wayne, Ind.


Outstanding shooter who showed flashes of brilliance last season . . . Played in 27 games, earning three starts . . . Scored season high 16 points against Georgia (A) on national television . . . Sixth on the team in minutes played . . . Averaged 6.5 points . . . Hit 85.7 percent from the free throw line . . . Hit 45.1 percent from the field overall, but shot especially well in conference games (48.8 percent) . . . Enjoyed an outstanding summer in the National Sports Festival in Syracuse, N.Y., where he led the South team to a Silver Medal, making the all-tournament team . . . Prep All-American at Paul Harding High School . . . Played in several prep all-star games . . . Was Indiana's "Mr. Basketball" . . . All-state and academic all-state . . . Has added much

strength since coming to Kentucky . . . High School Coach Harlan Frick . . . Born March 16, 1962 . . . Arts and sciences major.



COACH HALL: "Jim is an outstanding shooter both from the field and from the line. He was a good clutch player for us last season and also for the South team in the National Sports Festival this past summer. A year of maturity should make him an even greater asset."

Yr.	G-GS	Minutes	Field Goals	Free Throws	Rebounds	A	PF-D	Points	High
Fr. (80-81)	27-3	512-19.0	64-142-45.1	48-56-85.7	26-1.0	25	43-0	176-6.5	16




# 10 Dirk Minniefield, G

6-3, 180, Junior  
Lexington, Ky.


Co-MVP of squad last season . . . One of the top guards in the nation . . . Effectiveness is amazing . . . Scored only 13 points and hit 29 percent from the field in the first three games, but rebounded to assume the position of the team's court leader on both offense and defense . . . Ranked second on the squad in scoring, third in field goal percent, first in assists and free throw percent, and averaged fewer than three turnovers per game . . . Credited with at least two assists in every game but two . . . Scored in double figures 15 times . . . Started 18 of the last 19 games in 1979-80 and all 28 last season . . . Holds UK record for assists in a game (13 in 1979-80) . . . Good shooter, outstanding passer and leaper . . . Former Kentucky "Mr. Basketball" . . .

Three-time all-stater at Lafayette High School . . . Played in several prep all-star games following his senior season . . . Married this past summer . . . High School Coach Jock Sutherland . . . Born Jan. 17, 1961 . . . Business administration major.



*COACH HALL: "Dirk is probably the best guard in the nation. He has matured into a fine floor leader, an excellent defensive player, and a player that gives 110 percent every time out. I look for Dirk to become an All-American this year."*

Yr.	G-GS	Minutes	Field Goals	Free Throws	Rebounds	A	PF-D	Points	High
Fr. (79-80)	34-18	691-20.3	68-142-47.9	35-49-71.4	70-2.1	126	82-3	171- 5.0	14
So. (80-81)	28-28	890-31.8	118-213-55.4	55-63-87.3	79-2.8	151	79-4	291-10.4	20
Totals	62-46	1581-25.5	186-355-52.4	90-112-80.4	149-2.4	277	161-7	460- 7.4	20




# 54 Melvin Turpin, C

6-11, 240, Sophomore  
Lexington, Ky.


Played in all 28 games . . . Averaged 4.7 points and 3.8 rebounds . . . Averaged more than five points and four rebounds against SEC foes . . . Scored 17 points and grabbed 11 rebounds against Florida (H) and followed that game with a 10-point, 12-rebound performance against Vanderbilt (A) . . . Great potential . . . Improved throughout his freshman season . . . Saw some action at center with Bowie playing a forward . . . Blocked 23 shots . . . Hit 52.6 percent from the field, 54.8 percent in conference games . . . Prep All-American at Bryan Station High School . . . Spent one year in prep school at Fork Union Military Academy . . . Led Fork Union to its best season ever . . . Averaged 24 points and 15 rebounds as a high school senior . . . First team all-

state . . . Played in several all-star contests . . . Has added much weight and strength since coming to Kentucky . . . Great shooting touch for a big man . . . Fork Union Coach Fletcher Arritt . . . High School Coach Bob Barlow . . . Born December 28, 1960 . . . Arts and sciences major.



COACH HALL: "Melvin made great improvement last year. He has a tremendous inside game. He learned a lot about playing the post position and should play well there this season."


Yr.	G-GS	Minutes	Field Goals	Free Throws	Rebounds	A	PF-D	Points	High
Fr. (80-81)	28-0	380-13.6	50-95-52.6	31-44-70.5	106-3.8	1	62-2	131-4.7	17



# 34 Chuck Verderber, F

6-6, 225, Junior  
Lincoln, Ill.

Captain of the 1981-82 squad . . . Exhibits outstanding leadership on and off the court . . . Won UK Chandler Trophy last season . . . Missed only one game in his career prior to Dec. 30 of last season when he was forced to undergo an emergency appendectomy . . . Missed nine games while recovering . . . Had top game of 16 points and six rebounds against Florida (A) . . . Played in 19 games, starting 14 . . . Ranked fifth on the team in scoring (7.5) and third in rebounding (4.2) . . . Ranked second on the team in field goal percentage (56.2) . . . Good medium range shooter . . . Top career game was against Florida in 1978-79 when he scored 22 points and grabbed 13 rebounds . . . Set nine school records at Lincoln High School . . . Scored 2,032 career points . . . Prep All-American . . . Played in numerous prep all-star games following senior season . . . Married this past summer . . . Academic All-SEC while majoring in pre-dental . . . High School Coach Loren Wallace . . . Born Nov. 3, 1959.



COACH HALL: "Chuck should have his best year ever at Kentucky. His leadership was a big factor last year. His play was so improved. His contributions to the team were in every aspect of the game. Chuck will make us a great captain this season."

Yr.	G-GS	Minutes	Field Goals	Free Throws	Rebounds	A	PF-D	Points	High
Fr. (78-79)	31-10	607-19.6	62-119-52.1	65-87-74.7	131-4.2	38	79-2	189-6.1	22
So. (79-80)	34-1	374-11.0	37- 71-52.1	28-38-73.7	74-2.2	12	54-2	103-3.0	11
Jr. (80-81)	19-14	414-21.8	54- 96-56.2	35-49-71.4	80-4.2	24	47-2	143-7.5	16
Totals	84-35	1395-16.6	153-286-53.5	128-286-53.5	285-3.4	74	180-6	434-5.2	22






# 5


## Mike Ballenger, G

6-3, 185, Freshman  
Jasper, Ind.

Outstanding three-sport star at Jasper High School . . . Attracted attention as a basketball guard, football quarterback, and baseball pitcher . . . Scored 1,433 career points . . . Averaged 24.8 points as a senior . . . Set most Jasper High scoring records . . . Two-time all-stater . . . Participated in the Kentucky-Indiana All-Star Series . . . Pitched high school baseball team to the state playoffs last season . . . Excellent shooter and passer . . . Born Oct. 11, 1963 . . . High School Coach Rex May . . . Arts and sciences major.



COACH HALL: "Mike has great leadership potential. He is an excellent passer and shooter who could develop into an outstanding guard for us."



# 40

## Troy McKinley, F

6-6, 195, Freshman  
Independence, Ky.

Most valuable player in last season's Kentucky state high school basketball tournament . . . Led Simon Kenton High School to the title . . . Averaged 25.3 points and 10.6 rebounds per game as a senior . . . Hit 62.3 percent from the field and 82.1 percent from the free throw line . . . All-stater . . . Participated in the Derby Classic game and in the Kentucky East-West Game . . . Coach Hall said, "Not since Tom Parker have I seen such a fine shooter in high school . . . An honor student in high school . . . Should benefit greatly from Kentucky's running and weightlifting program . . . A pure shooter in every sense . . . Born March 21, 1963 . . . High School Coach Larry Miller . . . Business administration major.



COACH HALL: "Troy gives us an outside shooting aspect that we very much needed last season. We realize that there are a lot of people ahead of him at the forward position, but we expect him to be a great help to us as he gains experience."



The 1981-82 Wildcats

Front row left to right, Equipment Manager Bill Keightley, Head Coach Joe B. Hall, Dirk Minniefield, Mike Ballenger, Derrick Hord, Jim Master, Bo Lanter, Dicky Beal, Associate Coach Leonard Hamilton, Student Manager Roger Thomas. Back Row left to right, Graduate Assistant Gordy Parido, Assistant Coach Bob Chambers, Troy McKinley, Charles Hurt, Tom Heitz, Sam Bowie, Melvin Turpin, Bret Bearup, Chuck Verderber, Assistant Coach Joe Dean, Trainer Walt McCombs.


### 1981-82 University of Kentucky Basketball Roster

No.	Name	Pos.	Ht.	Wt.	Class	Age	Exp.	Hometown (High School)
5	Mike Ballenger	G	6-3	190	Fr.	18	—	Jasper, Ind. (Jasper)
10	Dirk Minniefield	G	6-3	180	Jr.	20	2L	Lexington, Ky. (Lafayette)
11	Dicky Beal	G	5-11	170	So.	19	1L	Covington, Ky. (Holmes)
12	Bo Lanter	G	6-1	185	Sr.	22	2L	Versailles, Ky. (Woodford Co.)
20	Jim Master	G	6-4	175	So.	19	1L	Ft. Wayne, Ind. (Paul Harding)
24	Bret Bearup	F	6-9	230	So.	19	1L	Centerport, N.Y. (Harborfields)
31	Sam Bowie	C	7-1	230	Jr.	20	2L	Lebanon, Pa. (Lebanon)
32	Derrick Hord	F	6-6	210	Jr.	21	2L	Bristol, Tenn. (Tennessee)
33	Tom Heitz	F	6-8	215	So.	20	1L	Hamilton, Ind. (Hamilton)
34	Chuck Verderber	F	6-6	225	Sr.	21	3L	Lincoln, Ill. (Lincoln)
40	Troy McKinley	F	6-6	195	Fr.	18	—	Independence, Ky. (Simon Kenton)
44	Charles Hurt	F	6-6	210	Jr.	20	2L	Shelbyville, Ky. (Shelby Co.)
54	Melvin Turpin	C	6-11	240	So.	20	1L	Lexington, Ky. (Bryan Station)

HEAD COACH: Joe B. Hall  
 ASSOCIATE COACH: Leonard Hamilton  
 ASSISTANT COACHES: Joe Dean, Bob Chambers


TRAINER: Walt McCombs  
 EQUIPMENT MANAGER: Bill Keightley  
 STUDENT MANAGER: Roger Thomas

# Opponents





Bob Rupert



Joe Jakubick

## AKRON

Game 1 — Nov. 28 in Lexington —  
7:30 p.m. EST (UK TV-Delayed)

Location: Akron, Ohio  
Enrollment: 25,800  
Founded: 1870  
President: Dr. D. J. Guzzetta  
Conference: Ohio Valley  
Nickname: Zips  
Colors: Blue and Gold  
Arena: Memorial Hall (3,200)  
Athletics Director:  
Gordon Larson  
(O) 216-375-7080  
Head Coach: Bob Rupert  
(Ohio Northern '53)  
(O) 216-375-7678  
Assistants: Jim Robinson,  
Doug Trautman  
SID: Ken MacDonald  
(O) 216-375-7468  
(H) 216-666-5287  
1980-81 Record: 8-18

Series: UK Leads 1-0  
(Only Meeting in 1937)  
UK in Akron: 0-0  
UA in Lexington: 0-0  
Only Game: UK 32, UA 22  
(1937) in Cincinnati  
Coach Hall vs. UA: 0-0  
Chief Losses: Wendell Bates  
(14.7), David Mason (11.9)  
Top Returnees: Joe Jakubick  
(13.4), Ricky Brown (5.2)  
Outstanding Newcomers:  
Fred Johnson (6-3, G),  
Tony Augsburger (6-3, G),  
Dave Smith (6-4, G-F),  
Jamie Suthers (6-5, F)  
Best Time for Media to Reach  
Coach Rupert: 10 a.m.  
UA Road Headquarters: TBA

### Outlook

Second-year Coach Bob Rupert must replace four starters, but he has a great deal of youthful talent to use to accomplish the task. Heading the list of returnees are Ohio Valley freshman of the year Joe Jakubick and part-time starter Ricky Brown. The newcomers who are expected to contribute immediately include guards Fred Johnson and Tony Augsburger and forwards Dave Smith and Jamie Suthers.


### The Zip Schedule

Nov. 28 — at Kentucky  
Nov. 30 — FERRIS STATE  
Dec. 2 — E. MICHIGAN  
Dec. 5 — QUINCY  
Dec. 10 — at Murray State  
Dec. 12 — at Austin Peay  
Dec. 17 — MOREHEAD STATE  
Dec. 19 — E. KENTUCKY  
Dec. 21 — HIRAM  
Dec. 23 — at Cleveland State  
Jan. 2 — WEST VIRGINIA  
WESLEYAN  
Jan. 7 — at Middle Tennessee  
Jan. 9 — at Tennessee Tech  
Jan. 11 — at South Alabama  
Jan. 16 — YOUNGSTOWN ST.  
Jan. 21 — W. KENTUCKY  
Jan. 25 — CLEVELAND STATE  
Jan. 28 — at Morehead State  
Jan. 30 — at Eastern Kentucky  
Feb. 4 — MIDDLE  
TENNESSEE  
Feb. 6 — TENNESSEE TECH  
Feb. 10 — at Dayton  
Feb. 13 — at Youngstown State  
Feb. 20 — at Western Kentucky  
Feb. 25 — MURRAY STATE  
Feb. 27 — AUSTIN PEAY  
Mar. 5-6 — OVC Tournament

## OHIO STATE



Eldon Miller



Clark Kellogg

Game 2 — Dec. 5 in Columbus —  
2:35 p.m. EST (CBS National TV)

Location:  
Columbus, Ohio 43210  
Enrollment: 55,000-plus  
Founded: 1870  
President: Edward Jennings  
Conference: Big Ten  
Nickname: Buckeyes  
Colors: Scarlet and Gray  
Arena: St. John Arena (13,591)  
Athletics Director: Hugh  
Hindman (O) 614-422-7572  
Head Coach: Eldon Miller  
(O) 614-422-0505  
Record at OSU: 79-62  
(Six years)  
Assistants:  
Charles Machock,  
Gerald Sears  
SID: Marv Homan  
(O) 614-422-6861  
(H) 614-885-5611

Asst. SID: Steve Snapp  
(H) 614-261-1045  
1980-81 Record: 14-13  
Series: Tied 7-7 since 1933  
UK in Columbus: 2-5  
Last Game: UK 70, OSU 64  
(1980) in Lexington  
Coach Hall vs. OSU: 1-0  
Chief Losses: Herb Williams  
(16.0), Carter Scott (11.0)  
Top Returnees: Clark Kellogg  
(17.3), Larry Huggins (4.7)  
Outstanding Newcomers:  
Nelson Johnson (6-8, F),  
Joe Concheck (6-7, F)  
Best Time to Reach Coach  
Miller: 10:30 a.m.-12 noon  
UK Road Headquarters:  
Holiday Inn on the Lane,  
Columbus, 614-294-4848

### Outlook


Juniors Clark Kellogg (6-7, F) and Larry Huggins (6-3, G) are the lone returning starters for six-year Buckeye Coach Eldon Miller. Granville Waiters (6-11) is the probable Buckeye center. Nate Simms is a forward candidate after sitting out last season with an injury. Miller expects immediate help from newcomers Nelson Johnson (6-7), Joe Concheck (6-7), and Troy Taylor (6-1).

### The Buckeye Schedule

Nov. 27-29 — At Great Alaskan  
Shootout  
Dec. 2 — KENT STATE  
Dec. 5 — KENTUCKY  
Dec. 12 — at West Virginia  
Dec. 15 — at South Alabama  
Dec. 19 — at Princeton  
Dec. 22 — FLORIDA  
Dec. 29 — WASHINGTON  
STATE  
Jan. 2 — BUTLER  
Jan. 4 — SYRACUSE  
Jan. 7 — MINNESOTA  
Jan. 9 — WISCONSIN  
Jan. 14 — at Illinois  
Jan. 16 — at Indiana  
Jan. 21 — PURDUE  
Jan. 23 — NORTHWESTERN  
Jan. 28 — at Michigan  
Jan. 30 — at Iowa  
Feb. 4 — MICHIGAN STATE  
Feb. 6 — IOWA  
Feb. 11 — at Purdue  
Feb. 13 — at Michigan State  
Feb. 18 — MICHIGAN  
Feb. 20 — at Northwestern  
Feb. 25 — INDIANA  
Feb. 27 — ILLINOIS  
Mar. 4 — at Wisconsin  
Mar. 6 — at Minnesota



Bobby Knight



Randy Wittman

## INDIANA

Game 3 — Dec. 8 in Lexington —  
8:05 p.m. EST (UK National TV)

Location:  
Bloomington, Ind. 47401  
Enrollment: 31,900  
Founded: 1820  
President: Dr. John W. Ryan  
Conference: Big Ten  
Nickname: Hoosiers  
Colors: Cream and Crimson  
Arena: Assembly Hall (17,357)  
Athletics Director: Ralph Floyd  
(0) 812-337-1966  
Head Coach: Bobby Knight  
(Ohio State '62)  
(0) 812-337-2238  
Assistants: Jim Crews,  
Jene Davis  
SID: Tom Miller  
(0) 812-337-2421

Asst. SID: Kit Klingelhoffer  
(H) 812-332-4990  
1980-81 Record: 26-9  
Series: IU leads 13-10  
since 1924  
IU in Lexington: 2-3  
Last Game: UK 68, IU 66  
(1980) in Bloomington  
Coach Hall vs. IU: 5-6  
Chief Losses: Isiah Thomas  
(16.0), Ray Tolbert (12.2)  
Top Returnees: Randy Wittman  
(10.4), Ted Kitchel (9.2)  
Outstanding Newcomers:  
John Flowers (6-10, F),  
Uwe Blab (7-2, C)  
Best Time to Reach Coach  
Knight: Mornings

### Outlook

The Indiana Hoosiers lost two 1980-81 starters to the first round of the NBA draft in Isiah Thomas and Ray Tolbert and another starter Landon Turner, was seriously injured in a summer automobile accident, leaving only Randy Wittman and Ted Kitchel as returning starters. Jim Thomas and Tony Brown, both of whom played extensively last season, and Steve Bouchie, a 1979-80 starter who missed much of last season with illness and injury, also return. Coach Bobby Knight will also have a great recruiting class headed by John Flowers (6-10) and Uwe Blab (7-2).

### The Hoosier Schedule


Nov. 28 — MIAMI (O.)  
Dec. 1 — NOTRE DAME  
Dec. 8 — at Kentucky  
Dec. 11-12 — INDIANA  
CLASSIC  
Dec. 14 — TULANE  
(Indianapolis)  
Dec. 19 — KANSAS STATE  
Dec. 28-29 — at Holiday  
Festival  
Jan. 7 — at Michigan State  
Jan. 9 — at Northwestern  
Jan. 14 — MICHIGAN  
Jan. 16 — OHIO STATE  
Jan. 21 — at Illinois  
Jan. 23 — PURDUE  
Jan. 28 — at Wisconsin  
Jan. 30 — MINNESOTA  
Feb. 4 — at Iowa  
Feb. 6 — at Minnesota  
Feb. 11 — ILLINOIS  
Feb. 13 — IOWA  
Feb. 18 — WISCONSIN  
Feb. 20 — at Purdue  
Feb. 25 — at Ohio State  
Feb. 27 — at Michigan  
Mar. 4 — NORTHWESTERN  
Mar. 6 — MICHIGAN STATE

## KANSAS

Game 4 — Dec. 12 in Lawrence —  
8:35 p.m. EST



Ted Owens



Tony Guy

Location:  
Lawrence, Kan.  
Enrollment: 26,200  
Founded: 1865  
Chancellor: Dr. Gene Budig  
Conference: Big Eight  
Nickname: Jayhawks  
Colors: Crimson and Blue  
Arena: Allen Field House  
(16,000)  
Athletics Director:  
Bob Marcum  
(0) 913-864-3417  
Head Coach: Ted Owens  
(Oklahoma '51)  
Assistant: Bob Hill  
SID: Sid Wilson  
(0) 913-864-3417  
Asst. SID: Dick O'Connor

1980-81 Record: 24-8  
Series: UK leads 12-1  
since 1950  
UK in Lawrence: 5-1  
Last Game: UK 87, Kansas 73  
(1980) in Lexington  
Coach Hall vs. Kansas: 8-1  
Chief Losses: Darnell Valentine  
(15.6), John Crawford (8.1)  
Top Returnees: Tony Guy  
(15.8), David Magley (9.5)  
Outstanding Newcomers:  
Tad Boyle (6-4, G),  
Jeff Dishman (6-6, F)  
Best Time to Reach Coach  
Owens: 10:30 a.m.-12 noon  
UK Road Headquarters:  
All Seasons Motel,  
Lawrence, 913-843-9100

### Outlook

Four-time all-conference standout Darnell Valentine has graduated, but Coach Ted Owens has leading scorer Tony Guy and two other starters, David Magley and Victor Mitchell, return. Freshman Tad Boyle and juco transfer Jackie Fluery will battle for Valentine's point guard spot. Other key newcomers are juco transfers Jeff Dishman (6-6) and Mark Ewing (6-9).

### The Jayhawk Schedule

Nov. 28 — at North Carolina  
Nov. 30 — ARIZONA STATE  
Dec. 2 — TEXAS SOUTHERN  
Dec. 5 — MICHIGAN STATE  
Dec. 7 — ARIZONA  
Dec. 12 — KENTUCKY  
Dec. 28-29 — at Holiday  
Festival  
Jan. 6 — EVANSVILLE  
Jan. 9 — ROLLINS  
Jan. 13 — at Nebraska  
Jan. 16 — OKLAHOMA STATE  
Jan. 20 — at Missouri  
Jan. 23 — at Kansas State  
Jan. 25 — ALCORN STATE  
Jan. 27 — COLORADO  
Jan. 30 — OKLAHOMA  
Feb. 3 — at Iowa State  
Feb. 6 — at Oklahoma State  
Feb. 10 — MISSOURI  
Feb. 13 — NEBRASKA  
Feb. 17 — at Colorado  
Feb. 20 — KANSAS STATE  
Feb. 24 — at Oklahoma  
Feb. 27 — IOWA STATE

29th Annual  
**University of Kentucky Invitational Tournament**  
 Rupp Arena — Dec. 18-19, 1981

**First Night**

Utah State vs. Seton Hall — 7:05 p.m. EST  
 Jacksonville vs. Kentucky — 9:05 p.m. EST

**Second Night**

Consolation Game — 7:05 p.m. EST  
 Championship Game — 9:05 p.m. EST

**SETON HALL**

First appearance in UKIT  
 Location: South Orange, N.J.  
 Enrollment: 10,000  
 Founded: 1856  
 President: Dr. Edward D'Alessio  
 Conference: ECAC, Big East  
 Colors: Blue and White  
 Nickname: Pirates  
 Arena: Walsh Gym (3,200)  
 Athletics Director: Richard Regan  
 Head Coach: TBA  
 Assistants: Hoddy Mahon, Mel Knight  
 SID: Larry Keefe  
 Sports Prom. Dir.: Jim Lampariello  
 (O) 201-761-9493  
 (H) 201-338-1631  
 1980-81 Record: 11-16  
 Best Time to Reach Coach: Mornings

**UTAH STATE**

First appearance in UKIT  
 Location: Logan, Utah  
 Enrollment: 9,900  
 Founded: 1888  
 President: Stanford Cazier  
 Conference: PCAA  
 Colors: Navy Blue and White  
 Nickname: Aggies and Big Blue  
 Arena: Spectrum (10,270)  
 Athletics Director: Ladell Anderson  
 Head Coach: Rod Tueller  
 SID: Craig Hislop  
 (O) 801-750-1361  
 (H) 801-752-7101  
 1980-81 Record: 12-16  
 Best Time to Reach Coach Tueller: 11 a.m.-12 noon

**JACKSONVILLE**

First Appearance in UKIT  
 Location: Jacksonville, Fla.  
 Enrollment: 2,500  
 Founded: 1934  
 President: Frances Bartlett Kinne  
 Conference: Sun Belt  
 Colors: Green, Gold and White  
 Nickname: Dolphins  
 Arena: Memorial Coliseum (9,200)  
 Athletics Director: Paul Griffin  
 Head Coach: Bob Wenzel  
 Assistants: Greg Blatt, Rich Haddad, Marty Gross  
 SID: John Iamarino  
 (O) 904-744-3950, Ext. 402  
 (H) 904-743-7394  
 1980-81 Record: 8-19  
 Best Time to Reach Coach Wenzel: Mornings

**UKIT PARTICIPANTS THROUGH THE YEARS**

(Listed Alphabetically)

Team	Record	Titles	Years Played
Air Force	Won 0, Lost 2		1965
Alabama-Birmingham	Won 1, Lost 1		1980
Alaska	Won 0, Lost 2		1980
Arizona State	Won 1, Lost 1		1975
Army	Won 1, Lost 1		1968
Bowling Green	Won 0, Lost 2		1976
Bradley	Won 0, Lost 2		1968
California	Won 2, Lost 6		1960,'65,'71,'79
Cincinnati	Won 1, Lost 1		1967
Colorado State	Won 1, Lost 1		1972
Dartmouth	Won 0, Lost 2		1973
Dayton	Won 4, Lost 6	'55	1955-'6,'64,'67,'69
De Paul	Won 0, Lost 2		1970
Duke	Won 1, Lost 3		1953,'69
Georgia Tech	Won 0, Lost 2		1975
Idaho State	Won 1, Lost 1		1980
Illinois	Won 5, Lost 3	'64,'78	1956,'60,'64,'78
Indiana	Won 1, Lost 1		1965
Iowa	Won 0, Lost 2		1962
Kansas State	Won 3, Lost 3		1961,'66,'70
KENTUCKY	Won 48, Lost 8	(20)	(Every)
LaSalle	Won 2, Lost 2		1953,'54
Michigan	Won 1, Lost 1		1968
Minnesota	Won 1, Lost 3		1955,'57
Missouri	Won 1, Lost 1		1971
Navy	Won 0, Lost 2		1970
Nebraska	Won 0, Lost 2		1972
North Carolina	Won 1, Lost 3		1957,'59
Ohio State	Won 1, Lost 3		1958,'73
Oklahoma State	Won 2, Lost 2		1958,'74
Oregon	Won 1, Lost 1		1972
Oregon State	Won 3, Lost 3		1962,'66,'75
Penn State	Won 0, Lost 2		1966
Princeton	Won 2, Lost 2		1963,'71
Portland State	Won 1, Lost 1		1977
Purdue	Won 3, Lost 1	'70	1970,'79
St. John's	Won 1, Lost 1		1977
St. Louis	Won 3, Lost 1	'60	1959,'60
Seattle	Won 0, Lost 2		1977
South Carolina	Won 1, Lost 1		1967
Southern California	Won 1, Lost 1		1954
Southern Methodist	Won 2, Lost 2		1956,'79
Stanford	Won 1, Lost 1		1973
Syracuse	Won 0, Lost 2		1978
Tennessee	Won 1, Lost 1		1961
Texas A&M	Won 1, Lost 1		1978
UCLA	Won 1, Lost 1		1953
Utah	Won 2, Lost 4	'76	1954,'55,'76
Villanova	Won 1, Lost 1		1974
Wake Forest	Won 1, Lost 1		1963
Washington State	Won 0, Lost 2		1974
West Virginia	Won 7, Lost 5	'57,'59	1957-8-9,'62,'64,'76
Wisconsin	Won 0, Lost 2		1963
Xavier	Won 0, Lost 2		1961

**U.K.I.T. INDIVIDUAL SINGLE GAME RECORDS**

Most Points Scored (Bill Bradley, Princeton vs. Wisconsin — 3rd Place Game, 1963)	47
Most Field Goal Attempts (Freeman Williams, Portland State vs. Kentucky — 1st Round Game, 1977)	40
Most Field Goals (Bill Bradley, Princeton vs. Wisconsin — 3rd Place Game, 1963)	18
Most Free Throws Attempted (Rick Robertson, Cincinnati vs. South Carolina — 1st Round, 1967)	21
Most Free Throws Made (Rick Robertson, Cincinnati vs. South Carolina — 1st Round, 1967 — on 21 FTA)	16
Most Rebounds (Ron Johnson, Minnesota vs. North Carolina — 1st Round, 1957; Rich Kelley, Stanford vs. Kentucky — Championship Game, 1973)	27

## U.K.I.T. TEAM SINGLE GAME RECORDS

Most Points Scored (Kentucky 114 vs. Portland State — 1st Round, 1977) .....	114
Most Points Both Teams (Kentucky 112 vs. Michigan 104 — 1st Round, 1968) .....	216
Fewest Points Scored (Southern California vs. LaSalle — 1st Round, 1954) .....	38
Fewest Points Scored, Both Teams (LaSalle vs. Southern California — 1st Round, 1954) .....	87
Most Field Goals Attempted (Kentucky vs. De Paul — 1st Round, 1956) .....	100
Most Field Goals (Kentucky vs. De Paul — 1st Round, 1970 and vs. Portland State — 1st Round 1977) .....	46
Most Free Throws Attempted (St. Louis vs. West Virginia — 1st Round, 1959) .....	47
Most Free Throws Attempted, Both Teams (Kentucky 43 and Illinois 37 — 1st Round, 1960) .....	80
Most Free Throws Made (St. Louis vs. West Virginia — 1st Round, 1959) .....	38
Most Rebounds (Dayton vs. West Virginia — Third Place Game, 1964; Purdue vs. Kentucky — Championship Game, 1970) .....	74
Fewest Personal Fouls (Kentucky vs. SMU — 1956) .....	7
Most Personal Fouls (Kentucky vs. Washington State — 1st Round, 1974) .....	34
Most Personal Fouls, Both Teams (Kentucky 29 vs. Syracuse 33, Third Place Game, 1978) .....	62
Biggest Margin of Victory (Kentucky 91, Indiana 56 — Championship Game, 1965) .....	35
Smallest Margin of Victory (West Virginia 87 vs. St. Louis 86 — 1st Round, 1959) (Tied by St. Louis 54 vs. California 53 (1 OT) — 1st Round, 1960; Cincinnati 71 vs. Dayton 70, 3rd Place, 1967; Kentucky 61 vs. Purdue 60, Championship, 1979) .....	1
Overtime Victories — St. Louis twice in 1960 (St. Louis 54 vs. California 43 (1 OT), St. Louis 74 vs. Kentucky 72 (1 OT))	
Best Shooting Percentage (Game) (West Virginia vs. Bowling Green — 2nd Round, 1976) (34 of 50) .....	.68.0

## HIGH POINT PERFORMERS BY YEARS (Two Games)

1980 Byron Williams (Idaho State) .....	38	1965 Louie Dampier (Kentucky) .....	46
1979 Billy Allen (SMU) .....	45	1964 Henry Finkel (Dayton) .....	64
1978 Dale Shackelford (Syracuse) .....	40	1963 Bill Bradley (Princeton) .....	77
1977 Freeman Williams (Portland State) .....	76	1962 Cotton Nash (Kentucky) .....	57
1976 Jeff Judkins (Utah) .....	53	1961 Larry Pursiful (Kentucky) .....	60
1975 Don Smith (Ore. St.) .....	40	1960 Bill Lickert (Kentucky) .....	43
Rick Taylor (Ariz. St.) .....	40	1959 Jerry West (West Virginia) .....	70
1974 Ronnie Daniel (Okla. St.) .....	56	1958 Jerry West (West Virginia) .....	48
1973 Kevin Grevey (Kentucky) .....	50	1957 Ron Johnson (Minnesota) .....	56
1972 Jim Andrews (Kentucky) .....	48	1956 Jim Krebs (S.M.U.) .....	47
1971 Brian Taylor (Princeton) .....	66	1955 Jim Paxson (Dayton) .....	51
1970 Mike Casey (Kentucky) .....	53	1954 Phil Grawmeyer (Kentucky) .....	41
1969 Dan Issel (Kentucky) .....	60	1953 Cliff Hagan (Kentucky) .....	55
1968 Dan Issel (Kentucky) .....	56		
1967 Mike Casey (Kentucky) .....	46		
1966 Louie Dampier (Kentucky) .....	51		

## U.K.I.T. HISTORY

1953	CHAMPIONSHIP GAME: Kentucky 73, LaSalle 60. Consolation: UCLA 72, Duke 67. First Round: LaSalle 62, UCLA 53; Kentucky 85, Duke 69. Attendance: 16,714.
1954	CHAMPIONSHIP GAME: Kentucky 63, LaSalle 54. Consolation: Southern California 54, Utah 52. First Round: LaSalle 49, Southern California 38; Kentucky 70, Utah 65. Attendance: 17,973.

1955	CHAMPIONSHIP GAME: Dayton 89, Kentucky 74. Consolation: Minnesota 90, Utah 77. First Round: Dayton 77, Utah 73; Kentucky 72, Minnesota 65. Attendance: 19,185.
1956	CHAMPIONSHIP GAME: Kentucky 91, Illinois 70. Consolation: Southern Methodist 67, Dayton 59. First Round: Illinois 82, Dayton 65; Kentucky 72, Southern Methodist 67. Attendance: 15,753.
1957	CHAMPIONSHIP GAME: West Virginia 75, North Carolina 64. Consolation: Kentucky 78, Minnesota 58. First Round: North Carolina 73, Minnesota 67; West Virginia 77, Kentucky 70. Attendance: 20,956.
1958	CHAMPIONSHIP GAME: Kentucky 97, West Virginia 91. Consolation: Oklahoma State 63, Ohio State 59. First Round: West Virginia 67, Oklahoma St. 49; Kentucky 95, Ohio State 76. Attendance: 20,386.
1959	CHAMPIONSHIP GAME: West Virginia 79, Kentucky 70. Consolation: St. Louis 68, North Carolina 52. First Round: West Virginia 87, St. Louis 86; Kentucky 76, North Carolina 70. Attendance: 22,713.
1960	CHAMPIONSHIP GAME: St. Louis 74, Kentucky 72 (1 OT). Third Place: California 72, Illinois 54. First Round: St. Louis 54, California 53 (1 OT); Kentucky 83, Illinois 78. Attendance: 15,095.
1961	CHAMPIONSHIP GAME: Kentucky 80, Kansas State 67. Third Place: Tennessee 75, Xavier 70. First Round: Kansas State 75, Xavier 67; Kentucky 96, Tennessee 69. Attendance: 16,013.
1962	CHAMPIONSHIP GAME: Kentucky 79, West Virginia 75. Third Place: Oregon State 61, Iowa 55. First Round: West Virginia 70, Oregon State 65; Kentucky 94, Iowa 69. Attendance: 22,138.

The Kentucky Wildcats, champions of the 1980 UKIT, and their 20th UKIT championship trophy.



- 1963 CHAMPIONSHIP GAME: Kentucky 98, Wake Forest 75.  
Third Place: Princeton 90, Wisconsin 87.  
First Round: Wake Forest 96, Princeton 67;  
Kentucky 108, Wisconsin 85.  
Attendance: 22,111.
- 1964 CHAMPIONSHIP GAME: Illinois 91, Kentucky 86.  
Third Place: Dayton 71, West Virginia 67.  
First Round: Illinois 104, Dayton 86;  
Kentucky 102, West Virginia 78.  
Attendance: 22,804.
- 1965 CHAMPIONSHIP GAME: Kentucky 91, Indiana 56.  
Third Place: California 75, Air Force 70.  
First Round: Indiana 71, California 64;  
Kentucky 78, Air Force 58.  
Attendance: 21,069.
- 1966 CHAMPIONSHIP GAME: Kentucky 83, Kansas State 79.  
Third Place: Oregon State 64, Penn State 61.  
First Round: Kansas State 83, Penn State 59;  
Kentucky 96, Oregon State 66.  
Attendance: 21,318.
- 1967 CHAMPIONSHIP GAME: Kentucky 76, South Carolina 66.  
Third Place: Cincinnati 71, Dayton 70.  
First Round: South Carolina 64, Cincinnati 61;  
Kentucky 88, Dayton 85.  
Attendance: 22,371.
- 1968 CHAMPIONSHIP GAME: Kentucky 80, Army 65.  
Third Place: Michigan 95, Bradley 93.  
First Round: Army 54, Bradley 52;  
Kentucky 112, Michigan 104.  
Attendance: 23,000.
- 1969 CHAMPIONSHIP GAME: Kentucky 98, Duke 76.  
Third Place: Dayton 83, Navy 69.  
First Round: Duke 72, Dayton 67; Kentucky 73, Navy 59.  
Attendance: 23,365.
- 1970 CHAMPIONSHIP GAME: Purdue 89, Kentucky 83.  
Third Place: Kansas State 78, De Paul 68.  
First Round: Purdue 87, Kansas State 68;  
Kentucky 106, De Paul 85.  
Attendance: 23,462.
- 1971 CHAMPIONSHIP GAME: Kentucky 96, Princeton 82.  
Third Place: Missouri 82, California 70.  
First Round: Princeton 85, California 59;  
Kentucky 83, Missouri 79.  
Attendance: 22,337.
- 1972 CHAMPIONSHIP GAME: Kentucky 95, Oregon 68.  
Third Place: Colorado State 57, Nebraska 51.  
First Round: Oregon 73, Colorado State 69;  
Kentucky 85, Nebraska 60.  
Attendance: 23,100.
- 1973 CHAMPIONSHIP GAME: Kentucky 78, Stanford 77.  
Third Place: Ohio State 85, Dartmouth 80.  
First Round: Stanford 68, Ohio State 53;  
Kentucky 102, Dartmouth 77.  
Attendance: 23,116.
- 1974 CHAMPIONSHIP GAME: Kentucky 90, Oklahoma State 65.  
Third Place: Villanova 92, Washington State 83.  
First Round: Oklahoma State 88, Villanova 75;  
Kentucky 97, Washington State 75.  
Attendance: 22,489.
- 1975 CHAMPIONSHIP GAME: Kentucky 82, Oregon State 74.  
Third Place: Arizona State 85, Georgia Tech 70.  
First Round: Oregon State 87, Arizona State 83;  
Kentucky 66, Georgia Tech 64.  
Attendance: 23,000.
- 1976 CHAMPIONSHIP GAME: Utah 70, Kentucky 68.  
Third Place: West Virginia 85, Bowling Green 78.  
First Round: Utah 74, West Virginia 70;  
Kentucky 77, Bowling Green 59.  
Attendance: 37,297.
- 1977 CHAMPIONSHIP GAME: Kentucky 102, St. John's 72.  
Third Place: Portland State 82, Seattle 76.  
First Round: St. John's 77, Seattle 60;  
Kentucky 114, Portland State 88.  
Attendance: 46,944.
- 1978 CHAMPIONSHIP GAME: Illinois 71, Texas A&M 57.  
Third Place: Kentucky 94, Syracuse 87.  
First Round: Illinois 64, Syracuse 61;  
Texas A&M 73, Kentucky 69.  
Attendance: 46,544.
- 1979 CHAMPIONSHIP GAME: Kentucky 61, Purdue 60.  
Third Place: SMU 97, California 88.  
First Round: Purdue 85, SMU 60; Kentucky 78, California 52.  
Attendance: 47,536.
- 1980 CHAMPIONSHIP GAME: Kentucky 61,  
Alabama-Birmingham 53.  
Third Place: Idaho State 91, Alaska 81.  
First Round: Alabama-Birmingham 68, Idaho State 55;  
Kentucky 91, Alaska 56.  
Attendance: 47,670.

## TOURNAMENT TRAIL

### U.K. INVITATIONAL TOURNAMENT

(27 Appearances — 19 Championships)

- 1980 Won 2, Lost 0. Defeated Alaska and Alabama-Birmingham.
- 1979 Won 2, Lost 0. Defeated California and Purdue for title.
- 1978 Won 1, Lost 1. Eliminated by Texas A&M in first game.  
Defeated Syracuse for third place.  
Defeated Portland St. and St. John's for title.
- 1977 Won 2, Lost 0. Lost championship to Utah.
- 1976 Won 1, Lost 1. Defeated Georgia Tech and Oregon State for title.
- 1975 Won 2, Lost 0. Defeated Washington State and Oklahoma State for Championship.
- 1974 Won 2, Lost 0. Defeated Dartmouth and Stanford for Championship.
- 1973 Won 2, Lost 0. Defeated Nebraska and Oregon for Championship.
- 1972 Won 2, Lost 0. Defeated Missouri and Princeton for Championship.
- 1971 Won 1, Lost 1. Defeated Navy and Duke for Championship.
- 1970 Won 2, Lost 0. Defeated Michigan and Army for Championship.
- 1969 Won 2, Lost 0. Defeated Dayton and South Carolina for Championship.
- 1968 Won 2, Lost 0. Defeated Kansas State for Championship.
- 1967 Won 2, Lost 0. Defeated Air Force and Indiana for Championship.
- 1966 Won 1, Lost 1. Lost championship to Illinois.
- 1965 Won 2, Lost 0. Defeated Wisconsin and Wake Forest for title.
- 1964 Won 2, Lost 0. Defeated Iowa and West Virginia for Championship.
- 1963 Won 2, Lost 0. Defeated Tennessee and Kansas State for Championship.
- 1962 Won 1, Lost 1. Lost championship to West Virginia.
- 1961 Won 2, Lost 0. Defeated Ohio State and West Virginia for Championship.
- 1960 Won 1, Lost 0. Eliminated by West Virginia in first game.
- 1959 Won 1, Lost 1. Defeated Minnesota for third place.
- 1958 Won 2, Lost 0. Defeated Southern Methodist and Illinois for Championship.
- 1957 Won 1, Lost 1. Lost championship to Dayton.
- 1956 Won 2, Lost 0. Defeated Utah and LaSalle for Championship.
- 1955 Won 1, Lost 1. Defeated Duke and LaSalle for Championship.
- 1954 Won 2, Lost 0. (For Dates, Sites and Scores See All-Time Record Section)



The 1980 All-UKIT Team from left to right Dale Wilkinson (Idaho State), Oliver Robinson (Alabama-Birmingham), Dicky Beal (Kentucky), Charles Hurt (Kentucky), UKIT MVP Sam Bowie (Kentucky), and UK Athletics Director Cliff Hagan who presented the All-UKIT awards.



# The Wildcats



## The 1981-82 Wildcats


Kneeling from left to right, Head Coach Joe B. Hall, Dirk Minniefield, Mike Ballenger, Derrick Hord, Jim Master, Bo Lanter, and Dicky Beal. Standing from left to right, Troy McKinley, Charles Hurt, Tom Heitz, Sam Bowie, Melvin Turpin, Bret Bearup, and Chuck Verderber.



## Administration





Athletics Director Cliff Hagan





Head Coach Joe B. Hall



His 10th Season as Head Coach of the Wildcats





Chuck Verderber





Bo Lanter




Sam Bowie




Dirk Minniefield





Derrick Hord




Charles Hurt





Tom Heitz




Dicky Beal







Bret Bearup




Jim Master



Melvin Turpin



Mike Ballenger




Troy McKinley





Dean Smith



James Worthy

## NORTH CAROLINA

Game 7 — Dec. 26 in East Rutherford, N.J., Meadowlands Arena (20,000) — 2:05 p.m. EST (NBC National TV)

### Location:

Chapel Hill, N.C.  
Enrollment: 21,000  
Founded: 1789  
Chancellor: Chris Fordham  
Conference: Atlantic Coast  
Nickname: Tar Heels  
Colors: Carolina Blue and White  
Arena: Carmichael Auditorium (10,000)  
Athletics Director: John Swofford (0) 919-962-5411  
Head Coach: Dean Smith (0) 919-933-1155  
Assistants: Bill Guthridge, Eddie Fogler  
SID: Rick Brewer (0) 919-962-2123 (H) 919-929-2721

Asst. SID: Dave Lohse  
1980-81 Record: 29-8  
Series: UNC leads 12-6 since 1924  
Last Game: UNC 79, UK 72 (1977) in NCAA  
Coach Hall vs. UNC: 1-4  
Chief Losses: Al Wood (18.1), Mike Pepper (6.1)  
Top Returnees: James Worthy (14.2), Sam Perkins (14.9)  
Outstanding Newcomers: Mike Jordan (6-4, F), Buzz Peterson (6-3, G)  
Best Time to Reach Coach Smith: 1 p.m.-2 p.m.  
UK Road Headquarters: The Meadowlands Hilton, Secaucus, N.J., 201-348-6900

### Outlook

Three starters; James Worthy, Sam Perkins, and Jimmy Black, return from last season's NCAA runners-up. Coach Dean Smith must replace All-American Al Wood, but he has an outstanding group of returnees and recruits to choose from. Matt Doherty and Jim Braddock saw extensive action last season. UNC's recruiting class numbers six and is ranked one of the best in the nation. Forward Mike Jordan and guard Buzz Peterson head the list.

### The Tar Heel Schedule

Nov. 28 — KANSAS (Greensboro)  
Dec. 3 — TULSA  
Dec. 12 — SOUTH FLORIDA  
Dec. 17 — SOUTHERN CAL. (Charlotte)  
Dec. 19 — Rutgers (N. Y. City)  
Dec. 26 — Kentucky (East Rutherford, N.J.)  
Dec. 28-29 — at Cable Car Classic  
Jan. 4 — WILLIAM & MARY  
Jan. 6 — at Maryland  
Jan. 9 — VIRGINIA  
Jan. 13 — at North Carolina St.  
Jan. 16 — at Duke  
Jan. 21 — WAKE FOREST  
Jan. 23 — at Georgia Tech  
Jan. 27 — CLEMSON  
Jan. 30 — N. CAROLINA STATE  
Feb. 3 — at Virginia  
Feb. 5 — Furman (Charlotte)  
Feb. 6 — The Citadel (Charlotte)  
Feb. 11 — MARYLAND  
Feb. 14 — GEORGIA (Greensboro)  
Feb. 17 — at Wake Forest  
Feb. 20 — at Clemson  
Feb. 24 — GEORGIA TECH  
Feb. 27 — DUKE  
Mar. 5-7 — ACC Tournament (Greensboro)

## NOTRE DAME

Game 8 — Dec. 29 in Louisville, Freedom Hall (16,613) — 8:05 p.m. EST (UK National TV)

### Location:

Notre Dame, Ind. 46556  
Enrollment: 8,750  
Founded: 1842  
President: Rev. Theodore M. Hesburgh, C.S.C.  
Conference: Independent  
Nickname: Fighting Irish  
Colors: Gold and Blue  
Arena: Athletic and Convocation Center (11,345)  
Athletics Director: Gene Corrigan (0) 219-283-6107  
Head Coach: Richard "Digger" Phelps (0) 219-283-6107  
Assistants: Pete Gillen, Gary Brokaw, Jim Baron  
SID: Roger Valdiserri (0) 219-283-7516  
Asst. SID: John Heisler and Karen Croake (Heisler at home) 219-277-3523 (Croake at home) 219-277-5429


1980-81 Record: 23-6  
Series: UK leads 25-15 since 1929  
UND in Louisville: 4-18  
Last Game: UND 67, UK 61 (1980) in Louisville  
Coach Hall vs. UND: 7-2  
Chief Losses: Kelly Tripucka (18.2), Orlando Woolridge (14.4), Tracy Jackson (12.9)  
Top Returnees: John Paxson (9.9), Tim Andree (2.7)  
Outstanding Newcomers: Dan Duff (6-0, G), Ron Rowan (6-5, F)  
Best Time to Reach Coach Phelps: 11:30 a.m.-12 noon  
UK Road Headquarters: Executive Inn East, Louisville, 502-367-6161  
UND Road Headquarters: TBA

### Outlook

The 1981-82 edition of the Notre Dame Fighting Irish will sport a new look. Gone are seven lettermen, including three starters. Coach Digger Phelps must replace Kelly Tripucka, Orlando Woolridge, and Tracy Jackson. Heading the list of returnees is guard John Paxson. Also back are center Tim Andree and forwards Bill Varner and Tony Sluby. Senior Mike Mitchell, injured the last two seasons, is a starting guard candidate. Newcomers Dan Duff and Ron Rowan also figure prominently in Irish plans.




"Digger" Phelps




John Paxson

### The Irish Schedule

Nov. 28 — ST. JOSEPH'S  
Dec. 1 — at Indiana  
Dec. 5 — UCLA  
Dec. 7 — MURRAY STATE  
Dec. 12 — NORTHERN ILLINOIS  
Dec. 22 — VALPARAISO  
Dec. 29 — at Kentucky (Louisville)  
Jan. 2 — at Missouri (Kansas City)  
Jan. 4 — at LaSalle  
Jan. 6 — Virginia (Washington, D.C.)  
Jan. 12 — at San Francisco (Oakland)  
Jan. 16 — DAVIDSON  
Jan. 19 — VILLANOVA  
Jan. 23 — MARYLAND  
Jan. 25 — IDAHO  
Jan. 27 — MAINE  
Jan. 30 — Marquette  
Feb. 2 — SAN FRANCISCO  
Feb. 7 — at UCLA  
Feb. 13 — N. CAROLINA STATE  
Feb. 18 — Seton Hall (East Rutherford, N.J.)  
Feb. 20 — at South Carolina  
Feb. 23 — FORDHAM  
Feb. 27 — DEPAUL  
Mar. 2 — NORTHERN IOWA  
Mar. 6 — at Dayton  
Mar. 7 — at Michigan



Hugh Durham



Dominique Wilkins

## GEORGIA

Game 9 — Jan. 2 in Athens — 7:35 p.m. EST (SEC-TV)  
Game 18 — Jan. 30 in Lexington — 3:05 p.m. EST  
(SEC-TV, Split National)

Location:  
Athens, Ga. 30603  
Enrollment: 22,500  
Founded: 1785  
President: Dr. Fred C. Davidson  
Conference: Southeastern  
Nickname: Bulldogs  
Colors: Red and Black  
Arena: The Coliseum (11,200)  
Athletics Director:  
Vince Dooley  
(O) 404-542-1307  
Head Coach: Hugh Durham  
(Florida State '59)  
(O) 404-542-1432  
Assistants: Don Beasley,  
Eddie Biedenbach, Larry Gay  
SID: Claude Felton  
(O) 404-542-1621  
Asst. SID: Greg McGarity  
(H) 404-549-2873  
1980-81 Record: 19-12

Series: UK leads 64-9  
since 1921  
UK in Athens: 19-6  
UG in Lexington: 1-30  
Last Game: UK 71, UG 68 (2 OT)  
(1981) in Athens  
Coach Hall vs. UG: 17-1  
Chief Losses: None  
Top Returnees: Dominique  
Wilkins (23.6), Terry Fair  
(12.5), Eric Marbury (11.3)  
Outstanding Newcomers:  
Gerald Crosby (6-3, G),  
Darryl Lenard (5-7, G)  
Best Time to Reach Coach  
Durham: 9 a.m.-12 noon  
UG Road Headquarters:  
Griffin Gate Marriott,  
Lexington  
UK Road Headquarters:  
Holiday Inn, Athens,  
404-549-4433

### Outlook


With all the starters back from last season's NIT participant, there is optimism surrounding Georgia Basketball. All-America candidate Dominique Wilkins heads the list of returnees. Also back are Terry Fair, Eric Marbury, James Banks, Vern Fleming, Lamar Heard, and Wilmore Fowler. Coach Hugh Durham will also have another recruiting class on hand. The newcomers include guards Gerald Crosby, Darryl Lenard, and Jeff Putman, and center Richard Corhen.

### The Bulldog Schedule


Nov. 28 — at San Francisco  
Dec. 1 — at Florida State  
Dec. 5 — GEORGIA TECH  
Dec. 12 — CARSON-NEWMAN  
Dec. 16 — at Mississippi  
Dec. 18-19 — Cotton States  
Classic  
Dec. 28 — at Georgia Tech  
Jan. 2 — KENTUCKY  
Jan. 6 — at Florida  
Jan. 9 — VANDERBILT  
Jan. 13 — at Mississippi State  
Jan. 16 — at Louisiana State  
Jan. 20 — at Alabama  
Jan. 23 — at Auburn  
Jan. 27 — TENNESSEE  
Jan. 30 — at Kentucky  
Feb. 3 — FLORIDA  
Feb. 6 — at Vanderbilt  
Feb. 10 — MISSISSIPPI STATE  
Feb. 13 — at Louisiana State  
Feb. 14 — at North Carolina  
(Greensboro)  
Feb. 17 — ALABAMA  
Feb. 20 — AUBURN  
Feb. 24 — at Tennessee  
Feb. 27 — MISSISSIPPI  
Mar. 3-6 — SEC Tournament  
(Lexington)

## AUBURN

Game 10 — Jan. 6 in Lexington 7:30 p.m. EST (UK TV-Delayed)  
Game 19 — Feb. 3 in Auburn — 9:05 EST (SEC-TV)



Sonny Smith



Darrell Lockhart

Location:  
Auburn, Ala.  
Enrollment: 18,603  
Founded: 1856  
President: Dr. Hanley  
Funderburk  
Conference: Southeastern  
Nickname: Tigers  
Colors: Burnt Orange and  
Navy Blue  
Arena: Memorial Coliseum  
(13,000)  
Athletics Director:  
Pat Dye  
Head Coach: Sonny Smith  
(Milligan '58)  
(O) 205-826-4174  
Assistants: Tevester Anderson,  
Roger Banks, Mack  
McCarthy  
SID (for basketball):  
Mel Pulliam  
(O) 205-826-4756  
(H) 205-821-0389


1980-81 Record: 11-16  
Series: UK leads 47-8  
since 1921  
UK in Auburn: 13-7  
AU in Lexington: 0-24  
Last Game: UK 102, AU 74  
(1981) in Lexington  
Coach Hall vs. AU: 16-3  
Chief Losses: Earl Banks (11.9),  
Bobby Cattage (4.7)  
Top Returnees: Frank  
Poindexter (11.5),  
Darrell Lockhart (11.2)  
Outstanding Newcomers:  
Charles Barkley (6-6, F),  
Odell Mosteller (6-3, G)  
Best Time to Reach Coach  
Smith: 11 a.m.-1 p.m.  
AU Road Headquarters: TBA  
UK Road Headquarters:  
Holiday Inn, Auburn,  
205-745-6331

### Outlook


Four starters and eight lettermen return from last year's Auburn squad that finished 11-16 on the season. Still, the Tigers of Coach Sonny Smith will be a young team with no seniors. Heading the list of returnees are forwards Darrell Lockhart and Frank Poindexter and guards Byron Henson and Alvin Mumphord. Signees Charles Barkley and Odell Mosteller are expected to provide immediate help.

### The Tiger Schedule

Nov. 30 — MISSISSIPPI  
COLLEGE  
Dec. 2 — STETSON  
Dec. 5 — AUSTIN PEAY  
Dec. 7 — at Tennessee Tech  
Dec. 12 — at Tennessee  
Dec. 19 — at Florida State  
Dec. 21 — Cal State-Chico  
Dec. 29-30 — Iron Duke Classic  
(Durham, N.C.)  
Jan. 2 — MISSISSIPPI  
Jan. 6 — at Kentucky  
Jan. 9 — FLORIDA  
Jan. 13 — at Vanderbilt  
Jan. 16 — Mississippi State  
Jan. 20 — at LSU  
Jan. 23 — GEORGIA  
Jan. 27 — ALABAMA  
Jan. 30 — at Mississippi  
Feb. 3 — KENTUCKY  
Feb. 6 — at Florida  
Feb. 10 — VANDERBILT  
Feb. 13 — at Mississippi State  
Feb. 17 — LSU  
Feb. 20 — at Georgia  
Feb. 24 — at Alabama  
Feb. 27 — Tennessee  
Mar. 3-6 — SEC Tournament  
(Lexington)



Don DeVoe



Gary Carter

## TENNESSEE

Game 11 — Jan. 9 in Knoxville — 7:30 p.m. EST  
Game 20 — Feb. 6 in Lexington — 7:30 p.m. EST (UK TV-Delayed)

Location: Knoxville, Tenn.  
Enrollment: 29,170  
Founded: 1794  
President: Dr. Edward J. Boling  
Conference: Southeastern  
Nickname: Volunteers  
Colors: Orange and White  
Arena: Stokley Athletics Center (12,700)  
Athletics Director: Bob Woodruff (O) 615-974-1224  
Head Coach: Don DeVoe (Ohio State '64) (O) 615-974-1208  
Assistants: Bob Burton, Jack Fertig, Bob Stevens  
SID: Haywood Harris (O) 615-974-1212  
Asst. SID: Bud Ford (O) 615-974-1214 (H) 615-922-1657  
1980-81 Record: 21-8

Series: UK Leads 100-49 since 1910  
UK in Knoxville: 34-31  
UT in Lexington: 13-57  
Last Game: UT 87, UK 71 (1981) in Knoxville  
Coach Hall vs. UT: 7-12  
Chief Losses: Howard Wood (14.3)  
Top Returnees: Dale Ellis (17.7), Gary Carter (15.0), Steve Ray (6.2)  
Outstanding Newcomers: Kirk Naler (6-8, F), Jerald Hyatt (6-3, G), Kevin Woods (6-5, F)  
Best Time for Media to Reach Coach DeVoe: 10 a.m.-12 noon  
UT Road Headquarters: TBA  
UK Road Headquarters: Hyatt Regency, Knoxville, 615-637-1234

### Outlook

Coach Don DeVoe will welcome back most of last season's team that finished third in the Southeastern Conference. Gone is big Howard Wood who averaged 14.3 points and 6.9 points during his UT career. Heading the list of returnees are forwards Dale Ellis and Steve Ray, guard Gary Carter, and center Dan Federmann. Among the newcomers expected to contribute this season are forwards Kirk Naler and Kevin Woods and guard Jerald Hyatt.

### The Vol Schedule

Nov. 28 — at Purdue  
Dec. 8 — at Colorado  
Dec. 12 — AUBURN  
Dec. 14 — CLEVELAND STATE  
Dec. 18-19 — VOLUNTEER CLASSIC  
Dec. 26-30 — at Far West Classic  
Jan. 2 — ALABAMA  
Jan. 6 — at Mississippi  
Jan. 9 — KENTUCKY  
Jan. 13 — at Florida  
Jan. 16 — VANDERBILT  
Jan. 20 — at Mississippi State  
Jan. 23 — LSU  
Jan. 27 — at Georgia  
Jan. 30 — at Alabama  
Feb. 3 — MISSISSIPPI  
Feb. 6 — at Kentucky  
Feb. 10 — FLORIDA  
Feb. 13 — at Vanderbilt  
Feb. 17 — MISSISSIPPI STATE  
Feb. 20 — at LSU  
Feb. 24 — GEORGIA  
Feb. 27 — at Auburn  
Mar. 3-6 — SEC Tournament (Lexington)

## MISSISSIPPI

Game 12 — Jan. 13 in Oxford — 9:05 p.m. EST (SEC-TV)  
Game 21 — Feb. 10 in Lexington — 7:30 p.m. EST (UK TV-Delayed)

Location: University, Miss.  
Enrollment: 11,224  
Founded: 1844  
President: Porter L. Fortune, Jr.  
Conference: Southeastern  
Nickname: Rebels  
Colors: Navy Blue and Cardinal Red  
Arena: Tad Smith Coliseum (9,000)  
Athletics Director: Warner Alford (O) 601-232-7241  
Head Coach: Bob Weltlich (O) 601-232-7241  
Assistants: Mike Hanks, Eddie Oran, John Prince  
SID: Langston Rogers (O) 601-232-7241  
Asst. SID: John Tishler (H) 601-234-8187  
1980-81 Record: 16-14

Series: UK Leads 58-4 since 1925  
UK in Oxford: 14-2  
UM in Lexington: 1-29  
Last Game: UK 62, UM 55 (1981) in Oxford  
Coach Hall vs. UM: 18-2  
Chief Losses: Elston Turner (20.6), Chris Barrett (5.6)  
Top Returnees: Carlos Clark (14.0), Sean Tuohy (5.4), Roger Steig (7.4)  
Outstanding Newcomers: George Buckner (6-7, F), Eric Laird (6-5, F-G)  
Best Time for Media to Reach Coach Weltlich: 9:30-11 a.m.  
UM Road Headquarters: Hyatt Regency, Lexington  
UK Road Headquarters: Holiday Inn, Oxford, 601-234-3031

### Outlook


Four starters return from last season's Ole Miss team, a team that earned the Rebels' first ever spot in the NCAA tournament. The lone starter missing is All-SEC standout Elston Turner. The Rebel returning starters are center Roger Steig, forward Carlos Clark, and guards Cecil Dowell and Sean Tuohy. Heading the list of newcomers are high school standouts Eric Laird and George Buckner and junior college transfer Kevin Strahm.

### The Rebel Schedule

Nov. 28 — TROY STATE  
Dec. 2 — TENNESSEE TECH  
Dec. 5 — at Alabama-Birmingham  
Dec. 8 — MERCER  
Dec. 11-12 — at Cajun Classic  
Dec. 16 — GEORGIA  
Dec. 19 — MISSOURI WESTERN  
Dec. 29 — at Memphis State  
Jan. 2 — at Auburn  
Jan. 6 — TENNESSEE  
Jan. 9 — at Alabama  
Jan. 13 — KENTUCKY  
Jan. 16 — FLORIDA  
Jan. 20 — at Vanderbilt  
Jan. 23 — MISSISSIPPI STATE  
Jan. 27 — at LSU  
Jan. 30 — AUBURN  
Feb. 3 — at Tennessee  
Feb. 6 — ALABAMA  
Feb. 10 — at Kentucky  
Feb. 13 — at Florida  
Feb. 17 — VANDERBILT  
Feb. 20 — at Mississippi State  
Feb. 24 — LSU  
Feb. 27 — at Georgia  
Mar. 3-6 — SEC Tournament (Lexington)




Bob Weltlich



Carlos Clark



"Wimp" Sanderson



Eddie Phillips

## ALABAMA

Game 13 — Jan. 16 in Lexington — 7:30 p.m. EST (UK TV-Delayed)  
Game 22 — Feb. 13 in Tuscaloosa — 3:05 p.m. EST (SEC-TV, Split National)

Location: Tuscaloosa, Ala.  
Enrollment: 17,500  
Founded: 1831  
President: Dr. Joab Thomas  
Conference: Southeastern  
Nickname: Crimson Tide  
Colors: Crimson and White  
Arena: Memorial Coliseum (15,043)

Athletics Director:  
Paul W. Bryant  
(O) 205-348-6161  
Head Coach: Winfrey "Wimp" Sanderson  
(O) 205-348-6161

Assistants: Don Maestri,  
Leroy McClendon,  
Benny Dees  
SID: Jack Perry  
(O) 205-348-6084  
(H) 205-556-2311

1980-81 Record: 18-11  
Series: UK Leads 66-20 since 1923

### Outlook

Four starters and several other lettermen return for Coach Wimp Sanderson from last season's team that advanced to NIT play. The returning starters are forward Eddie Phillips, center Phillip Lockett, and guards Eddie Adams and Mike Davis. The Crimson Tide freshman class was judged one of the best in the nation. Heading the list of newcomers are native Alabamans Ennis Whatley and Bobby Lee Hurt.

UK in Tuscaloosa: 18-12  
UA in Lexington: 5-36  
Last Game: UK 77, UA 62 (1981) in Lexington  
Coach Hall vs. UA: 12-7  
Chief Losses: Ken Johnson (11.5)

Top Returnees: Eddie Phillips (17.0), Eddie Adams (12.1), Mike Davis (10.2)

Outstanding Newcomers:  
Ennis Whatley (6-3, G),  
Bobby Lee Hurt (6-9, C)

Best Time for Media to Reach  
Coach Sanderson: 10:30 a.m.-2 p.m. CST

UA Road Headquarters:  
Campbell House Inn,  
Lexington

UK Road Headquarters:  
Stafford Inn, Tuscaloosa,  
205-345-5800

### The Crimson Tide Schedule

- Nov. 27 — NEW HAMPSHIRE
- Dec. 1 — UT-MARTIN
- Dec. 5 — at Texas Tech
- Dec. 7 — at SMU
- Dec. 12 — VANDERBILT
- Dec. 19 — PENN STATE (Birmingham)
- Dec. 21 — BISCAYNE
- Dec. 28-29 — at Best Holiday Classic
- Jan. 2 — at Tennessee
- Jan. 6 — at Mississippi State
- Jan. 9 — MISSISSIPPI
- Jan. 13 — LSU
- Jan. 16 — at Kentucky
- Jan. 20 — GEORGIA
- Jan. 23 — FLORIDA
- Jan. 27 — at Auburn
- Jan. 30 — TENNESSEE
- Feb. 3 — MISSISSIPPI STATE
- Feb. 6 — at Mississippi
- Feb. 10 — at LSU
- Feb. 13 — KENTUCKY
- Feb. 17 — at Georgia
- Feb. 20 — at Florida
- Feb. 24 — AUBURN
- Feb. 27 — at Vanderbilt
- Mar. 3-6 — SEC Tournament (Lexington)

## FLORIDA

Game 14 — Jan. 20 in Gainesville — 7 p.m. EST  
Game 23 — Feb. 17 in Lexington — 7:30 p.m. EST (UK TV-Delayed)

Location: Gainesville, Fla.  
Enrollment: 31,000  
Founded: 1853  
President: Dr. Robert O. Marston  
Conference: Southeastern  
Nickname: Gators  
Colors: Orange and Blue  
Arena: O'Connell Center (12,000)

Athletics Director: Bill Carr  
(O) 904-392-0664, Ext. 249  
Head Coach: Norm Sloan (N.C. State '51)  
(O) 904-392-0664, Ext. 286

Assistants: Monte Towe,  
James Brown, Biff Nichols  
SID: Norm Carlson  
Asst. SID: Dwight Johnson  
(O) 904-392-0664, Ext. 223  
(H) 904-371-0124  
1980-81 Record: 12-16  
Series: UK Leads 45-11 since 1927

UK in Gainesville: 16-8  
UF in Lexington: 2-23  
Last Game: UK 69, UF 56 (1981) in Gainesville  
Coach Hall vs. UF: 15-2  
Chief Losses: Mark Giombetti (6.4)

Top Returnees: Ronnie Williams (19.4), Vernon Delancy (17.8), Mike Moses (9.1)

Outstanding Newcomers:  
Eugene McDowell (6-8, F),  
Rodney Williams (6-7, F),  
Rob Harden (5-10, G)  
Best Time for Media to Reach  
Coach Sloan: 9-11 a.m.

UF Road Headquarters:  
Campbell House Inn,  
Lexington


UK Road Headquarters:  
Gainesville Hilton,  
904-377-4000

### The Gator Schedule

- Nov. 28 — BISCAYNE
- Nov. 29 — MISSISSIPPI STATE
- Dec. 4-5 — at Florida Four Tournament
- Dec. 12 — FLORIDA STATE (Jacksonville)
- Dec. 22 — at Ohio State
- Dec. 29-30 — at Cabrillo Classic
- Jan. 2 — at LSU
- Jan. 6 — GEORGIA
- Jan. 9 — at Auburn
- Jan. 11 — at Florida State
- Jan. 13 — TENNESSEE
- Jan. 16 — at Mississippi
- Jan. 20 — KENTUCKY
- Jan. 23 — at Alabama
- Jan. 27 — at Vanderbilt
- Jan. 30 — LSU
- Feb. 3 — at Georgia
- Feb. 6 — AUBURN
- Feb. 10 — at Tennessee
- Feb. 13 — MISSISSIPPI
- Feb. 17 — at Kentucky
- Feb. 20 — ALABAMA
- Feb. 24 — VANDERBILT
- Feb. 27 — at Mississippi State
- Mar. 3-6 — SEC Tournament (Lexington)

### Outlook


Another excellent recruiting season and the return of most of last season's team gives rise to optimism in the Florida basketball program. Heading the list of returnees are SEC All-Freshman team members Ronnie Williams and Vernon Delancy. Also back are Mike Moses and Tim Strawbridge. The list of freshmen includes forwards Eugene McDowell, Rodney Williams, and Randall Leath, and guards Rob Harden and Anthony Rogers.



Ronnie Williams



C. M. Newton



Al Miller

## VANDERBILT

Game 15 — Jan. 23 in Lexington — 7:30 p.m. EST (UK TV-Delayed)  
Game 24 — Feb. 20 in Nashville — 8:30 p.m. EST

Location: Nashville, Tenn.  
Enrollment: 9,000  
Founded: 1873  
Chancellor: Alexander Heard  
Conference: Southeastern  
Nickname: Commodores  
Colors: Black and Gold  
Arena: Memorial Gymnasium (15,626)  
Athletics Director: Roy Kramer  
(O) 615-322-4831  
Head Coach: C. M. Newton  
(O) 615-322-4810  
Assistants: Dale Clayton, John Bostick, Alan Walter  
SID: Lew Harris  
(O) 615-322-4128  
Asst. SID: Lee Moses  
(O) 615-322-4121  
(H) 615-366-1142  
1980-81 Record: 15-14  
Series: UK Leads 86-29 since 1912

UK in Nashville: 36-15  
VU in Lexington: 12-46  
Last Game: VU 60, UK 55 (1981 SEC Tournament) in Birmingham  
Coach Hall vs. VU: 12-7  
Chief Losses: Charles Davis (13.4), Mike Rhodes (12.7)  
Top Returnees: Al Miller (14.6), Willie Jones (9.5), Ted Young (6.8)  
Outstanding Newcomers: Phil Cox (6-0, G), Jeff Gary (6-4, G), Paul Kuiper (6-11, C)  
Best Time for Media to Reach Coach Newton: 10:30 a.m.-12 noon  
VU Road Headquarters: Campbell House Inn, Lexington  
UK Road Headquarters: Hyatt Regency, Nashville, 615-259-1234

### Outlook

New Head Coach C. M. Newton will welcome three returning starters and nine returning lettermen as he begins his tenure at Vanderbilt. All-SEC freshman Al Miller and two-year starter Ted Young head the list of returnees. Willie Jones, the leading field goal shooter in the SEC last season, also returns. The top newcomer is Kentucky all-stater Phil Cox.

### The Commodore Schedule

Nov. 28 — at Duke  
Dec. 4-5 — at Fiesta Classic  
Dec. 12 — at Alabama  
Dec. 14 — NORTH ALABAMA  
Dec. 19 — INDIANA STATE  
Dec. 23 — SANFORD  
Dec. 28-29 — MUSIC CITY INVITATIONAL  
Jan. 2 — at Mississippi State  
Jan. 6 — LSU  
Jan. 9 — at Georgia  
Jan. 13 — AUBURN  
Jan. 16 — at Tennessee  
Jan. 20 — MISSISSIPPI  
Jan. 23 — at Kentucky  
Jan. 27 — FLORIDA  
Jan. 30 — MISSISSIPPI STATE  
Feb. 3 — at LSU  
Feb. 6 — GEORGIA  
Feb. 10 — at Auburn  
Feb. 13 — TENNESSEE  
Feb. 17 — at Mississippi  
Feb. 20 — KENTUCKY  
Feb. 24 — at Florida  
Feb. 27 — ALABAMA  
Mar. 3-6 — SEC Tournament (Lexington)

## LOUISIANA STATE

Game 16 — Jan. 25 in Lexington — 9:05 p.m. EST (SEC-TV)  
Game 26 — Feb. 27 in Baton Rouge — 3:05 p.m. EST (SEC-TV)

Location: Baton Rouge, La.  
Enrollment: 27,236  
Founded: 1960  
Chancellor: Dr. James H. Wharton  
Conference: Southeastern  
Nickname: Tigers  
Colors: Purple and Gold  
Arena: Assembly Center (14,327)  
Athletics Director: Paul Dietzel  
(O) 504-388-2187  
Head Coach: Dale Brown  
(Minot State '57)  
(O) 504-388-8217  
Assistants: Ron Abernathy, Rick Huckaby, Jordy Hultberg  
SID: Paul Manasseh  
Asst. SID: Larry White  
(O) 504-388-8226  
(H) 504-344-4378

1980-81 Record: 31-5  
Series: UK Leads 48-9 since 1933  
UK in Baton Rouge: 17-6  
LSU in Lexington: 2-21  
Last Game: UK 73, LSU 71 (1981) in Lexington  
Coach Hall vs. LSU: 13-7  
Chief Losses: Durand Macklin (15.9), Ethan Martin (11.5), Greg Cook (9.2)  
Top Returnees: Howard Carter (16.0), Leonard Mitchell (10.8)  
Outstanding Newcomers: Steffond Johnson (6-8, F), Derrick Taylor (6-0, G)  
Best Time for Media to Reach Coach Brown: Mornings  
LSU Road Headquarters: TBA  
UK Road Headquarters: Hilton, Baton Rouge, 504-924-5000

### Outlook


Gone are three starters from last season's LSU team that won more games than anyone in the nation, but Coach Dale Brown returns several outstanding players. The top returnees are starters Howard Carter and Leonard Mitchell. Also back are guard Johnny Jones and center Tyrone Black. The newcomers include forward Steffond Johnson and guard Derrick Taylor.

### The Tiger Schedule

Nov. 28 — at Nevada-Las Vegas  
Dec. 7 — at Texas A&M  
Dec. 9 — ST. PETERS  
Dec. 21 — TEXAS-EL PASO  
Dec. 23 — UCLA (New Orleans)  
Dec. 28-29 — Sugar Bowl Tournament (New Orleans)  
Jan. 2 — FLORIDA  
Jan. 6 — at Vanderbilt  
Jan. 9 — MISSISSIPPI STATE  
Jan. 13 — at Alabama  
Jan. 16 — at Georgia  
Jan. 20 — AUBURN  
Jan. 23 — at Tennessee  
Jan. 25 — at Kentucky  
Jan. 27 — MISSISSIPPI  
Jan. 30 — at Florida  
Feb. 3 — VANDERBILT  
Feb. 6 — at Mississippi State  
Feb. 10 — ALABAMA  
Feb. 13 — GEORGIA  
Feb. 17 — at Auburn  
Feb. 20 — TENNESSEE  
Feb. 21 — WICHITA STATE  
Feb. 24 — at Mississippi  
Feb. 27 — KENTUCKY  
Mar. 3-6 — SEC Tournament (Lexington)




Dale Brown



Howard Carter



Bob Boyd



Jeff Malone

## MISSISSIPPI STATE

Game 17 — Jan. 27 in Starkville — 8:30 p.m. EST  
Game 25 — Feb. 24 in Lexington — 7:30 p.m. EST (UK TV-Delayed)

Location: Starkville, Miss.  
Enrollment: 12,300  
Founded: 1878  
President: Dr. James D. McComas  
Conference: Southeastern  
Nickname: Bulldogs  
Colors: Maroon and White  
Arena: Humphrey Coliseum (10,000)

Athletics Director: Carl Maddox  
(O) 601-325-2808  
Head Coach: Bob Boyd  
(Southern Cal. '52)  
(O) 601-325-3800  
Assistants: David Farrar, Terry Truax  
SID: Bo Carter  
(O) 601-325-3230  
(H) 601-323-3555


1980-81 Record: 8-19  
Series: UK Leads 53-9 since 1921  
UK in Starkville: 19-5  
MSU in Lexington: 3-27  
Last Game: UK 78, MSU 74 (1981) in Starkville  
Coach Hall vs. MSU: 16-2  
Chief Losses: Ron White (8.4), Donnell Allen (8.1)  
Top Returnees: Jeff Malone (20.1), Terry Lewis (9.3)  
Outstanding Newcomers: Jeff Norwood (6-0, G)  
Best Time for Media to Reach Coach Boyd: After 9:30 a.m.  
MSU Road Headquarters: Hyatt Regency, Lexington  
UK Road Headquarters: Holiday Inn, Starkville, 601-323-6161

### Outlook

New Head Coach Bob Boyd inherits a young Mississippi State team that has only one senior. MSU's top returnees include Jeff Malone, Terry Lewis, Kalpatrick Wells, Butch Pierre and Tim Peyton. The lone Bulldog signee was point guard Jeff Norwood.

### The Rebel Schedule

- Nov. 27 — AUBURN-MONTGOMERY
- Nov. 29 — at Florida
- Dec. 1 — BIRMINGHAM SOUTHERN
- Dec. 5 — TENNESSEE-CHATTANOOGA
- Dec. 7 — MEMPHIS STATE
- Dec. 12 — TENNESSEE-MARTIN
- Dec. 18-19 — at Bluebonnet Bowl Classic
- Dec. 22 — at Virginia Tech
- Jan. 2 — VANDERBILT
- Jan. 6 — ALABAMA
- Jan. 9 — at LSU
- Jan. 13 — GEORGIA
- Jan. 16 — at Auburn
- Jan. 20 — TENNESSEE
- Jan. 23 — at Mississippi
- Jan. 27 — KENTUCKY
- Jan. 30 — at Vanderbilt
- Feb. 3 — at Alabama
- Feb. 6 — LSU
- Feb. 10 — at Georgia
- Feb. 13 — AUBURN
- Feb. 17 — at Tennessee
- Feb. 20 — MISSISSIPPI
- Feb. 24 — at Kentucky
- Feb. 27 — FLORIDA
- Mar. 3-6 — SEC Tournament (Lexington)



## Wildcats on Television

### NBC National Television

- Dec. 26 (2:05) — Kentucky vs. North Carolina in East Rutherford, N.J.
- Jan. 30 (3:05 EST) — Kentucky vs. Georgia in Lexington
- Feb. 13 (3:05 EST) — Kentucky vs. Alabama in Tuscaloosa

### CBS National Television

- Dec. 5 (2:35 EST) — Kentucky vs. Ohio State in Columbus


### Southeastern Conference Television

- Jan. 2 (7:35 EST) — Kentucky vs. Georgia in Athens
- Jan. 13 (9:05 EST) — Kentucky vs. Mississippi in Oxford
- Jan. 25 (9:05 EST) — Kentucky vs. LSU in Lexington
- Jan. 30 (3:05 EST) — Kentucky vs. Georgia in Lexington
- Feb. 3 (9:15 EST) — Kentucky vs. Auburn in Auburn
- Feb. 13 (3:05 EST) — Kentucky vs. Alabama in Tuscaloosa
- Feb. 27 (3:05 EST) — Kentucky vs. LSU in Baton Rouge

### University of Kentucky Television

- Nov. 23 (Delayed) — Kentucky vs. Yugoslavian National Team in Lexington
- Nov. 28 (Delayed) — Kentucky vs. Akron
- Dec. 8 (8:05 EST) — Kentucky vs. Indiana in Lexington
- Dec. 18 (9:05 EST) — Kentucky vs. Jacksonville in Lexington
- Dec. 19 (TBA) — Kentucky in the UKIT
- Dec. 29 (8:05 EST) — Kentucky vs. Auburn in Lexington
- Jan. 6 (Delayed) — Kentucky vs. Auburn in Lexington
- Jan. 16 (Delayed) — Kentucky vs. Alabama in Lexington
- Jan. 23 (Delayed) — Kentucky vs. Vanderbilt in Lexington
- Feb. 6 (Delayed) — Kentucky vs. Tennessee in Lexington
- Feb. 10 (Delayed) — Kentucky vs. Mississippi in Lexington
- Feb. 17 (Delayed) — Kentucky vs. Florida in Lexington
- Feb. 24 (Delayed) — Kentucky vs. Mississippi State in Lexington

# Records



# 1980-81 UNIVERSITY OF KENTUCKY FINAL BASKETBALL STATISTICS (28 Games)

Player	Record: 22-6		Home: 15-0		Away: 7-3		Neutral: 0-3		SEC: 15-3		
	G-GS	Minutes	Field Goals	Free Throws	Rebounds	PF-D	A	T0	S	Points	
Sam BOWIE	28-28	895-32.0	185-356-52.0	118-164-72.0	254-9.1	80-2	39	51	16	488-17.4	
Dirk MINNIEFIELD	(C) 18-18	602-33.4	125-227-55.1	81-111-73.0	165-9.2	48-1	25	33	14	331-18.4	
Derrick HORD	(C) 28-28	890-31.8	118-213-55.4	55- 63-87.3	79-2.8	79-4	151	71	35	291-10.4	
Fred COWAN	(C) 18-18	617-34.3	81-138-58.7	39- 44-88.6	50-2.8	48-2	106	51	21	201-11.2	
Chuck VERDERBER	(C) 28-21	710-25.4	97-239-40.6	54- 72-75.0	91-3.2	56-0	48	49	9	248- 8.9	
Charles HURT	(C) 18-12	461-25.6	57-145-39.3	36- 48-75.0	61-3.4	32-0	32	29	5	150- 8.3	
Jim MASTER	(C) 26-17	514-19.8	76-182-41.8	61- 84-72.6	100-3.8	65-3	20	32	9	213- 8.2	
Melvin TURPIN	(C) 18-12	364-20.2	50-113-44.2	50- 67-74.6	69-3.8	50-2	16	25	7	150- 8.3	
Bret BEARUP	(C) 19-14	414-21.8	54- 96-56.2	35- 49-71.4	80-4.2	47-2	24	22	9	143- 7.5	
Dicky BEAL	(C) 10- 5	174-17.4	24- 43-55.8	24- 33-72.7	38-3.8	21-1	8	10	1	72- 7.2	
Bo LANTER	(C) 28-23	683-24.4	79-138-57.2	33- 57-57.9	127-4.5	92-6	30	31	13	191- 6.8	
Chris GETTELFINGER	(C) 18-17	450-25.0	50- 87-57.5	21- 34-61.8	76-4.2	58-4	21	25	3	121- 6.7	
TEAM	27- 3	512-19.0	64-142-45.1	48- 56-85.7	26-1.0	43-0	25	29	9	176- 6.5	
KENTUCKY	(C) 17- 3	332-19.5	40- 82-48.8	32- 38-84.2	20-1.2	29-0	17	17	5	112- 6.6	
OPPONENTS	28- 0	380-13.6	50- 95-52.6	31- 44-70.5	106-3.8	62-2	1	21	8	131- 4.7	
TEAM	(C) 18- 0	249-13.8	34- 62-54.8	23- 33-69.7	72-4.0	40-2	1	15	4	91- 5.1	
OPPONENTS	(C) 26- 0	258- 9.9	28- 74-37.8	15- 24-62.5	43-1.7	35-1	8	10	5	71- 2.7	
TEAM	(C) 16- 0	171-10.7	14- 37-37.8	10- 15-66.7	27-1.7	23-0	6	9	3	38- 2.4	
OPPONENTS	(C) 27- 6	344-12.7	23- 52-44.2	24- 42-57.1	19-0.7	44-2	50	31	26	70- 2.6	
TEAM	(C) 17- 5	195-11.4	13- 25-52.0	19- 32-59.4	12-0.7	21-1	29	16	11	45- 2.6	
OPPONENTS	(C) 11- 0	32- 2.9	5- 12-41.7	0-  2-00.0	6-0.5	9-0	5	4	3	10- 0.9	
TEAM	(C)  7- 0	26- 3.7	4-  7-57.1	0-  2-00.0	4-0.6	7-0	4	4	2	8- 1.1	
OPPONENTS	(C)  7- 0	18- 2.6	2-  3-66.7	4-  7-57.1	3-0.4	4-0	1	5	1	8- 1.1	
TEAM	(C)  4- 0	9- 2.2	1-  2-50.0	2-  4-50.0	3-0.8	3-0	0	2	1	4- 1.0	
TEAM	60										
KENTUCKY	28		781-1602-48.8	478-664-72.0	995-35.5	616-22	402	356	143	2040-72.9	
OPPONENTS	(C) 18		493- 970-50.8	337-461-73.1	632-35.1	381-13	265	236	78	1323-73.5	
TEAM	28		651-1494-43.6	458-640-71.6	899-32.1	616-20	333	401	154	1760-62.9	
OPPONENTS	(C) 18		433-1000-43.3	275-392-70.2	583-32.4	412-17	238	234	97	1141-63.4	

Deadball Rebounds: UK-69, Opp-69

BLOCKED SHOTS: Bowie 80, Turpin 23, Cowan 8, Minniefield 4, Bearup 3, Hurt 3, Verderber 1, UK-122, Opp-48

HIGH SCORING GAMES: Bowie, 29-Kansas and Florida (H); Cowan, 22-Georgia (H); Hord, 24-Maine; Minniefield, 20-Miss. State (A); Master, 16-Vanderbilt (A) and Georgia (A); Hurt, 18-Auburn (H); Verderber, 16-Florida (A) and Alabama-Birmingham (NCAA); Turpin, 17-Florida (H); Beal, 9-Mississippi (H); Bearup, 12-Alaska; Gettelfinger, 4-Maine; Lanter, 4-Mississippi (H).



## RESULTS

Game	UK-Opp.	Attend	High Scorer	High Rebounder
East Tennessee (H)	62-57	23,498	Bowie 15	Bowie, Turpin 8
Ohio State (H)	70-64	23,809	Bowie 19	Bowie 11
Indiana (A)	68-66	17,524	Bowie, Cowan 14	Cowan, Turpin 5
Kansas (H)	87-73	23,875	Bowie 29	Bowie 16
Alaska (H, UKIT)	91-56	23,835	Hurt 16	Hurt 10
Alabama-Birmingham (H, UKIT)	61-53	23,835	Bowie 25	Bowie 12
Notre Dame (N, Louisville)	61-67	16,834	Bowie 18	Bowie 11
Maine (H)	100-54	23,512	Hord 24	Bowie 14
Georgia (H, SEC)	76-62	23,531	Cowan 22	Bowie 9
Auburn (A, SEC)	79-66	12,380	Cowan 17	Bowie, Hord 7
Tennessee (H, SEC)	48-47	23,805	Hord 16	3 with 5
Mississippi (H, SEC)	64-55	23,525	Bowie 18	Bowie 8
Alabama (A, SEC)	55-59	15,043	Cowan 14	Bowie 9
LSU (A, SEC)	67-81	15,192	Bowie 22	Bowie 9
Florida (H, SEC)	102-48	23,515	Bowie 29	Turpin 11
Vanderbilt (A, SEC)	78-64	15,626	Minniefield 18	Turpin 11
Mississippi State (H, SEC)	71-64	23,521	Bowie 27	Bowie 12
Georgia (A, SEC) 2 OT	71-68	9,300	Bowie 18	Bowie 9
Auburn (H, SEC)	102-74	23,525	Bowie 23	Bowie 10
Tennessee (A, SEC)	71-87	12,700	Bowie 26	Bowie 14
Mississippi (A, SEC)	62-55	9,321	Bowie 25	Bowie 8
Alabama (H, SEC)	77-62	23,587	Bowie 21	Bowie 14
Florida (A, SEC)	69-56	10,210	Verderber 16	Hord 7
Vanderbilt (H, SEC)	80-48	23,612	Bowie 19	Bowie 15
Mississippi State (A, SEC)	78-74	5,038	Minniefield 20	Bowie 8
LSU (H, SEC)	73-71	24,011	4 with 11	Bowie 9
Vanderbilt (N, SEC-T)	55-60	10,659	Hurt, Bowie 12	Hurt 8
Alabama-Birmingham (NCAA)*	62-69	12,229	Verderber 16	Verderber 9

\*Tuscaloosa, Ala.  
 ATTENDANCE — Overall: 517,052 - 18,466; Home: 354,996 - 23,666; Away: 122,334 - 12,233  
 Neutral: 39,722 - 13,241

## 1980-81 KENTUCKY BASKETBALL SUPERLATIVES

	Kentucky	Opponents
Points	102-Florida (A) and Auburn (A)	87-Tennessee (A)
Field Goals Made	41-Maine (H) and Florida (H)	30-Tenn. (A) and Auburn (A)
Field Goals Att.	72-Alaska (H)	69-Alabama (H)
Field Goals %	69.2-Miss. State (A)	59.4-Vanderbilt (SEC-T)
Free Throws Made	36-Auburn (H)	32-Auburn (H)
Free Throws Att.	49-Auburn (H)	45-Auburn (H)
Free Throws %	84.0-Auburn (A)	89.3-Notre Dame (N)
Rebounds	50-Auburn (H)	48-East Tennessee (H)
Fouls	35-Auburn (H)	34-Auburn (H)
Assists	24-Alaska (H)	21-Mississippi (A)
Turnovers	18-Ohio State (H) and Ga. (A)	29-Alaska (H)
Blocked Shots	14-Vanderbilt (H)	5-East Tennessee (H)



### INDIVIDUAL

Points	29-Bowie vs. Kan. (H), Fla. (H)	32-Wilkins (Georgia, A)
Field Goals Made	12-Bowie vs. Fla. (H), Miss. St. (H)	13-Wilkins (Georgia, A)
Field Goals Att.	21-Bowie vs. Miss. State (H)	24-Robinson (Ala.-Birm., H)
Free Throws Made	11-Bowie vs. Kansas (H)	14-Tripucka (Notre Dame, N)
Free Throws Att.	16-Bowie vs. Mississippi (H)	15-Tripucka (Notre Dame, N)
Rebounds	16-Bowie vs. Kansas (H)	17-Underwood (East Tenn., H)
Assists	11-Minniefield vs. Maine (H)	11-Tuohy (Mississippi, A)
Blocked Shots	9-Bowie vs. Vanderbilt (H)	4-Wilkins (Georgia, A)



1980-81 TEAM GAME-BY-GAME STATISTICS

	Field Goals	Free Throws	Rebounds	PF	A	TO	BS	S	Points
Kentucky (H)	26-68 - 38.2	10-20 - 50.0	38	20	12	12	7	5	62
East Tennessee	22-58 - 37.9	13-21 - 61.9	48	24	10	21	5	4	57
Kentucky (H)	30-71 - 42.3	10-13 - 76.9	42	31	17	18	0	7	70
Ohio State	19-49 - 38.8	26-33 - 78.8	31	22	11	21	2	13	64
Kentucky (A)	27-61 - 44.3	14-19 - 73.7	37	21	15	10	1	3	68
Indiana	26-49 - 53.1	14-19 - 73.7	28	20	12	9	1	4	66
Kentucky (H)	34-69 - 49.3	19-27 - 70.4	41	22	11	16	3	6	87
Kansas	27-60 - 45.0	19-22 - 86.4	33	23	12	18	0	5	73
Kentucky (H)	34-72 - 47.2	23-30 - 76.7	41	23	24	15	2	16	91
Alaska	21-52 - 40.4	14-22 - 63.6	33	21	13	29	2	5	56
Kentucky (H)	22-52 - 42.3	17-22 - 77.3	32	20	13	11	2	4	61
Alabama-Birmingham	22-58 - 37.9	9-16 - 56.3	38	23	8	14	4	10	53
Kentucky (N)	28-55 - 50.9	5- 7 - 71.4	23	23	13	9	4	4	61
Notre Dame	21-41 - 51.2	25-28 - 89.3	22	10	10	9	0	4	67
Kentucky (H)	41-69 - 59.4	18-26 - 69.2	46	21	18	9	2	7	100
Maine	22-49 - 44.9	10-19 - 52.6	19	22	12	18	0	5	54
Kentucky (H)	27-53 - 50.9	22-28 - 78.6	30	18	12	11	7	5	76
Georgia	25-51 - 49.0	12-15 - 80.0	25	19	13	13	4	4	62
Kentucky (A)	29-56 - 51.8	21-25 - 84.0	34	16	14	13	2	4	79
Auburn	30-65 - 46.2	6-11 - 54.5	36	23	14	13	2	4	68
Kentucky (H)	20-36 - 55.6	8-12 - 66.7	26	14	9	17	1	0	48
Tennessee	18-44 - 40.9	11-17 - 64.7	20	19	11	10	0	8	47
Kentucky (H)	21-34 - 61.8	22-35 - 62.9	20	20	12	14	3	8	64
Mississippi	20-34 - 58.8	15-18 - 83.3	21	32	15	20	1	4	55
Kentucky (A)	20-50 - 40.0	15-22 - 68.2	39	22	8	17	9	4	55
Alabama	24-54 - 44.4	11-19 - 57.9	35	19	10	9	2	10	59
Kentucky (A)	30-70 - 42.9	7-13 - 53.8	38	23	14	11	1	0	67
Louisiana State	29-53 - 54.7	23-28 - 82.1	37	19	19	11	1	5	81
Kentucky (H)	41-69 - 59.4	20-25 - 80.0	42	21	23	10	10	10	102
Florida	19-62 - 30.6	10-15 - 66.7	31	22	7	21	2	3	48
Kentucky (A)	26-50 - 52.0	26-31 - 83.9	37	18	11	13	7	2	78
Vanderbilt	23-66 - 34.8	18-24 - 75.0	39	25	9	12	0	6	64
Kentucky (H)	27-57 - 47.4	17-21 - 81.0	35	22	18	11	4	0	71
Mississippi State	27-60 - 45.0	10-18 - 55.6	33	20	12	9	2	7	64
Kentucky (A)	28-51 - 54.9	15-20 - 75.0	34	21	9	18	4	4	71
Georgia	26-54 - 48.1	16-24 - 66.7	27	18	12	10	3	10	68
Kentucky (H)	33-71 - 46.5	36-49 - 73.5	50	35	18	14	3	9	102
Auburn	21-53 - 39.6	32-45 - 71.1	39	34	11	25	2	5	74
Kentucky (A)	27-61 - 44.3	17-23 - 73.9	32	25	14	14	4	5	71
Tennessee	30-62 - 48.4	27-32 - 84.4	41	19	17	10	1	7	87
Kentucky (A)	22-39 - 56.4	18-27 - 66.7	20	19	15	12	3	6	62
Mississippi	23-39 - 58.9	9-16 - 56.2	27	28	21	16	1	3	55
Kentucky (H)	30-64 - 46.9	17-25 - 68.0	48	23	16	17	3	4	77
Alabama	21-69 - 30.4	20-28 - 71.4	43	22	11	14	2	5	62
Kentucky (A)	28-49 - 57.1	13-18 - 72.2	30	12	15	8	3	3	69
Florida	26-57 - 45.6	4- 6 - 66.7	26	17	18	9	4	2	52
Kentucky (H)	28-65 - 43.1	24-34 - 70.6	49	28	16	9	14	8	80
Vanderbilt	14-53 - 26.4	20-34 - 58.8	46	30	7	18	1	4	48
Kentucky (A)	27-39 - 69.2	24-34 - 70.6	32	23	20	15	2	7	74
Mississippi State	29-64 - 45.2	16-23 - 69.6	30	25	16	5	0	9	74
Kentucky (H)	29-56 - 51.8	15-19 - 78.9	34	21	21	12	8	3	73
Louisiana State	28-60 - 46.7	15-19 - 78.9	27	21	15	9	1	3	71
Kentucky (SEC-T)	23-58 - 39.7	9-16 - 56.3	29	25	5	9	4	6	55
Vanderbilt	19-32 - 59.4	22-28 - 78.6	28	19	7	19	2	2	60
Kentucky (NCAA-T)	23-57 - 40.4	16-21 - 76.2	34	29	9	10	4	6	62
Alabama-Birmingham	19-46 - 41.3	31-40 - 77.5	37	20	4	9	3	5	69

Kentucky's 1980-81 starting combinations and records:

- Cowan (F), Hurt (F), Bowie (C), Minniefield (G), Hord (G) — 9 wins (Maine, Georgia H, Auburn A, Tennessee H, Ole Miss H, Florida H, Vanderbilt A, Mississippi State H, LSU H), 2 losses (Alabama A, LSU H)  
 Hurt (F), Verderber (F), Bowie (C), Minniefield (G), Beal (G) — 5 wins (Ole Miss A, Alabama H, Florida A, Vanderbilt H, Mississippi State A), 1 loss (Alabama-Birmingham NCAA)  
 Cowan (F), Verderber (F), Bowie (C), Minniefield (G), Hord (G) — 4 wins (East Tennessee, Ohio State, Indiana, Kansas), 0 losses  
 Verderber (F), Hurt (F), Bowie (C), Minniefield (G), Hord (G) — 2 wins (Alaska, Alabama-Birmingham UKIT), 2 losses (Notre Dame, Vanderbilt SEC-T)  
 Cowan (F), Hurt (F), Bowie (C), Minniefield (G), Master (G) — 1 win (Auburn H), 0 losses  
 Hurt (F), Hord (F), Bowie (C), Minniefield (G), Master (G) — 1 win (Georgia A), 0 losses  
 Cowan (F), Hord (F), Bowie (C), Minniefield (G), Master (G) — 0 wins, 1 loss (Tennessee A)

Among the records established by the 1980-81 Wildcats was the Kentucky single game field goal percentage mark. UK hit 69.2 percent at Mississippi State on Feb. 25 in a 78-74 victory.



Center Sam Bowie, whose 80 blocked shots in 1980-81 was 32 more than Kentucky's opponents managed, scored in double figures in 24 of the Wildcats' 28 games. He led UK in scoring 15 times and tied for the lead three times. He led the team in rebounding 18 times and tied for the lead three times.



For those persons not privileged to see Dirk Minniefield perform game in game out, his talents are many times overlooked. After a slow start in the season's first three games (13 points and a 29 percent field goal mark), Minniefield assumed the position of the team's court leader on both offense and defense and played almost flawless basketball. His 55.4 percent field goal mark ranked third on the squad. He was second on the team in scoring, averaging 10.4 ppg. He led UK in free throw percentage at 87.3. He averaged 5.4 assists per game. And most impressively, he averaged fewer than three turnovers per game as the offensive leader of the team.

	East Tennessee (H)	Ohio State (H)	Indiana (A)	Kansas (H)	Alaska (H-UKIT)	Ala-Birm. (H-UKIT)	Notre Dame (H-Lou.)	Maine (H)	Georgia (H)	Auburn (A)	Tennessee (H)	Mississippi (H)	Alabama (A)	LSU (A)	Florida (H)	Vanderbilt (A)	Miss. State (H)	Georgia (A)	Auburn (H)	Tennessee (A)	Mississippi (A)	Alabama (H)	Florida (A)	Vanderbilt (H)	Miss. State (A)	LSU (H)	Vanderbilt (SEC-T)	Ala-Birm. (NCAA)			
<b>1980-81 Game-by-Game Scoring</b>	Bowie	15	19	14	29	10	25	18	7	13	15	12	26	8	22	29	17	27	18	23	26	24	25	21	9	19	18	11	12	8	
Minniefield	4	4	5	14	15	2	14	10	10	6	13	8	10	8	17	18	12	9	4	14	10	4	6	11	7	5	9	5	14	0	
Hord	10	14	6	10	10	7	13	24	6	8	16	14	10	8	8	3	12	2	11	10	0	4	6	4	11	7	10	0	0	0	
Cowan	12	4	14	19	-	12	0	22	17	2	2	7	14	7	7	4	6	11	15	0	2	4	4	4	4	4	11	8	16	11	
Verderber	6	5	8	5	2	9	12	-	-	-	-	-	-	-	-	-	-	4	5	2	8	6	8	16	8	8	4	11	8	16	
Hurt	4	4	4	4	16	7	2	6	15	6	2	2	2	1	14	6	6	4	10	18	2	0	4	4	0	16	8	12	11	1	
Master	2	10	10	2	7	2	2	15	12	6	0	2	12	6	0	2	16	6	16	2	0	6	10	11	0	8	2	10	4	4	
Turpin	0	6	5	2	13	2	0	10	10	11	8	6	0	0	17	10	0	0	12	4	2	4	2	4	0	11	0	2	2	0	
Bearup	4	2	0	0	12	5	0	10	2	1	0	0	0	2	10	5	0	0	7	0	0	2	0	9	0	0	0	0	0	0	
Beal	5	2	2	0	7	2	0	0	0	2	0	9	0	0	6	0	0	0	4	7	8	2	4	3	0	0	0	0	5	0	
Lanter	-	-	-	0	0	0	0	2	-	-	-	-	-	-	-	-	-	-	2	0	0	0	0	0	0	-	-	-	-	0	
Gettelfinger	0	-	-	0	-	-	-	4	-	-	-	-	-	-	-	-	-	-	2	-	-	-	0	2	-	-	-	-	-	-	
<b>1980-81 Game-by-Game Rebounding</b>	Bowie	8	11	4	16	3	12	11	14	9	7	4	8	9	9	7	12	9	10	10	14	8	14	4	15	8	9	6	4	5	
Minniefield	2	2	1	5	6	1	2	3	1	3	3	0	8	6	3	4	1	4	0	0	1	3	3	6	2	3	6	2	5	2	4
Hord	0	5	2	7	5	5	3	2	2	7	5	2	2	2	5	5	1	0	3	2	3	3	5	7	6	0	3	5	1	0	0
Cowan	4	5	5	7	-	-	1	6	8	5	5	-	6	5	3	2	4	4	5	2	3	0	2	4	6	6	3	3	5	1	0
Verderber	5	8	4	5	3	3	2	-	-	-	5	2	1	5	2	3	3	1	4	4	1	6	6	8	2	3	3	3	9	9	
Hurt	4	5	4	2	10	2	4	6	6	4	4	5	4	4	5	4	3	6	9	0	3	8	0	1	4	7	8	6	1	5	
Master	2	2	0	0	0	1	0	0	1	1	1	0	1	1	1	3	0	1	2	1	0	2	2	0	1	0	1	0	8	4	
Turpin	8	1	5	1	4	2	0	7	1	4	3	2	5	1	11	12	7	0	6	2	3	4	4	4	0	3	0	1	5	0	
Bearup	1	1	0	1	4	2	0	6	0	1	0	2	2	3	1	3	1	0	7	0	-	1	0	5	0	0	1	0	2	0	
Beal	1	0	1	0	2	1	0	0	0	1	0	1	0	1	1	0	0	0	0	2	0	2	3	1	1	1	1	0	2	0	
Lanter	-	-	-	0	1	-	0	1	-	-	-	-	0	0	1	-	-	-	2	0	-	-	0	1	-	-	-	-	-	0	0
Gettelfinger	0	-	-	0	-	-	-	0	-	-	-	-	1	-	-	-	-	-	1	-	-	-	0	1	-	-	-	-	-	-	0

## KENTUCKY COACHES THROUGH THE YEARS

Years at UK	Name	Tenure	Won	Lost	Pct.	Best Season
1903-09	W. W. H. Mustaine and Others†	7	21	35	.375	
1910	E. R. Sweetland & R. E. Spahr	1	4	8	.333	
1911	H. J. Iddings	1	5	6	.454	5-6 in 1911
1912	E. R. Sweetland	1	9	0	1.000	9-0 in 1912
1913	J. J. Tigert	1	5	3	.625	5-3 in 1913
1914-15	Alpha Brumage	2	18	7	.720	11-2 in 1914
1916	James Park	1	8	6	.571	8-6 in 1916
1917	W. P. Tuttle	1	4	6	.400	4-6 in 1917
1918	S. A. Boles	1	9	2-1*	.791	9-2-1 in 1918
1919	Andrew Gill	1	6	8	.428	6-8 in 1919
1920-24	George Buchheit	5	44	27	.619	13-1 in 1921
1925	C. O. Applegran	1	13	8	.619	13-8 in 1925
1926	Ray Eklund	1	15	3	.833	15-3 in 1926
1927	Basil Hayden	1	3	13	.187	3-13 in 1927
1928-30	John Mauer	3	40	14	.740	16-3 in 1930
1931-72	Adolph Rupp	42†	880	190	.822	25-0 in 1954
1973	Joe B. Hall	9	205	66	.756	30-2 in 1978

18 Coaches in 78 Seasons — Record 1701 Games:  
Won 1289, Lost 402, Tied 1 - 75.8%

\*Unique tie game resulted from scorer's error discovered after game.

†No schedule played in 1953 — Rupp's record for 41 seasons.

+Basketball at UK reportedly started when W. W. H. Mustaine called together some students, took up a collection totaling \$3 for a ball and told them to start playing. There was no official coach from 1903 until 1910. Managers ran the team.



## TOP REGULAR SEASON SCORERS

Player—Pos.	Year	Games	FG	FT	TP	Avg.
Dan Issel (C)	1970 (Sr.)	26	339	198	876	33.7
Dan Issel (C)	1969 (Jr.)	26	269	159	697	26.8
Cotton Nash (C-F)	1964 (Sr.)	25	233	149	615	24.6
Kevin Grevey (F)	1975 (Sr.)	26	265	99	629	24.2
Cliff Hagan (C)	1954 (Sr.)	25	234	132	600	24.0
Cotton Nash (C-F)	1962 (Soph.)	24	205	161	571	23.8
Jim Andrews (C)	1972 (Jr.)	26	224	120	568	21.9
Kevin Grevey (F)	1974 (Jr.)	25	232	83	547	21.9
Pat Riley (F)	1966 (Jr.)	25	225	91	541	21.6
Louie Dampier (G)	1966 (Jr.)	25	211	99	521	20.8
Cliff Hagan (C)	1952 (Jr.)	26	206	128	540	20.8
Jack Givens (F)	1976 (Soph.)	26	216	105	537	20.7
Louie Dampier (G)	1967 (Sr.)	26	219	99	537	20.6
Cotton Nash (C-F)	1963 (Jr.)	25	176	162	514	20.6
Mike Casey (G)	1968 (Soph.)	25	215	76	506	20.2



## TOP ALL-TIME KENTUCKY SCORERS VARSITY CAREER

(The 1,000 Point Club)

Player—Pos.	Years	Points	Games	Average
1. Dan Issel (C)	3 (1968-70)	2,138	83	25.7
2. Jack Givens (F)	4 (1975-78)	2,038	123	16.6
3. Kevin Grevey (F)	3 (1973-75)	1,801	84	21.4
4. Cotton Nash (C-F)	3 (1962-64)	1,770	78†	22.69
5. Alex Groza (C)	4 (1945, 47-49)	1,744	120	14.4
6. Louie Dampier (G)	3 (1965-67)	1,575	80	19.7
7. Mike Casey (G)	3 (1968-69-71)	1,535	82	18.7
8. Ralph Beard (G)	4 (1946-49)	1,517	139	10.8
9. Cliff Hagan (C)	2 (1951-52, 54)	1,475	77	19.2
10. Pat Riley (F)	3 (1965-67)	1,464	80	18.3
11. Johnny Cox (F)	3 (1957-59)	1,461	84	17.3
12. Kyle Macy (G)	2 (1978-80)	1,411	98	14.4
13. Rick Robey (F-C)	4 (1975-78)	1,395	105	13.3
14. Mike Phillips (C)	4 (1975-78)	1,367	120	11.4
15. Mike Pratt (F)	3 (1968-70)	1,359	81	16.8
16. Frank Ramsey (G)	3 (1951-52, 54)	1,344	91	14.7
17. Jim Andrews (C)	3 (1971-73)	1,320	80	16.5
18. Tom Parker (F)	3 (1970-72)	1,238	80	15.5
19. Bill Spivey (C)	2 (1950-51)	1,213	63	19.2
20. Vernon Hatton (G)	3 (1956-58)	1,154	76	15.1
21. Wallace Jones (F)	4 (1946-49)	1,151	98*	—
22. Bill Lickert (F-G)	3 (1959-61)	1,076	73	14.7
23. Jim Line (F)	4 (1947-50)	1,041	100*	—
24. Bob Burrow (C)	2 (1955-56)	1,023†	51	20.0
25. Jimmy Dan Conner (F-G)	3 (1973-75)	1,009	85	11.9
26. Bobby Watson (G)	3 (1950-52)	1,001	96	10.4

\*No record for number of games played in 1947.

†Achieved membership in club earliest of any Wildcat, hitting 1,000th point in the 19th game of junior year.

+ Kentucky career totals only. Junior College total of 2,191 points not included.



## KENTUCKY'S HOME ATTENDANCE

Year	No. Games	Attendance	Average
1980-81	15	354,996	23,666+
1979-80	15	352,511	23,501+
1978-79	15	351,042	23,403+
1977-78	16	373,403+	23,338+
1976-77	14	312,527	22,323
1975-76	12	138,135	11,511
1974-75	12	138,098	11,539
1973-74	12	130,755	10,896
1972-73	13	150,856	11,604
1971-72	13	150,297	11,561
1970-71	13	152,471	11,728
1969-70	15	181,295	12,086
1968-69	13	165,500	11,821
1967-68	16	178,000	11,333
1966-67	13	136,588	10,502
1965-66	13	149,571*	11,505
1964-65	14	151,000	10,786
1963-64	14	165,650	11,117
1962-63	15	153,132	10,208
1961-62	16	165,495	10,343
1960-61	14	129,978	9,284
1959-60	13	138,995	10,692
1958-59	15	177,824	11,855
1957-58	13	124,461	9,574
1956-57	14	129,733	9,266
1955-56	13	126,104	9,700

\*Season high in the nation.

+ National Record.

## ALL-TIME KENTUCKY CAGE RECORDS (Revised to Start of 1980-81 Season)

### TEAM RECORDS

#### Season

**Most Games Played** — 39\* in 1947-1948  
(REGULAR SEASON ONLY — 30\* in 1946-47 and 1979-80)

**Most Wins** — 36\* † in 1947-48 (Won 36, Lost 3)  
(REGULAR SEASON ONLY — 28\* in 1946-47 (Won 28, Lost 2)  
(CONFERENCE PLAY ONLY — 17\* in 1969-70)

**Most Losses** — 13 in 1926-27 (2-13), 1966-67 (13-13) and 1973-74 (13-13)  
(FOR FULL SEASON 20 OR MORE GAMES — 13 in 1966-67) and (1973-74)  
(CONFERENCE PLAY ONLY — 10 in 1966-67 (8-10))

**Fewest Wins** — 1 in 1904-05 (Won 1, Lost 4)  
(FOR FULL SEASON 20 OR MORE GAMES — 13 in 1966-67) and (1973-74)

**Fewest Losses** — 0 in 1911-12 (9-0) and 1953-54 (25-0)

**Longest Win Streak** — 25 in 1953-54 (Won 25, Lost 0)  
(CONFERENCE PLAY ONLY — 14\* in 1950-51, 1951-52, 1965-66, 1976-77. In-  
cluding Playoff Game, Kentucky Won 15 Straight in 1953-54)

**Most Consecutive Wins, Conference Play** — 51\* (Jan. 28, 1950-Jan. 8, 1955)

**Longest Losing Streak** — 9 (Jan. 25 to Feb. 23, 1923)  
(CONFERENCE PLAY ONLY — 4 in 1966-67) and (1973-74)

**Most Points** — 2858 in 31 Games, 1974-75  
(REGULAR SEASON ONLY — 2523 in 26 Games, 1970-71)  
(CONFERENCE PLAY ONLY — 1728\* in 18 Games, 1970-71)  
(MOST TIMES 100 OR MORE POINTS — 15 in 1970-71)  
(TWO CONSECUTIVE GAMES — 244 vs. Georgia and Tennessee, 1956)

**Fewest Points** — 19 in 3 Games, 1903  
(FOR FULL SEASON 20 OR MORE GAMES — 538 in 22 Games 1924-25)

**Greatest Average Scoring Margin** — 27.2 in 25 Games, 1953-54  
(INCLUDING TOURNAMENT PLAY — 29.9 in 37 Games, 1946-47)  
(CONFERENCE PLAY ONLY — 35.9\* in 14 Games, 1953-54)

**Highest Scoring Average** — 96.8 in 28 Games, 1969-70  
(REGULAR SEASON ONLY — 96.7 in 26 Games, 1970-71)  
(CONFERENCE PLAY ONLY — 96.0\* in 18 Games, 1970-71)

**Lowest Scoring Average** — 6.3 in 3 Games, 1903

**Best Winning Percentage** — 1.000 in 1911-12 (9-0) and 1953-54 (25-0)  
(CONFERENCE PLAY ONLY — 1.000 in 1932-33 (8-0) and 10 Other Years.  
Last 14-0 in 1953-54)

**Worst Season Percentage** — .187 on Record 3-13 in 1926-27  
(20 GAMES MINIMUM — .500 (13-13) in 1966-67 and 1973-74)

**Most Field Goal Attempts** — 3645\* † in 39 Games, 1947-48  
(REGULAR SEASON — 2925† in 33 Games, 1947-48)

**Most Field Goals Made** — 1197 in 31 Games, 1974-75  
(CONFERENCE PLAY ONLY — 719\* in 18 Games, 1974-75)

**Highest Field Goal Pct.** — 54.1\* in 32 Games, 1977-78  
(REGULAR SEASON ONLY — 54.0 in 27 Games, 1977-78)  
(CONFERENCE PLAY ONLY — 54.5\* in 18 Games, 1977-78)

**Most Free Throws Attempted** — 865 in 32 Games, 1951-52  
(CONFERENCE PLAY ONLY — 485\* in 18 Games, 1978-79)

**Most Free Throws Made** — 613 in 32 Games, 1977-78  
(CONFERENCE PLAY ONLY — 376\* in 18 games, 1978-79)

**Highest Free Throw Pct.** — 77.6 in 31 Games, 1978-79  
(REGULAR SEASON ONLY — 78.1 in 26 Games, 1978-79)

**Most Personal Fouls** — 767 in 31 Games, 1974-75

**Fewest PF's** — 307 in 26 Games, 1944-45

**Most Points Allowed** — 2434 in 31 Games, 1974-75  
(REGULAR SEASON ONLY — 2175 in 26 Games, 1970-71)

**Fewest Points Allowed** — (9 Game Min.) — 137 in 9 Games, 1911-12  
(CONFERENCE PLAY ONLY — 182\* in 8 Games, 1934-35)

**Most Rebounds** — 1817\* in 32 Games, 1951-52  
(REGULAR SEASON ONLY — 1600 in 25 Games, 1950-51)

**Best Rebound Average** — 64.6\* in 25 Games, 1953-54

**Most Wins in Conference** — 17\* in 1969-70

#### Single Game

**Most Points** — 143\* (Kentucky 143 vs. Georgia 66, Feb. 27, 1956)  
(CONFERENCE PLAY ONLY — Same)

(NON-CONFERENCE — 121 (Kentucky 121, West Texas 67, Dec. 4, 1978)

**Most Points, Both Teams** — 239 Kentucky 118 vs. Northwestern 116 at  
Evanston, Dec. 10, 1966)  
(CONFERENCE PLAY ONLY — 226 (Kentucky 121 vs. LSU 105,  
Feb. 21, 1970)

**Most Points, Home Floor** — 126 (Kentucky 126 vs. South Carolina 81,  
Dec. 10, 1979)

**Most Points on Opponent's Floor** — 121 (Kentucky 121 vs. LSU, 95, Jan. 27,  
1968; Kentucky 121 vs. LSU, 105, Feb. 21, 1970)

**Most Points on Neutral Court** — 143 (Kentucky 143, vs. Georgia 66, Armory,  
Louisville, Feb. 27, 1956)

**Most Points, One Half** — 75\* (Kentucky 75 vs. Georgia 32, Feb. 27, 1956)

**Fewest Points** — 1 (Kentucky 1 vs. Kentucky U. 22 in 1905)  
(CONFERENCE PLAY ONLY — 22 Against Tennessee 32, Jan. 18, 1941)

\*Also SEC Record

\*\*The 1965-66 Wildcat team scored 2,950 points in 25 regular season,  
four NCAA and five International Universities Tournament games.

†Recognized as National Record.

**Fewest Points, One Half (Modern)** — 8 (Kentucky 8, Georgia 6 in First Half,  
Jan. 16, 1967 Athens)

**Fewest Points, Both Teams** — 17 (State College 5 vs. Kentucky U. 12  
in 1904)

**Biggest Victory Margin** — 77\* (Kentucky 143 vs. Georgia 66, Feb. 27, 1956)

**Smallest Victory Margin** — 1 (46 One-point Wins. Last, 48-47 Tennessee (H),  
Jan. 10, 1981)

**Worst Defeat** — 68 (Kentucky 19 vs. Centre 87 in 1908-09)  
(CCNY's 39-point Win Over UK in NIT of 1950 Worst Defeat in  
Modern Records)

**Smallest Margin of Defeat** — 1 (Tennessee 27 vs. Kentucky 26,  
March 2, 1917)  
(ALSO ON RECORD are 33 Other One-Point Losses. Last, Clemson 68, Ken-  
tucky 67 (OT) NIT (H), Mar. 7, 1979)

**Most Points in Losing Game** — 100 vs. Jacksonville, 106 (NCAA)  
March 14, 1970

**Fewest Points Allowed** — 5\* (Kentucky 26 vs. Tennessee 5 in 1909-10 and  
Kentucky 38 vs. Centre 5 in 1916)  
(CONFERENCE PLAY ONLY — 9\* Against Tulane, Dec. 20, 1934)

**Most Points Allowed** — 116 (Northwestern 116 vs. Kentucky 118  
Dec. 10, 1966)

**Most FG Attempted** — 125\* Against Indiana Central, Nov. 29, 1947 (SEC  
Non-Conference Record); Mississippi, Feb. 8, 1964  
(CONFERENCE PLAY ONLY — 125\* Against Mississippi, Feb. 8, 1964)

**Most FGA's, Both Teams** — 209 (Kentucky 125 vs. Mississippi 84,  
Feb. 8, 1964)

**Fewest FG Attempted** — 34 Against Mississippi, Jan. 12, 1981

**Fewest FGA One Half** — 14 (1st Half) vs. Mississippi, Jan. 12, 1981

**Most Field Goals Scored** — 60\* Against Georgia, Feb. 27, 1956

**Most FG's Scored, Both Teams** — 96 (UK 50 vs. Northwestern 46, Dec. 10,  
1966, and UK 50 vs. Austin Peay 46, Mar. 15, 1973)  
(CONFERENCE PLAY ONLY — 90\* UK 52 vs. LSU 38, Jan. 27, 1968, and UK  
48 vs. Alabama 42, Feb. 26, 1973)

**Best Field Goal Pct.** — 69.2 vs. Mississippi State (A) Feb. 25, 1981  
(CONFERENCE PLAY ONLY — 69.2 vs. Mississippi State (A), Feb. 25, 1981  
(FIRST HALF — 78.6 vs. Mississippi, Jan. 12, 1981)  
(SECOND HALF — 87.5 (14-16) vs. Alabama (A) Feb. 9, 1980)

**Lowest Field Goal Percentage** — 16.3 vs. Ga. Tech (A), Jan. 26, 1960

**Most Free Throws Attempted** — 56\* vs. Miss. State, Feb. 12, 1979. Made 40

**Fewest Free Throws Attempted** — 2 Against Ga., (H) Feb. 8, 1975 and  
Tenn., (A) Jan. 5, 1980

**Most Free Throws Made** — 46\* Against Vanderbilt (A) Jan. 7, 1963. FTA 53

**Fewest Free Throws Made** — 1 Against Ga., (H) Feb. 8, 1975, and Tenn., (A)  
Jan. 5, 1980 in 2 Attempts

**Best Free Throw Pct.** — 1.000 (14 out of 14 vs. Duke, March 3, 1930; 11 out  
of 11 vs. Alabama, Feb. 1, 1934 and Vanderbilt, Mar. 2, 1974; 9 out of 9 vs.  
Mississippi, Jan. 4, 1969) 95.5\* (21 out of 22 vs. Georgia, Feb. 19, 1973)

**Most Rebounds** — 108\* Against Mississippi, Feb. 8, 1964

**Most Personal Fouls** — 41\* Against Ohio U., Jan. 12, 1948  
(CONFERENCE PLAY ONLY — 37\* (Kentucky vs. Auburn, Feb. 27, 1954)

**Most PF's, Both Teams** — 75 (Kentucky 32, La Salle 43, Dec. 2, 1979)  
(CONFERENCE GAME ONLY — 71\* (Kentucky 37 vs. Auburn 34,  
Feb. 27, 1954)

**Fewest PF's Both Teams** — 17 (Kentucky 7 vs. SMU 10, Dec. 21, 1956)

### INDIVIDUAL RECORDS (Season)

**Most Points** — 948 by Dan Issel in 28 Games, 1969-70  
(REGULAR SEASON ONLY — 876 by Dan Issel in 26 Games, 1969-70)  
(CONFERENCE PLAY ONLY — 612 by Dan Issel in 18 Games, 1969-70)  
(SOPH. YEAR — 608 by Cotton Nash in 26 Games, 1961-62)

**Highest Scoring Average** — 33.9 by Dan Issel in 28 Games, 1969-70  
(REGULAR SEASON ONLY — 33.7 by Dan Issel in 26 Games, 1969-70)  
(CONFERENCE PLAY ONLY — 34.0 by Dan Issel in 18 Games, 1969-70)  
(SOPH. YEAR — 23.4 by Cotton Nash in 1961-62)

**Most Rebounds** — 528\* by Cliff Hagan in 32 Games, 1951-52  
(REGULAR SEASON ONLY — 447 by Bill Spivey in 25 Games, 1950-51)  
(CONFERENCE PLAY ONLY — 250 by Cliff Hagan in 14 Games, 1951-52)

**Most FG Attempts** — 667 by Dan Issel in 28 Games, 1969-70  
(REGULAR SEASON ONLY — 614 by Dan Issel in 26 Games, 1969-70)  
(CONFERENCE PLAY ONLY — 433 by Dan Issel in 18 Games, 1969-70)

**Most Field Goals Made** — 369 by Dan Issel in 28 Games, 1969-70  
(REGULAR SEASON ONLY — 339 by Dan Issel in 26 Games, 1969-70)  
(CONFERENCE PLAY ONLY — 239 by Dan Issel in 18 Games, 1969-70)

**Most Free Throws Attempted** — 275 by Dan Issel in 28 Games, 1969-70  
(REGULAR SEASON ONLY — 259 by Dan Issel in 26 Games, 1969-70)  
(CONFERENCE PLAY ONLY — 169 by Dan Issel in 18 Games, 1969-70)

**Most Free Throws Made** — 210 by Dan Issel in 28 Games, 1969-70  
(REGULAR SEASON ONLY — 198 by Dan Issel in 26 Games, 1969-70)  
(CONFERENCE PLAY ONLY — 134 by Dan Issel in 18 Games, 1969-70)  
(CONSECUTIVE — 32 in 12 games by Kyle Macy (5 games 1978-79 and  
7 games 1979-80)

**Highest Field Goal Pct.** — 63.5 by Rick Robey in 32 Games, 1977-78  
(REGULAR SEASON ONLY — 62.5 by Rick Robey in 27 Games, 1977-78)  
(CONFERENCE PLAY ONLY — 64.7 by Rick Robey in 18 Games, 1977-78)

**Highest Free Throw Pct.** — 91.8 by Larry Steele in 23 Games, (45-49) 1969-70  
**(REGULAR SEASON ONLY)** — 92.2 by Kyle Macy in 30 games, (94-101) 1979-80  
**(CONFERENCE PLAY ONLY)** — 90.9 by Kent Hollenbeck in 12 Games (40-44) 1970-71  
**Most Assists** — 178 by Kyle Macy in 32 Games, 1977-78

#### Single Game

**Most Points** — 53 by Dan Issel (Against Mississippi at Oxford, Feb. 7, 1970)  
**Most Field Goals Attempted** — 42 by Bill Spivey (Against Ga. Tech. Feb. 18, 1950. Made 16)  
**Most Field Goals Made** — 23 by Dan Issel (Against Mississippi at Oxford, Feb. 7, 1970)  
**Most Free Throws Attempted** — 24 by Cliff Hagan (Against Temple, Dec. 5, 1953)  
**Most Free Throws Made** — 18 by Dwight Anderson (Against Miss. State, Feb. 12, 1979) Attempted 23.  
**Consecutive Free Throws Made** — 16\* by Cliff Hagan (Against Mississippi, Jan. 2, 1952)  
**Highest Field Goal Percentage (Min. 10 Made)** — Rick Robey 91.7 (11 of 12) against Miami (O.) (H) Dec. 10, 1975, Jack Givens 91.7 (11 of 12) against Miss. State (A) Jan. 31, 1977  
**Highest Free Throw Percentage (Min. 10 Made)** — 1.000 by Louie Dampier (13 of 13 against Florida, Jan. 30, 1965, and 14 of 14 against Oregon State Dec. 22, 1966) 11 other players have 15 — 1.000% performances. (Min. 15 made) — .944 (17 of 18) by Cliff Hagan against Mississippi, Jan. 2, 1952)  
**Most Rebounds** — 34\* (SEC non-conference record) by Bob Burrow (Against Temple, (H) Dec. 10, 1955)  
**(CONFERENCE PLAY ONLY)** — 30 by Cotton Nash (Against Mississippi (H) Feb. 8, 1964)  
**Longest Field Goal Made** — 63 feet, 7½ inches by Cliff Barker (Against Vanderbilt, Feb. 26, 1949 in Alumni Gym). (Other long shots on record include 53 ft., 9½ in. by Ralph Beard against Tennessee in 1947-48; 53 ft., 6 in. by Linville Puckett against Miss. State in 1953-54; and 48 ft., 2¼ in. by Red Hagan against Marquette in 1937-38)  
**Most Assists** — 13 by Dirk Minniefield vs. Miss. State (A), Jan. 23, 1980

#### INDIVIDUAL CAREER RECORDS (Varsity Play)

**Most Points** — 2138 by Dan Issel in 83 Games, 1968-70  
**(CONFERENCE PLAY ONLY)** — 1399 by Dan Issel in 54 Games, 1968-70  
**Highest Scoring Average** — 25.7 by Dan Issel, 1968-70  
**(CONFERENCE PLAY ONLY)** — 25.9 by Dan Issel in 54 Games, 1969-70  
**Most Games Played** — 139 by Ralph Beard, 1945-49  
**(CONFERENCE PLAY ONLY)** — 74 by Truman Claytor, 1976-79)  
**Most Consecutive Games Started** — 120 by Alex Groza, Nov. 28, 1946 to March 26, 1949  
**(CONFERENCE PLAY ONLY)** — 54 by Dan Issel and Mike Pratt in 1968-70, Jack Givens, 1975-78)  
**Most Field Goals Attempted** — 1638 by Jack Givens, 1975-78  
**(CONFERENCE PLAY ONLY)** — 1059 by Dan Issel, 1968-70)  
**Most Field Goals Made** — 843 by Jack Givens in 123 Games, 1975-78  
**(CONFERENCE PLAY ONLY)** — 546 by Dan Issel in 54 Games, 1968-70)  
**Highest FG Pct.** — 58.1 by Rick Robey in 105 Games, 1975-78  
**(CONFERENCE PLAY ONLY)** — 57.3 by Rick Robey in 58 Games, 1975-78)  
**Most Free Throws Attempted** — 661 by Dan Issel in 83 Games, 1968-70  
**(CONFERENCE PLAY ONLY)** — 405 by Dan Issel in 54 Games, 1968-70)  
**Most Free Throws Made** — 488 by Dan Issel in 83 Games, 1968-70  
**(CONFERENCE PLAY ONLY)** — 307 by Dan Issel in 54 Games, 1968-70)  
**Highest FT Pct.** — 89.0 by Kyle Macy in 98 Games (331-372), 1978-80  
**(CONFERENCE PLAY ONLY)** — 88.2 by Kyle Macy (224-254) in 61 Games, 1978-80)  
**Most Rebounds** — 1078 by Dan Issel in 83 Games, 1968-70  
**(No Rebounds kept prior to 1951)**  
**(CONFERENCE PLAY ONLY)** — 685 by Dan Issel in 54 Games, 1968-70)  
**Best Rebound Average** — 16.1 by Bob Burrow in 51 Games, 1955-56  
**(CONFERENCE PLAY ONLY)** — 17.5 by Bob Burrow in 30 Games, 1955-56)  
**Most Assists** — 470 by Kyle Macy in 98 Games, 1978-80  
**Most Personal Fouls** — 344 by Mike Phillips, 1975-78 (Four Seasons)  
**(For 3 Seasons — 294 by Pat Riley, 1965-67)**

#### NCAA TOURNAMENT RECORDS

**Most Appearances** — 25† (1942, 1945, 1948, 1949, 1951, 1952, 1955, 1956, 1957, 1958, 1959, 1961, 1962, 1964, 1966, 1968, 1969, 1970, 1971, 1972, 1973, 1975, 1977, 1978, 1980, 1981)  
**Most Points** — 5020 in 66 Games  
**Most Games** — 66†

#### MISCELLANEOUS RECORDS

**Season Opener Consecutive Wins** — 35  
**(Kentucky lost first opening game since 1926 in defeat by Va. Tech, Dec. 1, 1962)**  
**Consecutive Home Floor wins** — 129† (Jan. 4, 1943 to Jan. 8, 1955) (First 84 wins in Alumni Gym, remainder in Memorial Coliseum)  
**(CONFERENCE PLAY ONLY)** — 70 from Jan. 21, 1939 to Jan. 8, 1955)  
**(OVERALL SINCE 1943, Kentucky has been defeated on its home floor only 40 times)**  
**(MOST LOSSES AT HOME ONE SEASON)** — 7 in 1966-67)

\*Also Southeastern Conference Record  
 †Recognized As National Record

**Longest Winning Streak** — 32 (Dec. 5, 1953 to Jan. 8, 1955)  
**Consecutive Conference Wins** — 51\* (Jan. 28, 1950 to Jan. 8, 1955)  
**(Excludes tournament and non-SEC games)**  
**Consecutive SEC Losses** — 4 in 1966-67 and 1973-74 (Lost 3 in row only 12 times, 2 in row only 17 times)  
**Most SEC Champions** — 32\*  
**(12 Titles won in tournament play. Title determined by regular season play since 1951. Tied LSU 1935 and 1954, Miss. State 1962, Tennessee 1972, Alabama 1975, Tennessee 1977)**  
**Consecutive SEC Championships** — 9\*  
**(Kentucky held SEC title continuously from 1944 to 1953 when Wildcats were out of competition. The 1952 title represented UK's 6th straight regular season title and 12th win of season race since SEC organized in 1933.)**  
**Attendance Highs** —  
**ONE GAME** — 24,011\* (UK vs. LSU (H) Mar. 1, 1981)  
**REGULAR SEASON GAME** — 24,011 (UK vs. LSU (H) Mar. 1, 1981)  
**HOME GAME** — 24,011\* (UK vs. LSU (H) Mar. 1, 1981)  
**TWO CONSECUTIVE GAMES** — 47,710 in 1981 (23,875 vs. Kansas, 23,835 vs. Alaska at Rupp Arena)  
**COMPLETE SEASON** — 586,286† in 32 Games, 1977-78  
**HOME SEASON** — 373,403\*† in 16 Games, 1977-78  
**HOME AVERAGE** — 23,666 (354,996 in 15 Games) 1980-81  
**Last Overtime Game** — Feb. 24, 1980 (UK 76, LSU 74) (A)  
**(LAST DOUBLE OVERTIME GAME)** — Jan. 31, 1981 (UK 71, Georgia 68) (A)  
**(LAST THREE-OVERTIME GAME)** - Dec. 7, 1957, UK 85, Temple 83)  
**Most Overtime Games** — Season - Five, 1979 (Won 2, Lost 3)  
**Overtime All-Time Record** — Won 22, Lost 21  
**Most Players on All-Tournament Team** — 5 (1947 All-SEC Tournament Team and 1965 UK Invitational Tournament Team)

#### RUPP ARENA RECORDS (Collegiate-Varsity)

##### Team-Single Game

**Consecutive Wins** — 26 by Kentucky (Jan. 22, 1977 to Dec. 22, 1978)  
**Most Points** — 126 by Kentucky vs. South Carolina, 81, Dec. 10, 1979  
**Most Points by Kentucky Opponent** — 90 by Vanderbilt, Jan. 19, 1980  
**Biggest Margin of Victory For Kentucky** — 50 (Kentucky 103, TCU 53, Dec. 2, 1976)  
**Biggest Margin of Defeat for Kentucky** — 14 (Alabama 78, Kentucky 64, Jan. 12, 1980)  
**Smallest Margin of Victory for Others** — 2 (Utah 70, Kentucky 68, Dec. 18, 1977)  
**Smallest Margin of Defeat for Others** — 1 (Kentucky 61, Purdue 60 — UKIT — Dec. 22, 1979)  
**Most Points, Both Teams** — 202 (Kentucky 114, Portland State 88 (UKIT) Dec. 16, 1977)  
**Most Points in One Half** — 66 by Kentucky in Second Half vs. West Texas, Dec. 4, 1978  
**Fewest Points** — 47 by Tennessee vs. Kentucky 48, Jan. 10, 1981  
**Most FGA's, Both Teams** — 163 (Kentucky 82 vs. Vanderbilt 81, Feb. 5, 1977)  
**Most Field Goals Made** — 46 by Kentucky vs. Portland State, Dec. 16, 1977  
**Best FG Pct. (Game)** — 68.0 (34 of 50) by West Virginia vs. Bowling Green, Dec. 18, 1977 (UKIT)  
**Best FG Pct. (First Half)** — 78.6 (11-14) by Kentucky vs. Mississippi, Jan. 14, 1981  
**Best FG Pct. (Second Half)** — 83.3 (15 of 18) by Kentucky vs. Mississippi State, Feb. 28, 1977  
**Most Free Throws Attempted** — 56 by Kentucky vs. Miss. State, Feb. 12, 1979  
**Most FTA's, Both Teams** — 97 (Kentucky 48, Vanderbilt 49, Jan. 19, 1980)  
**Most Free Throws Made** — 44 by Kentucky vs. Vanderbilt, Jan. 19, 1980  
**Most Free Throws Missed** — 19 by Kentucky vs. Wisconsin, Nov. 27, 1976, and vs. Portland State, Dec. 16, 1977  
**Most Rebounds** — 62 by Kentucky vs. Bowling Green, Dec. 17, 1976  
**Fewest Points, Both Teams** — 95 (Kentucky 48, Tennessee 47, Jan. 10, 1981)  
**Most Personal Fouls** — 43 by La Salle vs. Kentucky, Dec. 2, 1978  
**Most Personal Fouls, Both Teams** — 75 (UK 32, La Salle 43, Dec. 2, 1978)  
**Biggest Crowd** — 24,011\*† (Kentucky vs. LSU, March 1, 1981)

##### Individual-Single Game

**Most Points** — 39 Freeman Williams, Portland State vs. Kentucky (UKIT) Dec. 16, 1977  
**Most Field Goals Attempted** — 40 by Freeman Williams, Portland State vs. Kentucky, (UKIT) Dec. 16, 1977  
**Most Field Goals Made** — 17 by Freeman Williams, Portland State vs. Kentucky (UKIT) Dec. 16, 1977  
**Most Free Throws Attempted** — 23 by Dwight Anderson, Kentucky vs. Miss. State, Feb. 12 1979. Made 18.

**Most Free Throws Made** — 18 by Dwight Anderson, Kentucky vs. Miss. State, Feb. 12, 1979. Attempted 23.  
**(CONSECUTIVE)** — 12 by Kyle Macy vs. Vanderbilt, and Mike Rhodes of Vanderbilt vs. Kentucky, Jan. 19, 1980  
**Most Rebounds** — 19 by Mike Phillips, Kentucky vs. LSU, Jan. 22, 1977; and Bernard King, Tennessee vs. Kentucky, Jan. 12, 1977.

**MEMORIAL COLISEUM RECORDS  
(Collegiate-Varsity)**

**Team — Single Game**

**Consecutive Wins** — 45 by Kentucky (Dec. 1, 1950 to Jan. 8, 1955)  
(Part of Overall National Record of 129 Home Floor Victories)  
(Kentucky has lost two in a row at Memorial Coliseum only three times and three in a row only once — 1966-67)  
**Most Points** — 121 by Kentucky vs. Mississippi, 86, Feb. 6, 1971  
**Most Points by UK Opponent** — 98 (1 OT) by Illinois, Dec. 5, 1966  
**Biggest Margin of Victory** — 53 by Kentucky (UK 104 vs. Ga. Tech 51 on Jan. 7, 1956; and UK 108 vs. Georgia 55 on Jan. 29, 1959)  
**Most Points, Both Teams** — 207 (Kentucky 121 vs. Mississippi 86, Feb. 6, 1971)  
**Biggest Margin of Defeat for Kentucky** — 23 (Alabama 94, UK 71, Feb. 23, 1974)  
**Most Points in One Half** — 67 by Kentucky in Second Half vs. Auburn, Jan. 29, 1966  
**Fewest Points** — 32 by Alabama (Alabama 32 vs. Kentucky 39 on Feb. 23, 1959)  
**Smallest Margin of Victory** — Kentucky 77 vs. UCLA 76 on Feb. 17, 1961; UK 61, Tennessee 60 on Feb. 27, 1965; UK 60, Tennessee 59 on Feb. 12, 1968; Kentucky 78 vs. Stanford 77 on Dec. 22, 1973; Kentucky 77, Vanderbilt 76 on Jan. 17, 1976; Kentucky 94, Miss. St. 93 (OT) Mar. 8, 1976  
**Smallest Margin of Defeat** — 1 (Ga. Tech 59 vs. Kentucky 58 on Jan. 8, 1955; St. Louis 71 vs. Kentucky 70 on Dec. 10, 1956; Ga. Tech 86 vs. Kentucky 85 in double overtime on Jan. 5, 1963; Illinois 98 vs. UK 97 (1 OT) Dec. 5, 1966; Ohio State 82, UK 81, March 16, 1968)  
**Most FGA's, Both Teams** — 209 (Kentucky 125 vs. Mississippi 84, Feb. 8, 1964)  
**Most Field Goals Made** — 54 by Kentucky vs. Mississippi, Feb. 6, 1971  
**Best FG Pct. (Game)** — 69.2 (18 of 26) by Miss. State vs. Kentucky, Feb. 12, 1962  
**Best FG Pct. (First Half)** — 75.0 (15 of 20) by Ga. vs. UK, Jan. 11, 1971  
**Best FG Pct. (Second Half)** — 87.5 (7 of 8) by Miss. State vs. UK, Feb. 12, 1962  
**Most Free Throws Attempted** — 50 by Georgia vs. Kentucky, Feb. 4, 1954, and Georgia Tech, Jan. 5, 1957  
**Most FTA's, Both Teams** — 89 (Kentucky 39 vs. Georgia Tech 50 on Jan. 5, 1957)  
**Most FT Made** — 38 by Kentucky vs. Georgia on Jan. 29, 1959; UK 38 vs. Florida, Jan. 30, 1965  
**Most Free Throws Missed** — 23 by Georgia vs. Kentucky on Feb. 4, 1954  
**Most Rebounds** — 108 by Kentucky vs. Mississippi, Feb. 8, 1964  
**Fewest Points, Both Teams** — 71 (Kentucky 39 vs. Alabama 32 on Feb. 23, 1959)  
**Most Personal Fouls** — 34 by Mississippi vs. Kentucky, Feb. 6, 1965  
**Most PF's, Both Teams** — 62 (UK 31 vs. Auburn 31, Feb. 5, 1973)  
**Biggest Crowd** — 13,690 (Kentucky vs. Louisiana State, Jan. 24, 1970)

**Individual — Single Game**

**Most Points** — 55 by Pete Maravich, LSU vs. Kentucky, Jan. 24, 1970  
**Most Field Goals Attempted** — 53 by Pete Maravich, LSU vs. Kentucky, Feb. 22, 1969  
**Most Field Goals Made** — 21 by Pete Maravich, LSU vs. Kentucky, Feb. 22, 1969 and Jan. 24, 1970  
**Most Fee Throws Attempted** — 24 by Cliff Hagan, Kentucky vs. Temple on Dec. 5, 1953  
**Most Free Throws Made** — 17 by Cliff Hagan, Kentucky vs. Temple on Dec. 5, 1953  
**(CONSECUTIVE)** — 14 of 14 by Louie Dampier vs. Oregon State, Dec. 22, 1966)  
**Most Rebounds** — 34\* (SEC Record Non-Conference Play) by Bob Burrow, Kentucky vs. Temple on Dec. 18, 1954  
**Longest Field Goal Made** — 53 ft., 6 in. by Linville Puckett, Kentucky vs. Miss. State on Feb. 15, 1954

**HIGHS AND LOWS BY OPPONENTS  
(Modern — Since 1930)**

**Individual — Single Game**

**Most Points** — 64 Pete Maravich (LSU) Feb. 21, 1970 at Baton Rouge  
**Most Rebounds** — 30 Jerry Lucas (Ohio State) March 18, 1961 (NCAA)  
**Most Field Goals** — 23 Pete Maravich (LSU) Feb. 21, 1970 at Baton Rouge  
**Most Free Throws Made** — 17 Pete Maravich (LSU) (22 FTA) Feb. 21, 1970 at Baton Rouge  
**Most FG's Attempted** — 53 Pete Maravich (LSU) Feb. 22, 1969  
**Most FT's Attempted** — 22 Pete Maravich (LSU) Feb. 21, 1970 at Baton Rouge

\*Also Southeastern Conference Record  
†Recognized As National Record

**Team — Single Game**

**Most Points** — 116 Northwestern (UK 118) Dec. 10, 1966  
**(CONFERENCE ONLY)** — 110 Vanderbilt, UK 94, March 4, 1967)  
**Fewest Points** — 6 Arkansas State (Kentucky 75) Jan. 8, 1945  
**(ALL-TIME RECORD)** — 5 Tennessee 1910, Centre 1916, Ky. Wesleyan 1919  
**Biggest Victory Margin** — 39 CCNY 89, Kentucky 50 in NIT, Mar. 14, 1950  
**(ALL-TIME RECORD)** — 68 Centre 87, Kentucky 19 in 1910)  
**Smallest Victory Margin** — 1 Vanderbilt 32, Kentucky 31, Feb. 20, 1932 (31 One-Point Losses since 1930. All-Time, 38 losses)  
Last (Duke 55, UK 54 (H) (NCAA) Mar. 13, 1980)  
**Most Rebounds** — 81 Notre Dame, Dec. 29, 1964  
(Rebounds not recorded prior to 1951)  
**Most Field Goals** — 51 Notre Dame (109 Attempts) Dec. 29, 1964  
**(ALL-TIME RECORD - Same)**  
**Fewest Field Goals** — 2† Arkansas State Jan. 8, 1945  
**Most FG's Attempted** — 109 Notre Dame (Made 51) Dec. 29, 1964  
(Field Goal Attempts Not Recorded Prior to 1947)  
**Most FT's Attempted** — 53 Tennessee (Made 33) March 3, 1956  
**(ALL-TIME RECORD — Same)**  
**Most Free Throws Made** — 40 Vanderbilt (49 Attempts) Jan. 19, 1980  
**(ALL-TIME RECORD — Same)**  
**Fewest Free Throws Missed** — 0 Georgia Tech (Made 5) Jan. 21, 1946, and Georgia (Made 6) Feb. 19, 1973  
**Best FT Shooting Percentage** — (Minimum 15 FTA) 91.7 (22 of 24) by Notre Dame (N), Jan. 14, 1939, 91.7 (33 of 36) by North Carolina (NCAA), Mar. 19, 1977  
**Best FG Shooting Pct.** — 69.2 by Miss. State, Feb. 12, 1962, at Lexington (FIRST HALF — 75% by Georgia (H) Jan. 11, 1971 and Mississippi (H) Jan. 12, 1981)  
**(SECOND HALF — 87.5% by Miss. State (H) Feb. 12, 1962)**  
**Lowest FG Shooting Percentage** — 24.1% Notre Dame Feb. 14, 1959  
(Shooting Percentages Not Recorded Prior to 1947)  
**Most Personal Fouls** — 43 La Salle, Dec. 2, 1978

**KENTUCKY FROSH RECORD**

Year	Won	Lost	PF	PA	Coach
1923	11	0	357	162	S. A. Boles
1924	7	3	265	193	L. S. Burnham
1925	11	0	417	185	Ray Eklund
1926			(Record Unknown)		S. A. Boles
1927	19	0	822	413	J. R. McFarland
1928	7	1	222	110	Fred Major
1929	9	1	260	193	M. E. Potter
1930	8	0	250	143	M. E. Potter
1931	4	2	178	116	(Unknown)
1932	10	0	463	175	Elmer Gilb
1933	8	1	408	204	J. R. Campbell and Len Miller
1934	16	0	809	340	Len Miller
1935 (Incomplete)	11	1	397	232	Paul McBrayer
1936	11	1	392	263	Paul McBrayer
1937	7	2	321	201	Paul McBrayer
1938	8	2	399	286	Paul McBrayer
1939	9	1	433	293	Paul McBrayer
1940 (Incomplete)	16	0	504	283	Paul McBrayer
1941			(No Team)		
1942	2	2	185	163	Paul McBrayer
1943-1948			(No Schedule Played)		
1949	15	0	1203	673	Harry Lancaster
1950	15	1	1269	767	Harry Lancaster
1951	13	0	1112	620	Harry Lancaster
1952-1953			(No Team)		
1954	6	0	646	391	Harry Lancaster
1955	9	4	1156	832	Harry Lancaster
1956	4	4	680	562	Harry Lancaster
1957	7	0	612	431	Harry Lancaster
1958	16	1	1658	1125	Harry Lancaster
1959	6	3	773	617	Harry Lancaster
1960	9	5	1129	967	Harry Lancaster
1961	13	5	1579	1358	Harry Lancaster
1962	13	5	1647	1223	Harry Lancaster
1963	14	3	1437	1053	Harry Lancaster
1964	13	3	1600	1305	Harry Lancaster
1965	17	2	1741	1268	Harry Lancaster
1966	5	10	1165	1227	Harry Lancaster
1967	18	2	1977	1531	Harry Lancaster
1968	11	9	1838	1667	Harry Lancaster
1969	18	4	1984	1650	Harry Lancaster and Joe Hall
1970	16	6	1975	1782	Joe Hall
1971	12	8	1728	1640	Joe Hall
1972	22	0	2208	1487	Joe Hall
1973*	2	10	713	824	Dick Parsons
1974*	7	3	863	693	Dick Parsons
1975*	4	2	477	459	Ray Edelman
1976*	5	2	604	572	Jim Long
1977-1981*			(No Team)		

\*Junior Varsity Teams

# Wildcat Cage Lettermen

**A**  
 Allan Abramson (44) (Mgr.)  
 John Adams (63, 64, 65)  
 Earl Adkins (55, 57, 58)  
 Don Adkins (Mgr.) (74, 75)  
 Marvin Akers (41, 42, 43)  
 Charles Alberts (25, 26)  
 Charles Aleksinas (78)  
 Erial Allen (40, 41, 42)  
 Ed Allin (45)  
 Carl Althaus (43)  
 H. M. Amoss (04)  
 Dwight Anderson (79)  
 Milerd Anderson (34, 35, 36)  
 Jim Andrews (71, 72, 73)  
 Lee Andrus (03, 04)  
 Phil Argento (67, 68, 69)  
 R. H. Arnett (04)  
 Jay Atkerson (Mgr.) (57, 58, 59)  
 Paul Adkins (21, 22)

**B**  
 H. A. Babb (11) (Mgr.)  
 Adrian Back (42)  
 Stanley Baer (05, 06, 07)  
 Scotty Baesler (62, 63)  
 Richard C. Barbee (06, 07, 08, 09)  
 Cliff Barker (47, 48, 49)  
 Bill Barlowe (43)  
 B. Barnett (11, 12, 13)  
 Dale Barnstable (47, 48, 49, 50)  
 Bobby Barton (Mgr.) (67)  
 Dicky Beal (81)  
 Ralph Beard (46, 47, 48, 49)  
 Bret Bearup (81)  
 Ed Beck (56, 57, 58)  
 Cecil Bell (31)  
 Cliff Berger (66, 67, 68)  
 Henry Besuden (26)  
 Bill Bibb (54)  
 Arthur Bicknell (40)  
 Doug Billips (Mgr.) (69, 70)  
 Jerry Bird (54, 55, 56)  
 Crittenden Blair (34)  
 Harry Bliss (35)  
 Ralph Boren (24)  
 Brad Bounds (66, 67)  
 Sam Bowie (80, 81)  
 Bob Brannum (44, 47)  
 D. P. Branson (05, 06)  
 John Brewer (55, 56, 57)  
 Leo Brewer (08)  
 Melvin Brewer (41, 42, 43)  
 G. C. Bridges (10)  
 Jake Bronston (30, 31)  
 T. R. Bryant (05, 06, 07)  
 Nathaniel Buis (44)  
 Carey Burchett (Mgr.) (34)  
 Carroll Burchett (60, 61, 62)  
 L. S. Burnham (19, 20, 22, 23)  
 Bob Burrow (55, 56)  
 Bill Busey (68)  
 Kirk Byars (Mgr.) (63)

**C**  
 Gerry Calvert (55, 56, 57)  
 Patrick Campbell (17, 18)  
 George Campbell (35) (Mgr.)  
 Kenton Campbell (45, 46)  
 Burgess Carey (25, 26)  
 Ralph Carlisle (35, 36, 37)  
 Armiel Carman (Mgr.) (16)  
 Dwane Casey (76, 77, 78, 79)  
 Mike Casey (68, 69, 71)  
 Billy Ray Cassady (56, 57, 58)  
 J. S. Chambers (Mgr.) (09)  
 Truman Clayton (76, 77, 78, 79)  
 Steve Clevenger (66, 67, 68)  
 Marion Cluggish (38, 39, 40)  
 Bennie Colffman (59, 60)  
 Sid Cohen (59, 60)  
 Lincoln Collinsworth (56, 57, 58)  
 Carl Combs (40)  
 Cecil Combs (28, 29, 30)  
 Charles Combs (38)  
 Larry Conley (64, 65, 66)  
 Jimmy Dan Conner (73, 74, 75)  
 Joe Coons (05)  
 Fred Cowan (78, 79, 80, 81)

Johnny Cox (57, 58, 59)  
 Hugh Coy (54)  
 John Crigler (56, 57, 58)  
 George Critz (64)  
 Larry Crosby (65) (Mgr.)  
 John S. Crosthwaite (10)  
 Albert Cummins (47)  
 Fred Curtis (37, 38, 39)

**D**  
 Louie Dampier (65, 66, 67)  
 Darrell Darby (31, 32, 33)  
 Howard Dardeen (59)  
 Berkley Davis (34)  
 Bruce Davis (36)  
 Mulford Davis (43, 46, 47)  
 Robert Davis (37)  
 William Davis (33, 34)  
 Ted Deeken (62, 63, 64)  
 Claire Dees (27, 28, 29)  
 John DeMoisey (32, 33, 34)  
 Truitt DeMoisey (44)  
 Harry Denham (39)  
 Jim Dinwiddle (69, 70, 71)  
 J. A. Dishman (18, 19)  
 Mike Dolan (Mgr.) (52, 54)  
 A. L. Dolan (06)  
 Warfield Donohue (35, 36, 37)  
 H. H. Downing (08)  
 Pat Doyle (63)  
 Rick Drewitz (72, 73, 74)  
 Hunter Durham (Mgr.) (61, 62)  
 James Durham (45)

**E**  
 Ray Edelman (72, 73, 74)  
 Leroy Edwards (35)  
 Russell Ellington (35, 36)  
 Randy Embry (63, 64, 65)  
 Kenneth England (41, 42)  
 Bill Evans (52, 54, 55)  
 William Evans (42) (Mgr.)  
 J. C. Everett (19, 20)

**F**  
 H. L. Farmer (12, 13)  
 Keith Farnsley (39, 40, 41)  
 J. B. Faulconer (Mgr.) (39)  
 Allen Feldhaus (60, 61, 62)  
 John Ferguson (71) (Mgr.)  
 Fred Fest (23)  
 Garrett Fitzpatrick (41) (Mgr.)  
 George Fletcher (80, 81) (Mgr.)  
 Chigger Flynn (56) (Mgr.)  
 Mike Flynn (73, 74, 75)  
 Bob Fowler (76)  
 W. C. Fox (07, 08, 09)

**G**  
 J. H. Gaiser (10, 11, 12)  
 Gary Gamble (66, 67, 68)  
 Chris Gettellfinger (80, 81)  
 Elmer Gilb (29)  
 Jack Givens (75, 76, 77, 78)  
 Max Glickman (18)  
 James Goforth (35, 36, 37)  
 James Goodman (38, 39)  
 Phil Grawemeyer (54, 55, 56)  
 Kevin Grevey (73, 74, 75)  
 William Griffin (Mgr.) (29)  
 Alex Groza (45, 47, 48, 49)  
 George Gumbert (14, 15, 16)  
 Bob Guyette (73, 74, 75)  
 J. White Guyn (04)

**H**  
 Cliff Hagan (51, 52, 54)  
 Joseph Hagan (36, 37, 38)  
 Jerry Hale (73, 74, 75)  
 Dan Hall (75)  
 Phillip Haring (36, 38) (Mgr.)  
 Sam Harper (63, 64)  
 Tom Harper (64)  
 Carson Harrel (65, 66) (Mgr.)  
 W. C. Harrison (11, 12)  
 D. W. Hart (11, 12, 16)  
 Merion Haskins (75, 76, 77)  
 Vernon Hatton (56, 57, 58)  
 Basil Hayden (20, 21, 22)

Elmo Head (37, 38, 39)  
 Tom Heitz (80)  
 G. Foster Heim (25, 27)  
 J. H. Herman (06)  
 Walter Hirsch (49, 51)  
 Walter Hodge (37)  
 Joe Holland (46, 47, 48)  
 Joey Holland (76)  
 Kent Hollenbeck (70, 71, 72)  
 Derrick Hord (80, 81)  
 Dick Howe (57, 58)  
 Lee Huber (39, 40, 41)  
 C. T. Hughes (24, 25)  
 Lowell Hughes (58, 59)  
 Harry Hurd (62)  
 Charles Hurt (80, 81)

**I**  
 Robert Y. Ireland (16, 17) (Mgr.)  
 Charles Ishmael (63, 64)  
 Dan Issel (68, 69, 70)

**J**  
 Ralph Jackowski (38)  
 Thad Jaracz (66, 67, 68)  
 Irvine Jeffries (28)  
 Paul Jenkins (26, 27, 28)  
 Ned Jennings (59, 60, 61)  
 Herbert Jerome (34)  
 Ellis Johnson (31, 32, 33)  
 Larry Johnson (74, 75, 76, 77)  
 Phil Johnson (56, 58, 59)  
 Walter Johnson (44)  
 Wallace Jones (46, 47, 48, 49)  
 James Jordan (47, 48)

**K**  
 Kelly (05)  
 William P. Kemper (Mgr.) (05)  
 Ron Kennett (64)  
 Stan Key (70, 71, 72)  
 James King (40, 41, 42)  
 William King (21, 22, 24)  
 A. M. Kirby (07)  
 William Kleiser (32)  
 Edwin Knadler (27)  
 Howard Kreuter (32, 33)  
 Tommy Kron (64, 65, 66)

**L**  
 Bob Lavin (20, 21, 22)  
 Art Laib (68)  
 Ed Lander (43)  
 Ed Lanter (80, 81)  
 Bill Latham (Trn.) (74, 75)  
 Dave Lawrence (33, 34, 35)  
 Roger Layne (51)  
 James Lee (75, 76, 77, 78)  
 Ken LeKamp (Mgr.) (56, 57)  
 Jim LeMaster (66, 67, 68)  
 Larry Lentz (66)  
 Morris Levin (31) (Mgr.)  
 Garland Lewis (34, 35, 36)  
 Bill Lickert (59, 60, 61)  
 James Line (47, 48, 49, 50)  
 Shelby Linville (50, 51, 52)  
 Ercel Little (32)  
 Steve Lochmueller (73, 74)  
 Ronnie Lyons (72, 73, 74)

**M**  
 Kyle Macy (78, 79, 80)  
 F. L. Marx (10, 11)  
 B. G. Marsh (18)  
 Jim Master (81)  
 James Mathewson (42)  
 Charles Maxson (33) (Mgr.)  
 Jack May (35, 36) (Mgr.)  
 John McAdam (Mgr.) (70)  
 Paul McBrayer (28, 29, 30)  
 Bob McCowan (69, 72)  
 Jim McDonald (60, 61, 62)  
 James McFarland (24, 25, 26)  
 Lawrence McGinnis (28, 29, 30)  
 Louis McGinnis (29, 30, 31)  
 James McIntosh (37)  
 James McKinney (36, 37) (Mgr.)  
 C. F. Meadors (12)  
 Hub Metry (64, 65) (Mgr.)

Don Mills (58, 59, 60)  
 Ray Mills (55, 56, 57)  
 Terry Mills (69, 70, 71)  
 Stanley Milward (28, 29, 30)  
 Will Milward (24, 25)  
 Dirk Minniefield (80, 81)  
 Terry Mobley (63, 64, 65)  
 Gayle Mohney (26)  
 Bob Moore (Mgr.) (50, 51, 52)  
 Ralph Morgan (13, 14, 15)  
 Tom Moseley (44)

**N**  
 Cotton Nash (62, 63, 64)  
 Alonzo Nelson (45)  
 Roger Newman (61)  
 C. M. Newton (51)  
 Tommy Nichols (36)  
 Paul Noel (43)  
 Randy Noll (70)

**O**  
 Dan Omlar (64) (Mgr.)  
 Bernard Oppor (37, 38, 39)  
 Hays Owens (28, 29, 30)

**P**  
 Harold Park (45) (Mgr.)  
 James Park (14)  
 Clyde Parker (43)  
 Ed Parker (Mgr.) (19)  
 J. Ed Parker (45, 46, 47)  
 Tom Parker (70, 71, 72)  
 Jack Parkinson (44, 45, 46, 48)  
 Dick Parsons (59, 60, 61)  
 Tom Payne (71)  
 Bart Peak (17)  
 Leonard Pearson (50)  
 Doug Pendygraft (62)  
 E. S. Penick (43)  
 Dan Perry (72)  
 George Perry (54)  
 Mike Phillips (75, 76, 77, 78)  
 Frank Phipps (27)  
 Wayne Plummer (09)  
 William Poynz (21, 23)  
 Randy Pool (68, 69)  
 Tommy Porter (66, 67, 68)  
 Shelby Post (08, 09)  
 Sam Potter (34)  
 Mike Pratt (68, 69, 70)  
 R. C. Preston (11, 12, 13, 14)  
 Linville Puckett (54)  
 Larry Pursiful (60, 61, 62)

**R**  
 Frank Ramsey (51, 52, 54)  
 Lloyd Ramsey (41, 42)  
 Tripp Ramsey (Mgr.) (76, 77)  
 Robert Reynolds (32)  
 A. T. Rice (23, 24)  
 S. H. Ridgway (20, 21)  
 Carl Riefkin (23, 24)  
 Pat Riley (65, 66, 67)  
 R. N. Roark (04)  
 Roy Roberts (62, 63)  
 Rick Robey (75, 76, 77, 78)  
 Al Robinson (59)  
 William "Doc" Rodes (17)  
 William Rodes (09, 10)  
 Karl Rohs (25)  
 Don Rolles (63)  
 Kenneth Rollins (43, 47, 48)  
 Van Buren Ropke (27)  
 Gayle Rose (52, 54, 55)  
 Harold Ross (56, 57, 58)  
 Ben Roth (Mgr.) (15)  
 Layton Rouse (38, 39, 40)  
 Willie Rouse (54)  
 Herky Rupp (62)

**S**  
 Forest Sale (31, 32, 33)  
 Charles Schrader (14, 17)  
 Wilbur Schu (44, 45, 46)  
 Herschel Scott (13, 14, 15)  
 Jim Server (15, 16)

Evan Settle (33, 34)  
 A. P. Shanklin (18)  
 Shelby Shanklin (08)  
 James Sharpe (27)  
 Jay Shidler (77, 78, 79, 80)  
 Glenn Sims (73) (Mgr.)  
 George Skinner (33)  
 Bobby Slusher (59)  
 Adrian Smith (57, 58)  
 Bill Smith (56, 57, 58)  
 G. J. Smith (73, 74, 75)  
 G. K. Smith (21, 23)  
 Mark Soderberg (70)  
 Carey Spicer (29, 30, 31)  
 Bill Spivey (50, 51)  
 Vincent Splane (42)  
 Carl Staker (40, 41, 42)  
 Larry Stamper (71, 72, 73)  
 Larry Steele (69, 70, 71)  
 Tim Stephens (77, 78)  
 Gene Stewart (67)  
 Bobby Stiltz (36)  
 C. P. St. John (04)  
 N. Stone (08)  
 John Stough (45, 48)  
 Guy Strong (50)  
 William Sturgill (45, 46)  
 Don Sullivan (Mgr.) (78, 79)  
 Bill Surface (Mgr.) (55)

**T**  
 Bob Tallent (66)  
 Bob Taylor (35)  
 Alan Theobald (Mgr.) (68)  
 H. C. Thomas (18, 19)  
 Homer Thompson (37, 38, 39)  
 Tommy Thompson (Mgr.) (60)  
 Milton Ticco (41, 42, 43)  
 E. J. Tierney (35)  
 Clarence Tillman (79)  
 Jack Tingle (44, 45, 46, 47)  
 Garland Townes (50)  
 Bill Trott (31)  
 Lou Tsiropoulos (51, 52, 54)  
 Jack Tucker (33, 34, 35)  
 Melvin Turpin (81)  
 Paul Turrell (35)  
 William P. Tuttle (12, 13, 14, 15)

**U**  
 Lovell Underwood (24, 25, 26)

**V**  
 Arthur Vastin (18)  
 Chuck Verderber (79, 80, 81)  
 George Vulich (44, 45)

**W**  
 J. Rice Walker (36, 37, 38)  
 Reggie Warford (76)  
 L. B. Waters (05)  
 Robert Watson (50, 51, 52)  
 A. J. Weisenberger (113)  
 Wylie B. Wendt (06)  
 Leo Wenkley (Mgr.) (30)  
 Clint Wheeler (71)  
 Lucian Whitaker (50, 51, 52)  
 Waller White (40, 41, 42)  
 Don Whitehead (44)  
 E. Whelming (21)  
 W. G. Wilkinson (23)  
 LaVon Williams (77, 78, 79, 80)  
 Maury Wilson (06, 07, 08)  
 W. C. Wilson (13)  
 Phil Witt (Trn.) (77)  
 Charles Worthington (31, 32)  
 H. J. Wurtele (04)

**Y**  
 George Yates (30, 31, 33)  
 Humzey Yessin (Mgr.) (46, 47, 48, 49)  
 Rudy Yessin (44)

**Z**  
 George Zerfoss (16, 18)  
 Karl Zerfoss (13, 15, 16)  
 Tom Zerfoss (14)

## SEC COMPOSITE STANDING — 1933-1980

(Conference Games, Regular Season Only)

Team	No. Titles	Won	Lost	Pct.
Kentucky	32*	518	116	.817
Tennessee	6*	416	258	.617
Alabama	5* +	446	321	.578
Vanderbilt	2* +	393	308	.560
Louisiana State	4*	371	347	.517
Auburn	1	346	365	.487
Mississippi State	4*	311	415	.428
Mississippi	0	345	466	.425
Florida	0	271	380	.416
Georgia	0	251	445	.361
Georgia Tech (withdrew after '64)	1	201	207	.492
Tulane (withdrew after '66)	0	195	252	.436
Sewanee (withdrew after '40)	0	3	76	.036

\*Title shared with LSU in 1935, LSU in 1954, Mississippi State in 1962, Tennessee in 1972, Alabama in 1975, Tennessee in 1977.  
+ Vanderbilt and Alabama tied in 1974.

☆ ☆ ☆ ☆ ☆

### KENTUCKY IN THE SEC

Perhaps the greatest supremacy enjoyed by any team in any sport is reflected by Kentucky's basketball success in the Southeastern Conference since 1933. Against SEC teams in regular season, tournaments and playoffs, UK has annexed a record of 583 victories and lost only 125 — a winning average of 82.3 per cent. The 'Cats have won 32 league championships and hold over 60 team and individual records from regular season and tournament play. Only Tennessee, Vanderbilt, Alabama, LSU and Florida can boast of beating the Wildcats two in a row in the same season and only Mississippi State, Vanderbilt, Alabama and Tennessee are added to the exclusive club when the basis is widened to consecutive wins over two or more seasons. Kentucky's record against SEC teams since 1933, including non-conference games, is shown below.

	UK Won	Lost
Alabama	64	17
Auburn	45	8
Florida	43	11
Georgia	59	3
Louisiana State	48	9
Mississippi	55	2
Mississippi State	46	7
Tennessee	75	30
Vanderbilt	74	21
*Tulane	33	4
*Georgia Tech	43	10
*Sewanee	2	0

\*Former members.

☆ ☆ ☆ ☆ ☆

### FINAL SEC STANDINGS 1980-81

	W-L	Pct.
1. LSU	17-1	.944
2. Kentucky	15-3	.833
3. Tennessee	12-6	.667
4. Alabama	10-8	.556
5. Georgia	9-9	.500
6. Mississippi	8-10	.444
7. Vanderbilt	7-11	.389
8. Florida	5-13	.278
9. Auburn	4-14	.222
10. Mississippi State	3-15	.167

☆ ☆ ☆ ☆ ☆

### 1981 COACHES ALL-SEC BASKETBALL TEAM

Sam Bowie, Kentucky	Eddie Phillips, Alabama
Gary Carter, Tennessee	Elston Turner, Mississippi
Dale Ellis, Tennessee	Dominique Wilkins, Georgia
Durand Macklin, LSU	Ronnie Williams, Florida
Jeff Malone, Mississippi State	Howard Wood, Tennessee
Ethan Martin, LSU	

## HOME FLOOR LOSSES SINCE 1943

(Total of 47)

Date	Opponent	Score	Margin
Jan. 8, 1955	Georgia Tech	59-58	1
Dec. 10, 1955	Temple	73-61	12
Dec. 21, 1955	Dayton (UKIT)	89-74	15
Dec. 10, 1956	St. Louis	71-70	1
Mar. 16, 1957	Michigan State (NCAA)	80-68	12
Dec. 20, 1957	West Virginia (UKIT)	77-70	7
Dec. 19, 1959	West Virginia (UKIT)	79-70	9
Jan. 2, 1960	Georgia Tech	62-54	8
Feb. 27, 1960	Tennessee	65-63	2
Dec. 3, 1960	Florida State	63-58	5
Dec. 22, 1960	St. Louis (UKIT)	74-72*	2
Dec. 4, 1961	Southern California	79-77	2
Feb. 12, 1962	Mississippi State	49-44	5
Dec. 1, 1962	Virginia Tech	80-77	3
Dec. 17, 1962	North Carolina	68-66	2
Jan. 5, 1963	Georgia Tech	86-85†	1
Jan. 19, 1963	Tennessee	78-69*	9
Feb. 18, 1963	Vanderbilt	69-67	2
Mar. 2, 1964	St. Louis	67-60	7
Dec. 19, 1964	Illinois (UKIT)	91-86	5
Jan. 5, 1965	Vanderbilt	97-79	18
Dec. 5, 1966	Illinois	98-97*	1
Dec. 13, 1966	North Carolina	64-55	9
Dec. 17, 1966	Florida	78-75	3
Dec. 28, 1966	Cornell	92-77	15
Jan. 5, 1967	Vanderbilt	91-89*	2
Jan. 23, 1967	Tennessee	52-50†	2
Feb. 11, 1967	Mississippi State	77-72*	5
Mar. 16, 1968	Ohio State (NCAA)	82-81	1
Dec. 7, 1968	North Carolina	87-77	10
Dec. 19, 1970	Purdue (UKIT)	89-83	6
Dec. 13, 1971	Michigan State	91-85	6
Dec. 4, 1972	Iowa	79-66	13
Feb. 3, 1973	Vanderbilt	83-76	7
Jan. 28, 1974	Vanderbilt	82-65	17
Feb. 23, 1974	Alabama	94-71	23
Feb. 25, 1974	Florida	75-65	10
Jan. 10, 1976	Tennessee	90-88*	2
Dec. 18, 1976	Utah (UKIT) . . . . . Rupp Arena Era	70-68	2
Jan. 12, 1977	Tennessee	71-67*	4
Dec. 22, 1978	Texas A&M (UKIT)	73-69	4
Jan. 6, 1979	Louisiana State	93-89	4
Jan. 20, 1979	Tennessee	66-55	11
Mar. 7, 1979	Clemson (NIT)	68-67*	1
Jan. 12, 1980	Alabama	78-64	14
Jan. 28, 1980	Louisiana State	65-60	5
Mar. 13, 1980	Duke (NCAA)	55-54	1

\*One overtime period.

†Double overtime.

Average loss margin—6.5



## N.C.A.A. TOURNAMENT

(Record 26 Appearances — 5 Championships)

1981	Won 0, Lost 1.	Eliminated by Alabama-Birmingham in Mideast First Round.
1980	Won 1, Lost 1.	Eliminated by Duke in Mideast Regional Semi-Finals.
1978	NATIONAL CHAMPIONS.	
	Won 5, Lost 0.	Defeated Duke for title.
1977	Won 2, Lost 1.	Eliminated by North Carolina in East Regional Finals.
1975	Won 4, Lost 1.	Lost to UCLA in Championship Game.
1973	Won 1, Lost 1.	Eliminated by Indiana in Mideast Regional Finals.
1972	Won 1, Lost 1.	Eliminated by Florida State in Mideast Regional Finals.
1971	Won 0, Lost 2.	Eliminated by Western Kentucky in Mideast Regional first game.
1970	Won 1, Lost 1.	Eliminated by Jacksonville in Mideast Regional finals.
1969	Won 1, Lost 1.	Eliminated by Marquette in Mideast Regional first game.
1968	Won 1, Lost 1.	Eliminated by Ohio State in Regional finals.
1966	Won 3, Lost 1.	Lost to Texas Western in championship game.
1964	Won 0, Lost 2.	Eliminated by Ohio University in Mideast Regional first game.
1962	Won 1, Lost 1.	Eliminated by Ohio State in Mideast Regional finals.
1961	Won 1, Lost 1.	Eliminated by Ohio State in Mideast Regional finals.
1959	Won 1, Lost 1.	Eliminated by Louisville in Mideast Regional first round.
1958	NATIONAL CHAMPIONS.	
	Won 4, Lost 0.	Defeated Seattle for title.
1957	Won 1, Lost 1.	Eliminated by Michigan State in Midwest Regional finals.
1956	Won 1, Lost 1.	Eliminated by Iowa in Eastern Regional finals.
1955	Won 1, Lost 1.	Eliminated by Marquette in Eastern Regional first round.
1954		Withdrew after winning automatic berth as SEC champion.
1952	Won 1, Lost 1.	Eliminated by St. Johns in Eastern Regional finals.
1951	NATIONAL CHAMPIONS.	
	Won 4, Lost 0.	Defeated Kansas State for title.
1949	NATIONAL CHAMPIONS.	
	Won 3, Lost 0.	Defeated Oklahoma A&M for title.
1948	NATIONAL CHAMPIONS.	
	Won 3, Lost 0.	Defeated Baylor for title.
1945	Won 1, Lost 1.	Eliminated by Ohio State in first round.
1942	Won 1, Lost 1.	Eliminated by Dartmouth in second game.

(For Dates, Sites and Scores See All-Time Record Section)

☆ ☆ ☆ ☆ ☆

## SOUTHERN INTERCOLLEGIATE ATHLETIC ASSOCIATION (SIAA) TOURNAMENT

(Three Appearances — One Championship)

1924	Won 0, Lost 1.	Eliminated in first game by North Carolina.
1922	Won 1, Lost 1.	Eliminated in second game by Mercer.
1921	Won 4, Lost 0.	Defeated Georgia for championship.

☆ ☆ ☆ ☆ ☆

## SOUTHERN CONFERENCE TOURNAMENT

(Seven Appearances — No Championships)\*

1932	Won 1, Lost 1.	Eliminated in second game by North Carolina.
1931	Won 3, Lost 1.	Eliminated in finals by Maryland.
*Kentucky joined Southeastern Conference in 1933.		
1930	Won 2, Lost 1.	Eliminated in semi-finals by Duke.
1929	Won 1, Lost 1.	Eliminated in second game by Georgia.
1928	Won 2, Lost 1.	Eliminated in semi-finals by Mississippi.
1926	Won 2, Lost 1.	Eliminated in semi-finals by Miss A&M.
1925	Won 1, Lost 1.	Eliminated in second game by Georgia.

From Sports Illustrated — (Spring 1978)

### FOUR-STAR PRODUCTION

In case you ever doubted that folks in Kentucky worship basketball players, listen to this. Four seniors — Rick Robey, Jack Givens, James Lee and Mike Phillips — from Kentucky's 1978 NCAA championship team drew more than 100,000 emotional fans in 31 towns during a barnstorming tour of the state that ended last week. In Harlan an 85-year-old woman kissed each of the players, and in Carter County 13-year-old LaDonna Griffith broke down and cried when she had Robey autograph her basketball — for the second time.

Using fill-ins for the fifth man, the seniors competed against an AAU team managed by Scotty Baesler, a Lexington lawyer and former Kentucky player who had the foresight to begin scheduling the tour even before the Wildcats won the NCAA title. "Each of the UK players will make about \$10,000," says Baesler, who also set up pregame receptions, which fans gladly paid extra to attend.

## SUGAR BOWL TOURNAMENT

(Ten Appearances — Five Championships)

1963	Won 2, Lost 0.	Defeated Duke for championship.
1956	Won 2, Lost 0.	Defeated Houston for championship.
1951	Won 1, Lost 1.	Eliminated in finals by St. Louis.
		Defeated Syracuse in consolation game.
1950	Won 1, Lost 1.	Eliminated in first game by St. Louis.
1949	Won 2, Lost 0.	Defeated Bradley for championship.
1948	Won 1, Lost 1.	Eliminated in finals by St. Louis.
1946	Won 0, Lost 1.	Lost to Oklahoma A&M.
1940	Won 0, Lost 1.	Lost to Indiana.
1939	Won 1, Lost 0.	Defeated Ohio State for championship.
1937	Won 1, Lost 0.	Defeated Pittsburgh for championship.

(For Dates, Sites and Scores See All-Time Record Section)

☆ ☆ ☆ ☆ ☆

## NATIONAL INVITATION TOURNAMENT (NIT)

(Seven Appearances — Two Championships)

1979	Won 0, Lost 1.	Eliminated in first game by Clemson.
1976	Won 4, Lost 0.	Defeated UNCC for championship.
1950	Won 0, Lost 1.	Eliminated in first game by CCNY.
1949	Won 0, Lost 1.	Eliminated in first game by Loyola (Chicago).
1947	Won 2, Lost 1.	Eliminated by Utah in third game.
1946	Won 3, Lost 0.	Defeated Rhode Island for championship.
1944	Won 2, Lost 1.	Eliminated by St. John's in second game.
		Defeated Oklahoma A&M in consolation game.

(For Dates, Sites and Scores See All-Time Record Section)

☆ ☆ ☆ ☆ ☆

## OLYMPIC TRIALS TOURNAMENT

(One Appearance — Champions College Bracket)

1948	Won 2, Lost 1.	Qualified as NCAA Champion. Defeated Louisville and Baylor for championship College Bracket. Lost to AAU Champion Phillips Oilers in National Finals.
------	----------------	---

☆ ☆ ☆ ☆ ☆

## OLYMPIC GAMES)

(One Appearance — One World Championship)

1948	Won 8, Lost 0.	Kentucky participated along with the Phillip Oilers as the United States' basketball entry. Defeated France for the championship.
------	----------------	---

☆ ☆ ☆ ☆ ☆

## SOUTHEASTERN CONFERENCE (SEC) TOURNAMENT

(21 Appearances — Record 13 Championships)\*

1981	Won 0, Lost 1.	Eliminated in quarterfinals by Vanderbilt.
1980	Won 2, Lost 1.	Eliminated in finals by Louisiana State.
1979	Won 3, Lost 1.	Eliminated in finals by Tennessee.
1952	Won 4, Lost 0.	Defeated Louisiana State for championship.
1951	Won 3, Lost 1.	Eliminated in finals by Vanderbilt.
1950	Won 3, Lost 0.	Defeated Tennessee for championship.
1949	Won 4, Lost 0.	Defeated Tulane for championship.
1948	Won 4, Lost 0.	Defeated Georgia Tech for championship.
1947	Won 4, Lost 0.	Defeated Tulane for championship.
1946	Won 4, Lost 0.	Defeated Louisiana State for championship.
1945	Won 4, Lost 0.	Defeated Tennessee for championship.
1944	Won 3, Lost 0.	Defeated Tulane for championship.
1943	Won 3, Lost 1.	Eliminated in finals by Tennessee.
1942	Won 4, Lost 0.	Defeated Alabama for championship.
1941	Won 3, Lost 1.	Eliminated in finals by Tennessee.
1940	Won 3, Lost 0.	Defeated Georgia for championship.
1939	Won 3, Lost 0.	Defeated Tennessee for championship.
1938	Won 0, Lost 1.	Eliminated in first game by Tulane.
1937	Won 3, Lost 0.	Defeated Tennessee for championship.
1936	Won 1, Lost 1.	Eliminated in second game by Tennessee.
1935		No Tournament Held.
1934	Won 0, Lost 1.	Eliminated in first game by Florida.
1933	Won 4, Lost 0.	Defeated Mississippi State for championship.

\*Tournament resumed in 1979 for first time since 1952.



## ALL-SOUTHEASTERN CONFERENCE

(58 Players Chosen 105 Times)

Ellis Johnson (G) ..... 1933 Forest Sale (C) ..... 1933 John DeMoisey (F) ..... 1933, '34 Bill Davis (G) ..... 1934 Leroy Edwards (C) ..... 1935 Dave Lawrence (F) ..... 1935 Ralph Carlisle (F) ..... 1936, '37 Warfield Donohue (G) ..... 1937 Bernie Oppen (G) ..... 1938, '39 Layton Rouse (G) ..... 1940 Lee Huber (G) ..... 1941 James King (C) ..... 1941 Marvin Akers (F) ..... 1941, '43 Ermal Allen (F) ..... 1942 Melvin Brewer (C) ..... 1943 Bob Brannum (C) ..... 1944 Jack Parkinson (G) ..... 1944, '45, '46 Jack Tingle (F) ..... 1944, '45, '46, '47 Kenton Campbell (C) ..... 1945	Ralph Beard (G) ..... 1946, '47, '48, '49 Wallace Jones (F) .. 1946, '47, '48, '49 Joe Holland (F) ..... 1947 Alex Groza (C) ..... 1948, '49 Kenny Rollins (G) ..... 1947, '48 Jim Line (F) ..... 1950 Bill Spivey (C) ..... 1950, '51 Walt Hirsch (F) ..... 1951 Shelby Linville (F) ..... 1951 Bobby Watson (G) ..... 1951, '52 Frank Ramsey (G) ..... 1951, '52, '54 Cliff Hagan (C) ..... 1952, '54 Bill Evans (G-F) ..... 1955 Bob Burrow (C) ..... 1955, '56 Johnny Cox (F) ..... 1957, '58, '59 Vernon Hatton (G) ..... 1958 Don Mills (C) ..... 1960 Bill Lickert (F-G) ..... 1959, '60, '61 Larry Pursiful (G) ..... 1962	Cotton Nash (C-F) ..... 1962, '63, '64 Ted Deeken (F) ..... 1964 Tommy Kron (G) ..... 1965, '66 Pat Riley (F) ..... 1965, '66 Thad Jaracz (C-F) ..... 1966 Larry Conley (F) ..... 1966 Louie Dampier (G) ..... 1965, '66, '67 Mike Casey (G) ..... 1968, '69, '71 Dan Issel (C) ..... 1968, '69, '70 Mike Pratt (F) ..... 1969, '70 Larry Steele (F) ..... 1971 Tom Parker (F) ..... 1971, '72 Tom Payne (C) ..... 1971 Jim Andrews (C) ..... 1972, '73 Kevin Grevey (F) ..... 1973, '74, '75 Jack Givens (F) ..... 1976, '77, '78 Rick Robey (F) ..... 1977, '78 Kyle Macy (G) ..... 1978, '79, '80 Sam Bowie (C) ..... 1980, '81
---	--	--

☆ ☆ ☆ ☆ ☆ ☆ ☆ ☆ ☆ ☆

## ALL-NCAA TOURNAMENT

*Alex Groza (C) ..... 1948, '49 Bill Spivey (C) ..... 1951 Shelby Linville (F) ..... 1951 Vernon Hatton (G) ..... 1958	Johnny Cox (F) ..... 1958 Pat Riley (F) ..... 1966 Louie Dampier (G) ..... 1966 Kevin Grevey (F) ..... 1975	*Jack Givens (F) ..... 1978 Rick Robey (F) ..... 1978 *Chosen Most Valuable Player
---	--	--

☆ ☆ ☆ ☆ ☆ ☆ ☆ ☆ ☆ ☆

## (REGIONAL)

Larry Pursiful (G) ..... 1962 *Alex Groza (C) ..... 1948, '49 Bill Spivey (C) ..... 1951 Bob Burrow (C) ..... 1955, '56 Gayle Rose ..... 1955 Vernon Hatton (G) ..... 1958 Johnny Cox (F) ..... 1957, '58, '59	Bill Lickert (F) ..... 1961 Cotton Nash (C-F) ..... 1962 *Pat Riley (F) ..... 1966 Louie Dampier (G) ..... 1966 Mike Casey (G) ..... 1968 Dan Issel (C) ..... 1968, '69, '70 Jim Andrews (C) ..... 1972, '73	Mike Flynn (G) ..... 1975 Jimmy Dan Conner (G) ..... 1975 Jack Givens (F) ..... 1977, '78 Mike Phillips (C) ..... 1978 *Kyle Macy (G) ..... 1978 Fred Cowan (F) ..... 1980 *Chosen Most Valuable Player
--	--	---

☆ ☆ ☆ ☆ ☆ ☆ ☆ ☆ ☆ ☆

## KENTUCKY ACADEMIC ALL-AMERICANS

Louie Dampier	Guard	1966-67
Dan Issel	Center	1970
Mike Pratt	Forward	1970
Mike Casey	Guard	1971
Bob Guyette	Forward	1975
Jimmy Dan Conner	Guard	1975
Kyle Macy	Guard	1979

## ALL-SOUTHERN CONFERENCE

Paul Jenkins (G)	1926
Carey Spicer (G)	1929-'31
Louis McGinnis (F)	1931
George Yates (G)	1931
Ellis Johnson (C-F)	1932

☆ ☆ ☆ ☆ ☆

## KENTUCKY ACADEMIC ALL-SOUTHEASTERN CONFERENCE

Roy Roberts	Forward	1962
Larry Conley	Guard	1964, 65
Louie Dampier	Guard	1966, 67
Cliff Berger	Center	1966, 68
Mike Pratt	Forward	1970
Dan Issel	Center	1970
Mike Casey	Forward	1971
Tom Parker	Center	1971
Bob Guyette	Center	1974
Jimmy Dan Conner	Guard	1975
Kyle Macy	Guard	1979
Chuck Verderber	Forward	1980, '81

**Basketball Trivia** — Who are the top two career scorers in the now defunct American Basketball Association (ABA) (1967-76)? *Answer: Two former Kentucky All-Americans! The leader is Louie Dampier, who scored 13,726 points, average of 18.9 in nine years with the Kentucky Colonels, and second, Dan Issel, who scored 12,823 points, average of 25.6 (3rd best) in six years with the Kentucky Colonels and Denver Nuggets.*

# Fame Comes To The Wildcats

## OLYMPIC GOLD MEDAL WINNERS

(With seven players winning the coveted medal for Olympic participation, the University of Kentucky leads the nation in honorees.)

Wallace Jones	1948
Cliff Barker	1948
Ralph Beard	1948
Alex Groza	1948
Kenny Rollins	1948
Billy Evans	1956
Adrian Smith	1960
Sam Bowie	1980*

\*United States boycotted the Moscow Games. Bowie awarded a medal by President Carter.



## PAN AMERICAN GOLD MEDAL WINNERS

Rick Robey	1975
Kyle Macy	1979



## CHANDLER TROPHY

(Donated annually by Radio Station WVLC of Lexington in honor of A. B. (Happy) Chandler, two-time Governor of Kentucky and former Commissioner of Baseball. This trophy is awarded to the basketball player chosen by a secret committee as best exemplifying the qualities of leadership, scholarship, character and ability.)

1981	Chuck Verderber
1980	Kyle Macy
1979	Kyle Macy
1978	Kyle Macy
1977	Rick Robey
1976	Jack Givens
1975	Jimmy Dan Conner
1974	Bob Guyette
1973	Kevin Grevey
1972	Stan Key
1971	Larry Steele
1970	Dan Issel
1969	Dan Issel
1968 (tie)	Thad Jaracz, Cliff Berger
1967 (tie)	Louie Dampier, Pat Riley
1966 (tie)	Larry Conley, Tommy Kron
1965	Terry Mobley
1964	Larry Conley
1963	Roy Roberts
1962	Larry Pursiful
1961	Dick Parsons

1960	Dick Parsons
1959	Johnny Cox
1958	Vernon Hatton
1957	Ed Beck
1956	Bob Burrow
1955	Bill Evans
1954	Frank Ramsey
1953	Not awarded
1952	Frank Ramsey
1951	Frank Ramsey



## KENTUCKY CENTRAL INSURANCE COMPANIES TROPHY

(Given annually by Kentucky Central, Lexington, to the player chosen by a secret committee as most valuable to his team.)

1981 (tie)	Sam Bowie, Dirk Minniefield
1980	Kyle Macy
1979	Kyle Macy
1978 (tie)	Jack Givens, Rick Robey
1977	Jack Givens
1976 (tie)	Jack Givens, Mike Phillips
1975	Kevin Grevey
1974	Kevin Grevey
1973	Jim Andrews
1972	Tom Parker
1971	Larry Steele
1970 (tie)	Dan Issel, Mike Pratt
1969	Dan Issel

1968	Mike Casey
1967 (tie)	Louie Dampier, Pat Riley
1966 (tie)	Pat Riley, Louie Dampier
1965	Pat Riley
1964 (tie)	Cotton Nash, Larry Conley
1963	Ted Deeken
1962	Cotton Nash



## FRANK SEALE AWARD

(Presented by Athletics Alumnus Frank Seale to Outstanding Senior)

1981	Fred Cowan
1980	Kyle Macy
1979	Truman Claytor
1978 (tie)	Jack Givens, Rick Robey
1977	Larry Johnson
1976	Reggie Warford
1975	Kevin Grevey
1974	Ronnie Lyons
1973	Jim Andrews
1972	Tom Parker
1971	Mike Casey
1970	Dan Issel
1969	Phil Argento
1968	Thad Jaracz
1967 (tie)	Louie Dampier, Pat Riley
1966 (tie)	Larry Conley, Tommy Kron
1965	John Adams



## JOE B. HALL TROPHY

(Donated by Joe B. Hall to UK's Best Varsity Free Throw Shooter)

1981	Dirk Minniefield	55 of 63—87.3%
1980	Kyle Macy	104 of 114—91.2%
1979	Kyle Macy	112 of 129—86.8%
1978	Kyle Macy	115 of 129—89.2%
1977	Jack Givens	94 of 113—83.2%
1976	Jack Givens	116 of 140—82.9%
1975	Rick Robey	51 of 63—81.0%
1974	Kevin Grevey	83 of 100—83.0%
1973	Steve Lochmueller	33 of 38—86.8%



## ADOLPH F. RUPP TROPHY

(Donated by Adolph Rupp to UK's Best Varsity Free Throw Shooter — Retired in 1972)

1972	Ronnie Lyons (G)	70 of 80—87.5%
1971	Kent Hollenbeck (G)	82 of 93—88.2%
1970	Larry Steele (F)	45 of 49—91.8%
1969	Phil Argento (G)	47 of 61—77.0%
1968	Mike Casey (G)	79 of 96—82.3%
1967	Louie Dampier (G)	99 of 119—87.2%
1966	Tommy Kron (G)	57 of 67—85.1%
1965	Louie Dampier (G)	84 of 100—84.0%
1964	Tommy Kron (G)	28 of 34—82.3%
1963	Scotty Baesler (G)	59 of 69—85.5%
1962	Larry Pursiful (G)	89 of 109—81.6%

**HARRY C. LANCASTER AWARD**

(Presented by Dawahare's of Kentucky to Varsity Starter Committing Fewest Turnovers for Time Played)

- 1981 ..... Charles Hurt (31)
- 1980 ..... Kyle Macy (60)
- 1979 ..... Kyle Macy (63)
- 1978 ..... Jack Givens (52)
- 1977 ..... Jack Givens (53)
- 1976 ..... Reggie Warford (46)
- 1975 ..... Bob Guyette (50)
- 1974 ..... Ronnie Lyons (37)
- 1973 ..... Ronnie Lyons (46)



**JAYCEES FRESHMAN LEADERSHIP AWARD**

(Presented by Lexington Junior Chamber of Commerce to Freshman Chosen for Leadership on and off the Court.)

- 1981 ..... Dicky Beal
- 1980 (tie) ..... Derrick Hord, Charles Hurt
- 1979 ..... Chuck Verderber
- 1978 ..... Fred Cowan
- 1977 ..... Tim Stephens
- 1976 ..... Dwane Casey
- 1975 ..... Rick Robey
- 1974 ..... Merion Haskins
- 1973 ..... Reggie Warford
- 1972 ..... Jimmy Dan Conner
- 1971 ..... Ronnie Lyons
- 1970 ..... Doug Flynn
- 1969 ..... Randy Noll
- 1968 ..... Greg Starrick
- 1967 ..... Dan Issel
- 1966 ..... Phil Argento
- 1965 ..... Jim LeMaster



**K-MEN'S SCHOLASTIC AWARD**

(Given by K-Men's Association in Memory of Sam Huey to the Team's Top Scholar Athlete Over Four-Year Period)

- 1981 ..... Chris Gettelfinger
- 1980 ..... Kyle Macy
- 1979 ..... Dwane Casey
- 1978 ..... Jack Givens
- 1977 ..... Merion Haskins
- 1976 ..... Reggie Warford
- 1975 ..... Bob Guyette
- 1974 ..... Ray Edelman
- 1973 ..... Dan Perry
- 1972 ..... Tom Parker
- 1971 ..... Jim Dinwiddie
- 1970 ..... Dan Issel
- 1969 ..... Phil Argento
- 1968 ..... Cliff Berger
- 1967 ..... Louie Dampier
- 1966 ..... Tommy Kron



*Basil Hayden, who became the University of Kentucky's first basketball All-American in 1921, coached the Wildcats during the 1926-27 season, becoming the first UK alumnus to return as coach. Forty-six years later, Joe B. Hall, who was on the 1948-49 UK squad, became the second alumnus coach at UK.*

**CLAUDE SULLIVAN MEMORIAL AWARD**

(Presented by the Committee of 101 to the Varsity Leader in Assists)

- 1981 ..... Dirk Minniefield (151)
- 1980 ..... Kyle Macy (163)
- 1979 ..... Kyle Macy (129)
- 1978 ..... Kyle Macy (178)
- 1977 ..... Larry Johnson (143)
- 1976 ..... Larry Johnson (98)
- 1975 (tie) ..... Jimmy Dan Conner, Mike Flynn (106)
- 1974 ..... Mike Flynn (83)
- 1973 ..... Jimmy Dan Conner (83)
- 1972 ..... Stan Key (89)
- 1971 ..... Larry Steele (93)
- 1970 ..... Mike Pratt (99)
- 1969 ..... Mike Casey (129)
- 1968 ..... Mike Pratt (82)
- 1967 ..... Pat Riley (68)
- 1966 ..... Larry Conley (100)



**FIRST SECURITY BANK AWARD**

(Given by First Security National Bank to Leading Varsity Rebounder)

- 1981 ..... Sam Bowie (254)
- 1980 ..... Sam Bowie (276)
- 1979 ..... LaVon Williams (213)
- 1978 ..... Rick Robey (261)
- 1977 ..... Rick Robey (273)
- 1976 ..... Mike Phillips (295)
- 1975 ..... Rick Robey (214)
- 1974 ..... Bob Guyette (205)
- 1973 ..... Jim Andrews (348)
- 1972 ..... Jim Andrews (315)
- 1971 ..... Tom Payne (283)
- 1970 ..... Dan Isse! (369)
- 1969 ..... Dan Issel (321)
- 1968 ..... Dan Issel (428)
- 1967 ..... Thad Jaracz (215)
- 1966 ..... Pat Riley (259)
- 1965 ..... John Adams (214)



**CENTRAL KENTUCKY NEWS CO. AWARD**

(Presented 1981 by Stephen F. Rardin to Outstanding Varsity Defensive Player)

- 1981 ..... Dirk Minniefield
- 1980 ..... Dirk Minniefield
- 1979 ..... Truman Claytor
- 1978 ..... Truman Claytor
- 1977 ..... Larry Johnson
- 1976 ..... Larry Johnson
- 1975 ..... Mike Flynn
- 1974 ..... Larry Johnson
- 1973 ..... Mike Flynn

**KIWANIS 110 PERCENTER AWARD**

(Given annually by the Kiwanis Clubs of Lexington to the player demonstrating effort beyond the call of duty.)

- 1981 ..... Chuck Verderber
- 1980 (tie) ..... Jay Shidler, LaVon Williams
- 1979 (tie) ..... Dwight Anderson, LaVon Williams
- 1978 ..... Dwane Casey
- 1977 ..... Larry Johnson
- 1976 ..... Reggie Warford
- 1975 ..... Larry Johnson
- 1974 ..... Jerry Hale
- 1973 ..... Ronnie Lyons
- 1972 ..... Larry Stamper
- 1971 ..... Larry Steele
- 1970 ..... Coach Adolph Rupp
- 1969 ..... Mike Pratt
- 1968 ..... Mike Casey
- 1967 ..... Brad Boundr
- 1966 ..... Larry Conley
- 1965 ..... Pat Riley
- 1964 ..... Larry Conley
- 1963 ..... Roy Roberts
- 1962 ..... Carroll Burchett



**NAISMITH BASKETBALL HALL OF FAME**

- 1978 ..... Cliff Hagan (Player)
- 1969 ..... Adolph Rupp (Coach)



**TENNESSEE CLUB SEC AWARDS**

- 1970 ..... Dan Issel, Rebounder
- 1967 ..... Louie Dampier, Shooter
- 1968 ..... Cliff Berger, Academic
- 1967 ..... Pat Riley, Sportsmanship



**SHIVELY MEMORIAL PLAQUE**


(Presented by Notre Dame University in Memory of the late UK Athletic Director, Bernie Shively, to Most Valuable Player in Kentucky-Notre Dame Game.)

- 1980 ..... Kelly Tripucka (Notre Dame)
- 1979 ..... Kyle Macy (Kentucky)
- 1978 ..... Dwight Anderson (Kentucky)
- 1977 ..... Kyle Macy (Kentucky)
- 1976 ..... Jack Givens (Kentucky)
- 1975 ..... Truman Claytor, (Kentucky), Adrian Dantley (Notre Dame)
- 1974 ..... Larry Johnson (Kentucky)
- 1973 ..... John Shumate (Notre Dame)
- 1972 ..... Jim Andrews (Kentucky)
- 1971 ..... Tom Parker (Kentucky)
- 1970 ..... Austin Carr (Notre Dame)
- 1969 ..... Mike Pratt (Kentucky)
- 1968 ..... Phil Argento (Kentucky)
- 1967 ..... Mike Casey (Kentucky)

# UNIVERSITY OF KENTUCKY ALL-AMERICANS

(29 Players Chosen 46 Times)


\* Consensus; + Second Team Consensus




BASIL HAYDEN  
Forward—1921  
Paris High School  
Paris, Ky.



BURGESS CAREY  
Guard—1925  
Lexington Senior High School  
Lexington, Ky.




CAREY SPICER  
Forward—1929,30  
Lexington Senior High School  
Lexington, Ky.




PAUL McBRAYNER  
Guard—1930  
Kavanaugh High School  
Lawrenceburg, Ky.



FOREST SALE  
Center-Forward—1932,33  
Kavanaugh High School  
Lawrenceburg, Ky.



ELLIS JOHNSON  
Guard—1933  
Ashland High School  
Ashland, Ky.




JOHN DeMOISEY  
Center—1934  
Walton High School  
Walton, Ky.




LeROY EDWARDS  
Center—1935  
Tech High School  
Indianapolis, Ind.



BERNARD OPPER  
Guard—1939  
Morris High School  
New York, N.Y.




LEE HUBER  
Guard—1940,41  
St. Xavier High School  
Louisville, Ky.




BOB BRANNUM  
Center—1944  
Winfield High School  
Winfield, Kan.




JACK PARKINSON  
Guard—1946  
Yorktown High School  
Yorktown, Ind.



RALPH BEARD  
Guard—1947,48\*,49\*  
Male High School  
Louisville, Ky.




ALEX GROZA  
Center—1947,48 + ,49\*  
Martins Ferry High School  
Martins Ferry, Ohio




**WALLACE JONES**  
Forward—1949 +  
Harlan High School  
Harlan, Ky.



**BILL SPIVEY**  
Center—1951\*  
Warner Robbins High School  
Warner Robbins, Ga.




**CLIFF HAGAN**  
Center—1952\*, 54\*  
Owensboro High School  
Owensboro, Ky.



**FRANK RAMSEY**  
Guard—1952, 54 +  
Madisonville High School  
Madisonville, Ky.



**BOB BURROW**  
Center—1956 +  
Wells High School  
Wells, Texas




**VERNON HATTON**  
Guard—1958  
Lafayette High School  
Lexington, Ky.



**JOHNNY COX**  
Forward—1959\*  
Hazard High School  
Hazard, Ky.



**COTTON NASH**  
Center-Forward—1962 + .63 + .64\*  
Lake Charles High School  
Lake Charles, La.




**PAT RILEY**  
Forward—1966  
Linton High School  
Schenectady, N.Y.




**LOUIE DAMPIER**  
Guard—1966 +  
Southport High School  
Indianapolis, Ind.



**DAN ISSEL**  
Center—1969, 70\*  
Batavia High School  
Batavia, Ill.




**KEVIN GREVEY**  
Forward—1974, 75  
Taft High School  
Hamilton, Ohio




**JACK GIVENS**  
Forward—1976,77,78  
Bryan Station High School  
Lexington, Ky.



**RICK ROBEY**  
Forward-Center—1977,78  
Brother Martin High School  
New Orleans, La.



**KYLE MACY**  
Guard—1979,80\*  
Peru High School  
Peru, Ind.



**SAM BOWIE**  
Center—1981  
Lebanon High School  
Lebanon, Pa.

# Kentucky Basketball Modern Record

**1945-46 SEASON** — Won 28, Lost 2  
 NIT Champions  
 SEC Champions (Tournament)\*  
 —Leading Scorers—  
 Jack Parkinson (6-0 Jr. G) ..... 11.3  
 Wallace Jones (6-4 Fr. F) ..... 9.7  
 Ralph Beard (5-10½ Fr. G) ..... 9.3  
 Jack Tingle (6-3 Jr. F) ..... 9.2  
 Wilbur Schu (6-4 Sr. F) ..... 7.7

**1946-47 SEASON** — Won 34, Lost 3  
 NIT Runner-up  
 SEC Champions (Tournament)  
 —Leading Scorers—  
 Alex Groza (6-7 Fr. G-F) ..... 393 Pts.\*  
 Ralph Beard (5-10½ Soph. G) ..... 392 Pts.  
 Kenneth Rollins (6-0 Jr. G) ..... 310 Pts.  
 Joe Holland (6-4 Sr. F) ..... 224 Pts.  
 Wallace Jones (6-4 Soph. C) ..... 217 Pts.  
 \*No record of number of games played by each man. Averages cannot be determined.

**1947-48 SEASON** — Won 36, Lost 3  
 World Champions (Olympic Games)  
 SEC Champions (Tournament)  
 National Champions  
 (NCAA Tournament)  
 —Leading Scorers—  
 Alex Groza (6-7 Jr. C) ..... 12.5  
 (488 TP in 39 Games)  
 Ralph Beard (5-10½ Jr. G) ..... 12.5  
 (476 TP in 38 Games)  
 Wallace Jones (6-4 Jr. F-C) ..... 9.3  
 James Line (6-2 Soph. F) ..... 6.9  
 Kenneth Rollins (6.0 Sr. G) ..... 6.6

**1948-49 SEASON** — Won 32, Lost 2  
 National Champions  
 (NCAA Tournament)  
 SEC Champions (Tournament)  
 Ranked 1st Nationally AP  
 Runner-up Sugar Bowl  
 Loser NIT in Attempted "Grand Slam"  
 —Leading Scorers—  
 Alex Groza (6-7 Sr. C) ..... 20.5  
 Ralph Beard (5-10½ Sr. G) ..... 10.8  
 Wallace Jones (6-4 Sr. F-C) ..... 9.6  
 Cliff Barker (6-2 Sr. G-F) ..... 7.3  
 Dale Barnstable (6-3 Jr. F-G) ..... 6.1

**1949-50 SEASON** — Won 25, Lost 5  
 SEC Champions (Tournament)  
 Sugar Bowl Champions  
 NIT Participant (0-1)  
 Ranked 3rd Nationally AP  
 —Leading Scorers—  
 Bill Spivey (7-0 Soph. C) ..... 19.3  
 Jim Line (6-2 Sr. F) ..... 13.1  
 Walt Hirsch (6-4 Jr. F) ..... 9.9  
 Bobby Watson (5-10 Soph. G) ..... 7.5  
 Dale Barnstable (6-3 Sr. G) ..... 5.9

**1950-51 SEASON** — Won 32, Lost 2  
 National Champions  
 (NCAA Tournament)  
 SEC Champions  
 Ranked 1st Nationally AP-UPI  
 Third Sugar Bowl Tournament  
 —Leading Scorers—  
 Bill Spivey (7-0 Jr. C) ..... 19.2  
 Shelby Linville (6-5 Jr. F) ..... 10.4  
 Bobby Watson (5-10 Jr. G) ..... 10.4  
 Frank Ramsey (6-3 Soph. G) ..... 10.1  
 Walt Hirsch (6-3 Sr. F) ..... 9.1

**1951-52 SEASON** — Won 29, Lost 3  
 Ranked 1st Nationally AP-UPI  
 SEC Championship (14-0)  
 NCAA Tournament Participant (1-1)  
 Runner-up Sugar Bowl  
 —Leading Scorers—  
 Cliff Hagan (6-4 Jr. C) ..... 21.6  
 Frank Ramsey (6-3 Jr. G) ..... 15.9  
 Bobby Watson (5-10 Sr. G) ..... 13.1  
 Lou Tsiioropoulos (6-5 Jr. F) ..... 7.9  
 Lucian Whitaker (6-0 Sr. F) ..... 7.8

**1952-53 SEASON**  
 (No Schedule Played)

**1953-54 SEASON** — Won 25, Lost 0  
 Ranked 1st Nationally AP, 2nd UPI  
 UKIT Champions  
 SEC Champions (14-0)  
 Declined NCAA Berth  
 —Leading Scorers—  
 Cliff Hagan (6-4 Sr. C) ..... 24.0  
 Frank Ramsey (6-3 Sr. G) ..... 19.6  
 Lou Tsiioropoulos (6-5 Sr. F) ..... 14.5  
 Billy Evans (6-1 Jr. F) ..... 8.4  
 Gayle Rose (6-0 Jr. G) ..... 6.7

**1954-55 SEASON** — Won 23, Lost 3  
 NCAA Tournament Participant (1-1)  
 UKIT Champions  
 SEC Champions (12-2)  
 Ranked 2nd Nationally AP, UPI  
 —Leading Scorers—  
 Bob Burrow (6-7 Jr. C) ..... 19.0  
 Billy Evans (6-1 Sr. G) ..... 13.9  
 Jerry Bird (6-6 Jr. F) ..... 10.7  
 Phil Grawemeyer (6-7½ Jr. F) ..... 13.0\*  
 Gayle Rose (6-0 Sr. G) ..... 7.4  
 \*Grawemeyer ranked 4th in total points with 260 in 20 games. Broke leg against DePaul and missed last six games.

**1955-56 SEASON** — Won 20, Lost 6  
 Ranked 9th Nationally AP  
 Second SEC (12-2)  
 NCAA Tournament Participant (1-1)  
 UKIT Runner-up  
 —Leading Scorers—  
 Bob Burrow (6-7 Sr. C) ..... 21.1  
 Jerry Bird (6-6 Sr. F) ..... 16.2  
 Vernon Hatton (6-3 Soph. G) ..... 13.3  
 Gerry Calvert (5-11 Jr. G) ..... 11.2  
 Phil Grawemeyer (6-7½ Sr. F) ..... 8.4

**1956-57 SEASON** — Won 23, Lost 5  
 Ranked 3rd Nationally AP, UPI  
 UKIT Champions  
 SEC Champions (12-2)  
 Sugar Bowl Champions  
 NCAA Tournament Participant (1-1)  
 —Leading Scorers—  
 Johnny Cox (6-4 Soph. F) ..... 19.4  
 Gerry Calvert (5-11 Sr. G) ..... 15.2  
 Vernon Hatton (6-3 Sr. F) ..... 14.8  
 John Crigler (6-3 Jr. F) ..... 10.3  
 Ed Beck (6-7 Jr. C) ..... 9.5

**1957-58 SEASON** — Won 23, Lost 6  
 National Champions  
 (NCAA Tournament)  
 SEC Champions (12-2)  
 Ranked 9th Nationally AP, 14th UPI  
 UKIT Participant (1-1)  
 —Leading Scorers—  
 Vernon Hatton (6-3 Sr. G) ..... 17.1  
 Johnny Cox (6-4 Jr. F) ..... 14.9  
 John Crigler (6-3 Sr. F) ..... 13.6  
 Adrian Smith (6-0 Sr. G) ..... 12.4  
 Ed Beck (6-7 Sr. C) ..... 5.6

**1958-59 SEASON** — Won 24, Lost 3  
 NCAA Tournament Participant (1-1)  
 UKIT Champions  
 Second SEC (12-2)  
 Ranked 2nd Nationally  
 —Leading Scorers—  
 Johnny Cox (6-4 Sr. F) ..... 17.9  
 Billy Ray Lickert (6-3 Soph. G) ..... 13.5  
 Bennie Coffman (6-0 Jr. G) ..... 10.7  
 Don Mills (6-6 Jr. C) ..... 10.5  
 Sid Cohen (6-1 Jr. G) ..... 8.1  
 Dickie Parsons (5-10 Soph. G) ..... 8.0

**1959-60 SEASON** — Won 19, Lost 7  
 Third SEC (10-4)  
 UKIT Runner-up  
 —Leading Scorers—  
 Billy Ray Lickert (6-3 Jr. F-G) ..... 14.4  
 Don Mills (6-6 Sr. C-F) ..... 12.7  
 Sid Cohen (6-1 Sr. G) ..... 10.7  
 Bennie Coffman (6-0 Sr. G) ..... 10.2  
 Ned Jennings (6-9 Jr. C) ..... 8.8

**1960-61 SEASON** — Won 19, Lost 9  
 NCAA Tournament Participant (1-1)  
 UKIT Runner-up  
 Second SEC (10-4)  
 Ranked 18th Nationally UPI  
 —Leading Scorers—  
 Billy Ray Lickert (6-3 Sr. F-G) ..... 16.0  
 Roger Newman (6-4 Sr. F-G) ..... 14.1  
 Larry Pursiful (6-1 Jr. G) ..... 13.4  
 Ned Jennings (6-9 Sr. C) ..... 11.5  
 Carrol Burchett (6-4 Jr. F-C) ..... 5.1

**1961-62 SEASON**  
 Won 23, Lost 3  
 UKIT Champions  
 SEC Co-Champions (13-1)  
 NCAA Tournament Participant (1-1)  
 Ranked 3rd Nationally AP, UPI  
 —Leading Scorers—  
 Cotton Nash (6-5 Soph. C-F) ..... 23.4  
 Larry Pursiful (6-1 Sr. G) ..... 19.1  
 Carrol Burchett (6-4 Sr. C-F) ..... 11.2  
 Scotty Baesler (6-0 Jr. G) ..... 10.9  
 Roy Roberts (6-4 Jr. F) ..... 7.0

**1962-63 SEASON** — Won 16, Lost 9  
 Fifth SEC (8-6)  
 UKIT Champions  
 —Leading Scorers—  
 Cotton Nash (6-5 Jr. F-C) ..... 20.6  
 \*Charles Ishmael (6-5 Jr. G) ..... 11.1  
 Ted Deeken (6-3½ Jr. F) ..... 9.8

Scotty Baesler (5-11½ Sr. G) ..... 9.7  
 Roy Roberts (6-4 Sr. F) ..... 9.0  
 \*Ineligible second semester

**1963-64 SEASON** — Won 21, Lost 6  
 UKIT and Sugar Bowl Champions  
 SEC Champions (11-3)  
 Ranked 3rd UPI, 4th AP Nationally  
 NCAA Tournament Participant (0-2)  
 —Leading Scorers—  
 Cotton Nash (6-5 Sr. C-F) ..... 24.0  
 Ted Deeken (6-3½ Sr. F) ..... 18.5  
 Larry Conley (6-3 Soph. F-O) ..... 12.2  
 Terry Mobley (6-2½ Jr. G) ..... 9.4  
 Randy Embry (5-11 Jr. G) ..... 7.2

**1964-65 SEASON** — Won 15, Lost 10  
 5th SEC (10-6)  
 Unranked in Polls  
 UKIT Runner-up  
 —Leading Scorers—  
 Louie Dampier (6-0 Soph. G) ..... 17.0  
 Pat Riley (6-4 Soph. F) ..... 15.0  
 Tommy Kron (6-5 Jr. G-F) ..... 12.3  
 Larry Adams (6-7 Sr. C) ..... 11.8  
 Larry Conley (6-3 Jr. F) ..... 11.6

**1965-66 SEASON** — Won 27, Lost 2  
 SEC Champions (15-1)  
 UKIT Champions  
 Ranked First Nationally in Polls  
 National Runner-up in NCAA  
 —Leading Scorers—  
 Pat Riley (6-4 Jr. F) ..... 21.9  
 Louie Dampier (6-0 Jr. G) ..... 21.1  
 Thad Jaracz (6-5 Soph. C) ..... 13.2  
 Larry Conley (6-3 Sr. F) ..... 11.5  
 Tommy Kron (6-5 Sr. G) ..... 10.2

**1966-67 SEASON**  
 Won 13, Lost 13 (Worst under Rupp)  
 Tied 5th SEC (8-10) Unranked in Polls  
 UKIT Champions  
 —Leading Scorers—  
 Louie Dampier (6-0 Sr. G) ..... 20.6  
 Pat Riley (6-3 Sr. F) ..... 17.4  
 Thad Jaracz (6-5 Jr. C-F) ..... 11.3  
 Cliff Berger (6-8 Jr. C) ..... 11.3  
 Phil Argento (6-0 Soph. G) ..... 5.2

**1967-68 SEASON**  
 Won 22, Lost 5  
 Ranked 4th in Polls  
 SEC Champions (15-3)  
 UKIT Champions  
 —Leading Scorers—  
 Mike Casey (6-4 Soph. G) ..... 20.1  
 Dan Issel (6-8 Soph. C) ..... 16.4  
 Mike Pratt (6-4 Soph. F) ..... 14.1  
 Thad Jaracz (6-5 Sr. F) ..... 11.3  
 Phil Argento (6-2 Jr. G) ..... 12.3

**1968-69 SEASON**  
 Won 23, Lost 5  
 Ranked 7th in Polls  
 SEC Champions (16-2)  
 UKIT Champions  
 —Leading Scorers—  
 Dan Issel (6-8 Jr. C) ..... 26.6  
 Mike Casey (6-4 Jr. G) ..... 19.1  
 Mike Pratt (6-4 Jr. F) ..... 16.9  
 Phil Argento (6-2 Sr. G) ..... 10.0  
 Larry Steele (6-5 Sr. F) ..... 8.6

**1969-70 SEASON** — Won 26, Lost 2  
 SEC Champions (17-1)  
 UKIT Champions  
 Ranked First Nationally in Polls  
 —Leading Scorers—  
 Dan Issel (6-8 Sr. C) ..... 33.9  
 Mike Pratt (6-4 Sr. G) ..... 19.3  
 Tom Parker (6-6 Soph. F) ..... 10.4  
 Larry Steele (6-5 Jr. G) ..... 9.8  
 Terry Mills (6-2 Jr. G) ..... 9.1

**1970-71 SEASON** — Won 22, Lost 6  
 SEC Champions (16-2)  
 UKIT Runner-up  
 Ranked 10th AP  
 —Leading Scorers—  
 Tom Parker (6-7 Jr. F) ..... 17.6  
 Mike Casey (6-4 Sr. G) ..... 17.0  
 Tom Payne (7-2 So. C) ..... 16.9  
 Kent Hollenbeck (6-4 Jr. G) ..... 14.0  
 Larry Steele (6-5 Sr. F) ..... 13.1

**1971-72 SEASON** — Won 21, Lost 7  
 SEC Champions (14-4)  
 UKIT Champions  
 Ranked 14th UPI and 18th AP  
 —Leading Scorers—  
 Jim Andrews (6-11 Jr. C) ..... 21.5  
 Tom Parker (6-7 Sr. F) ..... 18.0  
 Ronnie Lyons (5-10 So. G) ..... 13.2  
 Stan Key (6-3 Sr. G) ..... 12.5  
 Larry Stamper (6-6 Jr. F) ..... 10.3

**1972-73 SEASON** — Won 20, Lost 8  
 SEC Champions (14-4)  
 UKIT Champions  
 Ranked 15th UPI and 17th AP  
 —Leading Scorers—  
 Jim Andrews (6-11 Sr. C) ..... 20.1  
 Kevin Grevey (6-5 So. F) ..... 18.7  
 Jimmy Dan Conner (6-4 So. G-F) ..... 11.2  
 Ronnie Lyons (5-10 Jr. G) ..... 9.2  
 Mike Flynn (6-3 So. G) ..... 9.1

**1973-74 SEASON** — Won 13, Lost 13  
 UKIT Champions  
 Tied 4th SEC (9-9)  
 Unranked in Polls  
 —Leading Scorers—  
 Kevin Grevey (6-5 Jr. F) ..... 21.9  
 Bob Guyette (6-9 Jr. C) ..... 12.7  
 Jimmy Dan Conner (6-4 Jr. F-G) ..... 12.0  
 Mike Flynn (6-3 Jr. G) ..... 11.5  
 Ronnie Lyons (5-10 Sr. G) ..... 7.8

**1974-75 SEASON** — Won 26, Lost 5  
 SEC Co-Champions (15-3)  
 UKIT Champions  
 National Runner-up in NCAA  
 Ranked 2nd AP and 4th UPI  
 —Leading Scorers—  
 Kevin Grevey (6-5 Sr. F) ..... 23.6  
 Jimmy Dan Conner (6-4 Sr. G) ..... 12.4  
 Rick Robey (6-10 Fr. C) ..... 10.4  
 Jack Givens (6-4 Fr. F) ..... 9.4  
 Mike Flynn (6-3 Sr. G) ..... 9.0  
 Bob Guyette (6-9 Sr. F) ..... 8.6

**1975-76 SEASON** — Won 20, Lost 10  
 UKIT Champions  
 NIT Champions  
 Tied 4th SEC (11-7) Unranked in Polls  
 —Leading Scorers—  
 Jack Givens (6-4 So. F) ..... 20.1  
 Mike Phillips (6-10 So. C) ..... 15.6  
 Larry Johnson (6-2 Jr. G) ..... 11.2  
 James Lee (6-5 So. F) ..... 9.3  
 Rick Robey (6-10 So. C-F)\* ..... 15.6  
 Reggie Warford (6-1 Sr. G) ..... 6.5  
 \*Played in 12 Games.

**1976-77 SEASON** — Won 26, Lost 4  
 SEC Co-Champions (16-2)  
 Ranked 6th AP, 5th UPI  
 —Leading Scorers—  
 Jack Givens (6-4 Jr. F) ..... 18.9  
 Rick Robey (6-10 Jr. F) ..... 14.2  
 Mike Phillips (6-10 Jr. C) ..... 12.2  
 Larry Johnson (6-3 Sr. G) ..... 10.7  
 James Lee (6-5 Jr. F) ..... 9.8  
 Jay Shidler (6-1 Fr. G) ..... 7.8  
 Truman Claytor (6-1 So. G) ..... 6.6

**1977-78 SEASON** — Won 30, Lost 2  
 National Champions  
 (NCAA Tournament)  
 SEC Champions (16-2)  
 UKIT Champions  
 Ranked 1st AP and UPI  
 —Leading Scorers—  
 Jack Givens (6-4 Sr. F) ..... 18.1  
 Rick Robey (6-10 Sr. F) ..... 14.4  
 Kyle Macy (6-3 So. G) ..... 12.5  
 James Lee (6-5 Sr. F) ..... 11.3  
 Mike Phillips (6-10 Sr. C) ..... 10.2  
 Truman Claytor (6-1 Jr. G) ..... 6.9

**1978-79 SEASON** Won 19, Lost 12  
 SEC Tournament Runner-up  
 Unranked in Polls  
 —Leading Scorers—  
 Kyle Macy (6-3 Jr. G) ..... 15.2  
 Dwight Anderson (6-3 G-F) ..... 13.3  
 LaVon Williams (6-9 Jr. F) ..... 11.5  
 Fred Cowan (6-8 Soph. C-F) ..... 9.4  
 Truman Claytor (6-1 Sr. G) ..... 8.7

**1979-80 SEASON** — Won 29, Lost 6  
 SEC Champions  
 SEC Tournament Runner-up  
 UKIT Champions  
 Great Alaskan Shootout Champions  
 Ranked 4th AP, 3rd UPI  
 —Leading Scorers—  
 Kyle Macy (6-3 Sr. G) ..... 15.4  
 Sam Bowie (7-1 Fr. C) ..... 12.9  
 Fred Cowan (6-8 Jr. F) ..... 12.5  
 LaVon Williams (6-7 Sr. F) ..... 7.5  
 Jay Shidler (6-1 Sr. G) ..... 6.2

**1980-81 SEASON** — Won 22, Lost 6  
 SEC Runners-up  
 UKIT Champions  
 Ranked 8th AP, 8th UPI  
 —Leading Scorers—  
 Sam Bowie (7-1 So. C) ..... 17.4  
 Dirk Minniefield (6-3 So. G) ..... 10.4  
 Derrick Hord (6-6, So. G-F) ..... 8.9  
 Fred Cowan (6-8, Sr. F) ..... 8.2  
 Chuck Verderber (6-6 Jr. F) ..... 7.5

# Kentucky's All-Time Record 1903-1980

(77 Seasons — Won 1267, Lost 399, Tied 1)

Home: Won 696, Lost 118 OTHER: Won 571, Lost 278, Tied 1  
(No Schedule Played in 1952-53)

(Losses in Bold Face)

Date	Team	Site	Ky.	Opp.
<b>1903—Won 1, Lost 2.</b>				
COACH: Unnamed				
STARTERS: (A. C. Bush, B. W. Bush, Houlihan, Smith and Carter)				
Feb. 6	Georgetown	(H)	6	15
Feb. 18	Lexington YMCA	(H)	11	10
Feb. 20	Kentucky U.	(H)	2	42
				19 67
<b>1904—Won 1, Lost 4.</b>				
COACH: Leander E. Andrus, Mgr.				
CAPTAIN: St. John (Guyn, Arnett, St. John, Wurtele, Coons)				
Feb. 4	Georgetown	(A)	11	26
Feb. 11	Kentucky U.*	(A)	5	12
Feb. 13	Georgetown	(H)	10	22
Feb. 26	Kentucky U.	(H)	12	14
Mar. 4	Cincinnati	(H)	25	21
				63 95
*Kentucky University (Transylvania) and Georgetown game at UK was called off because of failure to agree on a referee. State College (University of Kentucky) team was present and agreed to play. The offer was accepted and KU won, 12-5.				
<b>1905—Won 1, Lost 4.</b>				
COACH: —				
CAPTAIN: J. M. Coons				
Jan. 13	Georgetown	(H)	9	14
Jan. 21	Cincinnati YMCA	(H)	22	43
Jan. 27	Kentucky U.	(H)	30	29
Feb. 4	Kentucky U.	(H)	1	22
Feb. 22	Kentucky U.	(H)	23	33
				85 141
<b>1906—Won 5, Lost 9.</b>				
COACH: W. B. Wendt (Mgr.)				
CAPTAIN: D. P. Branson (Baer, Donan, Barbee, Wilson, Herman)				
Jan. 11	Lexington YMCA*	(H)	—	—
Jan. 12	Miami (Ohio)	(H)	10	15
Jan. 19	Central U.	(H)	15	14
Jan. 20	Georgetown	(A)	9	34
Jan. 26	Central U.	(A)	17	15
Jan. 27	Cincinnati YMCA	(H)	16	29
Feb. 3	Christ Church, Cin.	(H)	24	38
Feb. 9	Georgetown	(H)	22	28
Feb. 12	New Albany YMCA	(A)	12	29
Feb. 13	Vernon College	(A)	34	14
Feb. 14	Moores Hill	(A)	32	11
Feb. 15	Christ Church, Cin.	(A)	17	54
Feb. 16	Cincinnati YMCA	(A)	9	38
Feb. 17	Miami (Ohio)	(A)	19	29
				236 328
*W. B. Wendt on Jan. 9, 1969 verified that State College opened the 1906 season against Kentucky U. in the YMCA. Athletic committees of the two schools had cancelled all games after a fight at a football game in November, 1905. Wendt and the Kentucky U. manager agreed to play at the YMCA and list the State College foe as YMCA instead of Kentucky U. State College won but Mr. Wendt didn't remember the score, which he hadn't listed.				
<b>1907—Won 3, Lost 6.</b>				
COACH: A. M. Kirby (Mgr.)				
CAPTAIN: J. M. Wilson (Shanklin, Baer, Bryant, Barbee)				
Jan. 16	Lexington YMCA	(H)	17	25
Jan. 19	Georgetown	(H)	16	15
Jan. 25	Central U.	(H)	22	9
Feb. 12	Central U.	(A)	23	25
Feb. 15	Kentucky U.	(H)	16	14
Feb. 21	Georgetown	(A)	8	19
Mar. 1	Lexington YMCA	(A)	22	41
Mar. 7	Kentucky U.	(A)	5	19
Mar. 9	Central U.	(H)	13	15
				142 182
<b>1908—Won 5, Lost 6.</b>				
COACH: J. S. Chambers (Mgr.)				
CAPTAIN: Richard Barbee				
Jan. 10	Lexington YMCA	(H)	19	29
Jan. 21	Kentucky U.	(H)	20	15
Jan. 25	Central U.	(A)	21	32
Feb. 4	Kentucky U.	(H)	20	15
Feb. 8	Louisville Coliseum	(H)	29	28
Feb. 11	Georgetown	(A)	22	30
Feb. 13	Central U.	(H)	31	20
Feb. 15	Lexington YMCA	(H)	19	23

Date	Team	Site	Ky.	Opp.
Feb. 22	Louisville Coliseum	(A)	18	30
Mar. 3	Georgetown	(H)	18	13
Mar. 7	Central U.	(A)	10	29
				227 264
<b>1908-09—Won 5, Lost 4.</b>				
MGR: J. S. Chambers				
CAPTAIN: W. C. Fox				
Jan. 9	Lexington High	(H)	29	9
Jan. 18	Advent Mem. Club	(A)	27	41
Jan. 19	Cincinnati	(A)	25	41
Jan. 27	Central U.	(H)	24	23
Feb. 6	Central U.	(A)	20	35
Feb. 8	Georgetown	(H)	45	32
Feb. 15	Georgetown	(A)	48	19
Feb. 19	Cincinnati	(H)	28	23
Feb. 26	Central U.	(H)	20	26
				266 249
<b>1909-10—Won 4, Lost 8.</b>				
COACH: R. E. Spahr and E. R. Sweetland				
CAPTAIN: Bill Rodes				
Jan. 8	Kentucky Wesleyan	(A)	14	*12
Jan. 22	Georgetown	(H)	31	11
Jan. 24	DePauw	(H)	11	24
Jan. 28	Central	(H)	17	87
Feb. 4	Georgetown	(A)	16	34
Feb. 7	Cincinnati	(A)	17	47
Feb. 9	DePauw	(A)	10	28
Feb. 10	Rose Poly	(A)	11	52
Feb. 16	Tennessee	(H)	20	5
Mar. 5	Central U.	(H)	13	31
Mar. 8	Georgetown	(H)	24	23
Mar. 11	Central	(A)	9	51
				193 405
*Denotes one overtime period.				
<b>1910-11—Won 5, Lost 6.</b>				
COACH: H. J. Iddings				
CAPTAIN: J. H. Gaiser				
Jan. 13	Lexington High	(H)	29	36
Jan. 20	Transylvania	(H)	18	23
Jan. 27	Ky. Wesleyan	(H)	19	21
Feb. 4	Bethany	(H)	24	11
Feb. 9	Ohio Wesleyan	(A)	19	37
Feb. 10	Otterbein	(A)	27	41
Feb. 11	Cin. Christ's Church	(A)	21	32
Feb. 17	Georgetown	(A)	47	22
Feb. 23	Butler	(H)	21	16
Feb. 28	Transylvania	(A)	22	19
Mar. 3	Transylvania	(H)	30	24
				277 282
<b>1911-12—Won 9, Lost 0.</b>				
COACH: E. R. Sweetland				
CAPTAIN: W. C. Harrison				
Jan. 5	Georgetown	(H)	38	12
Jan. 12	Central U.	(A)	32	13
Jan. 19	Miami (Ohio) U.	(H)	31	14
Feb. 1	Central U.	(H)	52	10
Feb. 7	Tennessee	(H)	27	15
Feb. 16	Lexington YMCA	(H)	32	20
Feb. 22	Vanderbilt	(H)	28	17
Feb. 23	Vanderbilt	(H)	22	18
Mar. 1	Georgetown	(A)	19	18
				281 137
SOUTHERN CHAMPIONS				
<b>1912-13—Won 5, Lost 3.</b>				
COACH: J. J. Tigert				
CAPTAIN: B. Barnett				
Jan. 24	Lexington YMCA	(H)	25	27
Feb. 13	Marietta	(H)	42	16
Feb. 15	Louisville	(H)	34	10
Feb. 19	Vanderbilt	(H)	17	24
Feb. 20	Vanderbilt	(H)	42	29
Feb. 27	Miami (Ohio) U.	(H)	24	16
Mar. 1	Cin. Christ's Church	(H)	19	30
				223 170
<b>1913-14—Won 11, Lost 2.</b>				
COACH: Alpha Brumage				
CAPTAIN: William Tuttle				
Jan. 10	Ashland YMCA	(H)	28	15
Jan. 17	Louisville YMCA	(H)	30	21
Jan. 21	Marshall	(A)	46	6
Jan. 20	Ashland YMCA	(A)	30	19
Jan. 22	Virginia U.	(A)	23	39
Jan. 24	Va. Military Inst.	(A)	18	32
Jan. 31	Louisville YMHA	(H)	59	12
Feb. 7	Louisville	(H)	22	17
Feb. 11	Tennessee	(H)	20	14
Feb. 12	Tennessee	(H)	20	18
Feb. 21	Cincinnati	(H)	20	18

Date	Team	Site	Ky.	Opp.
Feb. 23	Chattanooga	(H)	40	7
Feb. 28	Marietta	(H)	19	17
				375 235
<b>1914-15—Won 7, Lost 5.</b>				
COACH: Alpha Brumage				
CAPTAIN: Ralph Morgan				
Jan. 16	Maryville	(H)	37	17
Jan. 22	Louisville	(H)	18	14
Jan. 30	St. Andrews	(H)	35	15
Feb. 4	Maryville	(A)	23	22
Feb. 5	Tennessee	(A)	21	36
Feb. 6	Tennessee	(A)	22	27
Feb. 12	Vanderbilt	(H)	34	39
Feb. 13	Vanderbilt	(H)	36	24
Feb. 17	Tennessee	(H)	22	13
Feb. 18	Tennessee	(H)	20	18
Feb. 26	St. Andrews	(A)	25	50
Feb. 27	Louisville	(A)	15	26
				308 301
<b>1915-16—Won 8, Lost 6.</b>				
COACH: James Park				
CAPTAIN: K. P. Zerfoss				
Jan. 14	Cincinnati	(A)	39	24
Jan. 18	Georgetown	(A)	29	22
Jan. 31	Georgetown	(H)	30	22
Feb. 4	Vanderbilt	(H)	25	39
Feb. 5	Vanderbilt	(H)	20	23
Feb. 12	Louisville	(H)	22	28
Feb. 15	Centre	(A)	38	5
Feb. 19	Cincinnati	(H)	34	10
Feb. 22	Louisville	(A)	32	24
Feb. 23	Tennessee	(H)	17	28
Feb. 26	Maryville	(H)	36	25
Feb. 29	Centre	(H)	38	14
Mar. 3	Marietta	(H)	22	27
Mar. 4	Marietta	(H)	23	27
				405 318
<b>1916-17—Won 4, Lost 6.</b>				
COACH: W. P. Tuttle				
CAPTAIN: Robert Y. Ireland				
Jan. 17	Centre	(H)	31	21
Jan. 27	Georgetown	(A)	19	22
Jan. 30	Rose Polytechnic	(H)	33	12
Feb. 9	Tennessee	(H)	20	23
Feb. 10	Tennessee	(H)	19	22
Feb. 16	Centre	(A)	24	28
Feb. 21	Georgetown	(H)	32	18
Mar. 1	Cumberland	(A)	48	20
Mar. 2	Tennessee	(A)	25	27
Mar. 3	Tennessee	(A)	10	30
				262 223
<b>1917-18—Won 9, Lost 2, Tied 1.</b>				
COACH: S. A. Boles				
CAPTAIN: Patrick Campbell				
Jan. 9	Ky. Wesleyan	(H)	23	13
Jan. 17	Centre	(A)	21	29
Jan. 24	Georgetown	(H)	22	18
Feb. 7	Tennessee	(H)	33	26
Feb. 8	Tennessee	(H)	40	12
Feb. 9	Ky. Wesleyan	(A)	21	21
(This unique tie game resulted from scorer's error which was not discovered until after teams' departures. The contest was re-scheduled but never played for unknown reasons.)				
Feb. 14	Georgetown	(A)	25	16
Feb. 21	Centre	(H)	22	*20
Feb. 28	Cumberland	(A)	42	21
Mar. 1	Tennessee	(A)	29	18
Mar. 2	Tennessee	(A)	32	20
POST-SEASON GAME (For State Championship)				
Mar. 9	Centre	(N1)	12	22
				322 236
*Denotes 3 overtime periods. (N1) Louisville				
<b>1918-19—Won 6, Lost 8.</b>				
COACH: Andrew Gill				
CAPTAIN: J. A. Dishman				
Jan. 13	Ky. Wesleyan	(H)	46	5
Jan. 18	Georgetown	(H)	30	32
Jan. 25	Centre	(A)	30	38
Jan. 31	Cincinnati	(A)	18	28
Feb. 6	Chattanooga	(A)	28	25
Feb. 7	Tennessee	(A)	22	40
Feb. 8	Cumberland	(A)	22	21
Feb. 14	Vanderbilt	(H)	26	36
Feb. 15	Georgetown	(A)	18	22
Feb. 21	Cincinnati	(H)	34	21

Date	Team	Site	Ky.	Opp.
Feb. 22	Ky. Wesleyan	(H)	18	13
Feb. 24	Centre	(H)	10	21
Feb. 28	Tennessee	(H)	30	14
Mar. 8	Miami (Ohio) U.	(H)	14	38
				346 354
<b>1919-20—Won 5, Lost 7.</b>				
COACH: George C. Buchheit				
CAPTAIN: J. C. Everett				
Jan. 17	Cincinnati	(A)	11	13
Jan. 22	Maryville	(H)	27	16
Jan. 31	Georgetown	(H)	25	14
Feb. 5	Tennessee	(H)	24	29
Feb. 7	Tennessee	(A)	15	44
Feb. 14	Centre	(H)	26	27
Feb. 17	Georgetown	(A)	28	16
Feb. 21	Ky. Wesleyan	(H)	43	13
Feb. 26	Cumberland	(A)	21	30
Feb. 27	Tennessee	(A)	25	28
Feb. 28	Tennessee	(A)	36	25
Mar. 6	Centre	(H)	18	*20
				299 275
<b>1920-21—Won 13, Lost 1.</b>				
COACH: George C. Buchheit				
CAPTAIN: Basil Hayden				
Jan. 12	Ky. Wesleyan	(H)	38	13
Jan. 15	Cumberland	(H)	37	21
Jan. 18	Georgetown	(H)	38	23
Jan. 21	Chattanooga	(H)	42	10
Jan. 26	Cincinnati	(A)	26	19
Jan. 29	Auburn	(H)	40	25
Feb. 8	Centre	(A)	27	29
Feb. 15	Georgetown	(A)	56	11
Feb. 18	Centre	(H)	20	13
Feb. 22	Vanderbilt	(H)	39	18
SIAA TOURNAMENT (Atlanta, Ga.)				
Feb. 25	Tulane		50	28
Feb. 26	Mercer		49	24
Feb. 28	Mississippi A & M		28	13
Mar. 1	Georgia (championship)		20	19
				510 266
<b>1921-22—Won 10, Lost 6.</b>				
COACH: George C. Buchheit				
CAPTAIN: R. E. Lavin				
Jan. 14	Georgetown	(H)	17	26
Jan. 17	Louisville	(A)	38	14
Jan. 18	Vanderbilt	(A)	12	22
Jan. 21	Louisville	(H)	29	22
Jan. 26	Miss. A & M	(H)	28	21
Jan. 27	Marshall	(H)	34	12
Feb. 4	Centre	(A)	37	21
Feb. 6	Georgetown	(A)	26	17
Feb. 8	Washington & Lee	(A)	21	20
Feb. 9	Va. Military Inst.	(A)	32	37
Feb. 10	Georgetown	(H)	43	28
Feb. 13	Virginia	(A)	30	32
Feb. 16	Clemson	(H)	38	14
Feb. 20	Centre	(H)	40	23
SIAA TOURNAMENT (Atlanta, Ga.)				
Feb. 24	Georgetown		41	21
Feb. 25	Mercer		22	35
				457 361
<b>1922-23—Won 3, Lost 10.</b>				
COACH: George C. Buchheit				
CAPTAIN: Fred Fest				
Jan. 13	Georgetown	(A)	24	13
Jan. 20	Tennessee	(A)	26	30
Jan. 22	Chattanooga	(H)	25	18
Jan. 25	Alabama	(H)	35	45
Jan. 27	Centre	(H)	14	21
Feb. 3	Georgia	(H)	19	23
Feb. 5	Cincinnati	(A)	24	33
Feb. 7	Centenary	(H)	21	38
Feb. 10	Tennessee	(H)	23	28
Feb. 14	Centre	(A)	10	17
Feb. 15	Clemson	(H)	17	30
Feb. 19	Georgetown	(H)	21	48
Feb. 23	Sewanee	(H)	30	14
				289 348
<b>1923-24—Won 13, Lost 3.</b>				
COACH: G. C. Buchheit				
CAPTAIN: A. T. Rice				
Jan. 1	Vanderbilt	(H)	33	13
Jan. 8	Mexico YMCA	(H)	25	14
Jan. 12	Georgetown	(A)	32	24
Jan. 14	Miss. A & M	(H)	16	17
Jan. 15	Sewanee	(H)	50	

Date	Team	Site	Ky.	Opp.
Feb. 4	West Virginia	(H)	24	21
Feb. 9	Centre	(A)	27	18
Feb. 11	Georgetown	(H)	39	35
Feb. 13	Clemson	(H)	38	13
Feb. 14	Virginia	(H)	29	16
Feb. 19	Virginia Tech	(H)	36	14
Feb. 21	Centre	(H)	38	24
Feb. 23	Georgia Tech	(H)	33	27
SIAA TOURNAMENT (Atlanta, Ga.)				
Feb. 29	North Carolina		20	41
			477	335

**ALUMNI GYM ERA (1924-1950)**

1924-25—Won 13, Lost 8.				
COACH: C. O. Applegrin CAPTAIN: James McFarland				
Dec. 13	Cincinnati	(H)	28	23
Dec. 18	Indiana	(H)	18	20
Dec. 20	Michigan	(H)	11	21
Jan. 3	Cincinnati	(A)	20	24
Jan. 5	Illinois	(A)	26	36
Jan. 6	Wabash	(A)	11	57
Jan. 9	Mississippi	(H)	26	23
Jan. 10	Georgetown	(H)	25	17
Jan. 17	Centre	(H)	33	26
Jan. 30	Washington & Lee	(H)	28	22
Feb. 2	West Virginia	(H)	29	19
Feb. 5	Alabama	(A)	15	24
Feb. 6	Georgia Tech	(A)	18	16
Feb. 7	Georgia	(A)	24	28
Feb. 9	Tennessee	(A)	35	22
Feb. 12	Tulane	(A)	29	22
Feb. 14	Georgetown	(A)	36	21
Feb. 18	Tennessee	(H)	26	21
Feb. 21	Centre	(H)	39	10
SOUTHERN CONF. TOUR (Atlanta, Ga.)				
Feb. 27	Mississippi A & M		31	26
Feb. 28	Georgia		31	32
			539	510

1925-26—Won 15, Lost 3.				
COACH: Ray Eklund CAPTAIN: Burgess Carey				
Dec. 19	DePauw	(H)	29	38
Jan. 5	Indiana	(A)	23	34
Jan. 9	Berea	(H)	37	23
Jan. 12	Georgetown	(A)	36	21
Jan. 16	Georgia Tech	(H)	25	24
Jan. 22	Centre	(H)	45	25
Jan. 30	Georgetown	(H)	25	20
Feb. 1	Alabama	(H)	27	16
Feb. 4	Centre	(A)	46	19
Feb. 5	Washington & Lee	(H)	44	34
Feb. 8	Auburn	(H)	35	26
Feb. 12	Tennessee	(A)	51	17
Feb. 15	Georgia	(A)	22	18
Feb. 18	Tennessee	(H)	27	21
Feb. 20	Vanderbilt	(H)	30	20
SOUTHERN CONF. TOUR (Atlanta, Ga.)				
Feb. 26	Va. Military Inst.		38	25
Feb. 27	Georgia		39	34
Mar. 1	Mississippi A & M		26	31
			605	446

1926-27—Won 3, Lost 13.				
COACH: Basil Hayden CAPTAIN: Paul Jenkins				
Dec. 18	Cincinnati	(H)	10	48
Dec. 21	Indiana	(H)	19	38
Dec. 29	Cincinnati	(A)	23	51
Dec. 31	Princeton	(H)	26	30
Jan. 3	Florida	(H)	43	36
Jan. 10	Ky. Wesleyan	(A)	25	31
Jan. 15	Vanderbilt	(H)	32	48
Jan. 21	Tennessee	(A)	14	19
Jan. 22	Georgia Tech	(A)	16	48
Jan. 29	Centre	(H)	27	25
Feb. 1	Georgetown	(A)	19	26
Feb. 4	Washington & Lee	(H)	34	36
Feb. 7	West Virginia	(H)	26	44
Feb. 11	Mississippi	(H)	17	37
Feb. 12	Centre	(A)	22	16
Feb. 19	Tennessee	(H)	21	30
			374	563

1927-28—Won 12, Lost 6.				
COACH: John Mauer CAPTAIN: Paul Jenkins				
Dec. 16	Clemson	(H)	33	17
Dec. 20	Miami (Ohio) U.	(H)	31	36
Jan. 4	Berea	(H)	37	16
Jan. 9	Centre	(A)	36	25
Jan. 14	Vanderbilt	(H)	43	23
Jan. 16	Virginia	(A)	31	28
Jan. 18	Naval Academy	(A)	26	32
Jan. 19	Maryland	(A)	7	37
Jan. 28	Tennessee	(H)	48	18
Feb. 3	Washington & Lee	(H)	34	28
Feb. 4	Indiana	(A)	29	48
Feb. 8	Vanderbilt	(A)	54	29
Feb. 9	Tennessee	(A)	43	16
Feb. 11	Georgia Tech	(H)	11	35
Feb. 18	Centre	(H)	30	20
SOUTHERN CONF. TOUR (Atlanta, Ga.)				
Feb. 24	South Carolina		56	40
Feb. 25	Georgia		33	16
Feb. 27	Mississippi		28	41
			630	505

1928-29—Won 12, Lost 5.				
COACH: John Mauer CAPTAIN: Lawrence McGinnis				
Dec. 15	Eastern Normal	(H)	35	10
Dec. 21	Miami (Ohio) U.	(H)	43	42
Jan. 4	North Carolina	(H)	15	25
Jan. 12	Notre Dame	(A)	19	16
Jan. 16	Georgia Tech	(A)	19	33
Jan. 17	Tennessee	(A)	35	29
Jan. 19	Tennessee	(H)	27	22
Jan. 26	Alabama	(H)	26	27
Feb. 1	Mississippi A & M	(A)	25	23
Feb. 2	Mississippi A & M	(A)	32	14
Feb. 3	Tulane	(A)	22	34
Feb. 8	Washington & Lee	(H)	31	30
Feb. 13	Centre	(H)	47	11
Feb. 22	Mississippi	(H)	35	30
Feb. 23	Mississippi	(H)	32	24
SOUTHERN CONF. TOUR (Atlanta, Ga.)				
Mar. 1	Tulane		28	15
Mar. 2	Georgia		24	26
			496	411

1929-30—Won 16, Lost 3.				
COACH: John Mauer CAPTAIN: Paul McBrayer				
Dec. 14	Georgetown	(H)	46	9
Dec. 20	Miami (Ohio) U.	(H)	35	20
Dec. 31	Alabama	(H)	29	26
Jan. 3	Clemson	(H)	31	15
Jan. 10	Creighton	(H)	27	28
Jan. 11	Creighton	(H)	25	21
Jan. 18	Tennessee	(H)	23	20
Jan. 24	Mississippi A & M	(H)	43	17
Jan. 25	Mississippi A & M	(H)	20	14
Jan. 31	Tennessee	(A)	26	29
Feb. 1	Georgia	(A)	22	21
Feb. 3	Clemson	(A)	34	20
Feb. 8	Georgia Tech	(H)	39	19
Feb. 14	Georgia	(H)	36	23
Feb. 18	Ky. Wesleyan	(H)	32	20
Feb. 22	Washington & Lee	(H)	28	26
SOUTHERN CONF. TOUR (Atlanta, Ga.)				
Feb. 28	Maryland		26	21
Mar. 1	Sewanee		44	22
Mar. 3	Duke		32	37
			599	408

**ADOLPH RUPP ERA**

1930-31—Won 15, Lost 3.				
COACH: Adolph Rupp CAPTAIN: Carey Spicer				
Dec. 18	Georgetown	(H)	67	19
Dec. 27	Marshall	(H)	42	26
Dec. 31	Berea	(H)	41	25
Jan. 3	Clemson	(H)	33	21
Jan. 10	Tennessee	(H)	31	23
Jan. 16	Chattanooga	(H)	55	18
Jan. 21	Vanderbilt	(A)	42	37
Jan. 31	Tennessee	(A)	36	32
Feb. 6	Washington & Lee	(H)	33	18
Feb. 9	Georgia Tech	(H)	38	34
Feb. 13	Georgia	(A)	16	25
Feb. 14	Clemson	(A)	26	29
Feb. 16	Georgia Tech	(A)	35	16
Feb. 20	Vanderbilt	(H)	43	23
SOUTHERN CONF. TOUR (Atlanta, Ga.)				
Feb. 27	North Carolina State		33	28
Feb. 28	Duke		35	30
Mar. 2	Florida		56	36
Mar. 3	Maryland (finals)		27	29
			679	469

1931-32—Won 15, Lost 2.				
COACH: Adolph Rupp CAPTAIN: Ellis Johnson				
Dec. 15	Georgetown	(H)	66	24
Dec. 18	Carnegie Tech	(H)	36	34
Dec. 23	Berea	(H)	23	27
Dec. 30	Marshall	(H)	46	16
Jan. 2	Clemson	(H)	43	24
Jan. 14	Clemson	(A)	30	17
Jan. 15	Sewanee	(A)	30	20
Jan. 16	Tennessee	(A)	29	28
Jan. 21	Chattanooga	(H)	51	17
Jan. 30	Washington & Lee	(H)	48	28
Feb. 6	Duke	(H)	37	30
Feb. 8	Alabama	(H)	50	22
Feb. 10	Vanderbilt	(A)	61	37
Feb. 13	Tennessee	(H)	41	27
Feb. 20	Vanderbilt	(H)	31	32
SOUTHERN CONF. TOUR (Atlanta, Ga.)				
Feb. 26	Tulane		50	30
Feb. 27	North Carolina		42	43
			743	456

1932-33—Won 20, Lost 3.				
COACH: Adolph Rupp CAPTAIN: Forest Sale				
Dec. 12	Georgetown	(H)	62	21
Dec. 17	Marshall	(N1)	57	23
Dec. 20	Tulane	(H)	53	17

1933-34—Won 16, Lost 1.				
COACH: Adolph Rupp CAPTAIN: John DeMoisey				
Dec. 5	Alumni	(H)	53	20
Dec. 9	Georgetown	(H)	41	12
Dec. 14	Marshall	(H)	48	26
Dec. 16	Cincinnati	(H)	31	25
Dec. 21	Tulane	(A)	32	22
Dec. 22	Tulane	(A)	42	29
Jan. 12	Sewanee	(A)	55	16
Jan. 13	Tennessee	(A)	44	23
Jan. 20	Chattanooga	(H)	42	20
Jan. 27	Tennessee	(H)	53	26
Jan. 31	Alabama	(N1)	33	28
Feb. 3	Vanderbilt	(A)	48	26
Feb. 8	Alabama	(H)	26	21
Feb. 10	Georgia Tech	(H)	49	25
Feb. 15	Sewanee	(H)	60	15
Feb. 17	Vanderbilt	(H)	47	27
SEC TOURNAMENT (Atlanta, Ga.)				
Feb. 24	Florida		32	38
	(N1) Birmingham		741	399

1934-35—Won 19, Lost 2.				
COACH: Adolph Rupp CO-CAPTAINS: Dave Lawrence and Jack Tucker				
Dec. 10	Alumni	(H)	61	10
Dec. 13	Oglethorpe	(H)	81	12
Dec. 20	Tulane	(A)	38	9
Dec. 21	Tulane	(A)	52	12
Jan. 5	New York U.	(A)	22	23
Jan. 18	Tulane	(H)	63	22
Jan. 19	Tulane	(H)	55	12
Jan. 22	Chattanooga	(H)	66	19
Jan. 26	Tennessee	(H)	48	21
Feb. 1	Alabama	(N1)	33	26
Feb. 2	Vanderbilt	(A)	58	22
Feb. 3	Alabama	(A)	40	27
Feb. 9	Georgia Tech	(H)	57	30
Feb. 11	Alabama	(H)	25	16
Feb. 13	Michigan State	(A)	26	32
Feb. 16	Tennessee	(A)	38	36
Feb. 22	Creighton	(H)	63	42
Feb. 23	Creighton	(H)	24	13
Mar. 2	Vanderbilt	(H)	53	49
Mar. 7	Xavier	(H)	46	29
SEC CO-CHAMPIONS (N1) Birmingham				
			991	448

1935-36—Won 15, Lost 6.				
COACH: Adolph Rupp CAPTAIN: Mildred Anderson				
Dec. 6	Georgetown	(H)	42	17
Dec. 17	Berea	(H)	58	30
Dec. 23	Pittsburgh	(H)	35	17
Jan. 8	New York U.	(A)	28	41
Jan. 14	Xavier	(A)	36	32
Jan. 17	Tulane	(H)	49	24
Jan. 18	Tulane	(H)	39	21
Jan. 21	Michigan State	(H)	27	19
Jan. 25	Tennessee	(H)	40	31
Feb. 1	Vanderbilt	(A)	23	32
Feb. 3	Alabama	(A)	32	30
Feb. 7	Alabama	(H)	40	34
Feb. 10	Notre Dame	(A)	20	41
Feb. 11	Butler	(A)	39	28
Feb. 15	Tennessee	(A)	28	39
Feb. 18	Xavier	(H)	49	40
Feb. 21	Creighton	(H)	58	38
Feb. 22	Creighton	(H)	29	31
Feb. 24	Vanderbilt	(H)	61	41
SEC TOURNAMENT (Knoxville, Tenn.)				
Feb. 28	Mississippi State		41	39
Mar. 1	Tennessee		28	39
			812	664

1936-37—Won 17, Lost 5.				
COACH: Adolph Rupp CAPTAIN: Warfield Donohue				
Dec. 9	Georgetown	(H)	46	21
Dec. 12	Berea	(H)	70	26
Dec. 15	Xavier	(A)	34	28

1937-38—Won 13, Lost 5.				
COACH: Adolph Rupp CAPTAIN: J. Rice Walker				
Dec. 5	Berea	(H)	67	33
Dec. 18	Cincinnati	(H)	38	21
Dec. 22	Centenary	(H)	35	25
SUGAR BOWL TOURNAMENT (New Orleans, La.)				
Dec. 29	Pittsburgh (championship)		40	29
Jan. 8	Michigan State	(A)	37	42
Jan. 10	Detroit	(A)	26	34
Jan. 15	Notre Dame	(H)	37	47
Jan. 22	Tennessee	(H)	52	27
Jan. 29	Vanderbilt	(A)	42	19
Jan. 31	Alabama	(N1)	57	31
Feb. 5	Xavier	(A)	32	39
Feb. 7	Michigan State	(H)	44	27
Feb. 12	Alabama	(H)	27	21
Feb. 14	Marquette	(H)	35	33
Feb. 17	Xavier	(H)	45	29
Feb. 21	Vanderbilt	(H)	48	24
Feb. 26	Tennessee	(A)	29	26
SEC TOURNAMENT (Baton Rouge, La.)				
Mar. 3	Tulane		34	36
	(N1) Birmingham		725	541

1938-39—Won 16, Lost 4.				
COACH: Adolph Rupp CAPTAIN: Bernard Oppen				



Date	Team	Site	Ky.	Opp.
<b>1940-41—Won 17, Lost 8.</b>				
COACH: Adolph Rupp				
CAPTAIN: Lee Huber				
Dec. 7	Alumni	(H)	62	25
Dec. 12	West Virginia	(H)	46	34
Dec. 13	Maryville	(H)	53	14
Dec. 18	Nebraska	(A)	39	40
Dec. 19	Craighton	(A)	45	54
Dec. 20	Kansas State	(A)	28	25
Dec. 27	Cenatary	(H)	70	18
SUGAR BOWL (New Orleans, La.)				
Dec. 30	Indiana	(N1)	45	48
Jan. 4	Notre Dame	(N1)	47	48
Jan. 9	Xavier	(A)	48	43
Jan. 11	West Virginia	(A)	43	56
Jan. 18	Tennessee	(A)	22	32
Jan. 20	Georgia Tech	(A)	47	37
Jan. 25	Xavier	(H)	44	49
Feb. 1	Vanderbilt	(A)	51	50
Feb. 3	Alabama	(A)	38	36
Feb. 8	Alabama	(H)	46	38
Feb. 10	Mississippi	(H)	60	41
Feb. 15	Tennessee	(H)	37	28
Feb. 17	Georgia Tech	(H)	60	41
Feb. 24	Vanderbilt	(H)	58	31
SEC TOURNAMENT (Louisville, Ky.)				
Feb. 27	Mississippi		62	52
Feb. 28	Tulane		59	30
Mar. 1	Alabama		59	37
Mar. 2	Tennessee		33	36
1182 943				

(N1) Louisville

Date	Team	Site	Ky.	Opp.
<b>1941-42—Won 19, Lost 6.</b>				
COACH: Adolph Rupp				
CAPTAIN: Carl Staker				
Dec. 6	Miami (Ohio) U.	(H)	35	21
Dec. 13	Ohio State	(A)	41	43
Dec. 16	Nebraska	(H)	42	27
Dec. 22	South Carolina	(H)	64	25
Dec. 30	Texas A & M	(H)	49	29
Jan. 2	Washington & Lee	(H)	62	32
Jan. 10	Xavier	(A)	40	39
Jan. 17	Tennessee	(A)	40	46
Jan. 19	Georgia	(A)	51	26
Jan. 20	Georgia Tech	(A)	63	53
Jan. 24	Mexico	(H)	56	36
Jan. 31	Georgia	(H)	55	38
Feb. 2	Alabama	(A)	35	41
Feb. 7	Notre Dame	(A)	43	46
Feb. 9	Alabama	(H)	50	34
Feb. 14	Tennessee	(A)	36	33
Feb. 16	Georgia Tech	(H)	57	51
Feb. 21	Xavier	(H)	44	36
SEC TOURNAMENT (Louisville, Ky.)				
Feb. 26	Florida		42	36
Feb. 27	Mississippi		59	32
Feb. 28	Auburn		40	31
Mar. 1	Alabama (championship)		36	34
SEC CHAMPIONS				
POST-SEASON GAME (Louisville, Ky.)				
Mar. 14	Great Lakes		47	58
NCAA TOURNAMENT (New Orleans, La.)				
Mar. 20	Illinois		46	44
Mar. 21	Dartmouth		28	47
1161 928				

\*Denotes overtime period.

Date	Team	Site	Ky.	Opp.
<b>1942-43—Won 17, Lost 6.</b>				
COACH: Adolph Rupp				
CO-CAPTAINS: Marvin Akers and Melvin Brewer				
Dec. 12	Cincinnati	(H)	61	39
Dec. 19	Washington	(H)	45	38
Dec. 23	Indiana	(N1)	52	58
Jan. 2	Ohio State	(H)	40	45
Jan. 4	Ft. Knox	(H)	64	30
Jan. 9	Xavier	(A)	43	38
Jan. 16	Tennessee	(A)	30	28
Jan. 18	Georgia	(A)	60	28
Jan. 19	Georgia Tech	(A)	38	36
Jan. 23	Notre Dame	(N1)	60	55
Jan. 26	Vanderbilt	(H)	39	38
Jan. 30	Alabama	(A)	32	41
Feb. 1	Vanderbilt	(A)	54	43
Feb. 6	Alabama	(H)	67	41
Feb. 8	Xavier	(H)	48	36
Feb. 13	Tennessee	(H)	53	29
Feb. 15	Georgia Tech	(H)	58	31
Feb. 20	De Paul	(A)	44	53
SEC TOURNAMENT (Louisville, Ky.)				
Feb. 25	Tulane		48	31
Feb. 26	Georgia		59	30
Feb. 27	Mississippi State		52	43
Feb. 28	Tennessee		30	33
POST-SEASON GAME (N1)				
Mar. 6	Great Lakes		39	53
(N1) Louisville 1124 887				

Date	Team	Site	Ky.	Opp.
<b>1943-44—Won 19, Lost 2.</b>				
COACH: Adolph Rupp				
CAPTAIN:				
Dec. 1	Ft. Knox	(H)	51	18
Dec. 4	Berea (Naval V-12)	(H)	54	40

Date	Team	Site	Ky.	Opp.
Dec. 11	Indiana	(N1)	66	41
Dec. 13	Ohio State	(A)	40	28
Dec. 18	Cincinnati	(H)	58	30
Dec. 20	Illinois	(A)	41	43
Dec. 28	Carnegie Tech	(N2)	61	14
Dec. 30	St. John's	(A)	44	38
Jan. 8	Notre Dame	(N1)	55	54
Jan. 15	Wright Field	(H)	61	28
Jan. 31	Ft. Knox A. R. C.	(H)	76	48
Feb. 5	DePaul	(H)	38	35
Feb. 7	Illinois	(H)	51	40
Feb. 12	Cincinnati	(A)	38	35
Feb. 26	Ohio U.	(H)	51	35
SEC TOURNAMENT (Louisville, Ky.)				
Mar. 2	Georgia		57	29
Mar. 3	Louisiana State		55	28
Mar. 4	Tulane (championship)		62	46
SEC CHAMPIONS				
NATIONAL INVITATION TOUR. (New York)				
Mar. 20	Utah		46	38
Mar. 22	St. John's		45	48
Mar. 26	Oklahoma A & M (consolation)		45	29
1095 745				
(N1) Louisville				
(N2) Buffalo, N.Y.				

(N1) Louisville

Date	Team	Site	Ky.	Opp.
<b>1944-45—Won 22, Lost 4.</b>				
COACH: Adolph Rupp				
CAPTAIN:				
Dec. 2	Ft. Knox	(H)	56	23
Dec. 4	Berea	(H)	56	32
Dec. 9	Cincinnati	(H)	66	24
Dec. 16	Indiana	(N1)	61	43
Dec. 23	Ohio State	(H)	53	48
Dec. 26	Wyoming	(N2)	50	46
Dec. 30	Temple	(A)	45	44
Jan. 1	Long Island	(A)	62	52
Jan. 6	Ohio U.	(H)	59	46
Jan. 8	Arkansas State	(H)	75	6
Jan. 13	Michigan State	(H)	66	35
Jan. 20	Tennessee	(A)	34	35
Jan. 22	Georgia Tech	(A)	64	58
Jan. 27	Notre Dame	(N1)	58	59
Jan. 29	Georgia	(H)	73	37
Feb. 3	Georgia Tech	(H)	51	32
Feb. 5	Michigan State	(A)	50	66
Feb. 17	Tennessee	(H)	40	34
Feb. 19	Ohio U.	(A)	61	38
Feb. 24	Cincinnati	(A)	65	35
SEC TOURNAMENT (Louisville, Ky.)				
Mar. 1	Florida		57	35
Mar. 2	Louisiana State		68	37
Mar. 3	Alabama		52	41
Mar. 3	Tennessee (championship)		39	35
SEC CHAMPIONS				
NCAA TOURNAMENT (New York)				
Mar. 20	Ohio State		37	45
Mar. 21	Tufts (consolation)		66	56
1464 1042				
*Denotes overtime period.				
(N1) Louisville				
(N2) Buffalo, N.Y.				

\*Denotes overtime period.

Date	Team	Site	Ky.	Opp.
<b>1945-46—Won 28, Lost 2.</b>				
COACH: Adolph Rupp				
CAPTAIN: Jack Parkinson				
Dec. 1	Ft. Knox	(H)	59	36
Dec. 7	Western Ontario	(H)	51	42
Dec. 8	Western Ontario	(H)	71	28
Dec. 15	Cincinnati	(H)	67	31
Dec. 18	Arkansas	(H)	67	42
Dec. 21	Oklahoma	(H)	43	33
Dec. 29	St. John's	(A)	73	59
Jan. 1	Temple	(A)	45	53
Jan. 5	Ohio U.	(H)	57	48
Jan. 7	Fort Benning	(H)	81	25
Jan. 12	Michigan State	(A)	55	44
Jan. 14	Xavier	(A)	62	36
Jan. 19	Tennessee	(A)	50	32
Jan. 21	Georgia Tech	(A)	68	43
Jan. 26	Notre Dame	(N1)	47	56
Jan. 28	Georgia Tech	(H)	54	26
Feb. 2	Michigan State	(H)	59	51
Feb. 4	Vanderbilt	(A)	59	37
Feb. 9	Vanderbilt	(N2)	64	31
Feb. 16	Tennessee	(H)	54	34
Feb. 19	Ohio U.	(A)	60	52
Feb. 23	Xavier	(H)	83	40
SEC TOURNAMENT (Louisville, Ky.)				
Feb. 28	Auburn		69	24
Mar. 1	Florida		69	32
Mar. 2	Alabama		59	30
Mar. 2	Louisiana State (championship)		59	36
SEC CHAMPIONS				
POST-SEASON GAME (Louisville, Ky.)				
Mar. 9	Temple		54	43
NATIONAL INVITATION TOUR. (New York)				
Mar. 16	Arizona		77	53
Mar. 18	West Virginia		59	51
Mar. 20	Rhode Island (championship)		46	45
1821 1198				
(N1) Louisville				
(N2) Paducah, Ky.				

Date	Team	Site	Ky.	Opp.
<b>1946-47—Won 34, Lost 3.</b>				
COACH: Adolph Rupp				
CAPTAIN: Ken Rollins				
Nov. 28	Indiana Central	(H)	78	36
Nov. 30	Tulane	(H)	64	35
Dec. 2	Ft. Knox	(H)	68	31
Dec. 7	Cincinnati	(A)	80	49
Dec. 9	Idaho	(H)	65	35
Dec. 12	De Paul	(N1)	65	45
Dec. 14	Texas A & M	(H)	83	18
Dec. 16	Miami (Ohio) U.	(H)	62	49
Dec. 21	St. John's	(N2)	70	50
Dec. 23	Baylor	(H)	75	34
Dec. 28	Wabash	(H)	96	24
SUGAR BOWL (New Orleans, La.)				
Dec. 30	Oklahoma A & M		31	37
Jan. 4	Ohio U.	(H)	46	36
Jan. 11	Dayton U.	(H)	70	29
Jan. 13	Vanderbilt	(A)	82	30
Jan. 18	Tennessee	(A)	54	39
Jan. 20	Georgia Tech	(A)	70	47
Jan. 21	Georgia	(A)	84	45
Jan. 25	Xavier	(H)	71	34
Jan. 27	Michigan State	(H)	86	36
Feb. 1	Notre Dame	(N1)	60	30
Feb. 3	Alabama	(A)	48	37
Feb. 8	De Paul	(A)	47	53
Feb. 10	Georgia	(H)	81	40
Feb. 15	Tennessee	(H)	61	46
Feb. 17	Alabama	(H)	63	33
Feb. 19	Xavier	(A)	58	31
Feb. 21	Vanderbilt	(A)	84	41
Feb. 22	Georgia Tech	(H)	83	46
SEC TOURNAMENT (Louisville, Ky.)				
Feb. 27	Vanderbilt		98	29
Feb. 28	Auburn		84	18
Mar. 1	Georgia Tech		75	53
Mar. 1	Tulane (championship)		55	38
SEC CHAMPIONS				
POST-SEASON GAME (Louisville)				
Mar. 8	Temple		68	29
NATIONAL INVITATION TOURNAMENT (New York, N.Y.)				
Mar. 17	Long Island		63	62
Mar. 19	North Carolina State		60	42
Mar. 24	Utah		45	49
2533 1416				
(N1) Louisville				
(N2) Mad. Sq. Gar., Record Crowd, 18,493				

(N1) Louisville

Date	Team	Site	Ky.	Opp.
<b>1947-48—Won 36, Lost 3.</b>				
COACH: Adolph Rupp				
CAPTAIN: Kenneth Rollins				
Nov. 29	Indiana Central	(H)	80	41
Dec. 1	Ft. Knox	(H)	80	41
Dec. 5	Tulsa U.	(H)	72	18
Dec. 6	Tulsa U.	(H)	71	22
Dec. 10	De Paul	(N1)	74	50
Dec. 13	Cincinnati	(A)	67	31
Dec. 17	Xavier U.	(H)	79	37
Dec. 20	Temple U.	(A)	59	60
Dec. 23	St. John's	(A)	52	40
Jan. 2	Craigton	(A)	65	23
Jan. 3	Western Ontario	(H)	98	41
Jan. 5	Miami (Ohio)	(A)	67	53
Jan. 10	Michigan State	(A)	47	45
Jan. 12	Ohio U.	(A)		

Date Team Site Ky. Opp.

MEMORIAL COLISEUM ERA

1950-51—Won 32, Lost 2.

(Including exhibition games, Kentucky won 39½ games and lost 2.)

COACH: Adolph Rupp  
CAPTAIN: Walt Hirsch

Dec. 1	West Texas State	(H)	73	43
Dec. 9	Purdue	(H)	70	52
Dec. 12	Xavier	(A)	67	56
Dec. 14	Florida	(H)	85	37
Dec. 16	Kansas	(H)	68	39
Dec. 23	St. John's	(A)	43	37

SUGAR BOWL (New Orleans, La.)

Dec. 29	St. Louis		42	*43
Dec. 30	Syracuse (consolation)		69	59
Jan. 5	Auburn	(H)	79	35
Jan. 8	De Paul	(H)	63	55
Jan. 13	Alabama	(H)	65	48
Jan. 15	Notre Dame	(H)	69	44
Jan. 20	Tennessee	(A)	70	45
Jan. 22	Georgia Tech	(A)	82	61
Jan. 27	Vanderbilt	(H)	74	49
Jan. 29	Tulane	(A)	104	68
Jan. 31	Louisiana State	(A)	81	59
Feb. 2	Mississippi State	(A)	80	60
Feb. 3	Mississippi	(N1)	86	39
Feb. 9	Georgia Tech	(H)	75	42
Feb. 13	Xavier	(H)	78	51
Feb. 17	Tennessee	(H)	86	61
Feb. 19	De Paul	(A)	60	57
Feb. 23	Georgia	(H)	88	41
Feb. 24	Vanderbilt	(H)	89	57

SEC CHAMPIONS

SEC TOURNAMENT (Louisville, Ky.)			
Mar. 1	Mississippi State	92	70
Mar. 2	Auburn	84	54
Mar. 3	Georgia Tech	82	56
Mar. 3	Vanderbilt	57	61

POST-SEASON GAME

Mar. 13	Loyola of Chicago	(H)	97	61
---------	-------------------	-----	----	----

NCAA TOURNAMENT (First Round—Raleigh, N. C.)

Mar. 20	Louisville	79	68
(Eastern Regional—New York, N.Y.)			
Mar. 22	St. John's	59	43
Mar. 24	Illinois	76	74

(National Finals—Minneapolis, Minn.)

Mar. 27	Kansas St. (championship)	68	58
---------	---------------------------	----	----

NATIONAL CHAMPIONS

2540	1783
------	------

EXHIBITION GAME

Apr. 27	Ky. All-Stars	(H)	92	49
---------	---------------	-----	----	----

PUERTO RICO EXHIBITION TOUR.

Aug. 25	San German Athletics	86	38
Aug. 26	Ponce Lions	83	43
Aug. 27	San Turco	93	40
Aug. 29	Univ. of Puerto Rico	91	44
Sept. 2	U.S. Navy	52	23
(Called at half on account of rain)			
Sept. 3	Puerto Rico All-Stars	75	46

† Memorial Coliseum Dedication Game.

\* Denotes overtime period.

(N1) Owensboro, Ky.

1951-52—Won 29, Lost 3.

COACH: Adolph Rupp  
CAPTAIN: Robert Watson

Dec. 8	Washington & Lee	(H)	96	46
Dec. 10	Xavier	(A)	97	72
Dec. 13	Minnesota	(A)	57	61
Dec. 17	St. John's	(H)	81	40
Dec. 20	De Paul	(H)	98	60
Dec. 26	U.C.L.A.	(H)	84	53

SUGAR BOWL (New Orleans, La.)

Dec. 28	Brigham Young	84	64	
Dec. 29	St. Louis	60	61	
Jan. 2	Mississippi†	(N1)	116	58
Jan. 5	Louisiana State	(H)	57	47
Jan. 7	Xavier	(H)	83	50
Jan. 12	Florida	(A)	99	52
Jan. 16	Georgia	(N2)	95	55
Jan. 19	Tennessee	(A)	65	56
Jan. 21	Georgia Tech	(A)	96	51
Jan. 26	Alabama	(A)	71	67
Jan. 28	Vanderbilt	(A)	88	51
Jan. 30	Auburn	(A)	88	48
Feb. 2	Notre Dame	(N3)	71	66
Feb. 4	Tulane	(H)	103	54
Feb. 6	Mississippi	(H)	81	61
Feb. 9	Georgia Tech	(H)	93	42
Feb. 11	Mississippi State	(H)	110	66
Feb. 16	Tennessee	(H)	95	40
Feb. 21	Vanderbilt	(H)	75	45
Feb. 23	De Paul	(A)	63	61

SEC CHAMPIONS

SEC TOURNAMENT (Louisville, Ky.) #			
Feb. 28	Georgia Tech	80	59
Feb. 29	Tulane	85	61
Mar. 1	Tennessee	81	66
Mar. 1	Louisiana State (championship)	44	43

Date Team Site Ky. Opp.

NCAA TOURNAMENT (Eastern Regionals) Raleigh, N. C.

Mar. 21	Penn. State	82	54
Mar. 22	St. John's	57	64
2635	1774		

† Not counted as SEC game.  
(N1) Owensboro, Ky.  
(N2) Louisville  
(N3) Chicago  
# Tournament abandoned after 1952.

1952-53—No Schedule.

(Under suspension by NCAA)

Intra-Squad Scrimmage Results

COACH: Adolph Rupp  
CO-CAPTAINS: Cliff Hagan and Frank Ramsey

Dec. 13	Varsity	76	
Jan. 19	Ramsays	71	
Feb. 4	Hagans	68	
Feb. 28	Blues	49	
264			
Freshmen	45		
Hagans	50		
Ramsays	55		
Whites	47		
197			

1953-54—Won 25, Lost 0.

COACH: Adolph Rupp  
CO-CAPTAINS: Cliff Hagan and Frank Ramsey

Dec. 5	Temple	(H)	86	59
Dec. 12	Xavier	(A)	81	66
Dec. 14	Wake Forest	(H)	101	69
Dec. 18	St. Louis	(A)	71	59

UK INVITATIONAL TOURNAMENT

Dec. 21	Duke	85	69	
Dec. 22	LaSalle (championship)	73	60	
Dec. 28	Minnesota	(H)	74	59
Jan. 4	Xavier	(H)	77	71
Jan. 9	Georgia Tech	(H)	105	53
Jan. 11	De Paul	(H)	81	63
Jan. 16	Tulane	(H)	94	43
Jan. 23	Tennessee	(A)	97	71
Jan. 30	Vanderbilt	(A)	85	63
Feb. 2	Georgia Tech	(N1)	99	48
Feb. 4	Georgia	(H)	106	55
Feb. 6	Georgia	(N2)	100	68
Feb. 8	Florida	(A)	97	55
Feb. 13	Mississippi	(H)	80	62
Feb. 15	Mississippi State	(H)	81	49
Feb. 18	Tennessee	(H)	90	63
Feb. 20	De Paul	(A)	76	61
Feb. 22	Vanderbilt	(H)	100	64
Feb. 27	Auburn	(N3)	109	79
Mar. 1	Alabama	(A)	68	43

SEC PLAYOFF (Nashville, Tenn.)

(Playoff game to determine SEC champion and representative in NCAA Tournament. Kentucky and LSU tied for league title due to a schedule disagreement. Kentucky won but declined NCAA.)

Mar. 9	Louisiana State	63	56
2187	1508		

SEC CHAMPIONS

(N1) Louisville	
(N2) Owensboro, Ky.	
(N3) Montgomery	

1954-55—Won 23, Lost 3.

COACH: Adolph Rupp  
CAPTAIN: Bill Evans

Dec. 4	Louisiana State†	(H)	74	58
Dec. 11	Xavier	(A)	73	69
Dec. 18	Temple	(H)	79	61

UNIVERSITY OF KENTUCKY INVITATIONAL TOURNAMENT Lexington, Ky.

Dec. 21	Utah	70	65	
Dec. 22	LaSalle (championship)	63	54	
Dec. 30	St. Louis	(H)	82	65
Jan. 1	Temple	(A)	101	69
Jan. 8	Georgia Tech	(H)	58	59
Jan. 10	De Paul	(H)	92	59
Jan. 15	Tulane	(A)	58	44
Jan. 17	Louisiana State	(A)	64	62
Jan. 22	Tennessee	(A)	84	66
Jan. 29	Vanderbilt	(A)	75	71
Jan. 31	Georgia Tech	(A)	59	65
Feb. 3	Florida	(H)	87	63
Feb. 5	Mississippi	(N1)	84	66
Feb. 7	Mississippi State	(A)	61	56
Feb. 9	Georgia	(H)	86	40
Feb. 14	Xavier	(H)	66	55
Feb. 19	De Paul	(A)	76	72
Feb. 21	Vanderbilt	(H)	77	59
Feb. 26	Auburn	(H)	93	59
Feb. 28	Alabama	(H)	66	52
Mar. 5	Tennessee	(H)	104	61

SEC CHAMPIONS

NCAA TOURNAMENT (Eastern Regionals) Evanston, Illinois			
Mar. 11	Marquette	71	79
Mar. 12	Penn State	84	59
1987	1588		

† Game not counted in SEC standings.

(N1) Memphis

Date Team Site Ky. Opp.

1955-56—Won 20, Lost 6.

COACH: Adolph Rupp  
CAPTAIN: Phil Grawemeyer

Dec. 3	Louisiana State†	(A)	62	52
Dec. 10	Temple	(H)	61	73
Dec. 12	De Paul	(H)	71	69
Dec. 15	Maryland	(A)	62	61
Dec. 17	Idaho	(H)	91	49

UK INVITATIONAL TOURNAMENT

Dec. 20	Minnesota	72	65	
Dec. 21	Dayton	74	89	
Dec. 28	St. Louis U.	(A)	101	80
Jan. 7	Georgia Tech	(H)	104	51
Jan. 12	Tulane	(H)	85	63
Jan. 14	Louisiana State	(H)	107	65
Jan. 21	Tennessee	(A)	95	68
Jan. 28	Vanderbilt	(A)	73	81
Jan. 30	Georgia Tech	(A)	84	62
Feb. 1	Duke	(H)	81	76
Feb. 4	Auburn	(N1)	82	81
Feb. 6	Florida	(A)	81	70
Feb. 11	Mississippi	(H)	88	49
Feb. 13	Mississippi State	(H)	86	65
Feb. 18	De Paul	(A)	79	81
Feb. 20	Vanderbilt	(H)	76	55
Feb. 25	Alabama	(N1)	77	101
Feb. 27	Georgia	(N2)	143	66
Mar. 3	Tennessee	(H)	101	77

NCAA TOURNAMENT

(Kentucky represented the SEC in NCAA when champion Alabama declined the bid.) (Eastern Regionals) Iowa City, Iowa

Mar. 16	Wayne U.	(A)	84	64
Mar. 17	Idaho	(A)	77	89
2197	1802			

† Game not counted in SEC standings.

(N1) Montgomery  
(N2) Louisville

1956-57—Won 23, Lost 5.

COACH: Adolph Rupp  
HONORARY CO-CAPTAINS: Ed Beck and Gerry Calvert

Dec. 1	Washington & Lee	(H)	94	66
Dec. 3	Miami (Fla.)	(H)	114	75
Dec. 8	Temple	(A)	73	58
Dec. 10	St. Louis	(H)	70	71
Dec. 15	Maryland	(H)	76	55
Dec. 18	Duke	(A)	84	85

UK INVITATIONAL TOURNAMENT

Dec. 21	Southern Methodist	73	67
Dec. 22	Illinois (championship)	91	70

SUGAR BOWL (New Orleans, La.)

Dec. 28	Virginia Tech	56	55	
Dec. 29	Houston (championship)	111	76	
Jan. 5	Georgia Tech	(H)	95	72
Jan. 7	Loyola (Chicago)	(H)	81	62
Jan. 12	Louisiana State	(A)	51	75
Jan. 14	Temple	(A)	80	68
Jan. 19	Tennessee	(A)	97	72
Jan. 26	Vanderbilt	(A)	91	83
Jan. 28	Georgia Tech	(H)	76	65
Jan. 30	Georgia	(H)	84	53
Feb. 2	Florida	(H)	88	61
Feb. 8	Mississippi	(N1)	75	69
Feb. 11	Mississippi State	(A)	81	89
Feb. 15	Loyola (Chicago)	(A)	115	65
Feb. 18	Vanderbilt	(H)	80	65
Feb. 23	Alabama	(H)	79	60
Feb. 25	Auburn	(H)	103	85
Mar. 2	Tennessee	(H)	93	75

SEC CHAMPIONS

NCAA TOURNAMENT (Midwest Regional) Lexington, Ky			
Mar. 15	Pittsburgh	98	92
Mar. 16	Michigan State	68	80
(N1) Memphis	2357	1953	

1957-58—Won 23, Lost 6.

COACH: Adolph Rupp  
HONORARY CAPT.: Ed Beck

Dec. 2	Duke	(H)	78	74
Dec. 4	Ohio State	(A)	61	54
Dec. 7	Temple	(H)	85***	83
Dec. 9	Maryland	(A)	62	71
Dec. 14	St. Louis	(A)	73	60
Dec. 16	Southern Methodist	(A)	64	65

UK INVITATIONAL TOURNAMENT

Dec. 20	West Virginia	70	77	
Dec. 21	Minnesota	78	58	
Dec. 23	Utah State	(H)	92	64
Dec. 30	Loyola (Chicago)	(H)	75	42
Jan. 4	Georgia Tech	(H)	76	60
Jan. 6	Vanderbilt	(A)	86	81
Jan. 11	Louisiana State	(H)	97	52
Jan. 13	Tulane	(H)	86	50
Jan. 18	Tennessee	(H)	77	68
Jan. 27	Georgia Tech	(A)	52	71
Jan. 29	Georgia	(N1)	74	55
Jan. 31	Florida	(A)	78	56
Feb. 8	Mississippi	(H)	96	65

Date	Team	Site	Ky.	Opp.
Jan. 30	Georgia Tech	(A)	60	62
Feb. 4	Florida	(H)	89	68
Feb. 7	Georgia	(H)	74	67
Feb. 11	Mississippi	(N3)	74	60
Feb. 13	Mississippi State	(A)	68	62
Feb. 17	UCLA	(H)	77	76
Feb. 21	Vanderbilt	(H)	60	59
Feb. 25	Alabama	(H)	80	53
Feb. 27	Auburn	(H)	77	51
Mar. 4	Tennessee	(A)	68	61

SEC PLAYOFF (Knoxville, Tenn.)  
 (To determine SEC representative in NCAA Tournament after champion Miss. State declined bid. Second place Kentucky and Vanderbilt each had 10-4 records.)

Mar. 9	Vanderbilt		88	67
Mar. 11	Marquette	(N4)	72	88

NCAA TOURNAMENT  
 (Midwest Regional) Louisville, Ky.

Mar. 17	Morehead		71	64
Mar. 18	Ohio State		74	87

2027 1858

(N1) Louisville, Ky.  
 (N2) Greensboro, N. C.  
 (N3) Jackson, Miss.  
 (N4) Chicago, Ill.

\* Denotes one overtime period.

### 1961-62—Won 23, Lost 3.

COACH: Adolph Rupp  
 CAPTAIN: Larry Pursiful

Dec. 2	Miami (Ohio)	(H)	93	61
Dec. 4	So. California	(H)	77	79
Dec. 11	St. Louis	(H)	86	77
Dec. 16	Baylor	(H)	94	60
Dec. 18	Temple	(H)	78	55

UK INVITATIONAL TOURNAMENT

Dec. 22	Tennessee		96	69
Dec. 23	Kansas St. (championship)		80	67

Dec. 27	Yale	(H)	79	58
Dec. 30	Notre Dame	(N1)	100	53
Jan. 2	Virginia	(H)	93	73
Jan. 6	Georgia Tech	(H)	89	70
Jan. 8	Vanderbilt	(A)	77	68
Jan. 12	Louisiana State	(H)	84	63
Jan. 15	Tennessee	(A)	95	82
Jan. 29	Notre Dame	(A)	71	62
Jan. 31	Georgia	(N2)	86	59
Feb. 2	Florida	(A)	81	69
Feb. 10	Mississippi	(H)	83	60
Feb. 12	Mississippi State	(H)	44	49
Feb. 19	Vanderbilt	(H)	87	80
Feb. 24	Alabama	(A)	73	65
Feb. 26	Auburn	(A)	63	60
Mar. 5	Tulane	(H)	97	72
Mar. 10	Tennessee	(H)	90	59

SEC CO-CHAMPIONS

Mar. 16	Butler	(H)	81	60
Mar. 17	Ohio State		64	74

2141 1704

(N1) Freedom Hall, Louisville  
 (N2) Ga. Tech Coliseum, Atlanta

### 1962-63—Won 16, Lost 9.

COACH: Adolph Rupp  
 CAPTAIN: Scotty Baesler

Dec. 1	Virginia Tech	(H)	77	80
Dec. 8	Temple	(A)	56	52
Dec. 12	Florida State	(H)	83	54
Dec. 15	Northwestern	(H)	71	60
Dec. 17	North Carolina	(H)	66	68

UK INVITATIONAL TOURNAMENT

Dec. 21	Iowa		94	69
Dec. 22	West Va. (championship)		79	75
Dec. 27	Dartmouth	(H)	95	49
Dec. 29	Notre Dame	(N1)	78	70
Dec. 31	St. Louis	(A)	63	87
Jan. 5	Georgia Tech	(H)	85	**86
Jan. 7	Vanderbilt	(A)	106	82
Jan. 11	Louisiana State	(A)	63	56
Jan. 12	Tulane	(A)	81	72
Jan. 19	Tennessee	(H)	69	**78
Jan. 26	Xavier	(H)	90	76
Jan. 28	Georgia Tech	(H)	74	67
Jan. 31	Florida	(H)	94	71
Feb. 2	Georgia	(H)	94	71
Feb. 9	Mississippi	(N2)	75	69
Feb. 11	Mississippi State	(A)	52	56
Feb. 18	Vanderbilt	(H)	67	69
Feb. 23	Auburn	(H)	78	59
Feb. 25	Alabama	(H)	80	63
Mar. 2	Tennessee	(A)	55	63

1893 1697

(N1) Louisville (N2) Jackson  
 \* Denotes overtime periods.

### 1963-64—Won 21, Lost 6.

COACH: Adolph Rupp  
 CO-CAPTAINS: Cotton Nash and Ted Deeken

Nov. 30	Virginia	(H)	75	64
Dec. 2	Texas Tech	(H)	107	91
Dec. 7	Northwestern	(A)	95	63
Dec. 9	North Carolina	(H)	100	80
Dec. 14	Baylor	(H)	101	65

Date	Team	Site	Ky.	Opp.
UK INVITATIONAL TOURNAMENT				
Dec. 20	Wisconsin		108	85
Dec. 21	Wake Forest (championship)		98	75

Dec. 28	Notre Dame	(N1)	101	81
---------	------------	------	-----	----

SUGAR BOWL (New Orleans, La.)

Dec. 30	Layola (La.)		86	64
Dec. 31	Duke (Championship)		81	79
Jan. 4	Georgia Tech	(A)	67	76
Jan. 6	Vanderbilt	(A)	83	85
Jan. 10	Louisiana State	(H)	103	84
Jan. 11	Tulane	(H)	105	63
Jan. 18	Tennessee	(H)	66	57
Jan. 25	Georgia Tech	(H)	79	62
Feb. 1	Florida	(A)	77	72
Feb. 3	Georgia	(A)	103	83
Feb. 8	Mississippi	(H)	102	59
Feb. 10	Mississippi State	(H)	65	59
Feb. 17	Vanderbilt	(H)	104	73
Feb. 22	Auburn	(N2)	99	79
Feb. 24	Alabama	(A)	59	65
Feb. 29	Tennessee	(A)	42	38
Mar. 2	St. Louis	(H)	60	67

SEC CHAMPIONS

Mar. 13	Ohio University		69	85
Mar. 14	Loyola (Chicago)		91	100

2326 1954

(N1) Louisville  
 (N2) Montgomery, Ala.

### 1964-65—Won 15, Lost 10.

COACH: Adolph Rupp  
 CAPTAIN: Randy Embry

Dec. 4	Iowa	(H)	85	77
Dec. 7	North Carolina	(N1)	67	82
Dec. 9	Iowa State	(H)	100	74
Dec. 12	Syracuse	(H)	110	77

UK INVITATIONAL TOURNAMENT

Dec. 18	West Virginia		102	78
Dec. 19	Illinois		86	91
Dec. 22	St. Louis	(A)	75	80
Dec. 29	Notre Dame	(N2)	97	111
Jan. 2	Dartmouth	(H)	107	67
Jan. 5	Vanderbilt	(H)	79	97
Jan. 9	Louisiana State	(A)	79	66
Jan. 11	Tulane	(A)	102	72
Jan. 16	Tennessee	(A)	58	77
Jan. 18	Auburn	(H)	73	67
Jan. 23	Florida	(A)	68	84
Jan. 25	Georgia	(A)	102	82
Jan. 30	Florida	(H)	78	61
Feb. 1	Georgia	(H)	96	64
Feb. 6	Mississippi	(H)	102	65
Feb. 8	Mississippi State	(H)	74	56
Feb. 16	Vanderbilt	(A)	69	91
Feb. 20	Auburn	(A)	71	75
Feb. 27	Tennessee	(H)	61	60
Mar. 1	Alabama	(H)	78	72

2109 1914

(N1) Charlotte, N. C.  
 (N2) Louisville, Ky.

### 1965-66—Won 32, Lost 2.

COACH: Adolph Rupp  
 HON. CAPT.: (None)

Dec. 1	Hardin-Simmons	(H)	83	55
Dec. 4	Virginia	(A)	99	73
Dec. 8	Illinois	(A)	86	68
Dec. 11	Northwestern	(H)	86	75

UK INVITATIONAL TOURNAMENT

Dec. 17	Air Force		78	58
Dec. 18	Indiana (championship)		91	56
Dec. 22	Texas Tech	(A)	89	73
Dec. 29	Notre Dame	(N1)	103	69
Jan. 3	St. Louis	(H)	80	70
Jan. 8	Florida	(A)	78	64
Jan. 10	Georgia	(A)	69	**65
Jan. 15	Vanderbilt	(H)	95	83
Jan. 24	Louisiana State	(H)	111	85
Jan. 29	Auburn	(H)	115	78
Jan. 31	Alabama	(H)	82	62
Feb. 2	Vanderbilt	(A)	105	90
Feb. 5	Georgia	(H)	74	50
Feb. 7	Georgia	(H)	85	75
Feb. 12	Auburn	(A)	77	64
Feb. 14	Alabama	(A)	90	67
Feb. 19	Mississippi State	(A)	90	67
Feb. 21	Mississippi	(A)	108	65
Feb. 26	Tennessee	(H)	78	64
Mar. 5	Tennessee	(A)	62	69
Mar. 7	Tulane	(H)	103	74

SEC CHAMPIONS

Mar. 11	Dayton		86	79
Mar. 12	Michigan		84	77

(Finals—College Park, Md.)

Mar. 18	Duke		83	79
Mar. 19	Texas Western		65	72

2519 2028

Date	Team	Site	Ky.	Opp.
INTERNATIONAL UNIVERSITIES TOURNAMENT				
Aug. 3	Warsaw Univ. Tel Aviv, Israel		67	58
Aug. 4	Cambridge Univ.		104	45
Aug. 6	Salonika Univ.		91	60
Aug. 10	Instanbul Univ.		82	36
Aug. 11	Warsaw Univ. (championship)		87	57

2950 2284

(N1) Louisville  
 \*\* Double overtime.

### 1966-67—Won 13, Lost 13.

COACH: Adolph Rupp  
 HON. CAPT.: (None)

Dec. 3	Virginia	(H)	104	84
Dec. 5	Illinois	(H)	97	**98
Dec. 10	Northwestern	(A)	118	116
Dec. 13	North Carolina	(H)	55	64
Dec. 17	Florida	(H)	75	78

UK INVITATIONAL TOURNAMENT

Dec. 22	Oregon State		96	66
Dec. 23	Kansas St. (championship)		83	79
Dec. 28	Cornell	(H)	77	92
Dec. 31	Notre Dame	(N1)	96	85
Jan. 5	Vanderbilt	(H)	89	**91
Jan. 16	Florida	(A)	72	89
Jan. 21	Georgia	(A)	40	49
Jan. 21	Auburn	(H)	60	58
Jan. 23	Tennessee	(H)	50	**52
Jan. 28	Louisiana State	(H)	102	72
Jan. 30	Mississippi	(H)	96	53
Feb. 4	Louisiana State	(A)	105	84
Feb. 6	Mississippi	(A)	79	70
Feb. 11	Mississippi State	(H)	72	**77
Feb. 13	Tennessee	(A)	57	76
Feb. 18	Mississippi State	(A)	103	74
Feb. 20	Georgia	(H)	101	76
Feb. 25	Alabama	(A)	71	81
Feb. 27	Auburn	(A)	49	60
Mar. 4	Vanderbilt	(A)	94	110
Mar. 6	Alabama	(H)	110	78

2151 2012

(N1) Louisville  
 \* Overtime \*\*Double Overtime

### 1967-68—Won 22, Lost 5.

COACH: Adolph Rupp  
 CAPTAIN: Thad Jaracz

Dec. 2	Michigan	(A)	96	79
Dec. 4	Florida	(H)	99	76
Dec. 6	Xavier	(H)	111	76
Dec. 9	Pennsylvania	(H)	64	49
Dec. 12	North Carolina	(N1)	77	84

UK INVITATIONAL TOURNAMENT

Dec. 22	Dayton		88	85
Dec. 23	South Carolina (Championship)		76	66
Dec. 30	Notre Dame	(N2)	81	73
Jan. 6	Vanderbilt	(A)	94	78

Date	Team	Site	Ky.	Opp.
Dec. 28	Notre Dame	(N1)	83	67
Jan. 8	Mississippi	(H)	93	82
Jan. 10	Mississippi State	(H)	104	76
Jan. 15	Florida	(A)	70	72
Jan. 17	Georgia	(A)	73	85
Jan. 22	Tennessee	(H)	72	70
Jan. 24	Vanderbilt	(H)	106	80
Jan. 29	Louisiana State	(H)	89	71
Jan. 31	Alabama	(H)	77	74
Feb. 5	Vanderbilt	(A)	85	*80
Feb. 7	Auburn	(A)	78	72
Feb. 12	Mississippi	(A)	90	82
Feb. 14	Mississippi State	(A)	63	55
Feb. 19	Florida	(H)	95	68
Feb. 21	Georgia	(H)	87	63
Feb. 26	Louisiana State	(A)	71	88
Feb. 28	Alabama	(A)	70	73
Mar. 6	Auburn	(H)	102	67
Mar. 9	Tennessee	(A)	67	66

SEC Co-Champions  
(Earned NCAA bid by beating Tennessee twice.)

NCAA TOURNAMENT  
MIDEAST REGIONAL (Dayton, Ohio)

Mar. 17	Marquette	(N2)	85	69
Mar. 18	Florida State	(N2)	54	73

(N1) Louisville; (N2) Dayton, Ohio

**JOE HALL ERA**

1972-73—Won 20, Lost 8.

COACH: Joe B. Hall  
HON. CAPTAIN: Jim Andrews

Nov. 29	Chilean NAT (Exh)†	(H)	125	62
Dec. 2	Michigan State	(A)	75	66
Dec. 4	Iowa	(H)	66	79
Dec. 9	Indiana	(A)	58	64
Dec. 11	North Carolina	(N1)	70	78

UK INVITATIONAL TOURNAMENT

Dec. 15	Nebraska	85	60
Dec. 16	Oregon	95	68

(Championship)

Dec. 23	Kansas	(H)	77	71
Dec. 30	Notre Dame	(N1)	65	63
Jan. 6	Mississippi	(A)	58	61
Jan. 8	Mississippi State	(A)	90	81
Jan. 13	Florida	(H)	95	65
Jan. 15	Georgia	(H)	89	68
Jan. 20	Tennessee	(A)	64	65
Jan. 22	Vanderbilt	(A)	75	76
Jan. 27	Louisiana State	(A)	86	71
Jan. 29	Alabama	(A)	95	93
Feb. 3	Vanderbilt	(H)	76	83
Feb. 5	Auburn	(H)	88	57
Feb. 10	Mississippi	(H)	88	70
Feb. 12	Mississippi State	(H)	100	*87
Feb. 17	Florida	(A)	94	83
Feb. 19	Georgia	(H)	99	86
Feb. 24	Louisiana State	(H)	94	76
Feb. 26	Alabama	(H)	111	95
Mar. 3	Auburn	(A)	91	79
Mar. 8	Tennessee	(H)	86	81

SEC Champions

NCAA TOURNAMENT

Dec. 1	Mideast Regional	(N2)	106	*100
Dec. 15	Indiana	(N2)	65	72

(N1) Louisville; (N2) Nashville, Tenn.

† Not counted in win or pts. total.

1973-74—Won 13, Lost 13.

COACH: Joe B. Hall  
CAPTAIN: Ronnie Lyons

Dec. 1	Miami (O.)	(H)	81	68
Dec. 3	Kansas	(A)	63	71
Dec. 8	Indiana	(N1)	68	77
Dec. 10	North Carolina	(N2)	84	101
Dec. 14	Iowa	(A)	88	80

UK INVITATIONAL TOURNAMENT

Dec. 21	Dartmouth	102	77
Dec. 22	Stanford	78	77

(Championship)

Dec. 29	Notre Dame	(N1)	79	94
Jan. 5	Louisiana State	(A)	84	95
Jan. 7	Georgia	(H)	80	74
Jan. 12	Auburn	(H)	79	58
Jan. 14	Tennessee	(A)	54	67
Jan. 19	Mississippi	(H)	93	64
Jan. 21	Alabama	(A)	77	81
Jan. 26	Florida	(A)	91	82
Jan. 28	Vanderbilt	(H)	65	82
Feb. 2	Mississippi State	(A)	82	70
Feb. 4	Louisiana State	(H)	73	70
Feb. 9	Georgia	(A)	86	72
Feb. 11	Auburn	(A)	97	*99
Feb. 16	Tennessee	(H)	61	58
Feb. 18	Mississippi	(A)	60	61
Feb. 23	Alabama	(H)	71	94
Feb. 25	Florida	(H)	65	75
Mar. 2	Vanderbilt	(A)	69	71
Mar. 4	Mississippi State	(H)	108	69

(N1) Louisville; (N2) Greensboro, N.C.

1974 AUSTRALIAN EXHIBITION TOUR

May 13	Tahitian National Team	116	62
May 17	Australia	87	97
May 18	Newcastle	90	78
May 19	N.S.W. All Stars	123	67
May 21	Illawarra Hawks	115	57
May 22	N.S.W. All Stars	106	50
May 23	A.C.T.	96	69
May 25	Bulleen Heidelberg	88	83
May 26	St. Kilda Business House	80	67
May 27	Nunawading	99	82

May 28	Melbourne	79	86
May 30	Gippsland All Stars	127	74
May 31	Bulleen Heidelberg	72	71
June 1	Lgker All Stars	111	83
June 3	So. Australian All Stars	109	96
June 4	So. Australian All Stars	110	81
June 5	So. Australian All Stars	111	84
June 6	Coburg	108	82
June 7	St. Kilda Business House	96	85

1923 1454

1974-75—Won 26, Lost 5.

COACH: Joe B. Hall  
CAPTAIN: Jimmy Dan Conner

Nov. 25	Ath. in Action†	(H)	103	65
Nov. 30	Northwestern	(H)	97	70
Dec. 2	Miami (O.)	(A)	80	73
Dec. 7	Indiana	(A)	74	98
Dec. 9	North Carolina	(N1)	90	78

UK INVITATIONAL TOURNAMENT

Dec. 20	Washington State	97	75
Dec. 21	Oklahoma State	90	65

(Championship)

Dec. 23	Kansas	(N1)	100	63
Dec. 28	Notre Dame	(N1)	113	96
Jan. 4	L.S.U.	(H)	115	80
Jan. 6	Georgia	(A)	96	77
Jan. 11	Auburn	(A)	85	90
Jan. 13	Tennessee	(H)	88	82
Jan. 18	Mississippi	(A)	85	82
Jan. 20	Alabama	(H)	74	69
Jan. 25	Florida	(H)	87	65
Jan. 27	Vanderbilt	(A)	91	90
Feb. 1	Mississippi State	(H)	112	79
Feb. 3	L.S.U.	(A)	77	76
Feb. 8	Georgia	(H)	75	61
Feb. 10	Auburn	(H)	119	76
Feb. 15	Tennessee	(A)	98	103
Feb. 17	Mississippi	(H)	108	89
Feb. 22	Alabama	(A)	84	79
Feb. 24	Florida	(A)	58	66
Mar. 1	Vanderbilt	(H)	109	84
Mar. 8	Mississippi State	(A)	118	80

SEC Co-Champions

NCAA TOURNAMENT

Mar. 15	Marquette	(N2)	76	54
Mar. 20	Central Michigan	(N3)	90	73
Mar. 22	Indiana	(N3)	92	90

(Tuscaloosa, Ala., and Dayton, O.)

Mar. 29	Syracuse	(N4)	95	79
Mar. 31	UCLA	(N4)	85	92

2858 2434

† Exhibition—Not counted in win-lost record.

(N1) Louisville; (N2) Tuscaloosa, Ala.; (N3) Dayton, O.; (N4) San Diego, CA.

1975-76—Won 20, Lost 10.

COACH: Joe B. Hall  
CAPTAIN: Jack Givens

Nov. 22	Yugoslavia (EXH.)†	(H)	75	74
Dec. 1	Northwestern	(H)	77	89
Dec. 8	North Carolina	(N1)	77	90
Dec. 10	Miami	(H)	91	69
Dec. 13	Kansas	(A)	54	48
Dec. 15	Indiana	(N2)	68	*77

UK INVITATIONAL TOURNAMENT

Dec. 19	Georgia Tech	66	64
Dec. 20	Oregon State	82	74

(Championship)

Dec. 30	Notre Dame	(N2)	79	77
Jan. 3	Mississippi State	(A)	73	77
Jan. 5	Alabama	(A)	63	76
Jan. 10	Tennessee	(H)	88	*90
Jan. 12	Georgia	(H)	92	76
Jan. 17	Vanderbilt	(H)	77	76
Jan. 24	Florida	(A)	89	82
Jan. 26	Auburn	(A)	84	*91
Jan. 31	Mississippi	(H)	89	81
Feb. 2	Louisiana State	(H)	85	71
Feb. 7	Tennessee	(A)	85	92
Feb. 9	Georgia	(A)	81	86
Feb. 14	Vanderbilt	(A)	65	69
Feb. 21	Florida	(H)	96	89
Feb. 23	Auburn	(H)	93	82
Feb. 28	Mississippi	(A)	94	87
Mar. 1	Louisiana State	(A)	85	70
Mar. 6	Alabama	(H)	90	85
Mar. 8	Mississippi State	(H)	94	*93

NATIONAL INVITATION TOURNAMENT

New York, N.Y.

Mar. 13	Niagara	67	61
Mar. 16	Kansas State	81	78
Mar. 18	Providence	79	78
Mar. 21	U.N.C. Charlotte	71	67

(Championship) 2415 2345

† Exhibition—Not counted in win-lost record.

(N1) Charlotte, N.C.; (N2) Louisville.

1976-77—Won 26, Lost 4.

COACH: Joe B. Hall  
CAPTAINS: Larry Johnson and Merion Haskins

Nov. 22	Marat'n Oil (EXH.)†	(N1)	110	93
Nov. 27	Wisconsin	(H)	72	64
Dec. 2	Texas Christian	(H)	103	53
Dec. 6	Indiana	(A)	66	51
Dec. 11	Kansas	(H)	90	63
Dec. 13	South Carolina	(A)	98	67

UK INVITATIONAL TOURNAMENT

Dec. 17	Bowling Green	77	59
Dec. 18	Utah	68	70

(Championship)

Dec. 30	Notre Dame	(N2)	102	*78
Jan. 3	Georgia	(H)	64	*59
Jan. 8	Vanderbilt	(A)	64	62
Jan. 12	Tennessee	(H)	67	*71
Jan. 15	Auburn	(A)	75	68
Jan. 17	Florida	(A)	73	71
Jan. 22	Louisiana State	(H)	87	72
Jan. 24	Mississippi	(H)	100	73
Jan. 29	Alabama	(A)	87	85
Jan. 31	Mississippi State	(A)	92	85
Feb. 5	Vanderbilt	(H)	113	73
Feb. 7	Florida State	(N2)	97	57
Feb. 12	Auburn	(H)	89	82
Feb. 14	Florida	(H)	104	78
Feb. 19	Louisiana State	(A)	90	76
Feb. 21	Mississippi	(A)	81	69
Feb. 26	Alabama	(H)	85	70
Feb. 28	Mississippi State	(H)	77	64
Mar. 5	Tennessee	(A)	79	81
Mar. 7	Georgia	(A)	72	54

SEC Co-Champions

NCAA TOURNAMENT

Mar. 12	Princeton	(N3)	72	58
Mar. 17	VMI	(N4)	93	78
Mar. 19	North Carolina	(N4)	72	79

2509 2070

† Exhibition—Not counted in win-lost record.

(N1) Memorial Coliseum; (N2) Louisville, Ky.; (N3) Philadelphia, Pa.; (N4) College Park, Md.

1977-78—Won 30, Lost 2.

COACH: Joe B. Hall  
CAPTAINS: Jack Givens and Rick Robey

Nov. 11	Russia (EXH)†	(N1)	109	75
Nov. 26	S. Methodist	(H)	110	86
Dec. 5	Indiana	(H)	78	64
Dec. 10	Kansas	(A)	73	66
Dec. 12	South Carolina	(H)	84	65

UK INVITATIONAL TOURNAMENT

Dec. 16	Portland State	114	88
Dec. 17	St. John's	102	72

(H) 104 65

Dec. 23	Iona	(H)	104	65
Dec. 31	Notre Dame	(N2)	73	68
Jan. 7	Vanderbilt	(H)	72	59
Jan. 7	Florida	(A)	86	67
Jan. 9	Auburn	(A)	101	77
Jan. 14	Louisiana State	(H)	96	76
Jan. 16	Mississippi	(H)	76	56
Jan. 21	Mississippi State	(A)	75	65
Jan. 23	Alabama	(A)	62	78
Jan. 30	Georgia	(H)	90	73
Feb. 4	Florida	(H)	88	61
Feb. 6	Auburn	(H)	104	81
Feb. 11	Louisiana State	(A)	94	*95
Feb. 13	Mississippi	(A)	64	52
Feb. 15	Tennessee	(H)	90	77
Feb. 18	Mississippi State	(H)	58	56
Feb. 20	Alabama	(H)	97	84
Feb. 25	Tennessee			

## Wildcat's Record Against All Opponents

Team	First Meeting	Last Meeting	UK Won	UK Lost	Opponent	Year 1	Year 2	UK Won	UK Lost
Advent Memorial Club (Cincy)	1909	1909	0	1	Michigan	1924	1970	4	1
Air Force	1965	1965	1	0	Michigan State	1935	1978	10	6
Akron	1937	1937	1	0	Minnesota	1951	1957	3	1
Alabama	1923	1981	66	20	Mississippi	1925	1981	58	4
Alabama-Birmingham	1980	1981	1	1	Mississippi State	1921	1981	53	9†
Alaska	1979	1980	2	0	Missouri	1960	1971	2	0
Alumni	1934	1941	2	0	Moore's Hill College	1906	1906	1	0
Arizona	1946	1946	1	0	Morehead	1961	1961	1	0
Arkansas	1945	1978	4	0	Naval Academy	1928	1969	2	1
Arkansas State	1945	1945	1	0	Nebraska	1940	1972	2	1
Army	1969	1969	1	0	Nevada Las Vegas	1978	1980	2	0
Ashland YMCA	1914	1914	1	0	New Albany YMCA	1906	1906	0	1
Auburn	1921	1981	47	8	New York U.	1935	1936	0	2
Austin Peay	1973	1973	1	0	Niagara	1976	1976	1	0
Baylor	1946	1979	6	0	North Carolina	1924	1977	6	12
Berea	1926	1945	11	0	North Carolina Charlotte	1976	1976	1	0
Bethany	1911	1911	1	0	North Carolina State	1931	1947	2	0
Bowling Green	1949	1976	2	0	Northwestern	1962	1975	7	1
Bradley	1949	1979	3	0	Notre Dame	1929	1980	28	15
Brigham Young	1951	1951	1	0	Oglethorpe	1934	1934	1	0
Butler	1911	1962	3	0	Ohio State	1933	1980	7	7
California	1979	1979	1	0	Ohio University	1944	1964	7	1
Cambridge University	1966	1966	1	0*	Ohio Wesleyan	1911	1911	0	1
Carnegie Tech	1931	1943	2	0	Oklahoma A&M State	1944	1974	3	1
Central U.	1906	1913	8	9	Oklahoma U.	1946	1946	1	0
Central Michigan	1975	1975	1	0	Oregon	1973	1973	1	0
Centenary	1923	1937	3	1	Oregon State	1966	1975	3	0
Centre	1916	1929	18	10	Otterbein	1911	1911	0	1
CCNY	1950	1950	0	1	Pennsylvania	1967	1969	2	0
Chattanooga	1914	1935	9	0	Penn. State	1952	1955	2	0
Chicago	1932	1935	2	0	Phillips Oilers	1948	1948	0	1**
Christ Church (Cincinnati)	1906	1913	0	3	Pittsburgh	1935	1960	4	0
Cincinnati U.	1904	1948	21	10	Portland State	1977	1977	1	0
Cincinnati YMCA	1905	1906	0	3	Princeton	1926	1977	2	1
Clemson	1922	1979	11	3	Providence	1976	1976	1	0
Colorado State College	1959	1959	1	0	Purdue	1949	1979	3	1
Columbia	1948	1948	1	0	Rhode Island	1946	1946	1	0
Cornell	1966	1966	0	1	Rose Polytechnic	1910	1917	1	1
Creighton	1930	1948	7	4	Salonika University	1966	1966	1	0*
Cumberland	1917	1921	4	1	Seattle	1958	1958	1	0
Dartmouth	1942	1973	3	1	Sewanee	1923	1934	6	0
Dayton	1947	1967	3	1	South Carolina	1928	1979	8	1
DePaul	1943	1970	17	3	Southern California	1959	1961	0	2
DePauw	1910	1944	1	2	Southern Methodist	1956	1977	3	1
Detroit	1938	1938	0	1	St. Andrews	1915	1915	1	1
Duke	1930	1980	10	4	St. John's	1943	1978	9	3
Eastern Normal	1928	1928	1	0	St. Joseph's	1939	1939	1	0
East Tennessee	1980	1980	1	0	St. Louis	1948	1966	7	9
Florida	1927	1981	45	9	Stanford	1973	1973	1	0
Florida State	1958	1980	5	2	Syracuse	1950	1978	4	0
Ft. Benning	1946	1946	1	0	Temple	1944	1962	14	4
Ft. Knox	1942	1947	7	0	Tennessee	1910	1981	100	49
Georgia	1921	1981	64	9	Texas A&M	1941	1979	2	1
Georgia Tech	1924	1975	50	13	Texas Christian	1976	1976	1	0
Georgetown (Ky.) College	1903	1938	35	14	Texas Tech.	1963	1965	2	0
Georgetown University	1922	1922	0	1	Texas Western	1966	1966	0	1
Great Lakes Navy	1942	1943	0	2	Transylvania	1903	1911	6	8***
Hardin-Simmons	1965	1965	1	0	Tufts	1945	1945	1	0
Holy Cross	1948	1948	2	0	Tulane	1921	1966	37	5
Houston	1956	1956	2	0	Tulsa	1947	1948	3	0
Idaho	1946	1955	2	0	UCLA	1951	1975	3	1
Illinois	1925	1966	8	4	Utah	1944	1976	2	2
Indiana	1924	1980	10	13	Utah State	1957	1957	1	0
Indiana Central	1946	1949	4	0	Vanderbilt	1912	1981	86	29
Iona	1977	1979	2	0	Vernon College	1906	1906	1	0
Iowa	1956	1973	3	2	Villanova	1949	1949	2	0
Iowa State	1964	1964	1	0	Virginia	1914	1966	6	2
Istanbul University	1966	1966	1	0*	Virginia Tech	1924	1962	2	1
Jacksonville	1970	1970	0	1	VMI	1914	1977	3	2
Kansas	1950	1980	12	1	Wabash	1925	1946	1	1
Kansas State	1940	1976	7	0	Wake Forest	1953	1963	2	0
Kentucky Wesleyan	1910	1938	8	2+	Warsaw University	1966	1966	2	0*
La Salle	1953	1978	3	0	Washington U.	1942	1948	2	0
Lexington High	1909	1911	1	1	Washington & Lee	1922	1956	12	1
Lexington YMCA	1907	1912	3	4	Washington State	1974	1974	1	0
Long Island U.	1939	1947	2	1	Wayne	1956	1956	1	0
Louisiana State	1933	1981	48	9	Western Kentucky	1971	1971	0	1
Louisville Coliseum	1908	1908	1	1	Western Ontario	1945	1949	4	0
Louisville U.	1913	1959	8	3	West Texas State	1950	1978	2	0
Louisville YMCA	1914	1914	1	0	West Virginia	1924	1970	10	4
Louisville YMHA	1914	1914	1	0	Wisconsin	1963	1976	2	1
Loyola (Chicago)	1949	1964	4	0	Wright Field	1944	1944	1	0
Loyola (La.)	1963	1963	1	0	Wyoming	1944	1944	1	0
Maine	1980	1980	1	0	Xavier	1935	1969	37	2
Marietta	1913	1916	2	2	Yale	1961	1961	1	0
Marquette	1938	1975	7	4					
Marshall	1913	1933	6	0					
Maryland	1928	1958	4	0					
Maryville	1915	1940	5	0					
Mercer	1921	1922	1	1					
Mexico U.	1933	1942	3	0					
Mexico YMCA	1924	1924	1	0					
Miami (Florida)	1956	1956	1	0					
Miami (Ohio)	1905	1978	17	4					

†Record includes nine games with Mississippi A&M which later became known as Mississippi State.  
 \*Played in International Universities Tournament at Tel Aviv, Israel, in August, 1966.  
 \*\*Pre-Olympic Games exhibitions not included.  
 \*\*\*Record includes 10 games with Kentucky University, which became known as Transylvania in 1909.  
 + Record does not take in account tie game played between UK and Kentucky Wesleyan Feb. 9, 1918. Unique 21-21 tie resulted from scorer's error which was not discovered until after teams departed.

## University of Kentucky Radio

The Kentucky Network, which was awarded UK broadcast rights in June, 1980, for the next three years, began broadcasting on April 3, 1978, as the first and only full-time network in the state to provide a comprehensive statewide news, sports, weather, and farm programming on a 7-day-a-week, 12-month-a-year basis.

With ownership of the broadcast rights, D. J. Everett, a 1969 UK graduate, will coordinate the sports network.

Synonymous with the Wildcats is sportscaster Cawood Ledford. Ledford is entering his 16th year with the UK network and his 29th year covering UK sports.

Assisting Ledford is Ralph Hacker, president and general manager of radio station WVLK in Lexington, who begins his eighth year as color commentator.

## University of Kentucky Television

The UK television Network enters its 11th year with WAVE-TV of Louisville as the coordinator.

Handling play-by-play and color for the telecasts are Bob Domine, sports director of WAVE-TV in Louisville, and Rob Bromley, sports director of WKYT-TV in Lexington, with color commentary by former Wildcat great Jack Givens.

See page 50 for complete Wildcat TV schedule.

## Kentucky Press-Radio-Television Outlets

### Lexington:

Lexington Herald  
D. G. Fitzmaurice  
Lexington Leader  
Rick Bailey  
Mark Bradley  
227 West Short Street  
Lexington, Ky. 40507

Cawood Ledford  
120 Kentucky Avenue  
Lexington, Ky. 40502

WVLK Radio  
Dick Gabriel  
Ralph Hacker  
P.O. Box 1559  
Lexington, Ky. 40501

WLAP Sports  
P.O. Box 11670  
Lexington, Ky. 40511

WBLG Radio Sports  
130 Barr Street  
Lexington, Ky. 40507

WLEX-TV  
Alan Cutler  
P.O. Box 1457  
Lexington, Ky. 40501

WKYT-TV  
Rob Bromley, Director  
P.O. Box 655  
Lexington, Ky. 40501

WTVQ-TV  
Mike Hartnett  
Box 5590  
Lexington, Ky. 40501  
Charles Wolfe  
Associated Press  
146 Market  
Lexington, Ky. 40507

Kentucky Kernel Sports  
University of Kentucky  
Lexington, Ky. 40506

WBKY RADIO SPORTS  
University of Kentucky  
Lexington, Ky. 40506

CATS PAUSE  
P.O. Box 7297  
Lexington, Ky. 40502

### Louisville:

Louisville Courier-Journal  
Earl Cox  
Billy Reed  
Mike Sullivan  
525 West Broadway  
Louisville, Ky. 40202

Louisville Times Sports  
George Rorrer  
Rick Bozich  
525 West Broadway  
Louisville, Ky. 40202

WHAS & WHAS-TV  
Van Vance  
Paul Rogers  
P.O. Box 1084  
Louisville, Ky. 40201

Associated Press  
525 West Broadway  
Louisville, Ky. 40201

UPI Sports  
P.O. Box 537  
Louisville, Ky. 40201

WAVE & WAVE-TV Sports  
725 South Floyd Street  
Louisville, Ky. 40203

WLKY-TV Sports  
P.O. Box 6218  
Louisville, Ky. 40216

WINN Radio Sports  
Third and Broadway  
Louisville, Ky. 40202

WAKY Radio Sports  
558 South Fifth Street  
Louisville, Ky. 40204

### State:

Ashland Independent  
Mike Reliford  
Sports Department  
226 17th Street  
Ashland, Ky. 41101

Park City News  
Sports Department  
813 College Street  
Bowling Green, Ky. 42101

Tribune-Times Sports  
Ky. and Monroe Streets  
Corbin, Ky. 40701

Post & Times-Star Sports  
421 Madison Avenue  
Covington, Ky. 41011

Advocate-Messenger  
Larry Vaught  
Sports Department  
Danville, Ky. 40422

News-Enterprise Sports  
Bob Watkins  
Elizabethtown, Ky. 42701

State-Journal Sports  
321 West Main Street  
Frankfort, Ky. 40501

UPI Sports  
321 W. Main  
Frankfort, Ky. 40601

The Times Sports  
301 South Green Street  
Glasgow, Ky. 42141

The Enterprise Sports  
Central Street  
Harlan, Ky. 40831

Gleaner-Journal Sports  
216 North Elm  
Henderson, Ky. 42420

Kentucky New Era Sports  
123 West 7th Street  
Hopkinsville, Ky. 42240

The Messenger Sports  
221 South Main Street  
Madisonville, Ky. 42431

Messenger Sports  
206 West Broadway  
Mayfield, Ky. 42066

Ledger-Independent Sports  
43 West Second  
Maysville, Ky. 41056

News Sports Editor  
Chester Avenue  
Middlesboro, Ky. 40965

Messenger and Inquirer Sports  
1401 Frederica Street  
Owensboro, Ky. 42301

Paducah Sun Sports  
408 Kentucky Avenue  
Paducah, Ky. 42001

Paris Daily Enterprise Sports  
23 East 4th Street  
Paris, Ky. 40361

Register Sports  
South Second Street  
Richmond, Ky. 40475


Commonwealth-Journal  
Jim Kurk  
102 North Maple Street  
Somerset, Ky. 42501

Winchester Sun Sports  
Wall and Cleveland Streets  
Winchester, Ky. 40391

The Kentucky radio broadcast team at work. With headsets from left to right are engineer Tom Devine, Cawood Ledford, and Ralph Hacker.



A Great and Growing University . . .  
The University of Kentucky



Truly one of the leading land grant institutions in the nation, the University of Kentucky has a national and international reputation in such diverse fields as medicine, business, engineering, law and agriculture.

Situated in the heart of the beautiful Bluegrass region of Kentucky, the main campus at Lexington has more than 23,000 students enrolled.

Another 19,000 students are enrolled in the 13 community colleges operated by UK across the state.

The main campus, near downtown Lexington, comprises about 625 acres of land on which there are more than 200 buildings and other structures, walks, malls, gardens, playing fields, recreation space and parking.

UK has a graduate school and 17 academic colleges . . . Arts and Sciences, Agriculture, Engineering, Business and Economics, Education, Home Economics, Library Science, Social Work, Architecture, Communications, Fine Arts, Law, Medicine, Nursing, Dentistry, Allied Health Professions and Pharmacy.


UK is noted for its research efforts, especially in the fields of energy, tobacco and cancer.

UK's Institute for Mining and Minerals Research is a national leader in energy-related research.

The UK College of Agriculture has been responsible over the years for the development of 80 percent of the burley tobacco varieties grown anywhere in the world, and its research on tobacco diseases has saved farmers millions of dollars.

Kentucky also is a world leader in the thoroughbred horse industry. In fact, vaccines developed at UK for horses are being used all over the world.

UK has an outstanding faculty with some of the top teachers and researchers in the nation.



In the arts, close to 100,000 people attend the many art, music and theater productions at UK. UK's new Center for the Arts contains a 400-seat recital hall, a 1,500-seat concert hall and the 20,000 square-foot UK Art Museum.

UK's Albert B. Chandler Medical Center has a wide range of programs in education and research. The five colleges of the Medical Center — Medicine, Nursing, Dentistry, Pharmacy and Allied Health — have more than 2,000 students pursuing bachelor, masters and doctoral degrees in health-related fields.

Of major significance in the area of medical research is the Sanders-Brown Research Center on Aging, one of the first facilities of its kind in the nation.

UK graduates almost 6,000 students each year from the main campus and the community colleges. The UK Alumni Association, therefore, continues to grow in number of clubs (64) and paid members (22,000). Besides the 34 clubs in Kentucky, there are 30 organized alumni groups outside the state from Los Angeles to New York.


The University has had only eight presidents since its founding in 1865. Dr. Otis Singletary, now in his 13th year as UK president, is a history scholar and nationally-recognized university administrator.












...the ...  
...the ...  
...the ...  
...the ...

# KENTUCKY




A WAY  
IN THE BLUE G

University Archives  
Margaret I. King Library -  
University of Kentucky  
Lexington, Kentucky 40506

# BASKETBALL



OF LIFE  
E GRASS STATE



### 1981-82 Wildcat Basketball Schedule

Date	Opponent	Site	Time*
Nov. 23 (Mon.)	YUGOSLAVIA	LEXINGTON	7:30
Nov. 28 (Sat.)	AKRON	LEXINGTON	7:30
Dec. 5 (Sat.)	Ohio State	Columbus	2:35
Dec. 8 (Tues.)	INDIANA	LEXINGTON	8:05
Dec. 12 (Sat.)	Kansas	Lawrence	8:30
Dec. 18 (Fri.)	UKIT (UK vs. Jacksonville, Seton Hall vs. Utah State)	LEXINGTON	7:05
Dec. 19 (Sat.)	North Carolina	E. Rutherford	2:05
Dec. 26 (Sat.)	NOTRE DAME	LOUISVILLE	8:05
Dec. 29 (Tues.)	Georgia	Athens	7:35
Jan. 2 (Sat.)	AUBURN	LEXINGTON	7:30
Jan. 6 (Wed.)	Tennessee	Knoxville	7:30
Jan. 9 (Sat.)	Mississippi	Oxford	9:05
Jan. 13 (Wed.)	ALABAMA	LEXINGTON	7:30
Jan. 16 (Sat.)	Florida	Gainesville	7:00
Jan. 20 (Wed.)	VANDERBILT	LEXINGTON	7:30
Jan. 23 (Sat.)	LOUISIANA STATE	LEXINGTON	9:05
Jan. 25 (Mon.)	Mississippi State	Starkville	8:30
Jan. 27 (Wed.)	GEORGIA	LEXINGTON	3:05
Jan. 30 (Sat.)	Auburn	Auburn	9:05
Feb. 3 (Wed.)	TENNESSEE	LEXINGTON	7:30
Feb. 6 (Sat.)	MISSISSIPPI	LEXINGTON	7:30
Feb. 10 (Wed.)	Alabama	Tuscaloosa	3:05
Feb. 13 (Sat.)	FLORIDA	LEXINGTON	7:30
Feb. 17 (Wed.)	Vanderbilt	Nashville	8:30
Feb. 20 (Sat.)	MISSISSIPPI STATE	LEXINGTON	7:30
Feb. 24 (Wed.)	Louisiana State	Baton Rouge	3:05
Feb. 27 (Sat.)	SEC TOURNAMENT	LEXINGTON	TBA

\*All times EST and p.m.