

*The
University of*

KENTUCKY

The Spirit



Jim Kovach

*Head Coach
Fran Curci*

Warren Bryant

FOOTBALL '76

1976 UNIVERSITY OF KENTUCKY FOOTBALL SCHEDULE

| | | |
|----------|------------------------------|----------|
| Sept. 11 | Oregon State at Lexington | 1:30 EDT |
| Sept. 18 | Kansas at Lawrence | 1:30 CDT |
| Sept. 25 | West Virginia at Lexington | 1:30 EDT |
| Oct. 2 | Penn State at Lexington | 1:30 EDT |
| Oct. 9 | Mississippi State at Jackson | 1:30 CDT |
| Oct. 16 | Louisiana State at Lexington | 7:30 EDT |
| Oct. 23 | Georgia at Lexington | 7:30 EDT |
| Oct. 30 | Maryland at College Park | 1:30 EDT |
| Nov. 6 | Vanderbilt (HC) at Lexington | 1:30 EST |
| Nov. 13 | Florida at Lexington | 1:30 EST |
| Nov. 20 | Tennessee at Knoxville | 1:30 EST |

1975 UNIVERSITY OF KENTUCKY RESULTS

All Games: Won 2, Lost 8, Tied 1

SEC Only: Won 0, Lost 6

| | | UK | OPP |
|----------|-----------------|----|-----|
| Sept. 13 | Virginia Tech | 27 | 8 |
| Sept. 20 | Kansas | 10 | 14 |
| Sept. 27 | Maryland | 10 | 10 |
| Oct. 4 | Penn State | 3 | 10 |
| Oct. 11 | Auburn | 9 | 15 |
| Oct. 18 | Louisiana State | 14 | 17 |
| Oct. 25 | Georgia | 13 | 21 |
| Nov. 1 | Tulane | 23 | 10 |
| Nov. 8 | Vanderbilt | 3 | 13 |
| Nov. 15 | Florida | 7 | 48 |
| Nov. 22 | Tennessee | 13 | 17 |

SERIES HISTORY—LAST RESULTS WITH 1976 FOES

| | | |
|-------------------|-----------------------|-------------------------|
| OREGON STATE | 1-0-0 UK since 1968 | LAST: 35-34 UK in 1968 |
| KANSAS | 1-0-0 KU since 1975 | LAST: 14-10 KU in 1976 |
| WEST VIRGINIA | 9-6-1 UK since 1905 | LAST: 16-3 WVA in 1974 |
| PENN STATE | 1-0-0 PS since 1975 | LAST: 10-3 PS in 1975 |
| MISSISSIPPI STATE | 8-5-0 MS since 1914 | LAST: 42-14 UK in 1973 |
| LSU | 19-6-1 LSU since 1949 | LAST: 17-14 LSU in 1975 |
| GEORGIA | 21-6-1 UG since 1939 | LAST: 21-13 UG in 1975 |
| MARYLAND | 1-1-2 since 1931 | LAST: 10-10 in 1975 |
| VANDERBILT | 27-17-4 VU since 1896 | LAST: 13-3 VU in 1975 |
| FLORIDA | 13-13-0 since 1917 | LAST: 48-7 UF in 1975 |
| TENNESSEE | 43-19-9 UT since 1893 | LAST: 17-13 UT in 1975 |

Kentucky's 1975 Home Attendance

| | |
|---------------------|---------|
| VPI (Sept. 13) | 57,149 |
| Kansas (Sept. 20) | 57,504 |
| Maryland (Sept. 27) | 55,292 |
| Auburn (Oct. 11) | 57,722 |
| Tulane (Nov. 1) | 57,050 |
| Tennessee (Nov. 22) | 56,487 |
| Season Total | 341,204 |
| Per-Game Average | 56,867 |

Reference copy

UNIVERSITY OF KENTUCKY
1976
FOOTBALL FACTS BOOK

University Archives
INDEX Margaret I. King Library - North
University of Kentucky
Lexington, Kentucky 40506

| | | | |
|-----------------------------------|---------|----------------------------------|--------------|
| All-Americans, All-SEC | 91-92 | Scholarship Signers | 40506 |
| All-Star Games | 98-99 | Shively Memorial | 77 |
| Athletics at Kentucky | 77 | Sports Info Staff | 100 |
| Athletic Director Hagan | 79-80 | University of Kentucky | |
| Athletics Staff | 3 | General Information | 3 |
| Award Winners (Annual) | 94-97 | Dr. Singletary | 78 |
| Commonwealth Stadium | 10-11 | Varsity Football | |
| Football Staff | | Background Briefs | 15-52 |
| Coach Curci | 82-83 | Bowl Record | 90 |
| Wildcat Coaching Staff | 84-87 | Captains | 101 |
| Coaches Through Years | 88 | Records—Team, | |
| Lettermen Through | | Individual | 102-106 |
| Years | 107-113 | Rosters—Alphabetical | 6-7 |
| Press-Radio-TV Info | 2, 4 | Schedule | Inside Front |
| Opponents Information | | Schedules—Advance | 5 |
| Record vs. All | | Statistics (1974) | 12-13-14 |
| Opponents | 114-124 | Team Travel Plans | 5 |
| 1976 Scouting Reports | 53-76 | 1,000 Yard Performers | 99 |

SPORTS INFORMATION OFFICE
TELEPHONE: A.C. 606-257-3838; 257-3839

Editor: Russell Rice, Director of Sports Information
Jack Perry, Assistant SID
Ann Easterling, Secretary

TO THE PRESS-RADIO-TV

Here is your copy of the 1976 Kentucky Wildcats' Football Facts Book which we sincerely hope will aid you in the process of covering U. of K. football during the forthcoming season. If you desire additional information or have any questions not answered herein, please feel free to contact the Sports Information Office, (606) 257-3838.

WORKING TICKETS—Address requests to Sports Information Office as far in advance as possible. After Tuesday preceding the game, tickets will not be mailed. Pick up at the Information Window in Memorial Coliseum, except on game days, when they will be moved to the ticket window at Commonwealth Stadium.

COMPS—No individual game allotment.

TELECOPIERS—A Telecopier station equipped with dorm-type telephones which take only collect or credit card calls, is provided in the press box for use of out-of-town writers. A fee of \$15 will be assessed for use of a telephone. A telephone, telecopier and operator will be provided for a fee of \$25. Telephone jacks are available along press row for persons wishing to order their own telephone installation; however, it is less expensive to use the aforementioned telephones. Please notify Sports information in advance of your needs.

PRESS BOX—Limited to working personnel. Kentucky Sports Information will service play-by-play quarterly, half-time and final statistics, scoring summary, lineups and coaches' comments. Food is available in Commonwealth Stadium Press Box upon presentation of meal ticket.

RADIO—Broadcasting rights to UK games are assigned exclusively to the UK Network. One free reciprocal outlet is guaranteed opponent schools visiting Lexington. Any additional stations must clear through the UK Director of Broadcasting, Mr. Pete Manchikes (257-2655). Working passes will be supplied approved stations by Sports Information Office.

TELEVISION AND MOTION PICTURES—Live television coverage prohibited except under NCAA auspices. Accredited TV stations or newsreel agencies permitted to make motion pictures of game action for delayed showing provided that no more than 200 feet of highlights of any game are used. An agreement to this effect must be executed before permission will be granted. Application should be made to the UK Director of Broadcasting and forms may be signed for the entire season. On request, the University Film Lab will provide TV stations with a 100 to 200-foot newsclip of game highlights (processed 16 mm color film) at actual cost. Film can be shipped on Sunday following game.

UNIVERSITY OF KENTUCKY

General Information

LOCATION—Lexington, Ky. EST. ENROLLMENT—31,500
FOUNDED—1865 (On Campus—20,000)
PRESIDENT—Dr. Otis A. Singletary (At 13 Centers—11,500)
VICE-PRESIDENT, ADMINISTRATION—Dr. Donald B. Clapp
VICE-PRESIDENT, ACADEMIC AFFAIRS—Dr. Lewis W. Cochran
VICE-PRESIDENT, BUSINESS AFFAIRS—Jack Blanton
VICE-PRESIDENT, MEDICAL CENTER—Dr. Peter Bosomworth
VICE-PRESIDENT, STUDENT AFFAIRS—Robert G. Zumwinkle
FACULTY CHAIRMAN OF ATHLETICS—Dr. William L. Matthews, Jr.
(UK's faculty representative to the Southeastern Conference)
VICE-PRESIDENT, UNIVERSITY RELATIONS—Dr. Ray Hornback
DIRECTOR OF INFORMATION SERVICES—Bernie Vonderheide
DIRECTOR OF BROADCASTING—Pete Manchikes
ATHLETIC CONFERENCE—Southeastern (member since founding in 1933)
NICKNAME OF TEAMS—Wildcats COLORS—Blue and White
FIGHT SONG—"On, On U. of K." BAND—Wildcat Marching Band
STADIUM—Commonwealth Stadium (Capacity 58,000)
GYMNASIUM—Rupparena (capacity 23,000)

Athletics Staff

DIRECTOR OF ATHLETICS—Clifford O. Hagan
Assistant to Director—Mrs. Louise Gilchrist
Assistant to Director for Academic Affairs—Dr. Frank M. Downing
Assistant Director of Athletics—Frank Ham
HEAD FOOTBALL COACH—Fran Curci
Administrative Assistant—Mrs. Darla Howe
ASSISTANT FOOTBALL COACHES—Charlie Bailey, John Cooper, Dan Coughlin, Jon Mirilovich, Billy Mitchell, Perry Moss, Dave Wells.
HEAD COACHES OF OTHER SPORTS—**Baseball:** "Tuffy" Horne; **Basketball:** Joe B. Hall; **Golf:** Dan Leal; **Rifle:** Capt. Mike Fairhead; **Swimming:** Wynn Paul; **Track and Cross Country:** Ken Olson; **Wrestling:** Fletcher Carr.
SPORTS INFORMATION DIRECTOR—Russell Rice
ASSISTANT SID—Jack Perry TICKET MANAGER—Al Morgan
ACCOUNTANT—Jan Smits
FOOTBALL EQUIP. MGR.—Clarence (Buckshot) Underwood
HEAD TRAINER—R. D. Wilson
GROUNDS SUPT.—Claude (Buck) Bruner

KENTUCKY PRESS-RADIO-TELEVISION OUTLETS

Lexington:

Lexington Herald-Leader
Steve Wilson
D. G. Fitzmaurice
Rick Bailey
227 West Short Street
Lexington, Ky. 40507

WVLK Radio
Ralph Hacker
John Henderson
P. O. Box 1559
Lexington, Ky. 40501

WLAP Sports
Phil Foster
Russell Cave Pike
Lexington, Ky. 40501

WBLG Radio Sports
130 Barr Street
Lexington, Ky. 40507

WLEX-TV
Tom Hammond, Director
P. O. Box 1457
Lexington, Ky. 40501

WKYT-TV
Denny Trease
P.O. Box 5037
Lexington, Ky. 40501

WTVQ-TV
Randy Waters
P.O. Box 1748
Lexington, Ky. 40501

Bob Cooper
Associated Press
146 Market Street
Lexington, Ky. 40507

Kentucky Kernel Sports
University of Kentucky
Lexington, Ky. 40506

Louisville:

Louisville Courier-Journal
Dave Kindred
George Rorrer
525 West Broadway
Louisville, Ky. 40202
Earl Cox, Ex. S.E.
Louisville Times Sports
Dick Fenlon
Jim Terhune
Paul Borden
Marvin Gay
525 West Broadway
Louisville, Ky. 40202

WHAS & WHAS-TV
Cawood Ledford
P.O. Box 1084
Louisville, Ky. 40201

Associated Press
525 West Broadway
Louisville, Ky. 40201

UPI Sports
P.O. Box 537
Louisville, Ky. 40201

WAVE & WAVE-TV Sports
Ed Kallay, Director
Joe Knight
725 South Floyd Street
Louisville, Ky. 40203

WLKY-TV Sports
Dave Conrad
P.O. Box 6218
Louisville, Ky. 40216

WINN Radio Sports
Third and Broadway
Louisville, Ky. 40202

WAKY Radio Sports
558 South Fifth Street
Louisville, Ky. 40204

State:

Ashland Independent
Mike Reliford
Sports Department
226 17th Street
Ashland, Ky. 41101

Park City News
Clark Hanes
Sports Department
813 College Street
Bowling Green, Ky. 42101

Jack Thurston
Tribune-Times Sports
Ky. and Monroe Streets
Corbin, Ky. 40701

Post & Times-Star Sports
Andy Cox
421 Madison Avenue
Covington, Ky. 41011

Advocate-Messenger
Sports Department
Danville, Ky. 40422

State-Journal Sports
Paul Weddle
321 West Main Street
Frankfort, Ky. 40601

Fred Ganter
The Times Sports
301 South Green Street
Glasgow, Ky. 42141

Gleaner-Journal Sports
216 North Elm
Henderson, Ky. 42420

Bob Watkins
Elizabethtown News Enterprise
Elizabethtown, Ky. 42701

The Enterprise Sports
Central Street
Harlan, Ky. 40831

Kentucky New Era Sports
Chip Hutcheson
123 West 7th Street
Hopkinsville, Ky. 42240

The Messenger
Sports Department
221 South Main Street
Madisonville, Ky. 42431

Messenger Sports
206 West Broadway
Mayfield, Ky. 42066

Ledger-Independent
Sports Department
43 West Second
Maysville, Ky. 41056

News Sports
Chester Avenue
Middlesboro, Ky. 40965

Sports Editor
The Ledger Times
103 N. Fourth
Murray, Ky. 42071

Messenger Inquirer
Sports Department
1401 Frederica Street
Owensboro, Ky. 42301

Sun-Democrat Sports
408 Kentucky Avenue
Paducah, Ky. 42001

Paris Daily Enterprise
Bill Straud
23 East 4th Street
Paris, Ky. 40361

Ken Green
Register Sports
South Second Street
Richmond, Ky. 40475

Jim Kurk
Commonwealth-Journal
102 North Maple Street
Somerset, Ky. 42501

The Winchester Sun
Neal Bryant
Sports Department
Wall and Cleveland Streets
Winchester, Ky. 40391

Cats Pause
P.O. Box 7297
Lexington, Ky. 40502

1975 TEAM TRAVEL PLANS HEADQUARTERS FOR ROAD GAMES

KANSAS at LAWRENCE, KANSAS on Sept. 18 at 1:30 p.m. CDT. HQ Holiday Inn of Lawrence. Southern Airways Charter—Leave Lexington Sept. 17, 7:00 p.m. EDT. Arrive Kansas City at 7:30 p.m. CDT (International Airport)

Note: Bus to Lawrence — approximately one hour. Bus to Kansas City after game.

Return—Leave Kansas City Sept. 17 at 6:30 p.m. CDT. Arrive Lexington at 9:00 p.m. EDT.

MISSISSIPPI STATE at JACKSON, MISS. on Oct. 9 at 1:30 p.m. CDT. HQ The Jacksonian Inn. Southern Airways Charter—Leave Lexington Oct. 8, 8:00 p.m. EDT. Arrive Jackson at 8:25 p.m. CDT.

Return—Leave Jackson Oct. 9 at 5:00 p.m. CDT. Arrive Lexington at 7:30 p.m. EDT.

MARYLAND at COLLEGE PARK, Md. on Oct. 30 at 1:30 p.m. EST. HQ Sheraton Inn-Washington Northeast, 8500 Annapolis Road, New Carrollton, Maryland. Southern Airways Charter—Leave Lexington Oct. 29 at 6:30 p.m. EST. Arrive Washington at 7:40 p.m. EST (Dulles Airport).

Return—Leave Washington Oct. 30 at 6:00 p.m. EST. Arrive Lexington at 7:10 p.m. EST.

TENNESSEE at KNOXVILLE, TENN. on Nov. 20 at 1:30 p.m. EST. HQ FOR TEAM ONLY: Holiday Inn, Cove Lake at Caryville, Tenn. HQ for officials and others not on Team Buses: Howard Johnson, West Town, 7723 Kingstown Pike. Transportation as follows—Leave Sports Center by Greyhound (3-38 passenger) Nov. 19 at 5:00 p.m. Arrive Caryville, Tennessee approximately at 7:45 p.m.

Leave Caryville, Tennessee Nov. 20 by bus at 11:00 a.m. Arrive U.T. Stadium at 12:01 p.m.

After game, buses to Knoxville Airport (approximately 45 min. to one hour).

Return—Leave Knoxville Nov. 20 at 5:30 p.m. by Southern Airways Charter. Arrive Lexington at 6:00 p.m.

KENTUCKY ADVANCE SCHEDULES

1977

Sept. 10 North Carolina at Lexington
Sept. 17 Baylor at Waco
Sept. 24 West Virginia at Lexington
Oct. 1 Penn St. at University Park
Oct. 8 Mississippi St. at Lexington
Oct. 15 Louisiana St. at Baton Rouge
Oct. 22 Georgia at Athens
Oct. 29 Virginia Tech at Lexington
Nov. 5 Vanderbilt at Nashville
Nov. 12 Florida at Gainesville
Nov. 19 Tennessee at Lexington

1978

Sept. 16 South Carolina at Columbia
Sept. 23 Baylor at Lexington
Sept. 30 Maryland at College Park
Oct. 7 Penn State at Lexington
Oct. 14 Ole Miss at Oxford
Oct. 21 Louisiana St. at Lexington
Oct. 28 Georgia at Lexington
Nov. 4 Virginia Tech at Blacksburg
Nov. 11 Vanderbilt at Lexington
Nov. 18 Florida at Lexington
Nov. 25 Tennessee at Knoxville

1976 UNIVERSITY OF KENTUCKY FOOTBALL ROSTER

| Name | Pos. | Class | Ht. | Wt. | Age | Exp. | Hometown |
|--------------------|------|-------|--------------------|-----|-----|------|---------------------|
| Bishop, Fred | WR | Jr. | 6-2 | 188 | 21 | 2L | Pineville, Ky. |
| Blanton, Jerry | NG | Jr. | 6-1 | 230 | 20 | 2L | Toledo, Ohio |
| Boyd, Lester | LB | So. | 6-2 $\frac{1}{4}$ | 232 | 19 | 1L | Franklin, Ky. |
| Brown, Joe | DT | Fr. | 6-3 | 220 | 21 | — | Toledo, Ohio |
| Bryant, Joe | K | So. | 6-1 | 205 | 21 | — | Tompkinsville, Ky. |
| Bryant, Warren | OT | Sr. | 6-5 $\frac{1}{2}$ | 249 | 21 | 3L | Miami, Fla. |
| Buban, Jerry | DB | Jr. | 5-11 | 183 | 21 | Fr. | Monroeville, Pa. |
| Burke, Randy | SE | Sr. | 6-1 $\frac{1}{2}$ | 189 | 21 | 2L | Miami, Fla. |
| Carpenter, Bruce | OT | Jr. | 6-2 | 239 | 22 | Sq. | Corbin, Ky. |
| Carr, Ray | DB | Sr. | 5-10 | 187 | 23 | 3L | Louisville, Ky. |
| Carter, Pat | FB | So. | 6-0 | 208 | 20 | — | Hull, Ga. |
| Cason, Ron | DB | Jr. | 5-11 $\frac{1}{2}$ | 185 | 20 | 2L | Coral Gables, Fla. |
| Chaney, Robb | LB | So. | 6-1 $\frac{1}{2}$ | 215 | 19 | Fr. | Catlettsburg, Ky. |
| Crea, Dave | DT | Jr. | 6-2 | 258 | 21 | Fr. | Grosse Point, Mi. |
| Dickerson, Charlie | SE | Sr. | 6-1 $\frac{1}{2}$ | 201 | 23 | JC | Bastrop, La. |
| Diehl, Bud | DE | So. | 6-2 $\frac{1}{4}$ | 213 | 22 | — | Louisville, Ky. |
| Dipre, Joe | RB | Jr. | 6-1 | 212 | 21 | 2L | Erie, Pa. |
| Dornbrook, Tom | DE | Jr. | 6-2 | 218 | 21 | 2L | Pittsburgh, Pa. |
| Duke, David | LB | Jr. | 5-10 $\frac{1}{2}$ | 220 | 21 | Fr. | Prospect, Ky. |
| Fadrowski, Dave | LB | So. | 6-2 | 215 | 20 | Fr. | Elkridge, Md. |
| Faiella, Tom | OG | So. | 6-1 $\frac{1}{4}$ | 237 | 19 | — | Manchester, Ohio |
| Foushee, Gil | SE | Jr. | 5-8 $\frac{1}{4}$ | 161 | 21 | Sq. | Lexington, Ky. |
| Fowler, Dan | OG | Jr. | 6-4 $\frac{1}{2}$ | 246 | 20 | 2L | Euclid, Ohio |
| Gay, Washington | NG | Sr. | 6-0 $\frac{1}{2}$ | 230 | 23 | Fr. | Miami, Fla. |
| Gemmill, Pete | SE-P | Sr. | 5-9 $\frac{1}{2}$ | 176 | 21 | 2L | Atlanta, Ga. |
| Hawkins, Robert | HB | So. | 6-0 $\frac{1}{4}$ | 195 | 19 | Fr. | Mt. Sterling, Ky. |
| Hayden, Rick | S | So. | 6-3 | 193 | 19 | Fr. | Louisville, Ky. |
| Hess, Jeff | DT | Jr. | 6-1 $\frac{1}{2}$ | 232 | 20 | 1L | Mentor, Ohio |
| Hill, Chris | TB | So. | 5-9 $\frac{1}{2}$ | 177 | 19 | Fr. | Montgomery, Ala. |
| Hite, Cliff | QB | Sr. | 6-2 $\frac{1}{2}$ | 212 | 21 | 1L | Findlay, Ohio |
| Hopewell, Dave | OT | So. | 6-4 | 240 | 19 | Fr. | Talladega, Ala. |
| Hyde, Rick | RB | So. | 5-11 | 185 | 19 | Fr. | Fairfield, Ohio |
| Jardine, Richard | OT | Jr. | 6-6 $\frac{1}{4}$ | 248 | 20 | 1L | Beverly Hills, Ca. |
| Jones, David | DB | So. | 6-1 | 196 | 21 | — | LaGrange, Ky. |
| Karish, Ken | TE | Jr. | 6-0 | 199 | 21 | Sq. | Monroeville, Pa. |
| Keelin, Terry | RB | So. | 5-11 $\frac{1}{4}$ | 201 | 19 | Fr. | Catlettsburg, Ky. |
| Keene, Mark | OG | So. | 6-7 | 239 | 20 | Fr. | Louisville, Ky. |
| Kirchbaum, Kelly | LB | So. | 6-2 $\frac{1}{4}$ | 236 | 19 | 1L | Radcliffe, Ky. |
| Klinec, Randy | OG | Jr. | 6-2 | 248 | 21 | Sq. | Elyria, Ohio |
| Kovach, Jim | LB | Jr. | 6-2 $\frac{1}{2}$ | 216 | 20 | 2L | Parma Heights, Ohio |
| Lightcap, Jeff | TE | So. | 6-4 | 238 | 20 | 1L | Centerville, Ohio |
| Martin, Mike | LB | Jr. | 6-1 $\frac{1}{4}$ | 212 | 21 | 1L | Melbourne, Fla. |
| Mobley, Phil | DB | So. | 5-11 | 175 | 21 | — | Plant City, Fla. |

| Name | Pos. | Class | Ht. | Wt. | Age | Exp. | Hometown |
|-------------------|-------|-------|--------------------|-----|-----|------|----------------------|
| Moore, Jonathon | RB | So. | 5-10 | 210 | 19 | Fr. | Canton, Ohio |
| Murray, Robert | DE | Jr. | 6-1 $\frac{1}{4}$ | 195 | 21 | 1L | Cincinnati, Ohio |
| Nochta, John | C | Sr. | 6-3 $\frac{1}{4}$ | 231 | 22 | 2L | Brownsville, Pa. |
| Nord, Greg | C | Jr. | 6-1 | 217 | 20 | 1L | Louisville, Ky. |
| Northington, Ken | DB | So. | 6-2 | 170 | 20 | — | Louisville, Ky. |
| O'Toole, Tim | C | Jr. | 6-0 | 230 | 21 | Fr. | Crestview Hills, Ky. |
| Owens, Dallas | DB | Jr. | 6-0 | 194 | 20 | 2L | Lexington, Ky. |
| Petkovsek, Larry | OT | So. | 6-5 | 245 | 20 | Fr. | Seven Hills, Ohio |
| Peurach, Ted | OT | So. | 6-5 | 245 | 20 | Fr. | Southfield, Mich. |
| Pierce, John | PK-OG | Sr. | 5-0 | 231 | 21 | 2L | Cynthiana, Ky. |
| Postel, Chuck | DE | So. | 6-2 $\frac{1}{2}$ | 217 | 20 | Fr. | Miami, Fla. |
| Ramey, James | DT | So. | 6-4 | 234 | 19 | 1L | Stone, Ky. |
| Ramsey, Derrick | QB | Jr. | 6-4 $\frac{1}{2}$ | 222 | 20 | 1L | Camden, N. J. |
| Renfro, Mark | OT | Jr. | 6-5 | 244 | 21 | Fr. | Catlettsburg, Ky. |
| Reyes, Kent | TE | Jr. | 6-4 | 237 | 21 | 1L | New London, Conn. |
| Riddle, Ches | S | Sr. | 5-11 $\frac{1}{2}$ | 181 | 22 | 2L | Madisonville, Ky. |
| Roberts, Craig | DE | So. | 6-3 | 205 | 23 | — | Camp Hill, Pa. |
| Serini, Mike | DT | So. | 6-2 $\frac{1}{2}$ | 256 | 21 | — | New York, N.Y. |
| Servino, Chuck | RB | Jr. | 5-9 $\frac{1}{2}$ | 204 | 21 | Fr. | Louisville, Ky. |
| Shadowen, Leon | OT | So. | 6-4 | 239 | 19 | Fr. | Louisville, Ky. |
| Shutt, Mike | QB | So. | 6-4 | 191 | 19 | Fr. | Louisville, Ky. |
| Siganos, Mike | RB | Jr. | 5-9 | 185 | 21 | 2L | Norwalk, Conn. |
| Skur, Rollie | DT | So. | 6-2 $\frac{1}{2}$ | 237 | 19 | Fr. | Euclid, Ohio |
| Slates, Steve | Ot | Sr. | 6-0 | 251 | 21 | 1L | Carrollton, Ohio |
| Smolder, Ed | C | Sr. | 6-1 | 232 | 21 | 2L | Charleston, W. Va. |
| Stephens, David | DE | So. | 6-4 $\frac{1}{4}$ | 211 | 19 | 1L | Camden, N. J. |
| Stewart, Rod | HB | So. | 6-1 $\frac{1}{4}$ | 197 | 19 | 1L | Lancaster, Ohio |
| Still, Art | DE | Jr. | 6-7 $\frac{1}{2}$ | 237 | 21 | 2L | Camden, N. J. |
| Thomas, Ron | DT | So. | 6-1 $\frac{1}{4}$ | 227 | 19 | Fr. | Kent, Ohio |
| Tolston, Bill | QB | So. | 6-2 | 183 | 19 | 1L | Chicago, Ill. |
| Trosper, Dave | TE | Jr. | 6-3 | 205 | 20 | 1L | Fairdale, Ky. |
| Williams, Billy | QB | So. | 6-0 $\frac{1}{2}$ | 190 | 20 | Fr. | Charleston, W. Va. |
| Williams, Freddie | DB | Jr. | 6-0 $\frac{1}{4}$ | 188 | 20 | 2L | Miami, Fla. |
| Winkel, Bob | DT | Jr. | 6-4 | 226 | 20 | 2L | Oak Ridge, Tenn. |
| Woods, Greg | RB | Sr. | 5-10 $\frac{1}{2}$ | 189 | 21 | 3L | Middletown, Conn. |
| Zemo, Joe | NG | So. | 5-9 $\frac{1}{4}$ | 217 | 19 | Fr. | New Canaan, Conn. |

UNIVERSITY OF KENTUCKY 1976 FOOTBALL SIGNEES

| Name | Ht. | Wt. | Pos. | Hometown |
|-----------------|------|-----|-------|-----------------------------|
| Adams, Chuck | 6-5 | 200 | T | Morehead |
| Bow, John | 5-10 | 170 | DB | Miami, Fla. |
| Boyd, Richard | 6-4 | 205 | QB-DB | Huntington, W. Va. |
| Boyle, Mike | 6-2 | 215 | DE | Cleveland, Ohio |
| Brooks, Randy | 5-10 | 185 | OB | Louisville |
| Chinn, Greg | 6-3 | 250 | DT | Portsmouth, Ohio |
| Cole, Tom | 6-3 | 190 | End | Bloomfield Hills, Mich. . . |
| Curry, Terry | 6-3 | 245 | T | Campbellsville |
| Deaton, Mike | 6-1 | 170 | QB-S | Greensburg |
| Gooch, Tim | 6-2 | 208 | OT-NG | Hawesville |
| Gosselin, Chris | 6-1 | 220 | T | Miami, Fla. |
| Greer, James | 6-3 | 220 | End | Paducah |
| Grubb, John | 5-8 | 175 | QB | Athens, Tenn. |
| Jaffe, Richard | 6-0 | 215 | OG-MG | South Miami, Fla. |
| Jones, Casey | 6-3 | 220 | OT | Ashland |
| Jones, Chuck | 6-3 | 200 | LB | Glasgow |
| Kearns, Tom | 6-4 | 240 | T | Lexington |
| Lokesak, James | 5-11 | 183 | HB-S | Covington |
| Lopez, Louis | 6-2 | 226 | DE | Miami, Fla. |
| Marrillia, Carl | 5-11 | 190 | LB | Louisville |
| Peterson, Scott | 6-4 | 201 | TE | Columbus, Ohio |
| Roark, Charles | 6-2 | 215 | C-NG | Middlesboro |
| Serdenes, Chris | 6-1 | 230 | T | Baltimore, Md. |
| Tancora, Vin | 6-3 | 212 | TE | Yonkers, N. Y. |
| Toler, David | 6-0 | 216 | LB | Charleston, W. Va. |
| Wilson, Felix | 5-11 | 175 | WR | Jersey City, N. J. |
| Zupanic, Stan | 6-0 | 170 | RB | Euclid, Ohio |



Gene Meeks presents K-Men's Scholastic award to Jim Kovach. Bill Spivey and Bill Ring are in the background.

1976 WILDCAT OUTLOOK

The big change in Wildcat football this fall is in the offense as Coach Fran Curci switches from three years of veer formation to a version of the wishbone that basically lines the fullback up behind the quarterback and the two other running backs a yard deeper.

From this "full house" backfield, the Wildcat offense will key on the fullback, who, according to Curci, must gain upward of 100 yards a game to make the formation a success.

That responsibility will fall on Rod Stewart, a 6-foot-1, 197 lb. native of Lancaster, Ohio, who saw action in nine varsity games as a freshman last season, gaining 162 yards in 59 attempts.

Stewart's backfield partners in the spring were running backs Chris Hill and Greg Woods and either Derrick Ramsey or Bill Tolston at quarterback.

Ramsey is a big (6-4, 222 lb.) rambling athlete whose forte is running (100 carried for 375 yards and two touchdowns in 1975). He saw action at quarterback early last season, was switched to tight end after four games and then back to quarterback for the last game of the season against Tennessee.

Tolston saw action as a freshman in six variety games last season, gaining 168 yards in 59 carries.

One of the key moves Curci made in the spring was the switching of Greg Woods from defensive back to offense and of Dallas Owens from wide receiver to defensive back. Woods was an offensive back as a freshman and saw action in that capacity before switching to defense. He was a starter in the secondary the past two years. Owens was a two-year starter on offense. Hill played in five varsity games last season, gaining 39 yards in 11 carries. He had an excellent spring.

The key defensive move was shifting Jerry Blanton from tackle to nose-guard. Blanton sat out much of spring practice with an ankle injury and was spelled by Tony Gay. Other returning defensive regulars include linebacker Jim Kovach, tackles James Ramey and Bob Winkel, end Art Still and backs Mike Siganos and Ray Carr. Newcomers to watch are DE Craig Roberts, who played his freshman year at UK before going into the Army, and safety Rick Hayden, who was held out of competition last season.

The defensive line will be anchored again by Warren Bryant, a two-time All-SEC choice at tackle. Other veteran offensive linemen are guard Ed Smolder, tackles Steve Slates and Richard Jardine, center Greg Nord and guardcenter Dan Fowler.

Randy Burke, who caught 10 passes for 149 yards to rank second to Vin Hoover last year, should be the prime target of UK quarterbacks after his spring game performance of nine catches for 97 yards for the Blues. He is backed up by Fred Bishop and Gil Foushee. Charlie Dickerson, Dave Trosper, Kent Reyes and Jeff Lightcap are candidates for the tight end position.

The Wildcats return both punter Pete Gemmill (37.3 yds/punt) and place-kicker John Pierce (10 of 27 FG's, 12 of 14 PAT's). Newcomer Joe Bryant will probably kick off for the Wildcats.

COMMONWEALTH STADIUM

Commonwealth Stadium, the University of Kentucky's football facility, is located on an 86-acre tract on the Kentucky Experimental Station Farm grounds south of the main campus and east of Nicholasville Road. Completed in 1973, the concrete and steel cantilevered structure replaced Stoll Field, where Wildcat football teams had played since their beginning.

Constructed by Huber, Hunt & Nichols, Inc., the facility has a capacity of 50,000 sideline seats, with end zone bleachers swelling the total to 58,000. The lower stands are so constructed that the seating can be increased to 68,000 later when needed.

Bids for the stadium were opened in mid-July 1972 and construction began a short while later.

The pressbox, located between the two levels on the south side of the playing field, is serviced by two elevators and contains a main working area, radio booths, food service areas, private booths and a camera deck extending along the entire front of the box.

Thirty-four concession areas and 30 restrooms are located conveniently throughout the facility. Four first aid stations with emergency health equipment also are provided. There are four major pedestrian ramps at each corner of the stadium and 40 ramp exits to seats.

The area immediately surrounding the stadium contains 6,000 parking spaces, with half of those paved and the other half in grass with gravel driveways. Another 8,500 parking spaces are located within a mile, all north, of the stadium.

Five exits, all leading to four-lane highways, serve the facility.

The playing surface was sodded in Kentucky bluegrass in July 1973 and this was replaced with bermuda in 1974. A fairly new scoreboard was moved from Stoll Field and installed with a similar scoreboard at the new stadium.

The new stadium does away with the seeming duplication of titles—Stoll Field and McLean Stadium—that caused much confusion among the general public and sports-writing fraternity.

By action of the University Board of Trustees, the general area encompassing the old Wildcat playing field, located first on what is now an intramural field, was dedicated Oct. 14, 1916, as Stoll Field in honor of the late Judge Richard C. Stoll, prominent alumnus, trustee and benefactor of the University. Soon after the first sections of the concrete stadium on Euclid Avenue were completed Sept. 4, 1924, the new field site and stadium were likewise officially known as Stoll Field.

The first attraction to be held on the new Stoll Field was a football game with the University of Louisville Oct. 4, 1924. A gridiron clash between Kentucky and the then-powerful Centre College team was the first game played in the fully-completed stadium Nov. 1, 1924.

COMMONWEALTH STADIUM FACTS

CONSTRUCTION BEGUN—July 23, 1972.

OPENING GAME—Sept. 15, 1973 vs. Virginia Tech (UK 31, VPI 26).

LOW BID—APPROXIMATELY \$12 million by Huber, Hunt & Nichols, Inc.

ENTIRE STADIUM AREA—86 acres on Kentucky Experimental Station Farm grounds south of the main campus and east of Nicholasville Road.

IMMEDIATE AREA AROUND STADIUM—720 square feet occupied by structure, field, end zones, immediate area and its walkways.

STADIUM LENGTH—360 feet at low point; fans out 40 feet. Upper deck stops at end zone line.

STADIUM HEIGHT—190 feet front to back on slope.

CAPACITY—Approximately 50,000 sideline, 8,000 end zone bleachers.

NUMBER OF ROWS—Lower level 50; upper level 39.


SEATS—All-aluminum bench; some individual chair seats; some bench-back seats; 30 per cent of seating with some type of back.

DESIGN—Concrete and steel with two cantilevered decks along each sideline.

INTERESTING FEATURE—Lower section all pre-cast concrete; upper part all structural steel columns, beams, risers, etc. Each section independent of other. No connection between the two.

PARKING—6,000 places in four lots, with two lots blacktop, other two grass and gravel.

PRESS BOX—From 30 to 30-yard-line. Serviced by two elevators. Two VIP booths on each end; six booths for radio, scoreboard, timekeeper, coaches to field setup; two food-serving lounges; regular working space with approximately 105 seats; two Telecopier service areas; camera deck across entire front of box.



1975 KENTUCKY FOOTBALL STATISTICS

(Varsity — 11 Games — Final)

INDIVIDUAL STATISTICS

RUSHING

| | G | Att. | Yds. | Ave. | Gm. Ave. | TD | LG |
|--------------------|----|------|------|------|-------------|----|---------|
| Collins | 11 | 248 | 1150 | 4.6 | 104.6 | 5 | 55(LSU) |
| Campassi | 11 | 172 | 673 | 3.9 | 61.2 | 3 | 39(VAN) |
| Ramsey | 9 | 100 | 375 | 3.8 | 41.7 | 2 | 37(TN) |
| Tolston | 6 | 59 | 168 | 2.9 | 28.0 | 0 | 18(VAN) |
| Stewart | 9 | 37 | 162 | 4.4 | 18.0 | 1 | 22(TN) |
| Bartos | 11 | 14 | 48 | 3.4 | 4.4 | 0 | 6(TUL) |
| Hill | 5 | 11 | 39 | 3.6 | 7.8 | 0 | 9(VPI) |
| Trosper | 10 | 1 | 19 | 19.0 | 1.9 | 0 | 19(VPI) |
| Shutt | 3 | 5 | 14 | 2.8 | 4.7 | 0 | 6(FLA) |
| Gemmill | 11 | 1 | 6 | 6.0 | 0.6 | 0 | 6(TN) |
| Hite | 11 | 74 | 6 | .08 | 0.6 | 1 | 11(VPI) |
| Hoover | 11 | 2 | 1 | 0.5 | 0.1 | 0 | 3(VPI) |
| | 11 | 724 | 2661 | 3.7 | 241.9 | 12 | 55(LSU) |

PASSING

| | G | Att. | Cmp. | Gm. Cmp. Int. | Pct. | Yds. | TD | LG |
|-------------------|----|------|------|------------------|------|------|----|---------|
| Hite | 11 | 101 | 35 | 3.2 3 | 34.7 | 430 | 2 | 29(AUB) |
| Ramsey | 9 | 14 | 5 | 0.6 2 | 35.7 | 102 | 1 | 77(TN) |
| Tolston | 6 | 11 | 4 | 0.7 3 | 36.4 | 24 | 0 | 14(TUL) |
| | 11 | 126 | 44 | 4.0 8 | 34.9 | 556 | 3 | 77(TN) |

RECEIVING

| | G | Cgt. | Gm. Ave. | Yds. | Ave. | TD | LG |
|--------------------|----|------|-------------|------|------|----|---------|
| Hoover | 11 | 18 | 1.6 | 198 | 11.0 | 1 | 26(FLA) |
| Burke | 11 | 10 | 0.9 | 149 | 14.9 | 1 | 29(AUB) |
| Trosper | 10 | 6 | 0.6 | 140 | 23.3 | 1 | 77(TN) |
| Gemmill | 11 | 3 | 0.3 | 37 | 12.3 | 0 | 17(FLA) |
| Campassi | 11 | 3 | 0.3 | 15 | 5.0 | 0 | 12(KAN) |
| Owens | 11 | 1 | 0.1 | 15 | 15.0 | 0 | 15(PS) |
| Hill | 5 | 1 | 0.2 | 3 | 3.0 | 0 | 3(VAN) |
| Collins | 11 | 2 | 0.2 | -1 | -1.0 | 0 | 3(TN) |
| | 11 | 44 | 4.0 | 556 | 12.6 | 3 | 77(TN) |

PUNTING

| | No. | Yds. | Ave. | LP |
|-------------------|-----|------|------|---------|
| Gemmill | 61 | 2276 | 37.3 | 66(VAN) |

PUNT RETURNS

| | No. | Yds. | Ave. | TD | LR |
|-------------------|-----|------|------|----|---------|
| Siganos | 30 | 261 | 8.7 | 0 | 61(GA) |
| Hill | 4 | 43 | 10.8 | 0 | 18(TUL) |
| Riddle | 2 | -2 | -1.0 | 0 | 4(VPI) |
| | 36 | 302 | 8.4 | 0 | 61(GA) |

KICKOFF RETURNS

| | No. | Yds. | Ave. | TD | LR |
|--------------------|-----|------|------|----|---------|
| Campassi | 10 | 195 | 19.5 | 0 | 28(KAN) |
| Bartos | 6 | 78 | 13.0 | 0 | 22(FLA) |
| Siganos | 3 | 66 | 22.0 | 0 | 26(VPI) |
| Stewart | 4 | 66 | 16.5 | 0 | 28(TN) |
| Hill | 2 | 51 | 25.5 | 0 | 32(TN) |
| Collins | 2 | 40 | 20.0 | 0 | 22(AUB) |
| Williams | 1 | 13 | 13.0 | 0 | 13(FLA) |
| | 28 | 509 | 18.2 | 0 | 32(TN) |

INTERCEPTIONS

| | NO | YDS | TD | LR |
|-------------------|----|-----|----|------------------|
| Carr | 4 | 0 | 0 | 0(PS-AUB-TUL-TN) |
| Siganos | 2 | 11 | 0 | 10(PS) |
| Kovach | 1 | 14 | 0 | 14(TUL) |
| Riddle | 1 | 5 | 0 | 5(TUL) |
| Woods | 1 | 0 | 0 | 0(PS) |
| Haynes | 1 | 0 | 0 | 0(PS) |
| Carter | 1 | 0 | 0 | 0(FLA) |
| | 11 | 30 | 0 | 14(TUL) |

TEAM STATISTICS

| | KY | OPP |
|----------------------------------|-----------|-----------|
| FIRST DOWNS | 190 | 154 |
| (Rushing) | 153 | 87 |
| (Passing) | 28 | 56 |
| (Penalty) | 9 | 11 |
| Rushing Att./Yds | 724-2980 | 516-2154 |
| Rushing Yds. Lost | 319 | 237 |
| NET Yds. Rushing | 2661 | 1917 |
| TD's Rushing | 12 | 16 |
| Passes Att./Comp. | 126-44 | 156-75 |
| Passing Yds. | 556 | 1241 |
| TD's Passing | 3 | 5 |
| Passes Int. By/Yds. Ret. | 11-30 | 8-85 |
| Total Plays (R&P) | 850 | 672 |
| Total Yardage | 3217 | 3158 |
| Punts/Had Blocked | 61-0 | 67-0 |
| Punting Yds./Ave. | 2276-37.3 | 2650-39.6 |
| Punts Ret./Yds. Ret. | 36-302 | 22-110 |
| Kickoffs Ret./Yds. Ret. | 28-509 | 30-652 |
| Penalties/Yds. | 44-425 | 50-436 |
| Fumbles/Lost | 43-14 | 35-18 |

SCORING

| | TD | FG | K | PAT's | | Pts. |
|--------------------|----|-------|-------|-------|----|------|
| | | | | P | R | |
| Pierce | 0 | 10x27 | 12x14 | | | 42 |
| Collins | 5 | ---- | ---- | -- | -- | 30 |
| Compassi | 3 | ---- | ---- | -- | -- | 18 |
| Ramsey | 2 | ---- | ---- | -- | -- | 12 |
| Hoover | 1 | ---- | ---- | -- | -- | 6 |
| Burke | 1 | ---- | ---- | -- | -- | 6 |
| Hite | 1 | ---- | ---- | -- | -- | 6 |
| Stewart | 1 | ---- | ---- | -- | -- | 6 |
| Trosper | 1 | ---- | ---- | -- | -- | 6 |
| | 15 | 10x27 | 12x14 | 0 | 0 | 132 |

SCORE BY QUARTERS

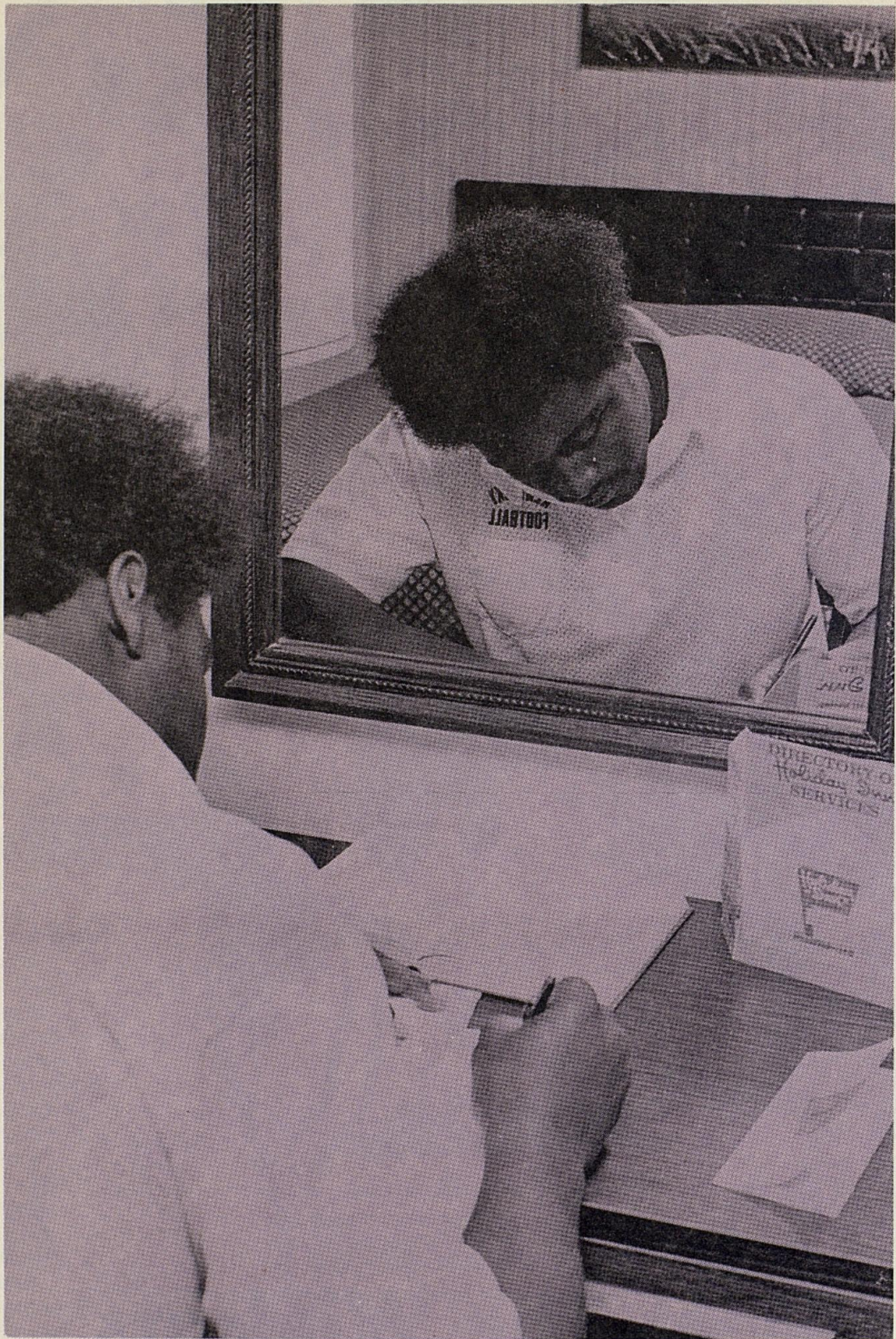
| | | | | | | |
|---------------|----|----|----|----|----|-----|
| KY | 47 | 20 | 26 | 39 | -- | 132 |
| OPP | 46 | 62 | 21 | 54 | -- | 183 |

DEFENSIVE FIGURES

| | SOLOS | ASSISTS |
|----------------------|-------|---------|
| Kovach | 76 | 68 |
| Ranieri | 72 | 40 |
| Emanuel | 58 | 58 |
| Blanton | 53 | 52 |
| Siganos | 44 | 16 |
| Still | 31 | 23 |
| Carr | 30 | 16 |
| Haynes | 29 | 26 |
| Riddle | 23 | 23 |
| Fromm | 22 | 19 |
| Woods | 21 | 17 |
| Gray | 16 | 9 |
| Kirchbaum | 16 | 7 |
| Hess | 12 | 15 |
| Ramey | 11 | 7 |
| Cason | 11 | 6 |
| Winkel | 10 | 16 |
| Stephens | 10 | 9 |
| Williams, F. | 9 | 7 |
| Carter, L. | 7 | 1 |
| Martin | 5 | 5 |
| Nord | 3 | 3 |
| Boyd | 2 | 2 |
| Bartos | 2 | 2 |
| Moisis | 2 | 1 |
| Fowler | 2 | 0 |
| Skur | 1 | 1 |
| Murray | 1 | 0 |
| Stewart | 1 | 0 |
| Hoover | 1 | 0 |
| Pierce | 0 | 3 |



Meet The Wildcats



Jerry Blanton

FRED BISHOP Jr. WR 6-2 188 21 (5/29/55) Pineville, Ky.

Pineville HS Coach William Adams Recreation Letters: 2

Freddie was held out of action last season and returned in the spring to display some of his old form under the new wishbone offense. As a sophomore in 1974, he saw action in all 11 Wildcat games, catching three passes for 47 yards, including a 16-yarder against Tennessee. The preceding year, he caught five passes for the varsity, totaling 103 yards, including a 41-yard TD against LSU. He also caught two passes for the Frosh that year.

A two-way player at Pineville HS for five years, he intercepted 10 passes and also caught 10 TD passes his senior season. Five-letter man also and all-conference in basketball, All-State football, regional champ triple jumper.

Rushing:

| | G | ATT | YDS | AVG | GM AVG | TD | LG |
|------|----|-----|-----|------|-----------|----|----------|
| 1974 | 11 | 1 | 13 | 13.0 | 1.2 | 0 | 13 (FLA) |

Receiving:

| | G | CGT | PER GM | YDS | PER GM | TD | LG |
|------|----|-----|-----------|-----|-----------|----|----------|
| 1973 | 7 | 3 | 0.7 | 103 | 20.6 | 1 | 41 (LSU) |
| 1974 | 11 | 3 | 0.3 | 47 | 4.3 | 0 | 16 (TEN) |

JERRY BLANTON Jr. NG 6-1 230 20 (2/20/56) Toledo, Ohio

Thomas A. DeVilbiss HS Coach Dale Pittman A&S Letters: 2

Considered one of the finest sophomore tackles in the SEC last season, Jerry was fourth leading UK tackler with 53 solos and 52 assists. He switched to noseguard in the spring to take up some of the slack left by the graduation of Tom Ranieri.

At DeVilbiss High, Jerry was All-City, All-District and MVP with the city champs. He played his first two games as a middle guard for the 'Cats and then shifted to tackle.

LESTER BOYD Soph. LB 6-2½ 232 19 (9/12/57) Franklin, Ky.

Franklin Simpson HS Coach Frank Cardwell B&E Letters: 1

Lester saw limited varsity action last year, getting two solos and two assists. In the lone Jayvee game, he was credited with four solos and seven assists. At Franklin Simpson, he won four football letters, was team captain and All-American, won four basketball letters, was team captain and All-Conference. Lettered one year each in baseball and track.

JOE BRYANT K-SE 21 (9/18/55) Tompkinsville, Ky.

Tompkinsville HS Coach Frank Petett Letters: 0

Joe transferred from Western Kentucky and is eligible to compete with John Pierce for kicking duties this fall. He had what he considered a "real good spring." At Tompkinsville, he was an all-sports star, lettering in football, baseball, track, tennis and basketball (team captain).

WARREN BRYANT Sr. OT 6-6 249 20 (11/11/55) Miami, Fla.

Edison HS Coach Jeff Shradler Education Letters: 3

A two-time All-SEC selection and a member of The Football News All-Sophomore team in 1974, Warren is UK's prime candidate for All-American honors. He missed most of spring drills with a knee ailment that has bothered him during his career at UK, but that problem has been solved as he enters his senior season.

One of the classic match-ups last season was between Bryant and Kansas All-American defensive tackle Mike Butler in Commonwealth Stadium. "I thought each of us had our good plays," Bryant said after the Wildcats lost, 14-10, to the Jayhawks. "I'd say it was a pretty even match." Bryant and Butler will tangle again at Lawrence.

A starter for the UK varsity since the fourth game of his freshman year, Warren earned a berth on the All-SEC freshman team. At Edison High, he was All-City, All-State, and a member of the winning South team in the 1973 All-Star game.



Warren Bryant and Dan Fowler



Bill Tolston, Gil Foushee, Randy Burke and Charlie Dickerson

GERALD BUBAN Jr. DB 5-11 183 21 (11/27/54) Monroeville, Pa.
Gateway HS Coach Walter Antimarino Education Letters: 0

Jerry spent the spring season backing up Ron Cason and Dallas Owens at the "wildcat" position. At Gateway, he was a three-year letterman and an end on the Gators' Western Pennsylvania State AA champion (11-0) in 1972. Also lettered in track (44) as a freshman. During his high school career, Gateway won 25 of 29 games.

RANDY BURKE Sr. SE 6-1½ 189 21 (5/6/55) Miami, Fla.
Southwest HS Coach Gene Jupin A&S Letters: 2

Randy led the Wildcats in receiving (12 catches for 127 yards and a TD) in 1974 and was second (10 catches for 149 yards and one TD) to Vin Hoover last year, with a long catch of 29 yards against Auburn. Pegged as a potential All-SEC performer, he will expect more balls thrown his way in the new offense employed by the Wildcats.

At Southwest High, Randy earned two football letters and was team captain, also honorable mention All-City, and second in the city in the 330 intermediate hurdles.

Receiving:

| | G | CGT | AVG | YDS | GM AVG | TD | LG |
|------|----|-----|-----|-----|-----------|----|----------|
| 1974 | 10 | 12 | 1.2 | 127 | 12.7 | 1 | 17 (FLA) |
| 1975 | 11 | 10 | 0.9 | 149 | 14.9 | 1 | 29 (AUB) |

BRUCE CARPENTER Jr. OT 6-2 239 22 (5/6/54) Corbin, Ky.

Corbin HS Coach Archie Powers Business Letters: 0

Held out of action last season after being plagued by minor injuries his sophomore year. All-State, All-Conference, MVL and three letters each in football, basketball and baseball; football and basketball team captain at Corbin.

RAY CARR Sr. DB 5-9 179 23 (8/8/53) Louisville, Ky.

Thomas Jefferson HS Coach James Gray Social Professions Letters: 3

One of the most experienced players on the team, Ray saw quite a bit of varsity action as a freshman, including one starting assignment, and then took over as a starter in his sophomore year. He had 19 solos and 23 assists as a sophomore and then was 7th on the team last season with 30 tackles and 16 assists.

At Thomas Jefferson, he was an All-State linebacker and fullback and co-captain of the 1972 AAA champions. He earned four letters each in football and track (200 & 880 relays) and participated in the state and city All-Star games.

PAT CARTER Soph. FB 6-0 208 20 (3/17/56) Athens, Ga.

Cedar Shoals HS Coach John Waters A&S Letters: 0

Pat was held out of competition last season and finished spring drills as a prep squad fullback.

RON CASON Jr. DB 5-11½ 185 20 (11/25/56) Miami, Fla.

Coral Gables HS Coach Gary Gormley A&S Letters: 2


Ron lettered as a defensive end last season and spent the spring as a defensive back, a position he played as a freshman. Seeing limited action last season, he was credited with 11 tackles and six solos. Although he had a fine high school career at Coral Gables, Ron was overlooked by college scouts until Wildcat coaches saw him in an all-star game.

An amateur photographer, Ron hopes to have his own studio and concentrate on fashion and children's portraits.

ROBIN CHANEY Soph. LB 6-1½ 215 19 (5/27/57) Catlettsburg, Ky.

Boyd County HS Coach Ramey Fletcher A&S Letters: 0

Robin made the conversion from All-State and All-American high school fullback and team captain to linebacker at UK and was backing up Jim Kovach and David Duke in the spring. At Boyd County, he also was a four-letter man and All-Area in basketball and four-letter man in track, placing first in the district and regional triple jump. He scored three touchdowns and was selected "Star of Stars" after Boyd County defeated Dixie Heights in the 1974 Recreation Bowl. He played in two all-star games last summer. Member Student Council.



Ray Carr and Dallas Owens



Joe Dipre and Rod Stewart

DAVE CREA DT Jr. 6-2 258 21 (6/15/55) Grosse Point, Mich.
Grosse Point South HS Coach Russell Hepner Business Letters: 0

Held out of competition last season, Dave was No. 3 man at right tackle behind veterans Bob Winkel and James Ramey, in the spring. One of the strongest men on the squad, he can level press 420 pounds. Works as lifeguard and swim coach in the summer.

At Grosse Point High, Dave earned four letters as a tackle and also lettered in swimming, track and baseball. He once carried the football as a back and gained seven yards.

CHARLIE DICKERSON Sr. TE 6-1½ 201 23 (4/19/53) Bastrop, La.
Bastrop HS Coach Wade Alexander Journalism Letters: 0

Charlie saw limited action as a wide receiver last year after transferring from Southern Junior College. Switched to tight end in the spring, he was No. 1 at that position in the Blue-White game. At Bastrop High, he was All-State in football, basketball and baseball. He served 18 months as an Army MP and was a member of the Ft. Meade team that won the eastern championship. He was an All-East Army fullback.

JOE DIPRE Jr. OB 6-1 20 (4/20/55) Erie, Pa.
Cathedral Prep HS Coach William Crutcher Business Letters: 2

After being held out of action last year, Joe returned to competition in the spring and vied with Rod Stewart for the starting fullback spot. Stewart started for the Blues and Dipre for the Whites in the spring game.

As a sophomore two seasons ago, Joe had his best game against Florida, when he started for Sonny Collins, who was out of action with a broken leg. He gained 242 yards on 53 carries in 1974, with a long run of 14 yards. He led the 1973 frosh team with 28 carries for 191 yards and a TD and also saw action for the varsity that year, carrying two times for five yards each against Mississippi State and Tulane.

At Cathedral Prep, Joe was All-City, All-County and a "Big 33" nominee. He was undefeated in his weight classification as a high school wrestler.

Joe spent the summer as a postal carrier in his home town. He has worked as a greenskeeper at Erie Golf Course.

Rushing:

| | G | ATT | YDS | AVG | GM AVG | TD | LG |
|------|----|-----|-----|-----|-----------|----|--------------------|
| 1973 | 7 | 2 | 10 | 5.0 | 1.4 | 0 | 5 (MSU) 5 (TUL) |
| 1974 | 9 | 53 | 242 | 4.6 | 26.9 | 1 | 15 (VPI) |
| | 16 | 55 | 252 | 4.6 | 15.8 | 1 | 14 (VPI) |



Tom Dornbrook, Greg Nord and John Nohta

TOM DORNBROOK Jr. DE 6-2 218 19 (12/1/56) Pittsburgh, Pa.
North Hills HS Coach Gus Nauman A&S Letters: 2

Tom switched to center after earning a letter as a LB the preceding year. He shared signal-snapping duties with Greg Nord and then returned to the defense and was No. 1 at his position in the spring. A versatile athlete, Tom earned three letters and was team captain in football at North Hills and also lettered in baseball and wrestling.

DAVID DUKE Jr. LB 5-10½ 211 21 (3/16/55) Prospect, Ky.
Atherton HS Coach Van Goble Business Letters: 0

Dave saw action in several varsity games last season and was used as a backup to Jim Kovach at WLB in the spring. A knee injury hampered him late in spring drills. At Atherton, he won four letters as a FB-LB, was team captain. All-City and All-State.

DAVE FADROWSKI Soph. LB 6-2 215 21 (7/15/55) Baltimore, Md.
Howard Co. HS Coach Bill Coldell Physical Education Letters: 0

Much was expected of Dave last season, but inexperience pushed him into the redshirt ranks. At Howard High, he was All-State, a Parade All-America and nominated to the "Super 11." After his entrance requirements fell short, he came to UK on his own and became eligible to practice with the team in the fall. He was starting SLB in the spring.

TOM FAIELLA Soph. OG 6-1 237 20 (10/29/56) Groveport, Ohio
Madison HS Coach Robert Starr Agriculture Letters: 0

Tom came to UK with benefit of a grant-in-aid and was placed on scholarship last spring by Coach Curci. At Madison, he was a four-year letterman, earning All-League distinction as a defensive tackle. He wrestled as a sophomore and won a track letter as a junior.

GIL FOUSHEE Sr. OE 5-8 160 20 (11/25/55) Lexington, Ky.
Tates Creek HS Coach Roy Walton A&S Letters: 0

Gil's main role has been as a place-kick holder. He has excellent hands, but is hampered somewhat by lack of size; nevertheless, he had a fine spring as a receiver.

DAN FOWLER Jr. OG-C 6-4½ 246 20 (4/12/56) Euclid, Ohio
Euclid Senior HS Coach Chet Rojeck A&S Letters: 2

After lettering two years at guard, Dan switched to center in the spring and feels he had a pretty good Blue-White game, but not a good spring practice. Most of the latter was due to a hamstring pull that gave him a little trouble. He reports he likes the new position well.

As a junior at Euclid Sr., Dan was a 260 lb. tackle-end. He was down to 200 as a senior fullback and then switched to TE. He also played at LE, OT and OB, "So many positions that the only thing I got any recognition for was wrestling," he said.

WASHINGTON GAY Sr. NG 6-0½ 230 23 (6/8/53) Miami, Fla.
Edison HS Coach Jeff Shrader Education Letters: 0

"Tony" took over the No. 1 noseguard spot after Jerry Blanton was injured in the spring and performed well at that position. Also had a good spring game. Saw some defensive action for '73 varsity, moved to offense in spring of '74 and then back to defense. All-Southern football, All-County wrestling and All-American track, captain of football and wrestling squads at Edison.

PETE GEMMILL Sr. P-SE 5-10 177 20 (10/26/55) Atlanta, Ga.
Sandy Springs HS Coach Calvin Hartness A&S Letters: 2

Pete missed spring practice in order to pitch for the Eastern Division champion Wildcat baseball team. He returned to punt in the annual spring game. A consistent but not spectacular punter, Pete averaged 37.3 yards on 61 punts last year, with a long kick of 66 against Vanderbilt. At Sandy Springs High, he was honorable mention All-State in football, MVP in baseball and MVS in track.

Kickoff Returns:

| | NO | YDS | AVG | TD | LR |
|------|----|-----|------|----|---------|
| 1974 | 9 | 161 | 17.9 | 0 | 25 (GA) |

Receiving:

| | NO | YDS | AVG | YDS | GM AVG | TD | LG |
|------|----|-----|-----|-----|-----------|----|----------|
| 1975 | 11 | 3 | 0.3 | 37 | 12.3 | 0 | 17 (FLA) |

Punting:

| | NO | YDS | AVG | LP |
|------|----|------|------|----------|
| 1975 | 61 | 2276 | 37.3 | 66 (VAN) |



Robert Hawkins and Jeff Lightcap



Billy Williams, Ches Riddle, Rick Hayden

ROBERT HAWKINS Soph. OB 6-0 195 19 (10/15/57) Mt. Sterling, Ky.
Mt. Sterling HS Coach Oweney Owens A&S Letters: 0

One of the fastest men on the team, Robert ran No. 2 behind Greg Woods after Chuck Servino was injured last spring. At Mt. Sterling, he was a four-year letterman, team captain, All-State and All-America. He was team captain in track and state champion (9.6) in the 100-yard dash. He played for the East in the annual All-Star game. His most memorable moment was gaining 403 yards and scoring six touchdowns in a game.

RICK HAYDEN Soph. S 6-3 193 20 (2/25/56) Louisville, Ky.
Bishop-David HS Coach Denny Nash A&S Letters: 0

After being held out his sophomore season, Rick stepped in and challenged Ches Riddle for the safety position. He started at that position and did the punting for the White team in the annual spring game.

At Bishop-David, Rick earned three football letters, was All-State (DB), All-South, All-City and Catholic All-American. Also lettered three years in basketball and four years in track (triple jump, long jump, high jump).



Jeff Hess and Ken Karish

JEFF HESS Jr. DT 6-1½ 232 20 (11/2/56) Mentor, Ohio
Mentor HS Coach Frank Domokos A&S Letters: 1

Seeing quite a bit of action last season, Jeff wound up with 12 tackles and 15 solos. He was starting right tackle for the White team in the spring game. At Mentor HS, he was all-conference, second team all-state and a participant in two all-star games.

CHRIS HILL Soph. TB 5-9½ 177 19 (9/4/57) Montgomery, Ala.
George Washington Carver HS Coach David Brock A&S Letters: 0

Chris stepped into a starting backfield role in the spring after seeing limited action in five varsity games last fall. He carried 11 times for 39 yards, caught one pass, returned four punts and two kickoffs.

At George Washington Carver High, he won three football, three baseball and two basketball letters. He was All-City fullback two years in a row, All-American, Player of the Year, Back of the Week a half dozen times, MVP, Outstanding Offensive Back, second team All-City defensive back, and captain his junior and senior years. He was Football Player of the Year in the city as a senior and rated as one of the top 12 backs in the country.

As a senior, he was named Most Outstanding Scholar-Athlete in the city, and was a member of the FCA, Debate, Chemistry and Industrial Arts organizations.


CLIFF HITE Sr. QB 6-2½ 212 21 (9/4/54) Findlay, Ohio
Findlay HS Coach Bob Backrath Education Letters: 1

Cliff started at quarterback last year, but gave way to Derrick Ramsey and Bill Tolston. However, he saw action in all 11 games, finishing with 11 carries for 39 yards and 35 of 101 passes for 34.7 per cent, 430 yards and two touchdowns.

Cliff was held out of action his second year and then got his chance under rather adverse conditions after Mike Fanuzzi was knocked out of action against Tennessee in the final game of 1974. Cliff scored a 27-yard touchdown to put the Wildcats on the boards in a 24-7 loss. At Findlay, he was All-State football and a basketball guard.



Pat Carter and Cliff Hite



Bob Winkel, Rollie Skur and Dave Hopewell

DAVE HOPEWELL Soph. C 6-4 240 19 (12/15/57) Talladega, Ala.
Talladega HS Coach Tommy Limbaugh Agriculture Letters: 0

Dave filled in at center during the spring, but could be a defensive tackle of the future. At Talladega, he earned three football letters and was All-County and All-Conference two years and honorable mention All-State. He was third in the county in shot and dics.

RICK HYDE Soph. RB 5-11 185 19 (7/3/57) Fairfield, Ohio
Fairfield HS Coach Brian Hassman B&E Letters: 0

Competing with Chris Hill and Jonathon Moore at running back, Rick had a good spring practice. At Fairfield, he won four letters in football and was the team captain, MVP, All-League, All-Golden Triangle, All-Southeastern Ohio and second team All-State. He also was captain of the track team, lettering three years in the 100, 220, and 880 relays, making All-League and All-District. He also lettered in basketball.

RICHARD JARDINE Jr. OT 6-6 248 20 (7/7/56) Beverly Hills, Ca.
Beverly Hills HS Coach Chuck Kloes A&S Letters: 1

Richard lettered as a backup to Wally Pesuit last season and moved into that tackle spot opposite All-SEC Warren Bryant in the spring. He came out for the team on his own in 1974, began on defense and switched to offense.

DAVID JONES Soph. DB 6-1 196 20 (19/19/55) LaGrange, Ky.
Oldham County HS Coach Bell Agricultural Economics Letters: 0

Dave was No. 3 cornerback behind Ray Carr and Freddie Williams in spring drills. At Oldham County, he earned four football, three basketball, three baseball and one track letter. He was an All-State fullback, team captain and most valuable player his senior year.

KEN KARISH Jr. LB 6-0 190 21 (1/19/55) Monroeville, Pa.
Gateway HS Coach Walter Antimarino A&S Letters: 0


Ken played tight end for the 1973 freshmen, moved to defense the following spring, back to TE in the fall and was at SLB last spring. Held out of action one year of competition. Team captain and All-Conference end and LB with Gateway's 1972 WPIAL champions. Ran track.

TERRY KEELIN Soph. FB 5-11 201 19 (2/21/57) Catlettsburg, Ky.
Boyd County HS Coach Tom Scott A&S Letters: 0

In the lone Jayvee game, Terry carried one time for two yards. He ran second to Rod Stewart in the spring. At Boyd County, he was All-Conference, All-Area and All-State in football and a catcher in baseball. He played for the East in the annual all-star game. The Lions were 12-1-1 and 11-1 in football his last two years.

MARK KEENE Soph. OG 6-7 239 20 (9/24/56) Louisville, Ky.
Trinity HS Coach Rich Rostel A&S Letters: 0

After being held out of competition last season, Mark ran No. 2 behind Ed Singleton at right guard in the spring. An All-State center at Trinity his senior year, he first tried that position at UK and then moved one notch over. Mark is an honor student.



Kelly Kirchbaum, Dave Crea and Dave Storms



Randy Klinec and Tom Faiella

KELLY KIRCHBAUM Soph. LB 6-2 236 19 (6/14/57) Radcliff, Ky.
North Hardin HS Coach Bill Hogg A&S Letters: 1

Kelly underwent a double hernia operation just before the 1975 season started, but he was ready to play by mid-season. As a substitute for senior noseguard Tom Ranieri, he was credited with 16 tackles and seven assists. At North Hardin, he earned four letters as an All-State FB-LB, was two-time state wrestling champ (Hwt.), an all-conference pitcher in baseball, football team captain and president of the Letterman's Club.

RANDY KLINEC OT Jr. 248 21 (1/9/55) Elyria, Ohio
Keystone HS Coach James Dotson Education Letters: 0

Randy saw action with both the varsity and freshman teams in 1973, but was held out of action in the fall of 1974 and had a knee operation the following summer. He was No. 3 man at right tackle in the spring. At Keystone High, he was All-County and second team All-State with an undefeated squad in 1972.

JIM KOVACH Jr. LB 6-2½ 216 20 (5/1/56) Parma Heights, Ohio
Valley Forge HS Coach Glenn Preising Biology Letters: 2


A prime candidate for all-star honors, Jim led the Wildcat defense last season with 76 tackles and 68 assists. He also returned an intercepted pass 14 yards against Tulane, displaying a style reminiscent of his days as a tailback at Valley Forge HS, where he was All-League in football, basketball and baseball, serving as team captain in football and basketball. A two-time Academic All-SEC team member, he hopes to make medicine his profession.

JEFF LIGHTCAP Soph. TE 6-4 238 20 (12/20/55) Centerville, Ohio
Centerville HS Coach Bog Gregg Business Administration Letters: 1

Held out of action last season, Jeff returned in the spring to battle Charlie Dickerson and Kent Reyes for the tight end position. As a freshman, he saw occasional action, playing in eight games and catching a six-yard pass against Auburn.

At Centerville High, he earned three letters each in football, baseball and basketball and was All-League and honorable mention All-State as a TE and DT-DE.

| | PER | | | PER | | | |
|------|-----|-----|-----|-----|-----|----|---------|
| | G | CGT | GM | YDS | GM | TD | LG |
| 1974 | 8 | 1 | 0.1 | 6 | 0.7 | 0 | 6 (AUB) |



Jonathon Moore, Chris Hill and Greg Woods



Jerry Blanton, Art Still and Robert Murray

MIKE MARTIN Jr. LB 6-1 212 22 (12/3/53) Melbourne, Fla.
Eau Gallie HS Coach Bill McCall A&S Letters: 1

Mike subbed at SLB last season and competed with Dave Fadrowski for that position in the spring. He led the 1973 Frosh in tackles and had an interception against Tennessee. Held out of competition his sophomore year. At Eau Gallie, he was MVP, All-State, captain of the 1972 team (9-1) and a shot-putter.

JONATHAN MOORE Soph. RB 5-10 210 19 (19/6/57) Canton, Ohio
McKinley HS Coach John Brideweser A&S Letters: 0

In UK's lone Jayvee game last year, Jonathon carried 13 times for 58 yards. He saw limited action in the Tulane game and ran No. 2 behind Chris Hill in the spring. At Canton, he was All-Conference and All-American tailback for Bulldog teams that were co-champs in 1974 and 1975. He played for the North in the '75 all-star game. Teams he played on were 17-3 for two years. His biggest thrill came when the Bulldogs beat Massillon, 21-0, in 1974.

ROBERT MURRAY Jr. DE 6-1 195 22 (1/30/54) Cincinnati, Ohio
North College Hill HS Coach David Kenson Education Letters: 1

Bob saw limited action last season after being held out his sophomore year. He played in one freshman game in 1973, but saw some varsity action, finishing the season with nine tackles and four assists. Possesses good quickness and reacts well to the ball. Team captain at North College Hill HS. Participated in 1972 East-West Game. Member 1971 national baseball titlist.

JOHN NOCHTA Jr. C 6-3 231 22 (2/5/54) California, Pa.
California Area HS Coach Ken Kulak Education Letters: 2

John returns to action after missing the 1975 season due to an injury. During his first two varsity seasons, he specialized in centering for punts. At California Area High, he was All-Conference and two-year team captain.

GREG NORD Jr. C 6-1 217 20 (4/3/56) Louisville, Ky.
Bishop David HS Coach Denny Gray A&S Letters: 1

Greg was starting center for the victorious Blue team in the annual spring game and hopes to nail down the No. 1 spot this year. He centered for placekicker John Pierce in 1974 and then earned his letter last season. At Bishop David, Greg was an All-State center-linebacker and captain of the baseball team.

KEN NORTHINGTON Soph. OB 6-2 180 20 (7/3/56) Louisville, Ky.
Thomas Jefferson HS Coach Letters: 0

Ken had both high and low spots during his freshman season at UK. The high spot came in a televised game against Vanderbilt, when he entered the game late and burst through for an 80-yard touchdown, the longest run of the year for the Wildcats. During the following summer, Ken was burned severely in an explosion while working on a construction job. He spent nearly two months in a hospital and was out of football last season. A former prep champion in the 100 and 220-yard dashes and the 120-yard hurdles, Ken participated in both cross country and track for UK coach Ken Olson. He returned to football as a defensive back last spring. As the fastest man on the team, he could be moved back to offense in the future. At Thomas Jefferson, he was All-State.

TIM O'TOOLE Jr. OG 6-0 230 20 (12/14/55) Ft. Mitchell, Ky.
Dixie Heights HS Coach Dave Browning Business & Economics Letters: 0

Tim played center as a freshman and was listed at both guard and center in the spring after being held out his sophomore year. At Dixie Heights, he was All-Conference and All-State linebacker and team captain; also two-letter man in basketball.



Washington Gay and Ken Northington

DALLAS OWENS Jr. DB 5-11 194 Lexington, Ky.

Lafayette HS Coach Jim Poynter Textiles Letters: 1

Dallas started and played in every Wildcat game as a freshman in 1974 and saw action in every game last year. However, his receptions fell from 12 in 1974 to only one (for 15 yards vs. Penn State) last season as the Wildcats continued their ground-oriented veer attack. He led the Wildcats in kickoff returns (15 for 301 yards) as a freshman, but relinquished that role last season.

Prior to spring drills, Dallas was transferred to the defensive backfield and showed fine progress, having an outstanding spring game. He was an All-State performer at Lafayette.

Kickoff Returns:

| | G | NO | YDS | AVG | TD | LG |
|------|----|----|-----|------|----|----------|
| 1974 | 11 | 15 | 301 | 10.1 | 0 | 37 (MIA) |

Rushing:

| | G | ATT | YDS | AVG | GM AVG | TD | LG |
|------|----|-----|-----|-----|-----------|----|---------|
| 1974 | 11 | 2 | 1 | --- | --- | 0 | 1 (WVA) |

Receiving:

| | G | CGT | PER GM | YDS | AVG | TD | LG |
|------|----|-----|-----------|-----|------|----|----------|
| 1974 | 11 | 10 | 0.9 | 147 | 13.4 | 1 | 35 (LSU) |
| 1975 | 11 | 1 | 0.1 | 15 | 15.0 | 0 | 15 (PS) |

LARRY PETKOVSEK Soph. OT 6-5 245 20 (2/11/56) Seven Hills, Ohio
Normandy HS Business Administration Letters: 0

Injuries kept Larry out of action last season, but he returned in the spring to give depth at the offensive left tackle position.

TED PEURACH Soph. OT 6-5 245 29 (4/12/56) Southfield, Mich.
Lathrup HS Coach Darrell Harper B&E Letters: 0

Held out of action last year, Ted performed well while filling in for injured Warren Bryant in the spring.

JOHN PIERCE Sr. PK-NG 5-9 231 21 (2/6/55) Cynthiana, Ky.
Harrison County HS Coach Francis West Education Letters: 2

John got off to a slow start last year, but wound up the team's leading scorer with 42 points, hitting 10 of 27 field goal attempts and 12 of 14 extra points. He kicked three field goals against Auburn to tie a UK record set by Dick Barbee vs. Central in 1909 and then tied by Bob Jones vs. Auburn in 1970 and




John Pierce and Mike Shutt

Pierce vs. Vanderbilt in 1974. In his sophomore season, John broke the school record of 46, set by his old Harrison County coach (Bob Jones) in 1970, by legging a 52-yarder against Florida.

At Harrison County, John earned four football letters, was team captain and second team All-State; state champion shot-putter and a regional champion in the discus. He participated in the East-West All-Star game. His longest field goal in high school was 48 yards. He was also the team punter, averaging 57 yards on three kicks in a game with Ashland. His brother John played two years at Georgetown, brother Tom two years at Morehead.

SCORING

| | P. A. T.'s | | | | | |
|------|------------|-------|-------|---|---|------|
| | TD | FG | K | P | R | PTS. |
| 1974 | 0 | 11-17 | 25-28 | 0 | 0 | 58 |
| 1975 | 0 | 10-27 | 12-14 | 0 | 0 | 42 |
| | 0 | 21-44 | 37-42 | 0 | 0 | 100 |




Chuck Postel

CHUCK POSTEL Jr. 6-2 217 20 (3/16/56) Miami, Fla.
Miami Springs HS Coach Leo Fowler Agriculture Letters: 0

Chuck missed spring practice after undergoing an operation for removal of a bone chip in his shoulder. He worked on weights and did a lot of running "and eating" during the summer to gain back 22 lost pounds. He won the winter conditioning award again for his position and is an excellent scholar.

JAMES RAMEY Soph. DT 6-4 234 19 (3/9/57) Stone, Ky.
Belfry HS Coach David Dotson A&S Letters: 1

James saw quite a bit of action after regular tackle Bob Winkel was sidelined in midseason last year. His total for the season was 11 solos and seven assists. In the spring, he ran No. 2 to Winkel. At Belfry, he was All-County, All-Conference, All-State, a prep All-America and team captain his last two years. He earned three letters in basketball and was third in the region both in wrestling (hwt.) and track (440).



Mike Serini and James Ramey

DERRICK RAMSEY Jr. QB 6-4½ 222 19 (12/23/56) Camden, N.J.
Camden HS Coach Andrew Hinson A&S Letters: 2

Derrick started the second game of last season, a 10-10 tie with Maryland, at quarterback. He later switched to tight end and then back to quarterback for the Tennessee game. He was a quarterback under the new Wildcat wishbone formation in the spring and earned the No. 1 spot, sharing duties with Bill Tolston in the Blue-White game.

In nine games last season, he rushed 100 times for 375 yards and two touchdowns with a long run of 37 against Tennessee. He completed five of 14 passes for 102 yards and a 77-yard touchdown against Tennessee. Derrick saw no varsity action as a freshman, but he did see some game action as a receiver late in the season. He started the 1974 Jayvees' lone game, a 51-20 decision over Marshall, hitting three passes in as many attempts for 72 yards and two TDs and carrying nine times for 31 yards.

Derrick played his first two years of high school sports at Hastings, Fla., and then transferred with his coach to Camden High, where he starred in both football and basketball. He played with the Wildcat basketball jayvees two seasons ago and then saw brief action against Mississippi in a varsity game last season.

Rushing:

| | G | ATT | YDS | AVG | GM AVG | TD | LG |
|------|---|-----|-----|-----|-----------|----|-----------|
| 1975 | 9 | 100 | 375 | 3.8 | 41.7 | 2 | 37 (TENN) |

Passing:

| | G | ATT | CMP | GM CMP | INT | PCT | YDS | TD | LP |
|------|---|-----|-----|-----------|-----|------|-----|----|-----------|
| 1975 | 9 | 14 | 5 | 0.6 | 2 | 35.7 | 102 | 1 | 77 (TENN) |

MARK RENFROE Jr. OT 6-5 244 20 (12/2/55) Catlettsburg, Ky.
Boyd County HS Coach Tom Scott Education Letters: 0


Mark played regularly as an offensive tackle for the freshman team, was held out of competition his sophomore year and failed to register any playing time last year. At Boyd County, he was team captain, MVL, All-Area and honorable mention All-State; shot the put in track, played baseball.

KENT REYES Jr. TE 6-4 237 21 (3/4/55) New London, Conn.
New London HS Coach James Buonocore Education Letters: 1

Kent started his freshman year as a kickoff specialist for the varsity. He also made good on one of three field goal attempts and was credited with 12 tackles.

He lost out as a kicker and also did not earn a letter as a quarterback the following year. He laid out of competition last year, returning in the spring.

At New London, he was a four-letter man, earning All-State and All-American honors in both 1971 and 1972, captain of the football team and an All-American baseball pitcher. He set a state record with a 49-yard field goal.



Larry Petkovsek, Ted Peurach and Richard Jardine (sitting)

CHES RIDDLE Sr. S 5-11½ 183 23 (5/23/53) Madisonville, Ky.
Madisonville HS Coach Denny Sexton Education Letters: 2

Ches took over a starting berth after the Auburn game last season and finished the season with 23 tackles and 23 assists. He also intercepted a pass against Tulane. He was an All-State end on state runner-up teams at Madisonville High in 1970, '71, and lettered in track (discus).


CRAIG ROBERTS Soph. DE 6-3 205 23 (2/22/53) Camp Hill, Pa.
Camp Hill HS Coach Harry Finkleston A&S Letters: 0

Craig played freshman football at UK in 1971 and was a tackle in the 1972 spring game. He entered the Armed Services that fall and returned to UK last spring, at times nailing down a starting spot at end.

At Camp Hill, he earned three letters each in football, basketball and track, was honorable mention All-State in football and basketball and set a high school record in the shot.

CHUCK SERVINO Jr. RB 5-9½ 204 21 (9/29/54) Louisville, Ky.
Trinity HS Coach Rich Rostel Education Letters: 0

Chuck was held out of competition last year and took over a starting backfield position before pulling a hamstring midway of spring drills. He had a similar problem in 1975, when a torn groin muscle sidelined him. At Trinity, he lettered in three sports and was team captain, All-State and All-American for the 1972 undefeated state AAA champs; Most Valuable Offensive Back in the City-County game.



Ron Thomas and Leon Shadowen

LEON SHADOWEN Soph. OG 6-4 239 19 (4/10/57) Louisville, Ky.
Bishop-David HS Coach Denny Nash B&E Letters: 0

Leon lined up at guard behind Ed Singleton and Mark Keene in the spring. At Bishop-David, he was a three-letter fullback, winning All-State, honorable mention All-South and team captain honors. He also lettered two years in basketball and one year in track.

MIKE SHUTT Soph. QB 6-0 180 20 (12/23/55) Louisville, Ky.
Westport HS Coach Earl Browning Business Administration Letters: 0

Mike saw action in the Tulane, Vanderbilt and Florida games last year, carrying the ball five times for 14 yards. He was having a fine spring before suffering a shoulder injury.

At Westport, he was a three-year letterman at QB-S, team captain two years and second team AAA All-State. He also lettered in track (triple jump) and basketball.

MIKE SIGANOS Jr. DB 5-9 185 21 (5/24/55) Norwalk, Conn.
St. Luke's HS Coach Dick Whitcomb Physical Education Letters: 2

Mike was fifth leading tackler on the team last season with 44 solos and 16 assists, well above his 15 & 15 total of the previous year. He also intercepted two passes, bringing his two-year total to five. He handled most of the punt return chores last season. Mike was shifted to offense at the beginning of spring practice but soon moved back to his old secondary position.

At St. Luke's, he was Sports Illustrated and Sports Digest All-State half-back.

Kickoff Returns:

| | NO | YDS | AVG | TD | LR |
|------|----|-----|------|----|----------|
| 1974 | 1 | 11 | 11.0 | 0 | 11 (AUB) |
| 1975 | 3 | 66 | 22.0 | 0 | 26 (VPI) |
| | 4 | 77 | 19.3 | 0 | 26 (VPI) |

Punt Returns:


| | NO | YDS | AVG | TD | LR |
|------|----|-----|-----|----|----------|
| 1975 | 30 | 261 | 8.7 | 0 | 66 (VAN) |

Interceptions:


| | NO | YDS | TD | LR |
|------|----|-----|----|----------|
| 1974 | 2 | 43 | 1 | 23 (TUL) |
| 1975 | 3 | 11 | 0 | 10 (PS) |
| | 5 | 54 | 1 | 23 (TUL) |

ROLLIE SKUR DT 6-2½ 237 19 (7/4/57) Euclid, Ohio
Euclid HS Coach Roger Brown A&S Letters: 0

Rollie got a taste of varsity action last fall and put together a good spring practice, running No. 2 behind Jeff Hess on the left side. At Euclid, he was team captain his last two years, All-League in shot and fourth in the wrestling sectional.



Tim O'Toole and Steve Slates



Mark Keene and Ed Smolder

STEVE SLATES Sr. OL 6-0 251 21 (3/25/55) Carrollton, Ohio
Carrollton HS Coach Tom Postlethwait Business Letters: 1

Steve lettered as a backup man to All-Conference tackle Warren Bryant last year and then served well at that position while Bryant was recovering from a knee injury during the spring season. As a freshman in 1973, Steve played defensive tackle, getting eight tackles in two games, and was moved to OG, where he adjusted well. At Carrollton High, he was a three-year letterman and co-captain. His 1972 honors included All-district, All-Conference, HM All-State, Outstanding Lineman and Third Year Trophy as most efficient lineman.

ED SMOLDER Sr. OL 6-1 232 21 (7/29/55) Charleston, W. Va.
Charleston Catholic Coach Joe Cienlsky Agriculture Letters: 2

Ed was starting guard on the Blue team in the spring game and seems to have the inside track on the left guard position. After spending the summer working in the Charleston Coca-Cola plant where his father is supervisor, he has returned in excellent shape for the season ahead.

At Charleston Catholic, he lettered four years as a center-tackle, was All-State and team captain. Earned two letters in basketball.

DAVID STEPHENS Soph. DE 6-4 211 29 (3/22/57) Camden, N. J.
Camden HS Coach Andy Hinson A&S Letters: 1

David was a sometime starter after Art Still, his high school teammate, was sidelined with a broken leg bone in mid-season. He finished with 10 solos and nine assists. With Still out of action in the spring, David held down the No. 1 spot at left end. At Camden HS, he was All-Conference, All-State, All-America and team captain. He also was captain of the basketball team and a track letterman (javelin). He starred in his East team's 21-20 loss to the West in the 1974 all-star game.



Joe Brown and David Stephens

ROD STEWART Soph. FB 6-1 197 29 (9/14/55) Lancaster, Ohio
Lancaster HS Coach John Watson A&S Letters: 1

The success of the new wishbone offense utilized by the 'Cats this year will depend a lot on Rod, who gained almost 100 yards in the Blue-White game and led the Blues to victory. As a substitute for the heralded Sonny Collins last year, he played in nine games, carrying 37 times for 162 yards and a touchdown.

At Lancaster, he was a two-year letterman, an All-American, All-State and Back of the Year in both the conference and district. He was one of the Top 33 in the country and one of Grid Week's Top 11. He was three-time All-State in track.

Rushing:

| | G | ATT | YDS | AVG | GM AVG | TD | LG |
|------|---|-----|-----|-----|-----------|----|----------|
| 1975 | 9 | 37 | 162 | 4.4 | 18.0 | 1 | 22 (TUL) |

Kickoff Returns:

| | NO | YDS | AVG | TD | LR |
|------|----|-----|------|----|---------|
| 1975 | 4 | 66 | 16.5 | 0 | 28 (TN) |

ART STILL Jr. DE 6-7 225 20 (12/5/55) Camden, N.J.
Camden HS Coach Gordon Scofield A&S Letters: 2


Art received a broken bone in the foot at mid-season last year, but still was the team's sixth leading tackler (31 & 23). He also was held out of spring practice after some bunions were removed from his toes. As a freshman, he worked his way into the starting lineup and earned Southeastern Lineman of the Week honors for a fine performance against LSU. He came to UK from Camden High with his equally talented teammate, quarterback Derrick Ramsey.

RON THOMAS Soph. OG 6-1 227 19 (8/17/56) Kent, Ohio
Roosevelt HS Coach Dave Drosse A&S Letters: 0

Ron was at No. 2 left guard behind Ed Smolder in the spring and should log quite a bit of varsity time this year. At Roosevelt, he was a four-letter man and team captain, earning All-Metro and All-District honors. He also was captain of the track team, winning All-Metro honors in shot and discus. He wrestled as a freshman and sophomore. He played in both city and county all-star games.

BILL TOLSTON Soph. QB 6-2 183 19 (8/27/56) Chicago, Ill.
Dr. Martin Luther King HS Coach Lonnie Williams A&S Letters: 1

Bill got his first big test against LSU and guided the Wildcats to a first quarter touchdown. However, he turned the reins back to Cliff Hite after throwing two interceptions in two passing attempts and fumbling once. Coach Curci promised to use the new quarterback more, which he did. The freshman finished the season with action in six games, carrying the ball 59 times for 168



Ron Cason and Freddie Williams

yards and hitting four of 11 passes for 24 yards. He was alternating with Derrick Ramsey in the spring.

At Dr. Martin Luther King High, Bill earned four football and four basketball letters and was team captain and All-Conference in both. He also was All-Conference in baseball and track. He played in three all-star football, two all-star basketball and one all-star baseball game.

Rushing:

| | G | ATT | YDS | AVG | GM AVG | TD | LG |
|------|---|-----|-----|-----|-----------|----|----------|
| 1975 | 6 | 59 | 168 | 2.9 | 28.0 | 0 | 18 (VAN) |

Passing:

| | G | ATT | CMP | GM CMP | INT | PCT | YDS | TD | LP |
|------|---|-----|-----|-----------|-----|------|-----|----|----------|
| 1975 | 6 | 11 | 4 | 0.7 | 3 | 36.4 | 24 | 0 | 14 (TUL) |

DAVE TROSPER Jr. TE 6-3 205 21 (8/29/55) Louisville, Ky.

Fairdale HS Coach Garland Miller A&S Letters: 1

Dave saw action in 10 games last season, catching six passes for 140 yards, including a 77-yard TD reception against Tennessee. He also carried the ball one time for 19 yards against VPI. Dave missed spring drills due to a hand injury. At Fairdale High, he was All-Conference and All-State, serving as team captin in each; also a three-letter guard in basketball.

BILLY WILLIAMS Jr. DB 6-0½ 190 20 (3/7/56) Charleston, W.Va.

George Washington HS Coach Steve Edwards A&S Letters: 0

Billy switched from quarterback to defensive safety and was running No. 3 at that position in the spring. Won many honors at George Washington

FREDDIE WILLIAMS Jr. DB 6-0 188 20 (3/12/56) Miami, Fla.

South Miami HS Coach Charles Yanda A&S Letters: 2

A dependable substitute, Freddie had nine solos and seven assists last year. He saw some varsity action as a freshman. A two-way performer at South Miami, he was All-City.

BOB WINKEL Jr. DT 6-4 226 20 (10/23/55) Oak Ridge, Tenn.

Oak Ridge HS Coach Emery Hale A&S Letters: 2

After participating in the first four games last year, Bob was sidelined by a viral ailment. He had 10 solos and 16 assists at the time, a per game rate that put him high among the team leaders. He had one varsity start as a freshman and finished the season with 21 tackles and 24 assists.

At Oak Ridge, Bob lettered four years as a DT-TE and was All-State and All-South.

GREG WOODS Sr. OB 5-10½ 189 21 (1/26/55) Middletown, Conn.
Xavier HS Coach Larry McHugh Physical Education Letters: 3

After two years as a starter on defense (safety and "monster"), Greg transferred to tailback in the spring and earned a starting berth in the new wishbone formation installed by Coach Curci. The position is now new to Greg, who carried the ball 17 times for 142 yards, including a 55-yard scoring run and a 70-yard non-scoring run, in his one and only freshman game in 1973. He played in 10 varsity games that year, gaining 62 yards in 18 carries, including 17-yard runs against Mississippi State and Vanderbilt.

As a sophomore, he was one of three Wildcats intercepting passes and returning them for touchdowns against Tulane in New Orleans. At Xavier High, he earned three football letters, was team captain, MVP in Connecticut, All-State and on five prep All-American teams.

Kickoff Returns:

| | NO | YDS | AVG | TD | LR |
|------|----|-----|------|----|------------|
| 1973 | 11 | 158 | 14.4 | 0 | 33 (Vandy) |
| 1974 | 1 | 13 | 13.0 | 0 | 13 (FLA) |
| | 12 | 171 | 14.3 | 0 | |

Interceptions:


| | NO | YDS | TD | LR |
|------|----|-----|----|----------|
| 1974 | 1 | 45 | 1 | 45 (TUL) |
| 1975 | 1 | 0 | 0 | 0 (PS) |
| | 2 | 45 | 1 | 45 (TUL) |

Rushing:

| | G | ATT | YDS | AVG | GM AVG | TD | LG |
|------|----|-----|-----|-----|-----------|----|------------------|
| 1973 | 10 | 18 | 62 | 3.4 | 6.2 | 0 | 17 (M.State, VU) |

JOE ZEMO Soph. NG 217 19 (11/22/56) New Canaan, Conn.
New Canaan HS Coach Robert Lynch A&S Letters: 0

Joe backed up Jerry Blanton and Tony Gay at noseguard in the spring and showed good promise at that position. At New Canaan, he lettered four years as a guard and was All-County, All-State, playing with teams that were 9-0, 9-0, 7-2 and 7-2.



Meet The Opponents



**CRAIG
FERTIG**
Head Coach

First Game
September 11, 1976

OREGON STATE UNIVERSITY
at Lexington

Site—Commonwealth Stadium

Kickoff—1:30 p.m. EDT

Oregon State HQ—Hilton



**DENNIS
BOYD**
Defensive End

Facts about Oregon State

Location—Corvallis, Oregon
Enrollment—16,500
Athletic Director—Dee Andros
Coach—Craig Fertig

Conference—Pacific-8
Colors—Orange and Black
Publicists—John Eggers, Hal Cowan
Office Phone—AC 503 724-2611

NICKNAME—Beavers

Offense—"I" Formation
Lettermen Lost—15
Lettermen Back—46

Defense—Front Four
Captain—Elected in Fall

Key Losses—OG Mike Kobielsky, TB Ron Cuie, TE Phil Wroblicky, OT Kurt Jurgenson, SE Grant Boustead, OT Ken Maurer, QB Steve Gervais, LB Bob Horn, DE Ernie Richardson, DB Dick Sheehy.

Top Veterans—DE Dennis Boyd, SE Lee Overton, OT Craig Spiegelberg, C Jim Walker, DB Jay Locey, DB Oscar Williams, OB Kyle Grossart, LB Rob Nairne, LB Bill Ford, LB Rich Dodge, FB Larry Dozier

Sophs to Watch—TE Terry Beck, FL Karl Halberg, QB Jeff Kynaston, FB Byron Kellar, OT Louis Knight, DB Dave Horton, LB Corey Osenga

SERIES HISTORY: The only encounter between Kentucky and OSU was a high-scoring affair on old Stoll Field Oct. 12, 1968. Kentucky's do-everything back Dicky Lyons scored three touchdowns as the Wildcats came from behind three times to edge the powerful Beavers, 35-34. The most dramatic moment came midway of the fourth quarter when OSU pulled to 35-34 and Larry Richart's try for point from placement was wide. Earlier in the game Beaver fullback Bill "Earthquake" Enyart scored four touchdowns and was stopped inches short of scoring a fifth. It was the first one-point win in four years for the Wildcats. OSU's 34 points represented the highest total ever made against UK by a losing team, erasing the 1903 mark of UK over old Kentucky University, 38-28.

1976 OUTLOOK: New head coach Craig Fertig has a total of 46 returning lettermen, including offensive starters WRs Lee Overton and Larry Clark, QB Kyle Grossart, TB Rich Dodge, guard Wally Remmers and center Tony Banaczak, and defensive starters G Dennis Boyd, LBs Bill Ford and Casey Osenga, and DBs Johnny Ray Jones, Oscar Williams and Jay Locey. Fertig feels OSU's strength is in its balance. The Beavers expect to be able to run the football, pass the football and play very good defense. A noted weakness is the offensive line, which has been bolstered by new recruits. The kicking game is a question mark.

1976 Schedule

| | |
|----------|------------------------------------|
| Sept. 4 | Kansas at Corvallis |
| Sept. 11 | Kentucky at Lexington |
| Sept. 18 | LSU at Baton Rouge |
| Oct. 2 | Syracuse at Syracuse |
| Oct. 9 | Washington at Corvallis |
| Oct. 16 | California at Corvallis |
| Oct. 23 | Southern California at Los Angeles |
| Oct. 30 | Stanford at Palo Alto |
| Nov. 6 | Washington State at Pullman |
| Nov. 13 | UCLA at Corvallis |
| Nov. 20 | Oregon at Corvallis |
| Nov. 27 | Hawaii at Honolulu |


1975 Results

| | | |
|----|---------------------|----|
| 0 | San Diego State | 25 |
| 7 | Southern California | 24 |
| 0 | Kansas | 20 |
| 12 | Grambling | 19 |
| 8 | Colorado | 17 |
| 24 | California | 51 |
| 7 | Washington | 35 |
| 22 | Stanford | 28 |
| 7 | Washington State | 0 |
| 9 | UCLA | 31 |
| 7 | Oregon | 14 |

Series Scores

| | | | |
|------|-----------------|-----|-----|
| | | Ky. | VPI |
| 1968 | (H) | 35 | 34 |

(Kentucky won 1, OSU won 0)



**BUD
MOORE**
Head Coach


Second Game
September 18,

KANSAS
at Lawrence

Site—Memorial Stadium

Kickoff—1:30 CDT

Kentucky HQ—Holiday Inn



**NOLAN
CROMWELL**
Quarterback

Facts About Kansas

Location—Lawrence Kansas
Enrollment—23,000
Athletic Director—Clyde Walker
Coach—Bud Moore

Conference—Big Eight
Colors—Crimson and Blue
Publicist—Don Baker
Office Phone—(913) 864-3417

NICKNAME—Jayhawks

Offense—Wishbone
Lettermen Lost—16
Lettermen Back—40

Defense—5-2-4
Captain—Game Captains

Key Losses—SS Kurt Knoff, CB Eddie Lewis, CB Steve Taylor, C John Morgan, OT Dave Scott

Top Veterans—QB Nolan Cromwell, HB Laverne Smith, DT Mike Butler, DT Tom Dinkel, LB Terry Beason

Sophs to Watch: NG Dennis Balagna, DT Franklin King, TE Lloyd Sobek, LB James Jackson

SERIES HISTORY: Kentucky and Kansas met for the first time on the gridiron last Sept. 20, with the Jayhawks capitalizing on three crucial Wildcat mistakes to take home a 14-10 victory. Kansas had scored first in the first half after Eric Franklin got off an electrifying 77-yard run, fifth longest in Jayhawk history, before being brought down by tackle Jerry Blanton. Nolan Cromwell scored from the seven. The Cats launched a second half comeback, erasing the 7-0 deficit on a 47-yard field goal by John Pierce and a four-yard touchdown by Derrick Ramsey with 11:09 left. Kentucky had possession, third and seven on its own 41-yard-line when Ramsey was hit at the point of exchange on a tight end reverse to Vin Hoover and fumbled the ball. Chris Golub recovered for Kansas. Five plays and two critical penalties later, the Jayhawks scored as Laverne Smith went 16 unmolested yards around the Jayhawk right end.

1976 OUTLOOK: Although some prognosticators are placing Kansas in the Top Twenty, Coach Bud Moore sounds a word of caution. "We're starting from scratch in the defensive secondary," he said, "and most probably will have to rely on freshmen to have a representative kicking game. And we are by no means set at linebacker or in the offensive line." However, it is a fact that Moore has 16 returning starters from last year's Sun Bowl team that finished 7-5 overall and 4-3 in the Big Eight. Included are legitimate All-American candidates Nolan Cromwell (QB), Laverne Smith (HB), and Mike Butler (DT). The Jayhawk strengths should be in the offensive backfield and the defensive line. The biggest concern is the secondary, which lost three starters to graduation and a part-time starter (John O'Rear) to professional baseball.

1975 Schedule

| | |
|----------|------------------------------|
| Sept. 4 | Oregon State at Corvallis |
| Sept. 11 | Washington State at Lawrence |
| Sept. 18 | Kentucky at Lawrence |
| Oct. 2 | Wisconsin at Lawrence |
| Oct. 9 | Oklahoma State at Stillwater |
| Oct. 16 | Oklahoma at Lawrence |
| Oct. 23 | Kansas State at Manhattan |
| Oct. 30 | Nebraska at Lawrence |
| Nov. 6 | Iowa State at Lawrence |
| Nov. 13 | Colorado at Boulder |
| Nov. 20 | Missouri at Columbia |

1974 Results

| | | |
|----|------------------|----|
| 14 | Washington State | 18 |
| 14 | Kentucky | 10 |
| 20 | Oregon State | 0 |
| 41 | Wisconsin | 7 |
| 0 | Nebraska | 16 |
| 21 | Iowa State | 10 |
| 19 | Oklahoma State | 35 |
| 28 | Kansas State | 0 |
| 23 | Oklahoma | 3 |
| 21 | Colorado | 24 |
| 42 | Missouri | 24 |
| | Sun Bowl | |

Series Scores

| | | | |
|------|-----------------|-----|------|
| | | Ky. | Kan. |
| 1975 | (H) | 10 | 14 |

(Kansas won 1, Kentucky won 0)



**FRANK
CIGNETTI**
Head Coach

Third Game
September 25

WEST VIRGINIA
at Lexington

Site—Commonwealth Stadium

Kickoff—1:30 EDT



DAN KENDRA
Quarterback

Facts About West Virginia

Location—Morgantown, W. Va.
Enrollment—17,000
Athletic Director—Dr. Leland Byrd
Coach—Frank Cignetti

Conference—Independent
Colors—Old Gold and Blue
Publicist—Ron Steiner
Office Phone—(304) 293-4194

NICKNAME—Mountaineers

Offense—Pro-veer
Lettermen Lost—29
Lettermen Back—23

Defense—Basic 5-2
Captain—To Be Named

Key Losses—RB Artie Owens, FB Ron Lee, C Al Gluchoski, OT Dave Van Halanger, DE Andy Peters, DT Rich Lukowski, LB Steve Dunlap, LB Ray Marshall

Top Veterans: QB Dan Kendra, OG Steve Earley, TE Randy Swinson, LB Ken Culbertson, DT Chuck Smith, DB Johnny Schell, DB Tom Pridemore

Sophs to Watch: LB Jeff Macerelli, MG Joe Jelich, LB Ken Braswell, DT Norm Patterson

SERIES HISTORY: Relations between the Wildcats and the Mountaineers date back to Nov. 4, 1905. In that first game at Morgantown, the visiting Wildcats absorbed a 45-0 licking that stands as the biggest advantage either team has enjoyed. The series was interrupted after that contest for 34 years, not resuming until West Virginia visited Lexington for a return engagement in 1939 and absorbed a 13-6 revenge licking. The two teams met annually after that (with the exception of 1943 when UK did not field a team) until the series was broken off again following a game at Morgantown in 1947. Kentucky holds the edge in the series, 9-6-1. Kentucky's 20-point decision in 1965 was the biggest UK victory in the series since 1944 and the third largest win margin by either team—exceeded only by WVU's 45-0 win in 1905 and UK's 40-9 score in 1944.

LAST MEETING: Sept. 21, 1974 (Morgantown) UK 3, WVA 16—The Wildcats had defeated Virginia Tech, 28-7, in their opening game and hopes were high as the team boarded a bus at Hershey, Pa., and started the winding, twisting

journey to Morgantown on a bad, rainy day. Things were no better on the Mountaineer's artificial turf as the Wildcats drove inside the West Virginia five three times in the early going and failed to score. Meanwhile, the Mountaineers took advantage of UK miscues and put 16 points on the board while the Wildcats scored only a single field goal.

1976 OUTLOOK: Two top quarterbacks—junior Dan Kendra, who was MVP in the Peach Bowl, and Danny Williams, who sparked the Mountaineers to their 17-14 win over Pitt—return to operate the pro veer offense. Gone are speedy Artie Owens (959 yards) and powerful fullbacks Ron Lee (547 yards) and Heywood Smith (421 yards), but returnees include Dwayne Woods (483 yards), fullback Paul Lumley (158 yards) and wide receiver Tommy Bowden (13 yds. per reception). On defense, both starting linebackers and three defensive ends were lost via graduation, but WVU welcomes back tackle Chuck Smith, linebacker Ken Culbertson and DBs Tom Pridemore and Johnny Schell. The overall need of the Mountaineers is to develop depth.

1976 Schedule

| | |
|----------|-----------------------------|
| Sept. 11 | Villanova at Morgantown |
| Sept. 18 | Maryland at Morgantown |
| Sept. 25 | Kentucky at Lexington |
| Oct. 2 | Richmond at Morgantown |
| Oct. 9 | Temple at Philadelphia |
| Oct. 16 | Boston College at Boston |
| Oct. 23 | Penn State at Morgantown |
| Oct. 30 | Virginia Tech at Blacksburg |
| Nov. 6 | Tulane at New Orleans |
| Nov. 13 | Pitt at Pittsburgh |
| Nov. 20 | Syracuse at Morgantown |

1975 Results

| | | |
|----|----------------|----|
| 50 | Temple | 7 |
| 28 | California | 10 |
| 35 | Boston College | 18 |
| 28 | SMU | 22 |
| 0 | Penn State | 39 |
| 14 | Tulane | 16 |
| 10 | Virginia Tech | 7 |
| 38 | Kent State | 13 |
| 17 | Pitt | 14 |
| 31 | Richmond | 13 |
| 19 | Syracuse | 20 |
| | Peach Bowl | |
| 13 | N. C. State | 10 |

Series Scores

| | | Ky. | WVU | | | Ky. | WVU |
|------|-----------|----------|-----|------|-----------|----------|-----|
| 1905 | (A) | 0 | 45 | 1947 | (A) | 15 | 6 |
| 1939 | (H) | 13 | 6 | 1964 | (A) | 21 | 26 |
| 1940 | (A) | 7 | 9 | 1965 | (H) | 28 | 8 |
| 1941 | (H) | 18 | 6 | 1966 | (A) | 14 | 14 |
| 1942 | (H) | 0 | 7 | 1967 | (H) | 22 | 7 |
| 1944 | (H) | 40 | 9 | 1968 | (A) | 35 | 16 |
| 1945 | (A) | 19 | 6 | 1969 | (H) | 6 | 7 |
| | | | | 1974 | (A) | 3 | 16 |

(Kentucky won 9, West Virginia won 6, ties 1)




JOE PATERNO
Head Coach

Fourth Game
October 2

PENN STATE
at Lexington

Site—Commonwealth Stadium
Kickoff—1:30 EDT



GREG REILHNER
Defensive Tackle

Facts About Penn State

Location—University Park, Pa.
Enrollment—31,000
Athletic Director—Edward M. Czekaj
Coach—Joe Paterno

Conference—Independent
Colors—Blue and White
Publicist—John Morris
Office Phone—(814) 865-1757

NICKNAME—Nittany Lions

Offense—Multiple
Lettermen Lost—22
Lettermen Back—26

Defense—Penn State 4-4
Captains—Kurt Allerman, John
Andress, Brad Benson,
Ron Crosby & George Reihner

Key Losses—K Chris Bahr, LB Greg Buttle, DT Ron Coder, DHB Mike Johnson,
DHB Tom Odell, HB Woody Petchel, DT John Quinn, G Tom Rafferty

Top Veterans—LB Kurt Allerman, QB John Andress, OT Brad Benson, FL
Jimmy Cefalo, DE Ron Crosby, LB Ron Hostetler, S Gary Petercuskie, DT
George Reihner

Sophs to Watch: DHB Bill Crummy, FL Tom Donovan, C Keith Dorney, QB
Chuck Fusina, SE Scott Fitzkee, HB Rich Milot, DT Tony Petruccio, OT
Paul Renaud, LB Paul Suhey

SERIES HISTORY: First meeting—Oct. 4, 1975 (University Park) UK 3, PSU 10—Kentucky led in rushing (240 net yards to 151), total yardage (295-232), passes (7-5), possession time (37 minutes to 23) and pass interceptions (three to one for PS), but the Nittany Lions had the most points in the first meeting between the two teams. State's first scoring drive covered 80 yards in 13 plays, with QB John Andress teaming with SE Dick Barvinchak for passes of 15, 13 and 28. Larry Suhey plunged one yard for the score. Penn State scored also on a 29-yard field goal by Chris Bahr. UK scored on a 36-yard field goal by John Pierce. The Wildcats reached the nine-yard-line late in the second period, but Tom Odel intercepted a Derrick Ramsey pass to end the threat. UK was on the nine again in the final quarter, but a desperation fourth and six pass by Cliff Hite was short of the mark.

1976 OUTLOOK: The Nittany Lions lost seven starters on defense and four on offense, including experienced linebackers Greg Buttle, Jim Rosecrans and Rich Kriston and tackles John Quinn and Ron Coder. Coach Paterno also must replace both halfbacks and an end on defense plus both guards, the split end and a halfback on offense. Another concern is replacing All-American Chris Bahr, who handled kicking chores last year. Among the returning starters are TE Dave Stutts, OTs Brad Benson and George Reihner, C Dave Shukri, QB John Andress, FB Larry Suhey, FL Jimmy Cefalo, DE Ron Crosty, LBs Kurt Allerman and Ron Hostetler and S Gary Petercuskie. Paterno says the Lions should be much better at the skill positions and better offensively, but depth on the offensive line concerns him.

1976 Schedule

| | |
|----------|---------------------------------|
| Sept. 11 | Stanford at University Park |
| Sept. 18 | Ohio State at University Park |
| Sept. 25 | Iowa at University Park |
| Oct. 2 | Kentucky at Lexington |
| Oct. 9 | Army at University Park |
| Oct. 16 | Syracuse at University Park |
| Oct. 23 | West Virginia at Morgantown |
| Oct. 30 | Temple at Philadelphia |
| Nov. 6 | North Carolina State at Raleigh |
| Nov. 13 | Miami at Miami |
| Nov. 20 | Pittsburgh at University Park |

1975 Results

| | | |
|----|--------------------|----|
| 26 | Temple | 25 |
| 34 | Stanford | 14 |
| 9 | Ohio State | 17 |
| 30 | Iowa | 10 |
| 10 | Kentucky | 3 |
| 39 | West Virginia | 0 |
| 19 | Syracuse | 7 |
| 31 | Army | 0 |
| 15 | Maryland | 13 |
| 14 | North Carolina St. | 15 |
| 7 | Pittsburgh | 6 |
| | (Sugar Bowl) | |
| 6 | Alabama | 13 |

Series Scores


| | UK | PS |
|----------------------|----|----|
| 1975 (A) | 3 | 10 |



BOB TYLER
Head Coach

Fifth Game
October 9, 1976

MISSISSIPPI STATE
at Jackson



WALTER PACKER
Running Back

Site—Mississippi Memorial Stadium

Kickoff—1:30 p.m. CDT

Kentucky HQ—Jacksonian Inn

Facts About Mississippi State

Location—Starkville, Miss.

Enrollment—12,200

Athletic Director—Leo P. Jones (Acting)

Coach—Bob Tyler (Ole Miss. 1958)

Conference—Southeastern

Colors: Maroon and White

Publicist—Bob Hartley

Office Phone—601-325-2311

NICKNAME—Bulldogs

Offense—Veer

Lettermen Lost—14

Lettermen Back—37

Defense—"50" (5-2-2-2)

Captain—Game Captains

Key Losses—OT Jim Eidson, TE Howard Lewis, OT Chuck Brislin, LB Calvin Hymel, LB Andy Miller, DB Larry Buie, DB Bobby Wallace

Top Veterans—TB Walter Packer, MG Harvey Hull, DE Will Coltharp, DE Wally Cox, DT Larry Gillard, DB Stan Black, DB Henry Davison, DB Bill Lee, C Richard Keys, OG Sam Nichols, KS Kinney Jordan, RB Clarence Harmon, TE Dennis Johnson

Sophs to Watch—WR Robert Chatman, C Ronald Bechet, OT Bob Phillips, OT George May, TE Bobby Molden, DE Fred Pepper, DB Henry Monroe, DB Gerald Jackson, LB Raymond Peyton, LB Art Lamm, DE John Shaw, OT Jim Lyon

SERIES HISTORY: The Kentucky-Mississippi State gridiron rivalry began before World War I, but only 13 contests have been played to date. The series began with a 19-13 UK victory in Lexington in 1914. State won at Starkville the following year, Kentucky in Lexington and State in Starkville again before the series was discontinued from 1917 until 1944. Kentucky lost the renewal game, 26-0, but won six of the next eight games to take an 8-5 lead in the series. The Wildcats hold the biggest win margins with a 48-21 shellacking of the Bulldogs in 1959 and a 42-14 victory at Jackson in 1973.

LAST MEETING: Oct. 6, 1973 (Jackson) UK 42, MSU 14—Sonny Collins had his finest game as a Wildcat, carrying 19 times for 229 yards and four touchdowns as UK racked up its highest point total since the 1960 team defeated Xavier, 49-0. Making his first start was quarterback Mike Fanuzzi, who used tight ends Gene Ganucheau and Elmore Stephens to set up Kentucky scores. Fanuzzi put the game out of reach with a four-yard touchdown scamper with 10:28 to go in the last quarter for a 28-14 UK edge. The Cats then iced the game when Collins outsped the MSU secondary on a 65-yard burst through the middle. The Cats had struck first when a Bulldog fumbled a punt and UK punter John Tattersson recovered on the MSU 38. Fanuzzi hit Stephens for 15, kept for 17 and then gave to Collins, who scored from the 11. State bounced back with a 13-yard scoring pass from Rocky Felker to Billy Buckley, but Collins got on the board again with a 12-yard scoring run. The 21-14 halftime margin help up until the Cats exploded for 21 points in the final frame.

1976 OUTLOOK: A rugged defense led to last year's winning (6-4-1) season for MSU. Back to lead that defense again is Harvey Hull, a 230 lb. senior guard who paced the Bulldogs with 90 solo tackles and 57 assists in 1975. Other defensive stalwarts are ends Wally Cox and Will Coltharp, tackle Larry Gillard and backs Stan Black, Henry Davison and Bill Lee. Heading the offensive returnees is running back Walter Packer, who had 1,012 yards rushing last season and is State's leading career rusher with 2,187 yards. He scored seven TDs last fall to rank second among Bulldog scorers. Kicking specialist Kinney Jordan was the scoring leader with 53 points, hitting 13 of 20 field goal attempts and 14 of 16 conversions. Punter Gerald Vaught, who averaged 35.8 on 60 punts, also returns for his senior season. Bruce Threadgill returns at the quarterback post he took over last season, All-SEC Richard Keys returns at center and six other offensive starters also will be back. Six starters return from last year's defensive unit.

1976 Schedule

| | |
|----------|---|
| Sept. 4 | North Texas State at Starkville |
| Sept. 18 | University Louisville at Starkville |
| Sept. 25 | Florida at Gainesville |
| Oct. 2 | California Poly (HC) at Starkville |
| Oct. 9 | Kentucky at Jackson |
| Oct. 16 | Memphis State (N) at Memphis |
| Oct. 23 | Southern Mississippi (N) at Hattiesburg |
| Oct. 30 | Alabama at Tuscaloosa |
| Nov. 6 | Auburn at Jackson |
| Nov. 13 | L.S.U. at Jackson |
| Nov. 20 | Ole Miss at Jackson |

1975 Results

| | | |
|----|-------------------|----|
| 17 | Memphis State | 7 |
| 6 | Georgia | 28 |
| 10 | Florida | 27 |
| 7 | Southern Miss. | 3 |
| 28 | Rice | 14 |
| 15 | North Texas State | 12 |
| 28 | Louisville | 14 |
| 10 | Alabama | 21 |
| 21 | Auburn | 21 |
| 16 | L.S.U. | 6 |
| 7 | Ole Miss | 13 |

Series Scores

| | Ky. | Miss. State | | Ky. | Miss. State |
|------|--------------------|-------------|------|--------------------|-------------|
| 1914 | (H) 19 | 13 | 1951 | (H) 27 | 0 |
| 1915 | (A) 0 | 12 | 1952 | (A) 14 | 27 |
| 1916 | (A) 13 | 3 | 1953 | (H) 32 | 13 |
| 1917 | (A) 0 | 14 | 1955 | (H) 14 | 20 |
| 1944 | (H) 0 | 26 | 1958 | (H) 33 | 12 |
| 1950 | (H) 48 | 21 | 1972 | (H) 17 | 13 |
| | | | 1973 | (A) 42 | 14 |

(Kentucky won 8, Mississippi State won 5)



**CHARLES
McCLENDON**
Head Coach

Sixth Game
October 16

LOUISIANA STATE
at Lexington

Site—Commonwealth Stadium
Kickoff—7:30 EDT
LSU HQ—Hilton



**TERRY
ROBISKE**
Tailback

Facts About LSU

Location—Baton Rouge, Louisiana
Enrollment—24,791
Athletic Director—Carl Maddox
Coach—Charles McClendon (Ky. '50)

Conference—Southeastern
Colors—Purple and Gold
Publicist—Paul Manasseh
Office Phone—(504) 388-8226

NICKNAME—Fighting Tigers

Offense—I-Formation
Lettermen Lost—15
Lettermen Back—41

Defense—4-3
Captain—Game captains

Key Losses—DE Kenny Bordelon, DT Steve Cassity

Top Veterans—OG Dennis Gardner, OT Craig Duhe, TB Terry Robiskie, SB Carl Otis Trimble, SB Robert Dow, QB Pat Lyons, DE Lew Sibley, DT A. J. Duhe, DT Dan Alexander, LB Rusty Domingue, LB Steve Ripple, CB Clinton Burrell

Sophs to Watch—TB Charles Alexander, FB Thad Minaldi, SE Mike Quintela, OT Bobby Dugas, CB Dennis Kimble

SERIES HISTORY: Kentucky fared fairly well in the first few years of the rivalry which began in 1949, but the Wildcats fell on hard times before finally defeating the Bayou Bengals, 20-13 in 1974. The 'Cats won 19-0 in the inaugural and 14-0 the following year. After skipping 1951, the series resumed, with LSU winning 34-7 at Lexington. Kentucky gained a tie the following year at Baton Rouge and won 7-6 in Lexington in 1954. The teams swapped victories in 1956 and 1957 and then disaster struck the Wildcats. They fell, 21-0, and 32-7 to the Tigers at Baton Rouge and 9-0 at home before winning, 3-0, at home in 1960. Then came a 13-game losing streak, beginning with a 21-14 LSU victory at Baton Rouge and running through 1973. The Tigers got back on the winning track last year, decisioning the Wildcats, 17-14, in Baton Rouge.

LAST MEETING: Oct. 18, 1975 (Baton Rouge) UK 14, LSU 17—The Tigers ran up 350 yards total offense against a UK defensive unit that was ranked ninth in the nation going into that sixth game of the season. UK showed some exciting offense of its own, particularly Sonny Collins, who carried 21 times for 192 yards. LSU hurt the UK defense several times with reverse plays, starting one way, then handing the ball to flanker Robert Dow going the other. One of Dow's reverses was for 53 yards late in the second quarter, giving LSU the ball on the UK five. Robiskie scored from two yards to tie the game at 7-7. Pat Lyons' pass to Dow just before the end of the half set up a 40-yard LSU field goal. At the start of the second half, LSU capitalized on a UK fumble to put together a 32-yard scoring drive. The Wildcats, ignited by a 55-yard run by Collins, marched 88 yards for a score. UK's final thrust ended with an intercepted pass.

1976 OUTLOOK: With a total of 42 returning lettermen, Coach McClendon is determined to erase the memories of the only losing campaign (4-7-0 last year) in his career. His two quarterbacks, Pat Lyons and Bobby Moreau, were thrust into the line of fire with virtually no game experience and now return as experienced performers. Tailback Terry Robiskie has vaulted into the seventh spot among all-time LSU ball carriers with an even 1,400 yards, needing just 766 yards to eclipse the record held by Brad Davis. The only lack of experienced depth on offense is at center and tight end. The defensive line lost end Kenny Bordelon and tackle Steve Cassidy, but there is enough young talent to make up the difference. A total of seven linebackers who earned their "L's" in 1975 will be on hand and a like number of defensive backs.

| 1976 Schedule | | | 1975 Results | | |
|---------------|------------------------------|--|--------------|-------------------|----|
| Sept. 11 | Nebraska at Baton Rouge | | 7 | Nebraska | 10 |
| Sept. 18 | Oregon State at Baton Rouge | | 8 | Texas A&M | 39 |
| Sept. 25 | Rice at Baton Rouge | | 16 | Rice | 13 |
| Oct. 2 | Florida at Gainesville | | 6 | Florida | 34 |
| Oct. 9 | Vanderbilt at Baton Rouge | | 10 | Tennessee | 24 |
| Oct. 16 | Kentucky at Lexington | | 17 | Kentucky | 14 |
| Oct. 30 | Ole Miss at Baton Rouge | | 24 | South Carolina | 6 |
| Nov. 6 | Alabama at Birmingham | | 13 | Ole Miss | 17 |
| Nov. 13 | Mississippi State at Jackson | | 10 | Alabama | 23 |
| Nov. 20 | Tulane at Baton Rouge | | 6 | Mississippi State | 16 |
| Nov. 27 | Utah at Baton Rouge | | 42 | Tulane | 6 |

| Series Scores | | | | | | | | | | | |
|---------------|-------|-----|-------|-----|-----|------|-------|-----|-------|-----|-----|
| | | | | Ky. | LSU | | | | | Ky. | LSU |
| 1949 | | (A) | | 19 | 0 | 1963 | | (A) | | 7 | 28 |
| 1950 | | (H) | | 14 | 0 | 1964 | | (H) | | 7 | 27 |
| 1952 | | (H) | | 7 | 34 | 1965 | | (A) | | 21 | 31 |
| 1953 | | (A) | | 6 | 6 | 1966 | | (H) | | 0 | 30 |
| 1954 | | (H) | | 7 | 6 | 1967 | | (A) | | 7 | 30 |
| 1955 | | (A) | | 7 | 19 | 1968 | | (A) | | 3 | 13 |
| 1956 | | (H) | | 14 | 0 | 1969 | | (H) | | 10 | 37 |
| 1957 | | (A) | | 0 | 21 | 1970 | | (A) | | 7 | 14 |
| 1958 | | (A) | | 7 | 32 | 1971 | | (H) | | 13 | 17 |
| 1959 | | (H) | | 0 | 9 | 1972 | | (A) | | 7 | 17 |
| 1960 | | (H) | | 3 | 0 | 1973 | | (A) | | 21 | 28 |
| 1961 | | (A) | | 14 | 24 | 1974 | | (H) | | 20 | 13 |
| 1962 | | (H) | | 0 | 7 | 1975 | | (A) | | 14 | 17 |

(Kentucky won 6, LSU won 19, tied 1)



VINCE DOOLEY
Head Coach

Seventh Game


October 23

GEORGIA

at Lexington

Site—Commonwealth Stadium

Kickoff—7:30 EDT



KEVIN MCLEE
Running Back

Facts About Georgia

Location—Athens, Georgia
Enrollment—22,500
Athletic Director—Joel Evans
Coach—Vince Dooley

Conference—Southeastern
Colors—Red and Black
Publicist—Dan Magill
Office Phone—(404) 542-1622

NICKNAME—Bulldogs

Offense—Veer
Lettermen Lost—12
Lettermen Back—42

Defense—Multiple
Captain—Game Captains

Key Losses—DT Jim Baker, LB Rusty Russell, S Chip Miller, CB David Schwak, RB Glynn Harrison, OT Steve Wilson, OG Randy Johnson, TE Richard Appleby, RB Andy Reid

Top Veterans—PK Allan Leavitt, QB Ray Goff, QB Matt Robinson, RB Kevin McLee, FLK Gene Washington, SE Mark Wilson, C Ken Helms, LB Ben Zambiasi, LB Jim Griffith, LB Jeff Lewis, DT Ronnie Swoopes, DE Dickey Clark, DB Bill Krug, CB Bobby Thompson

Sophs to Watch—RB James Moreen, LB Ricky McBride, DT Paul Petrisko

SERIES HISTORY: A 1973 victory in Athens broke a seven-year drought for the Wildcats but they lost to the Bulldogs, 24-20, in 1974 and are now trailing 6-21-2 in a series dating back to 1939. The two schools met almost annually from that time until the series was broken off after the 1949 game and not resumed until 1956 at Athens. During the 22 years that Wally Butts coached the Bulldogs (1938-60), Georgia won nine of 14 games. The Wildcats took the initial game in 1939 and tied the following year, but did not pick up another win until 1947. Despite such Georgia superiority, the games have been interesting as reflected by the fact the Butts' four SEC champions managed an average win margin of only 11 points over the Wildcats.

LAST MEETING: Oct. 25, 1975 (Athens) UK 12, UG 21—With their running backs breaking tackles all day and their defense holding UK's Sonny Collins to 89 yards, his lowest rushing total in nearly two years, the Bulldogs overcame a 10-0 deficit to whip the Wildcats, 21-13, before 50,000 fans at Sanford Stadium. The Wildcats were leading 13-7 and had moved to the Georgia 46 on a drive that started with the second half kickoff when Bill Tolston's pitchout to Collins ended in a fumble recovery by Georgia linebacker Ben Zambiasi that started an eight-play, 55-yard Bulldog touchdown mark. The big play in that drive was a third down run of 16 yards by quarterback Ray Goff, who was finally stopped on the UK 22. Goff and Kevin McLee then carried two times each, putting the ball on the UK five. Goff went over right tackle for one, fumbling into the end zone, where offensive tackle Mike Wilson recovered for the tying TD with 10 minutes left. Cary Long's placement made it 14-13. Georgia wrapped up the game after intercepting a Tolston pass on the UK 26 with 7:32 to go. Goff scored from the one a few plays later.

1976 OUTLOOK: Georgia's veer offense, which led the SEC in TDs scored (41) in 1974 and was second in 1975 (38), should be one of the SEC's best this year despite the loss of such outstanding stars as RB Glynn Harrison, RG Randy Johnson (A-A), RT Steve Wilson and TE Richard Appleby. Returning to the starting backfield are QB Ray Goff, RB Kevin McLee and veteran flanker Gene Washington. The line returns four starters in the Cotton Bowl: SE Mark Wilson, LT Mike Wilson, LG Hugh Hendrix and C Ken Helms. The Bulldogs' 1975 defensive forces, known as the "Junk Yark Dogs," will return seven regulars from last year: including all-star candidates Bill Krug (S), Ben Zambiasi (LB), John Craft (LE) and Brad Thompson (RT).

| 1976 Schedule | | |
|---------------|--------------------------|--|
| Sept. 11 | California at Athens | |
| Sept. 18 | Clemson at Clemson | |
| Sept. 25 | South Carolina at Athens | |
| Oct. 2 | Alabama at Athens | |
| Oct. 9 | Ole Miss at Oxford | |
| Oct. 16 | Vanderbilt at Athens | |
| Oct. 23 | Kentucky at Lexington | |
| Oct. 30 | Cincinnati at Athens | |
| Nov. 6 | Florida at Jacksonville | |
| Nov. 13 | Auburn at Auburn | |
| Nov. 27 | Georgia Tech at Athens | |

| 1975 Results | | |
|--------------|-------------------|----|
| 9 | Pittsburgh | 19 |
| 28 | Mississippi State | 6 |
| 28 | South Carolina | 20 |
| 35 | Clemson | 7 |
| 13 | Ole Miss | 28 |
| 47 | Vanderbilt | 3 |
| 21 | Kentucky | 13 |
| 28 | Richmond | 24 |
| 10 | Florida | 7 |
| 28 | Auburn | 13 |
| 42 | Georgia Tech | 26 |
| | Cotton Bowl | |
| 10 | Arkansas | 31 |

Series Scores

| | | Ky. | Ga. | | | Ky. | Ga. |
|------|-----------------|-----|-----|------|-----------------|-----|-----|
| 1939 | (N) | 13 | 6 | 1962 | (A) | 7 | 7 |
| 1940 | (A) | 7 | 7 | 1963 | (H) | 14 | 17 |
| 1942 | (A) | 6 | 7 | 1964 | (A) | 7 | 21 |
| 1944 | (A) | 12 | 13 | 1965 | (H) | 28 | 10 |
| 1945 | (H) | 6 | 43 | 1966 | (A) | 15 | 27 |
| 1946 | (A) | 13 | 28 | 1967 | (H) | 7 | 31 |
| 1947 | (H) | 26 | 0 | 1968 | (H) | 14 | 35 |
| 1948 | (A) | 12 | 35 | 1969 | (A) | 0 | 30 |
| 1949 | (H) | 25 | 0 | 1970 | (H) | 3 | 19 |
| 1956 | (A) | 14 | 7 | 1971 | (A) | 0 | 34 |
| 1957 | (H) | 14 | 33 | 1972 | (H) | 7 | 13 |
| 1958 | (A) | 0 | 28 | 1973 | (A) | 12 | 7 |
| 1959 | (H) | 7 | 14 | 1974 | (H) | 20 | 24 |
| 1960 | (H) | 13 | 17 | 1975 | (A) | 13 | 21 |
| 1961 | (A) | 15 | 16 | | | | |

(Kentucky won 6, Georgia won 21, ties 2)




**JERRY
CLAIBORNE**
Head Coach

Eight Game
October 30

MARYLAND
at College Park

Site—Byrd Stadium

Kickoff—1:30 EDT



JOE CAMPBELL

Facts About Maryland

Location—College Park, Md.
Enrollment—35,890
Athletic Director—Jim Kehoe
Coach—Jerry Claiborne

Conference—Atlantic Coast
Colors—Red and Black
Publicist—Jack Zane
Office Phone—(301) 454-2123

NICKNAME—Terps

Offense—Multiple Eye
Lettermen Lost—20
Lettermen Back—32

Defense—Wide Tackle Six
Captains—Game Captains

Key Losses—SE Kim Hoover, TB Rick Jennings, WB John Schultz, LG Paul Divito, RE LeRoy Hughes, LB Kevin Benson, HB Jim Brechbiel

Top Veterans—QB Mark Manges, FB Tim Wilson, RT Joe Campbell, HB Ken Roy, RB Steve Atkins

Sophs to Watch: TB Tony Black, DE Keith Calta, WB Mickey Dudish, WR Gary Ellis, DB Andy Reid

LAST MEETING: Sept 27, 1975 (Lexington) UK 10 UM. 10—The 20th ranked Terps came to town boasting the nation's fourth ranked passing attack and were averaging 404 yards total offense. They left Commonwealth Stadium with 82 ground yards and 75 in the air, making only two first downs in the second half. However, it was the Wildcats who needed the heroics of John Pierce to salvage a tie. Batting one for 10 on field goal attempts up to that time, Pierce calmly sailed a 45-yarder through the uprights with eight seconds remaining. Kentucky scored first on a one-yard plunge by Sonny Collins, but Rick Jennings returned the ensuing kickoff 93 yards for a touchdown. Mike Sochko kicked a 30-yard field goal for a 10-7 first quarter lead. Sonny Collins carried 31 times for 161 yards, becoming the 28th player in NCAA history to gain more than 3,000 career yards. He also passed Alabama's John Musso for most career carries and Tulane's Eddie Price for most career yards in the SEC.

SERIES HISTORY: In their initial meeting in 1931, the Wildcats and Terrapins battled to a 6-6 tie at College Park. Nearly a quarter-century later (1954), the Terps of Jim Tatum, rated as defending national champion and the biggest name intersectional foe ever to play on Stoll Field, spoiled Blanton Collier's debut as UK coach, 20-0, but not before some fine play by the Wildcats, who were within the Terps' 30-yard-line six times, but failed to make the final yard to paydirt. The Wildcats evened the series in 1956 defeating the Terps, 14-0, as Billy Mitchell had a 78-yard punt return for a TD and Delmar Hughes threw a 21-yard scoring pass to Doug Shively. After last year's tie game, the series stands at 1-1-2.

1976 OUTLOOK: The Terps return 10 starters and 16 members of the second unit that beat Florida 13-0 in the Gator Bowl, among the 32 lettermen that also includes the kicking specialist. Quarterbacks Mark Manges and Larry Dick, running back Steve Atkins and fullback Tim Wilson give the Terps a strong first unit backfield and the offensive line is set with experienced men in tackles Tom Schick, Dave Conrad, and John Zernhelt, guards Ed Fulton and Mike Yeates, center Gene Ochap and tight end Bob Raba. The interior defense is also solid along with the linebacking corps but there is inexperience at defensive end and only Ken Roy has experience in the secondary. Joe Campbell is an exceptional defensive tackle and Ernie Salley outstanding at defensive guard. Ralph Fisher at tackle and Ted Klaube along with Bob Schwartz are solid guards. Brad Carr and Mike Miller at linebacker are backed up by Kervin Wyatt and David Odell. Ken Roy is an All-ACC candidate in the secondary and an excellent return man in the kicking game.

1976 Schedule

| | |
|----------|---------------------------------|
| Sept. 11 | Richmond at College Park |
| Sept. 18 | West Virginia at Morgantown |
| Sept. 25 | Syracuse at Syracuse |
| Oct. 2 | Villanova at College Park |
| Oct. 9 | North Carolina State at Raleigh |
| Oct. 16 | Wake Forest at College Park |
| Oct. 23 | Duke at Durham |
| Oct. 30 | Kentucky at College Park |
| Nov. 6 | Cincinnati at College Park |
| Nov. 13 | Clemson at College Park |
| Nov. 20 | Virginia at Charlottesville |

1975 Results

| | | |
|----|----------------|----|
| 41 | Villanova | 6 |
| 8 | Tennessee | 26 |
| 34 | North Carolina | 7 |
| 10 | Kentucky | 10 |
| 24 | Syracuse | 7 |
| 37 | N. C. State | 22 |
| 27 | Wake Forest | 0 |
| 13 | Penn State | 15 |
| 21 | Cincinnati | 19 |
| 22 | Clemson | 20 |
| 62 | Virginia | 24 |



FRED PANCOAST
Head Coach


Ninth Game
November 6

VANDERBILT
at Lexington

Site—Commonwealth Stadium

Kickoff—1:30 EST

Vanderbilt HQ—Springs



DENNIS HARRISON
Defensive Tackle

Facts About Vanderbilt

Location—Nashville, Tennessee
Enrollment—7,000
Athletic Director—Clay Stapleton
Coach—Fred Pancoast

Conference—Southeastern
Colors—Old Gold and Black
Publicist—Lew Harris
Office Phone—(615) 322-4727

NICKNAME—Commodores

Offense—I-Wing
Lettermen Lost—35
Lettermen Back—33

Defense—5-4
Captain—Game Captains

Key Losses—NG Tom Galbierz, DB Steve Curnutte, S Jay Chesley, DE Joe Reynolds. LB-K Mark Adams, TE-P Barry Burton, TB Lonnie Sadler, QB Fred Fisher, C Bill Holby

Top Veterans—OG Tom Ballman, FB David Johnson, TB Adolph Groves, WB Daryl Mills, DT Dennis Harrison, LB Kimmie Weaver, DB Reggie Calvin

Sophs to Watch—FB Mike Gothard, DB Walter Jordan, LB Randy Sittason, QB Mike Wright

SERIES HISTORY: The Wildcats and Commodores first met on the gridiron in 1896 at Nashville and the series is one of the South's oldest from the standpoint of first meeting and number of games. The record stands solidly in Vandy's favor, 27-17-4, with the Commodores registering 12 shutouts in the first 20 years and UK failing to get into the win column until 1939. The Wildcats' 27-0 homecoming rout of Vandy in 1960 ended a three-year trend to close games, but the rivalry got back in the groove in 1961 as UK struggled for a 16-3 decision. Kentucky's biggest margin since that time was 34-0 in 1965, Vandy's 42-6 in 1969. UK had won four in a row before Vandy beat the Cats last year in Nashville.

LAST MEETING: Nov. 9, 1975 (Nashville) UK 3, Vanderbilt 13—A flat, emotionless UK team has possession six times in the first half and punted six times; then got only a 20-yard field goal by John Pierce out of nine possessions in the second half. The Cat's lost two fumbles and threw two interceptions

trying to come back from a halftime deficit of 10-0. Sonny Collins was held to 39 yards in 13 carries during the game. The Commodores took the opening kickoff, kept the ball almost seven minutes, and wound up with a 35-yard field goal by Mark Adams. On the last snap of the first quarter, Barry Burton punted into a brisk wind and the ball stopped 78 yards downfield on the UK seven. Late in the first half, the Commodores took over on their own 49 and scored on a three-yard pass from Fred Fisher to Hal Kemp, only the seventh play of the series. Two of those plays were Fisher to fullback David Johnson passes good for 20 and 23 yards.

1976 OUTLOOK: The Commodores lost eight offensive and eight defensive starters and 23 of 58 lettermen. The first task is to rebuild an offensive line stripped by graduation. Standout guard Tom Ballman (6-3, 240) is the only returnee on the forward wall. Also gone via graduation is two-time All-SEC tight end Barry Burton. Martin Cox, who ranked 10th in the nation in kickoff returns last year, lends good speed to the split end position. On defense, the Commodores must first replace Tom Galbierz, who led them in tackles for three straight years. The Commodores have an All-SEC caliber linebacker in Kimmie Weaver (6-2, 216), who was second to Galbierz in tackles. Vandy ranked second in the SEC in pass defense last year but three of the four members of that standout secondary are now gone, including two-time All-SEC safety Jay Chesley.

1976 Schedule

| | |
|----------|--------------------------|
| Sept. 11 | Oklahoma at Nashville |
| Sept. 18 | Wake Forest at Nashville |
| Sept. 25 | Alabama at Tuscaloosa |
| Oct. 2 | Tulane at Nashville |
| Oct. 9 | LSU at Baton Rouge |
| Oct. 16 | Georgia at Athens |
| Oct. 23 | Mississippi at Nashville |
| Oct. 30 | OPEN |
| Nov. 6 | Kentucky at Lexington |
| Nov. 13 | Air Force at Nashville |
| Nov. 20 | Cincinnati at Cincinnati |
| Nov. 27 | Tennessee at Nashville |

1975 Results

| | | |
|----|-------------|----|
| 17 | Chattanooga | 7 |
| 9 | Rice | 6 |
| 7 | Alabama | 40 |
| 6 | Tulane | 3 |
| 0 | Florida | 35 |
| 3 | Georgia | 47 |
| 7 | Mississippi | 17 |
| 17 | Virginia | 14 |
| 13 | Kentucky | 3 |
| 23 | Army | 14 |
| 17 | Tennessee | 14 |

Series Scores

| | | Ky. | Vandy | | | Ky. | Vandy |
|------|-----------------|-----|-------|------|-----------------|-----|-------|
| 1896 | (A) | 0 | 6 | 1947 | (A) | 14 | 0 |
| 1897 | (A) | 0 | 50 | 1948 | (H) | 7 | 26 |
| 1901 | (A) | 0 | 22 | 1953 | (A) | 40 | 14 |
| 1906 | (A) | 0 | 28 | 1954 | (H) | 19 | 7 |
| 1907 | (A) | 0 | 40 | 1955 | (A) | 0 | 34 |
| 1911 | (A) | 0 | 18 | 1956 | (H) | 7 | 6 |
| 1916 | (H) | 0 | 45 | 1957 | (A) | 7 | 12 |
| 1917 | (H) | 0 | 5 | 1958 | (H) | 0 | 0 |
| 1918 | (A) | 0 | 33 | 1959 | (A) | 6 | 11 |
| 1919 | (H) | 0 | 0 | 1960 | (H) | 27 | 0 |
| 1920 | (A) | 0 | 20 | 1961 | (A) | 16 | 3 |
| 1921 | (H) | 14 | 21 | 1962 | (H) | 7 | 0 |
| 1922 | (A) | 0 | 9 | 1963 | (A) | 0 | 0 |
| 1927 | (A) | 6 | 34 | 1964 | (H) | 22 | 21 |
| 1928 | (A) | 7 | 14 | 1965 | (A) | 34 | 0 |
| 1937 | (A) | 0 | 12 | 1966 | (H) | 14 | 10 |
| 1938 | (H) | 7 | 14 | 1967 | (A) | 12 | 7 |
| 1939 | (A) | 21 | 13 | 1968 | (H) | 0 | 6 |
| 1940 | (A) | 7 | 7 | 1969 | (A) | 6 | 42 |
| 1941 | (H) | 15 | 38 | 1970 | (H) | 17 | 18 |
| 1942 | (H) | 6 | 7 | 1971 | (A) | 14 | 7 |
| 1945 | (A) | 6 | 19 | 1972 | (H) | 14 | 13 |
| 1946 | (H) | 10 | 7 | 1973 | (A) | 27 | 17 |
| | | | | 1974 | (H) | 38 | 12 |
| | | | | 1975 | (A) | 3 | 13 |

(Kentucky won 17, Vanderbilt won 27, ties 4)




DOUG DICKEY
Head Coach

Tenth Game
November 13

FLORIDA
at Lexington

Site—Commonwealth Stadium

Kickoff—1:30 EST



**DARRELL
CARPENTER**
Defensive Tackle

Facts About Florida

Location—Gainesville, Fla.
Enrollment—28,000
Athletic Director—Ray Graves
Coach—Doug Dickey

Conference—Southeastern
Colors—Orange and Blue
Publicist—Norm Carlson
Office Phone—(904) 392-0641

NICKNAME—Gators

Offense—Wishbone
Lettermen Lost—20
Lettermen Back—42

Defense—4-3-4
Captain—Game Captains

Key Losses—LB Sammy Green, OG Gerald Loper, FB Jimmy DuBose, QB Don Gaffney, TE Alvis Darby, DE Joe Allen, DE Mike Smith

Top Veterans—DB Alvin Cowans, RB Tony Green, K David Posey, DT Darrell Carpenter, HB Larry Brinson, SE Wes Chandler, DB Henry Davis, DT-LB Scott Hutchinson

Sophs to Watch—DE Michael DuPree, OT Don Swafford

SERIES HISTORY: A UK win in Lexington in 1974 put the Wildcats one game ahead of the Gators but Florida tied it up again last year. Florida tied it at 12-12 in 1973 after Kentucky had stayed ahead since whipping the Gators 52-0 in Lexington in 1917. Through 1955 the Wildcats held a 12-4 advantage, with Florida managing only a pair of victories prior to 1952. An unusual moment occurred in 1955, when Delmar Hughes, Wildcat quarterback sidelined earlier in the game with a broken nose, came off the bench and kicked a 20-yard field goal to give UK a 10-7 decision. A year later, Lou Michaels kicked a rain-soaked football 34 yards with two seconds remaining in the first half to put the Wildcats ahead to stay. After a 10-year lapse, the series was resumed in 1967, with Florida winning 14-7.

LAST MEETING: Nov. 15, 1975 (Gainesville) UK 7, UF 48—Remembering a 41-24 upset handed their 1974 Sugar Bowl-bound team by the Wildcats, the Gators came out snarling and put field goals of 35 and 45 yards on the board

before scoring a touchdown on a pass from Don Gaffney to Tony Green. The next time in possession, Gaffney ran 29 yards to the UK 33, and then completed a pass to end Terry LeCount on the three. LeCount trotted over the goal line as a UK defensive back slipped on the artificial turf, giving the Gators a 27-0 lead at halftime. The Gators started the second half with one of their most impressive drives, going 76 yards in 14 plays, all on the ground. Kentucky went 75 yards in 12 plays in the final quarter and scored on a three-yard plunge by freshman Rod Stewart, who gained 28 yards in the drive.

1976 OUTLOOK: The Gators' main goal is to replace quarterback Don Gaffney and fullback Jimmy DuBose, a pair that combined for 203 yards of total defense per game last season. Coach Dickey also lost both starting defensive ends and All-America middle linebacker Sammy Green, but no one is feeling sorry for the Gators, who still have plenty of horses in their corral, including halfbacks Tony Green and Larry Brinson, split end Wes Chandler, defensive tackle Darrell Carpenter and kicker David Posey, to name a few.

| 1976 Schedule | | 1975 Results | |
|---------------|----------------------------------|--------------|------------------------|
| Sept. 11 | North Carolina at Tampa | 40 | Southern Methodist 14 |
| Sept. 18 | Houston at Gainesville | 7 | North Carolina State 8 |
| Sept. 25 | Mississippi State at Gainesville | 27 | Miss. State 10 |
| Oct. 2 | LSU at Gainesville | 34 | LSU 6 |
| Oct. 16 | Florida State at Tallahassee | 35 | Vanderbilt 0 |
| Oct. 23 | Tennessee at Knoxville | 34 | Florida State 8 |
| Oct. 30 | Auburn at Gainesville | 24 | Duke 16 |
| Nov. 6 | Georgia at Jacksonville | 31 | Auburn 14 |
| Nov. 13 | Kentucky at Lexington | 7 | Georgia 10 |
| Nov. 20 | Rice at Gainesville | 48 | Kentucky 7 |
| Nov. 27 | Miami at Orlando | 15 | Miami 11 |
| | | | Gator Bowl |
| | | 0 | Maryland 13 |

| Series Scores | | | |
|---------------|-----|-----|------|
| | | Ky. | Fla. |
| 1917 | (H) | 52 | 0 |
| 1926 | (N) | 18 | 13 |
| 1927 | (N) | 6 | 27 |
| 1931 | (N) | 7 | 2 |
| 1935 | (H) | 15 | 6 |
| 1936 | (H) | 7 | 0 |
| 1937 | (A) | 0 | 6 |
| 1948 | (H) | 34 | 15 |
| 1949 | (N) | 35 | 0 |
| 1950 | (H) | 40 | 6 |
| 1951 | (A) | 14 | 6 |
| 1952 | (A) | 0 | 27 |
| 1953 | (H) | 25 | 13 |
| 1954 | (A) | 7 | 21 |
| 1955 | (H) | 10 | 7 |
| 1956 | (A) | 17 | 8 |
| 1957 | (H) | 7 | 14 |
| 1967 | (A) | 12 | 28 |
| 1968 | (H) | 14 | 16 |
| 1969 | (A) | 6 | 31 |
| 1970 | (H) | 13 | 24 |
| 1971 | (A) | 24 | 35 |
| 1972 | (A) | 0 | 40 |
| 1973 | (A) | 18 | 20 |
| 1974 | (H) | 41 | 24 |
| 1975 | (A) | 48 | 7 |

(Kentucky won 13, Florida won 13, ties 0)



BILL BATTLE
Head Coach

Eleventh Game
November 20

TENNESSEE
at Knoxville

Site—Neyland Stadium

Kickoff—1:30 EST

Kentucky HQ—Holiday Inn-Cove Lane



LARRY SEIVERS

Facts About Tennessee

Location—Knoxville, Tenn.
Enrollment—25,946
Athletic Director—Bob Woodruff
Coach—Bill Battle

Conference—Southeastern
Colors—Orange and White
Publicist—Haywood Harris
Office Phone—(616)974-3371

NICKNAME—Volunteers

Offense—Multiple T
Lettermen Lost—16
Lettermen Back—42

Defense—4-3-4
Captain—Not selected

Key Losses—Q Paul Johnson, TE Tommy West, DE Ron McCartney, LB Steve Poole, DB Ernie Ward

Top Veterans—WR Larry Seivers, G Mickey Marvin, QB Randy Wallace, WB Stanley Morgan, LB Andy Spiva, LB Russ Williams, DB Mike Mauck, DB David Parsons, DE Kevin Davis

Sophs to Watch—WR Ken Sanderson, C Robert Shaw, QB Joe Hough, RB Frank Foxx, RB Kelsey Finch, DT Glenn Tucker, DT Brad Watts, LB Craig Puki

SERIES HISTORY: Tennessee holds a 43-19-9 edge in the series that is among the oldest football rivalries in the nation, dating back from a 56-0 Wildcat victory Oct. 21, 1893 in Knoxville. Except for three war years (1917-18 and 1943), the two schools have met annually on the gridiron with the result that the Vols hold a distinct edge of 43 wins to Kentucky's 19 and nine ties. The seniors on the 1955 UK squad became the first class in 43 years to graduate with the accomplishment of never playing in a game in which the Vols emerged victorious and they bowed out in a blaze of glory, triumphing 23-0 over the.

bowl-hungry Vols in the most one-sided Kentucky win since 1935. Tennessee took the 1961 meeting for its first victory in five years, but UK's courageous "Thin Thirty" fought back to win a 12-10 squeaker in 1962. The Vols caught Kentucky in a letdown in 1963 to annex a 19-0 decision, but Kentucky capped a strange 1964 campaign in glorious fashion by capturing a hard-fought 12-7 victory over the equally inconsistent Tennesseans. Without passing star Rick Norton, injured the week before in the Houston game, Kentucky could not cope with the Vols in '65 and dropped a 19-3 decision. Tennessee has won all the other games since that date, holding on for a two-point victory in 1973, beating UK, 24-7, for a Liberty Bowl bid in 1974 and winning by 17-14 last year.

LAST MEETING: Nov. 22, 1975 (Lexington) UK 14, UT 17—Kentucky spotted the Vols 17 quick points and then came roaring back, but again it was a matter of too little, too late. Tennessee got on the board first with a 32-yard Jim Gaylor field goal on their first possession of the game and then went ahead 10-0 on an 80-yard scoring run by Stanley Morgan. A 36-yard pass from Randy Wallace to Larry Seivers set up a one-yard scoring plunge by Mike Gayles to cap a six-play 69-yard drive. Derrick Ramsey then guided UK to an 80-yard scoring drive, capping it with a 37-yard ramble. John Pierce kicked the extra point. UK cut the margin to 17-14 on a 77-yard scoring pass from Ramsey to Dave Trosper, the longest UK play of the season. The try for a two-point conversion failed.

1976 OUTLOOK: With 20 lettermen returning on defense and 19 on offense, the Vols are expected once again to battle for national ranking. The offense will be built around Stanley Morgan, who has been selected as the SEC's most valuable player in an annual pre-season poll conducted by the Birmingham News. Fullback Mike Gayles also returns, along with prize sophomore Kelsey Finch, Frank Foxx and Billy Arbo. All-America end Larry Seivers is an inviting target for Vol quarterbacks. On defense, linebacker Andy Spiva, free safety Mike Mauck and perhaps strong safety Russ Williams are considered all-star candidates. Place kicker Jim Gaylor and punter Craig Colquitt return. Overall, the Vols seem well prepared to give Bill Battle another fine season. His record now is 53-17-2 in six years.

1976 Schedule

| | |
|----------|--------------------------------|
| Sept. 13 | Maryland at Knoxville |
| Sept. 20 | UCLA at Los Angeles |
| Sept. 27 | Auburn at Knoxville |
| Oct. 11 | Louisiana State at Knoxville |
| Oct. 18 | Alabama at Birmingham |
| Oct. 25 | North Texas State at Knoxville |
| Nov. 1 | Colorado State at Knoxville |
| Nov. 8 | Utah at Knoxville |
| Nov. 15 | Mississippi at Memphis |
| Nov. 22 | Kentucky at Lexington |
| Nov. 29 | Vanderbilt at Knoxville |
| Dec. 6 | Hawaii at Honolulu |

1975 Results

| | | |
|----|-----------------|----|
| 17 | UCLA | 17 |
| 17 | Kansas | 3 |
| 0 | Auburn | 21 |
| 17 | Tulsa | 10 |
| 10 | Louisiana State | 20 |
| 6 | Alabama | 28 |
| 29 | Clemson | 28 |
| 34 | Memphis State | 6 |
| 29 | Mississippi | 17 |
| 24 | Kentucky | 7 |
| 21 | Vanderbilt | 21 |
| | Liberty Bowl | |
| 7 | Maryland | 3 |

Series Scores

| | | Ky. | Tenn. | | | Ky. | Tenn. |
|------|-----------------|-----|-------|------|-----------------|-----|-------|
| 1893 | (A) | 56 | 0 | 1940 | (A) | 0 | 33 |
| 1899 | (A) | 0 | 12 | 1941 | (H) | 7 | 20 |
| 1901 | (A) | 0 | 5 | 1942 | (A) | 0 | 26 |
| 1906 | (H) | 21 | 0 | 1944 | (A) | 13 | 26 |
| 1907 | (A) | 0 | 0 | 1944 | (H) | 7 | 21 |
| 1908 | (A) | 0 | 7 | 1945 | (H) | 0 | 14 |
| 1909 | (H) | 17 | 0 | 1946 | (A) | 0 | 7 |
| 1910 | (A) | 10 | 0 | 1947 | (H) | 6 | 13 |
| 1911 | (H) | 12 | 0 | 1948 | (A) | 0 | 0 |
| 1912 | (A) | 13 | 6 | 1949 | (H) | 0 | 6 |
| 1913 | (H) | 7 | 13 | 1950 | (A) | 0 | 7 |
| 1914 | (A) | 6 | 23 | 1951 | (H) | 0 | 28 |
| 1915 | (H) | 6 | 0 | 1952 | (A) | 14 | 14 |
| 1916 | (A) | 0 | 0 | 1953 | (H) | 27 | 21 |
| 1919 | (H) | 13 | 0 | 1954 | (A) | 14 | 13 |
| 1920 | (A) | 7 | 14 | 1955 | (H) | 23 | 0 |
| 1921 | (H) | 0 | 0 | 1956 | (A) | 7 | 20 |
| 1922 | (A) | 7 | 14 | 1957 | (H) | 20 | 6 |
| 1923 | (H) | 0 | 18 | 1958 | (A) | 6 | 2 |
| 1924 | (A) | 27 | 6 | 1959 | (H) | 20 | 0 |
| 1925 | (H) | 23 | 20 | 1960 | (A) | 10 | 10 |
| 1926 | (A) | 0 | 6 | 1961 | (H) | 16 | 26 |
| 1927 | (H) | 0 | 20 | 1962 | (A) | 12 | 10 |
| 1928 | (A) | 0 | 0 | 1963 | (H) | 0 | 19 |
| 1929 | (H) | 6 | 6 | 1964 | (A) | 12 | 7 |
| 1930 | (A) | 0 | 8 | 1965 | (H) | 3 | 19 |
| 1931 | (H) | 6 | 6 | 1966 | (A) | 19 | 28 |
| 1932 | (A) | 0 | 26 | 1967 | (H) | 7 | 17 |
| 1933 | (H) | 0 | 27 | 1968 | (A) | 7 | 24 |
| 1934 | (A) | 0 | 19 | 1969 | (H) | 26 | 31 |
| 1935 | (H) | 27 | 0 | 1970 | (H) | 0 | 45 |
| 1936 | (A) | 6 | 7 | 1971 | (H) | 7 | 21 |
| 1937 | (H) | 0 | 13 | 1972 | (A) | 7 | 17 |
| 1938 | (A) | 0 | 46 | 1973 | (H) | 14 | 16 |
| 1939 | (H) | 0 | 19 | 1974 | (A) | 7 | 24 |
| | | | | 1975 | (H) | 13 | 17 |

(Kentucky won 19, Tennessee won 43, ties 9)

ATHLETICS AT KENTUCKY

Kentucky's athletic program, a well-balanced and ambitious activity featuring intercollegiate competition in ten different sports, is organized under the Department of Athletics and a corporation known as the University of Kentucky Athletics Association.

The program is conducted without overemphasis or sacrifice of educational objectives and in strict compliance with the rules of the University, the Southeastern Conference and the National Collegiate Athletics Association.

A board of directors, headed by the President of the University in the capacity of chairman, maintains overall policy supervision of the athletic program.

In addition to the UK President, board officers include the Vice-President for Student Affairs as vice-chairman and Dr. W. L. Matthews in the capacity of secretary. Sixteen other men, drawn from the University faculty and the general public, also serve on the board as appointees of the president as do two student representatives.

Supervising the steady growth and balanced development of the athletic program is Athletic Director Cliff Hagan.

The Association's Board of Directors is composed of the following:

Faculty Members

Marion E. McKenna, '76
Daniel R. Reedy, '76
Dr. N. J. Pisacano, '77
Stephen Diachun, '77
Dr. Charles Ellinger, '77
Charles Roland, '78
Richard Robe, '78

Trustee Members

George Griffin, '78
Frank Ramsey, Jr., '77

Members-at-Large

Albert B. Chandler, '76
S. T. Roach, '77

Alumni Members

Dr. Ralph Angelucci, '78
Thomas P. Bell, '76

Ex Officio Members

Otis A. Singletary, Chairman
Dr. Ray Hornback
Jack Blanton
R. G. Zumwinkle
Dr. W. L. Matthews
Claude Hammond
Dr. Donald B. Clapp

Student Members

MEMORIAL

Kentucky's athletic complex off Cooper Drive was named "The Bernie A. Shively Sports Center" in April, 1969, in memory of the distinguished Wildcat director of athletics who died of a heart attack at his home December 10, 1967.

Shively joined the Kentucky staff in 1927 as football line coach, following a brilliant athletic career at Illinois. An All-American as a blocking guard for Red Grange, he also was Big Ten heavyweight wrestling champion and a track standout. He was named to the Helms Hall of Fame in 1972.

In 1933, he was appointed head of the UK Physical Education Department, and five years later became director of athletics. He continued coaching until 1946, handling football, track and baseball at various times. Among other honors, he was inducted into the Kentucky Hall of Fame.



DR. OTIS A. SINGLETARY
President, University of Kentucky

Established in 1865 under provisions of the Morrill Act of 1862 as the Agricultural and Mechanical College of Kentucky University, the University of Kentucky today has approximately 32,000 students in the 15 academic colleges and Graduate School on the central campus in Lexington and in its 13 community colleges.

In 1878, the school separated from Kentucky University and became an independent institution supported by the state, and since 1916 has been known as the University of Kentucky, embodying the functions of teaching, public service and research.

Situated in the famed Blue Grass region of Central Kentucky, the University maintains several research institutes whose work increasingly affects state and nation: the Tobacco and Health Research Institute, the Office of Business Development and Government Services, the Institute for Mining and Minerals Research, and the Water Resources Institute.

It is fully accredited in its respective colleges and departments by all of the major professional societies and educational organizations.

President since 1969 has been Dr. Otis A. Singletary, who came from the University of Texas, Austin, where he was executive vice chancellor for academic affairs. He earlier had been director of the Job Corps program for the Office of Economic Opportunity, and chancellor of the University of North Carolina at Greensboro.

He is the eighth president of the University. Unique recognition of his service to the institution came recently from the UK Alumni Association, which presented him its Alumni Service Award—an honor rarely bestowed upon a non-alumnus of the University.



CLIFF HAGAN
Director of Athletics

One of Cliff Hagan's primary aims as director of athletics at the University of Kentucky is the upgrading of facilities.

During his tenure with the University, the football team has moved into Commonwealth Stadium and the basketball team will be playing its games in Rupp Arena for the first time this winter.

Among his primary goals for the immediate future are an Olympic swimming pool and a fieldhouse, which he says are "desperately needed for our program and our students."

Under Hagan's direct supervision, the Athletics Association, through the Blue & White Fund, has received more than a million dollars in contributions to keep the program operating in the black by carrying the burden of its grants-in-aid.

Part of those funds have financed a 110-yard Astro-Turf practice field in the Shively Sports Center complex. Other improvements at the Center include installation of open-air type lockers in the dressing rooms, and a planned expansion of the main building, with the size of training and conditioning rooms to be increased.

In his strong dedication to the scholar-athlete, Hagan continues to give the academic program support and emphasis. "I feel a genuine commitment to provide all the academic support and encouragement we can to help our athletes leave our campus with an education and a degree," he said.

On the games side of the ledger during Hagan's first year as AD, Wildcat wrestling and rifle teams won SEC titles, the basketball team won the NIT, the baseball team won the SEC Eastern Division and the tennis team finished fourth in the conference.

Kentucky's overall total of 43½ points placed the Wildcats fifth in the tough SEC all-sports standing, their highest finish in several years.

Hagan joined the Wildcat athletics staff as assistant to Harry Lancaster in 1972, with varied administrative duties, including creation and implementation of the Blue & White Fund for the then-new Commonwealth Stadium. He was named director of athletics in July 1975 while Lancaster, whose retirement was not effective until February of this year, remained as a special assistant to Hagan.

Hagan's path to the athletics directorship began at Owensboro, Kentucky, where he established a then state high school tournament record of 41 points in leading Owensboro to victory over Lafayette in the championship game of the 1949 state high school tournament.

At UK, he played on teams that won 86 of 91 games and an NCAA championship (1951). The 1954 team, undefeated in 25 games, elected not to participate in the national tournament.

Hagan set a dozen Southeastern Conference records and an NCAA record of 528 rebounds as a junior. He averaged 29 points a game, led the nation in rebounding, and scored a UK record of 51 points against Temple in 1954.

He was a member of Sigma Nu Fraternity, Student Government, Baptist Student Union, Fellowship of Christian Athletes and twice was selected among the top ten students in the College of Education.

After graduating from UK in 1954, Hagan served two years at Andrews Air Force Base, Washington, D. C., as a commissioned officer. He led the base to two World Wide Air Force championships and won All-Service honors both years.

During ten years with the St. Louis Hawks, he ranked high among 11 players on the league scoring charts with 12,433 points in 672 games for an 18.5 mark and was selected to play in five East-West All-Star games and was named to the NBA second All-League team twice. He hit over .790 from the free throw line seven years in a row and held the NBA record for most field goals scored in a single quarter (12).

The Hawks won the Western Division six times during Hagan's playing career there and defeated the Boston Celtics in 1958 for the world championship. Hagan was All-Pro in the NBA in 1957-62, inclusive.

He received his M.S. in education from Washington University in 1958.

In 1965, a Herbert Hoover Boys Club of America was organized in Owensboro and named the Cliff Hagan Boys Club of America.

During his 11th year in St. Louis, Hagan did radio and television commentary for the Hawks' basketball team and for Anheuser Busch.


He then joined the Dallas Chaparrals as player-coach and was selected as the 1958 Texas Professional Coach of the Year. When he left Dallas, he was only 92 points shy of a regular-season career total of 15,000 points.

In 1974, he was named to the Hall of Fame Magazine's All-America second-team for the 1951-1973 period, to the Orlando (Fla.) Sentinel Star's All-Time Southeastern Conference first team, and the All-Time top collegiate player in the State of Kentucky by Inside Kentucky Sports Magazine. In 1975, he was named to the Kentucky Athletic Hall of Fame, was inducted into the UK Alumni Association Hall of Distinguished Alumni and was a recipient of the University of Kentucky Centennial "K" Medallion tendered by the UKAA for past athletic accomplishments, during UK's Centennial Year observance.

He is married to the former Martha Milton of Owensboro. They have four children: Lisa, 19, Laurie, 18, Amy, 14, and Kip, 12.



Wildcat Coaches



FRAN CURCI, HEAD FOOTBALL COACH

Fran Curci enters his fourth season as head football coach at the University of Kentucky, where the program still is in a rebuilding stage, as evidenced by the large number of freshmen and sophomores who have earned varsity letters during the past three years.

Curci's best year with the Wildcats was 1974, when he gave UK fans their first winning season (6-5) in nine years. Plagued by injuries, failure to find a

suitable replacement for Mike Fanuzzi at quarterback and some unfortunate extemporaneous factors, the Wildcats fell to 2-8-1 last season.

Reputed as one of the nation's finest recruiters, Curce has worked long and hard to attract fine talent to Lexington and his first three Wildcat squads have featured a host of freshmen and sophomores playing prominent roles.

Curci came to the University from the University of Miami, Fla., where he was head coach two years. He started his career as freshman coach at Miami in 1962 after making All-American there in 1959 and playing as a 5-foot-9, 152 lb. quarterback for the old Dallas Texans of the AFL. In four years his Hurricane frosh teams won 12 and lost two. He later served as varsity offensive assistant at Miami (1966-67) and in both of those years Miami wound up in bowl games.

He was tapped by the University of Tampa in 1968 to see what he could do about a faltering football program; in three campaigns, he wrote one of the most amazing success stories in college football.

In his first year at Tampa, he put together a 7-3 season, which included victories over Mississippi State and Tulane. That earned for him the Florida Sports Writers Association "Coach of the Year" award, a recognition repeated in 1970. Curci's 1969 season was a brilliant 8-2 affair. His 10-1 record in 1970 also included a 31-14 triumph over Miami and brought the Tampans the nation's No. 1 College Division ranking as well as bringing Curci College Division "Coach of the Year" runner-up honors.

He took over as Miami grid boss Dec. 19, 1970, and left the program there in good shape for his successor.

A native of Pittsburgh, Pa., he played his high school ball in Miami, where he lettered three years as a quarterback at Archbishop Curley High and was All-City, All-Conference, Catholic All-State and his team's Most Valuable Player.

At the University of Miami, he was known as the "Mite-y Magician." Playing at 152 pounds, he parlayed intelligence and desire to become All-America as a senior in 1959 after receiving honorable mention All-America and winning acclaim as one of the foremost sophomore football stars in the country in 1957.

His record-shattering feats at Miami included breaking of seasonal and career marks for total offense, most passes thrown, most passes completed and most yards gained on passing. He also was co-holder of the record for most TD passes thrown.

He rolled up 2,767 yards rushing and passing during his varsity career, breaking a total offense record that had stood for more than two decades.

As a senior, he captained Miami and climaxed his career by engineering a stunning upset (18-23) over Michigan State.

After graduation in 1960 with a degree in marketing, he played one year with the Dallas Texans and then served as a lieutenant in the Army, coaching and playing football for the Fort Eustis team, which won the National Service championship in the Missile Bowl.

Curci has been selected five times to coach in all-star games. He assisted Bear Bryant with the South team in Tampa's first annual American Bowl game three years ago, then served as South head coach the next year. He helped Charlie McClendon of LSU and Alex Agase of Northwestern direct the East in the Coaches All-America football game at Lubbock, Texas, two summers ago, was co-South coach with Bill Battle of Tennessee in Miami's Shrine North-South game in 1975 and assisted Lou Holtz with the East squad in the first Japan Bowl held this year in Tokyo.



Wildcat coaching assistants posing with Fran Curci (kneeling) are, left to right, Dan Coughlin, David Wells, John Cooper, Billy Mitchell, Jon Mirilovich, Charlie Bailey, Perry Moss and chief recruiter Dan Leal.

PERRY MOSS, OFFENSIVE COORDINATOR UNIVERSITY OF ILLINOIS

The newest member of Coach Curci's staff is Perry Moss, offensive coordinator who came to UK from San Antonio, where he guided the Wings to a 7-3 record and a World Football League division championship last year.

A native of Oklahoma, he earned football, baseball and basketball letters at Tulsa Central HS and was quarterback of the Tulsa team that defeated Georgia Tech in the 1945 Orange Bowl.

After service in the Army Air Corps in WWII, he quarterbacked Illinois to the 1946 Big Ten championship and the 1947 Rose Bowl championship. He was an A-A honorable mention in 1944-46-47 and recipient of the Boston Gridiron Club's National Award for Sportsmanship (1947). He played in the Chicago Trib's all-star games in 1945-48 and the 1945 Blue-Gray Classic and played professionally with Green Bay as QB in 1948.

Moss has served as an assistant coach at Illinois, Washington, LSU, Miami (Fla.) and Wisconsin. He was head football coach and AD at Florida State University in 1959, and head coach and GM of Montreal (1960-62) in the

Canadian League, improving the last-place Alouettes from a last-place team to a play-off team.

He worked for Vince Lombardi as special assignment scout for the Packers in 1963 and then produced four championship teams in the Continental League at Charleston and Orlando (1964-67), earning league Coach of the Year honors in 1965-66-67.

Moss was head coach at Marshall University in 1968-69. He succeeded Sid Luckman as quarterback and backfield coach of the Chicago Bears (1970-73), leaving there in 1974 to succeed Bart Starr as QB coach for the Packers under Dan Devine.

Moss is married to the former Jeannette McGinn of Nitro, W. Va. They have a son Les, 9, and a daughter Penny Lee, 7.

BILLY MITCHELL, DEFENSIVE ENDS UNIVERSITY OF KENTUCKY—1957

Billy returned to his alma mater in 1974 from Wake Forest, where he was a member of K-Letterman Tommy Harper's staff. A native of Georgetown, he earned four letters as quarterback at Garth High, plus three letters each in basketball, track, and tennis. He was All-State two years in basketball and regional high jump and tennis champion. As a U.K. halfback, he earned three letters and also lettered as a high jumper for the Wildcat cinder squad. He was head coach at Manual High in Louisville in 1965 and then served as an assistant at Murray State, Virginia Tech and Wake Forest.

JOHN COOPER, DEFENSIVE SECONDARY IOWA STATE UNIVERSITY—1962

John came to UK in 1973 from the University of Kansas, where he was defensive coordinator, defensive secondary coach and recruiting coordinator. A standout safety as a college player, he was a member of Iowa State's famed "Dirty Thirty" Club of 1959 and captained the Cyclones in 1961. He remained at Ames a year as a member of Clay Stapleton's staff, then joined Tommy Prothro at Oregon State for the 1963-64 seasons. He went with Prothro to UCLA to coach the defensive backs. He left UCLA with Pepper Rodgers when the latter was hired for the KU head job following the 1966 season. A native of Clinton, Tenn., he was a quarterback and safety on the undefeated Powell High School team of 1952 and the 1953 team (7-3) and was named outstanding player in the Tennessee All-Star game. He also earned three letters each in basketball and baseball. At Iowa State, he was most valuable player in 1961. He was on the coaching staff of three bowl teams: Oregon State vs. Michigan in 1965, UCLA vs. Michigan State in 1966, and Kansas vs. Oregon State in 1963.

DAN COUGHLIN, DEFENSIVE LINE UNIVERSITY OF MIAMI—1962

A teammate of Fran Curci and a two-year starter as offensive guard and linebacker at the University of Miami, Dan cut his coaching teeth at Coral Gables

High School, where he spent nine years with the perennially powerful teams there. During his tenure, the Cavaliers won 102 games, lost nine and tied one, registering nine shutouts in 13 games in 1967 and winning two national championships. A native of Cleveland, he played his prep football at Benedictine High. After graduating from Miami, he coached one year at LaSalle High there.

**CHARLIE BAILEY, DEFENSIVE COORDINATOR
UNIVERSITY OF TAMPA—1962**

Charlie came to UK this year from Rice University, where he served three years as defensive coordinator and was assistant head coach. A native of Poca, W. Va., he was a high school quarterback there, earning three letters each in football, baseball and basketball. As an end on both offense and defense, he lettered four years at the University of Tampa, being named outstanding lineman and team captain, among other honors. After graduating from Tampa, he coached one year each at Poca High and Brandon, Fla., High before serving as an assistant at Tampa from 1964-70. He was defensive coach for Curci one year at Miami before moving to Rice.

**JON MIRILOVICH, OFFENSIVE LINE
UNIVERSITY OF MIAMI—1960**

A former star end at the University of Miami, Jon was a teammate of Fran Curci at Miami's Archbishop Curley High, earning All-City and All-American honors. Playing as two-way end at U. M., he lettered three years and was accorded honorable mention All-American, teaming again with Curci. He played with the Dallas Texans before a leg injury cut short his career. He served successfully as assistant coach at Columbus High (1961-62) and Southwest High (1962-63), head coach at Columbus (1965-66) and as assistant coach at Coral Gables High (1968-69) before joining Curci at Tampa in 1970. The Spartans swept to a 10-1 record that year and rolled up an astounding 342 points, including 31 against U. M. and 48 against Florida A&M. Jon went to Miami with Curci in 1971 and came to U.K. with him in 1973.

**DAVID WELLS, RECEIVERS
UNIVERSITY OF MISSISSIPPI—1966**

A native of Madisonville, Ky., Dave came to the University four years ago as a graduate assistant after serving an internship as an assistant at his high school alma mater. He earned three football letters and was an All-State running back at Madisonville, setting a school record for the most points in a season. He also earned three basketball and four track letters, participating in the state track meet two years. An Academic All-SEC and honorable mention Academic All-American, he lettered three years as a wingback at Ole Miss, playing on one SEC championship team and participating in the Sugar, Bluebonnet and Liberty bowls. He was with the Washington Redskins during the 1966 exhibition season and was a graduate assistant that fall and the following season at Ole Miss. He spent two years with the Army in Germany before returning to Madisonville.

**DAN LEAL, CHIEF RECRUITER
GANNON COLLEGE—1960**

A native of Oakmont, Pa., as is Fran Curci, Dan played linebacker and halfback in high school there, and graduated from Gannon College in Erie, Pa. He spent eight years with Spang & Co. in Butler, Pa., before coming to U. K. as Curci's chief recruiter. He had served as unofficial recruiter for Curci in the Pittsburgh area since Curci started coaching and recruiting in the college ranks. He is also UK's golf coach.

**ROY DON WILSON, TRAINER
TEXAS A & M—1964**

After serving two years as head trainer at The Citadel, "R. D." came to U.K. six years ago, and is recognized as one of the top men in his profession. A native of Texas, he is a graduate of Amon Carter Riverside High in Fort Worth. He received his B. S. degree from Texas A&M with a major in physical education and a minor in business. He also received a corrective therapist certificate from the VA hospital in Houston. After serving as a student trainer at Amon Carter and A&M, he was head trainer two years at Ector High in Odessa before serving two years as assistant trainer at Florida State University.

**DR. FRANK M. DOWNING, ACADEMICS
LAFAYETTE COLLEGE—1951**

Dr. Frank M. Downing, assistant to director of athletics for academic affairs, came to U.K. in 1974 from Memphis State University, where he completed his doctorate in education with an emphasis in reading. Prior academic degrees include an MA in reading from the University of Miami (Fla.) and an AB in English from Lafayette College in Easton, Pa. He has been involved more than 20 years with high school and college student athletes in Pennsylvania, Florida and Tennessee. In 1965, he was honored as football "Coach of the Year" in Dade County, Fla. A native of Brooklyn, N. Y., he is married to the former Marilyn Thompson.

**CLARENCE UNDERWOOD, EQUIPMENT MANAGER
MARSHALL UNIVERSITY—1938**


"Buckshot" returned to the University in 1965 as an assistant coach. A native of West Virginia, he played football at Woodrow Wilson High in Beckley and at Marshall University, where he also lettered in boxing. He coached four years at Beckley High, served as a Naval lieutenant in WW II and coached two more seasons at Beckley before joining "Bear" Bryant's staff at U.K. He left U.K. in 1956 to become athletic director and head coach at Thomas Jefferson High in Port Arthur, Texas, compiling a 77-26-6 record and winning six district championships. He was Texas high school "Coach of the Year" in 1957 and coached the South All-Stars in the 1960 Texas schoolboy classic.

KENTUCKY COACHES THROUGH THE YEARS

| Years at UK | Coach—School | Tenure | Record | | | Pct. |
|---|-------------------------------------|--------|--------|------|------|------|
| | | | Won | Lost | Tied | |
| 1881 | Unknown | 1 | 1 | 2 | 0 | .333 |
| 1882-1890 | No Competition | | | | | |
| 1891 | Unknown | 1 | 1 | 1 | 0 | .500 |
| 1892 | Prof. A. M. Miller (Princeton) | ½ | 1 | 2 | 1 | .333 |
| 1892-93 | John A. Thompson (Purdue) | 1½ | 6 | 4 | 1 | .600 |
| 1894 | W. P. Finney (Purdue) | 1 | 5 | 2 | 0 | .714 |
| 1895 | Charles Mason (Cornell) | 1 | 4 | 5 | 0 | .444 |
| 1896 | Dudley Short (Cornell) | 1 | 3 | 6 | 0 | .333 |
| 1897 | Lyman B. Eaton (Cincinnati) | 1 | 2 | 4 | 0 | .333 |
| 1898-99 | W. R. Bass (Cincinnati) | 2 | 12 | 2 | 2 | .813 |
| 1900-01 | W. H. Kiler (Illinois) | 2 | 6 | 12 | 1 | .342 |
| 1902 | E. W. McLeod (Michigan) | 1 | 3 | 5 | 1 | .375 |
| 1903 | C. A. Wright (Columbia) | 1 | 7 | 1 | 0 | .875 |
| 1904-05 | F. E. Schact (Minnesota) | 2 | 15 | 4 | 1 | .775 |
| 1906-08 | J. White Guyn (Kentucky) | 3 | 17 | 7 | 1 | .687 |
| 1909-10, '12 | E. R. Sweetland (Cornell) | 3 | 23 | 5 | 0 | .821 |
| 1911 | P. P. Douglass (Michigan) | 1 | 7 | 3 | 0 | .700 |
| 1913-14 | Alpha Brumage (Kansas) | 2 | 11 | 5 | 0 | .688 |
| 1915-16 | J. J. Tigert (Vanderbilt) | 2 | 10 | 2 | 3 | .733 |
| 1917 | S. A. Boles (Vanderbilt) | 1 | 3 | 5 | 1 | .389 |
| 1918-19 | Andy Gill (Indiana) | 2 | 5 | 5 | 1 | .500 |
| 1920-22 | W. J. Juneau (Wisconsin) | 3 | 13 | 10 | 2 | .560 |
| 1923 | J. J. Winn (Princeton) | 1 | 4 | 3 | 2 | .556 |
| 1924-26 | Fred J. Murphey (Yale) | 3 | 12 | 14 | 1 | .463 |
| 1927-33 | Harry Gamage (Illinois) | 7 | 32 | 25 | 5 | .556 |
| 1934-37 | C. A. Wynne (Notre Dame) | 4 | 20 | 19 | 0 | .513 |
| 1938-42, '44 | A.D. Kirwan (Kentucky) | 6 | 24 | 28 | 4 | .464 |
| 1943 | No Team—War Year | | | | | |
| 1945 | Bernie Shively (Illinois) | 1 | 2 | 8 | 0 | .200 |
| 1946-53 | Paul Bryant (Alabama) | 8 | 60 | 23 | 5 | .710 |
| 1954-61 | Blanton Collier (Georgetown) | 8 | 41 | 36 | 3 | .531 |
| 1962-68 | Charlie Bradshaw (Kentucky) | 7 | 25 | 41 | 4 | .379 |
| 1969-72 | John Ray (Olivet) | 4 | 10 | 33 | 0 | .233 |
| 1973-75 | Fran Curci (Miami) | 3 | 13 | 19 | 1 | .500 |
| 30 Coaches in 83 Seasons—Record for 759 Games ... | | | 398 | 341 | 40 | .539 |

GALS' COACH FIRST UK MENTOR

Prof. A. M. Miller, who became Kentucky's first football coach in 1892, was chosen because he had learned about the game from sideline observations while a student at Princeton. His only previous coaching experience was at a girls' school in Pennsylvania. He coached four games and yielded to Jackie Thompson for the remaining three games.



Records Section

KENTUCKY'S BOWL RECORD

(Won 3, Lost 1)

Great Lakes Bowl

(Cleveland, Ohio)

| | | | | | |
|------|-----------------|---|---|---|-------|
| 1947 | Kentucky | 3 | 0 | 7 | 14-24 |
| | Villanova | 0 | 0 | 0 | 14-14 |

(Dec. 6, 1947 — Attendance: 15,000)

Orange Bowl

(Miami, Florida)

| | | | | | |
|------|-------------------|---|---|----|------|
| 1950 | Kentucky | 0 | 7 | 0 | 6-13 |
| | Santa Clara | 0 | 0 | 14 | 7-21 |

(Jan. 2, 1950 — Attendance: 64,816)

Sugar Bowl

(New Orleans, La.)

| | | | | | |
|------|----------------|---|---|---|------|
| 1951 | Kentucky | 7 | 6 | 0 | 0-13 |
| | Oklahoma | 0 | 0 | 0 | 7-7 |

(Jan. 1, 1951 — Attendance: 82,000)

Cotton Bowl

(Dallas, Texas)

| | | | | | |
|------|-----------------------|---|---|---|------|
| 1952 | Kentucky | 7 | 6 | 0 | 7-20 |
| | Texas Christian | 0 | 0 | 7 | 0-7 |

(Jan. 1, 1952 — Attendance 75,347)


STOLL FIELD 'COW PASTURE' BIRTHPLACE OF DIXIE FOOTBALL

University of Kentucky's campus boasts the distinction of serving as the birthplace of Dixie football. Ironically, however, the forerunners of the present day Wildcats were not involved in the early grid contest.

The first intercollegiate football game ever played in the South, and probably the first to take place west of the Alleghenies, came about April 9, 1880, on old Stoll Field. That gridiron, located adjacent to the present Stoll Field, was the site of the early tilt which saw Kentucky University (now known as Transylvania College) take the measure of Centre College, 13¾ to 0. The match, which was said to resemble a combination of soccer and rugby, followed by only six years the introduction of the game of football to the United States.

University of Kentucky (then called A & M College of Kentucky) did not play its first game until a year later on the same field, which once served as the private pasture for University President James Patterson's bovine herd.

WILDCAT ALL-AMERICANS




CLYDE
JOHNSON
Tackle—1942



BOB
GAIN
Tackle—1949-50



VITO
PARILLI
QB—1950-51



DOUG
MOSELEY
Center—1951



STEVE
MEILINGER
E-QB-HB—1952-53



RAY
CORRELL
Guard—1953



HOWARD
SCHNELLENBERGER
End—1955




LOU
MICHAELS
Tackle—1956-57



IRV GOODE
Center—1961




HERSCHEL
TURNER
Tackle—1963




RODGER
BIRD
Tailback—1965




RICK
NORTON
Quarterback—1965



SAM BALL
Tackle—1965



ELMORE STEVENS
End—1974



RICK NUZUM
Center—1974

ALL-SOUTHEASTERN CONFERENCE PLAYERS

(Only first team mention makes the player eligible for listing)

| Year | Player | Position |
|------------|------------------------|-------------|
| 1933 | Ralph Kercheval | Back |
| 1934 | Bert Johnson | Back |
| 1942 | Clyde Johnson | Tackle |
| 1944 | Washington Serini | Tackle |
| 1946 | Wallace Jones | End |
| 1947 | Jay Rhodemyre | Center |
| 1949 | Harry Ulinski | Center |
| 1949-50 | Bob Gain | Tackle |
| 1950-51 | Vito Parilli | Quarterback |
| 1951 | Doug Moseley | Center |
| 1951 | Gene Donaldson | Guard |
| 1951-52-53 | Steve Meilinger | End-QB-HB |
| 1953 | Ray Correll | Guard |
| 1954-55 | Bob Hardy | Quarterback |
| 1955 | Howard Schnellenberger | End |
| 1956-57 | Lou Michaels | Tackle |
| 1960-61-62 | Tom Hutchinson | End |
| 1962 | Junior Hawthorne | Tackle |
| 1963 | Herschel Turner | Tackle |
| 1964-65 | Rodger Bird | Halfback |
| 1964-65 | Rick Kestner | End |
| 1965 | Sam Ball | Tackle |
| 1967-68 | Dicky Lyons | Back |
| 1969-70 | David Roller | Tackle |
| 1971 | Joe Federspiel | Linebacker |
| 1973 | James McCollum | Noseguard |
| 1973 | Darryl Bishop | Safety |
| 1973-74-75 | Sonny Collins | Back |
| 1974-75 | Warren Bryant | OT |

ALL-SOUTHERN CONFERENCE (PRE-1933)

| | | |
|---------|-------------------|----------|
| 1915 | C. C. Schrader | Tackle |
| 1915-16 | William Rodes | Back |
| 1918 | John Heber | End |
| 1920 | E. V. Murphree | Tackle |
| 1923 | Curtis N. Sanders | Fullback |
| 1930 | Floppy Forquer | Guard |
| 1930-31 | Shipwreck Kelly | Halfback |
| 1930-31 | Babe Wright | Tackle |
| 1932 | Joe Rupert | End |

Birmingham Quarterback Club Award

(To the Most Valuable Players of the Southeastern Conference)

| | |
|------------|---------------------------|
| 1956 | Lou Michaels, T (Lineman) |
| 1949 | Bob Gain, T (Lineman) |

Lexington Salesman's Club Award

(To the Outstanding Offensive Lineman and Defensive Back of the Wildcats)

| | |
|------------|-------------------------------------|
| 1975 | Ray Carr (HB) Back |
| | Wally Pesuit (T) Lineman |
| 1974 | Ben Thomas, (HB) Back |
| | Warren Bryant (T) Lineman |
| 1973 | Rich Allen (OT) Lineman |
| | Darryl Bishop (S) Back |
| 1972 | Darryl Bishop (S) Back |
| | Tom Clark (OG) Lineman |
| 1971 | Tom Crowe (G) Lineman |
| | Joe Federspiel (LB) Back |
| 1970 | Tom Clark (G) Lineman |
| | Buzz Burnam (HB) Back |
| 1969 | Pat Eckenrod (C) Lineman |
| | Dave Van Meter (HB) Back |
| 1968 | Dennis Drinnen (T) Lineman |
| | David Hunter (S) Back |
| 1967 | Dennis Drinnen, T (Lineman) |
| | Al Phaneuf, DHB (Back) |
| 1966 | Calvin Withrow, C (Lineman) |
| | Jerry Davis, S (Back) |
| 1965 | Sam Ball, T (Lineman) |
| | Tom Becherer, DHB (Back) |
| 1964 | Sam Ball, T (Lineman) |
| | Tom Becherer, HB (Back) |
| 1963 | Rick Kestner, E (Lineman) |
| | Bob Kosid, HB (Back) |
| 1962 | Junior Hawthorne, T (Lineman) |
| | Darrell Cox, HB (Back) |
| 1961 | Iry Goode, C (Lineman) |
| | Darrell Cox, HB (Back) |
| 1960 | Junior Hawthorne, T (Lineman) |
| | Jimmy Poynter, FB (Back) |
| 1959 | George Boone, T (Lineman) |
| | Lloyd Hodge, G-LB (Back-Linebacker) |
| 1958 | Bobby Lindon, T (Lineman) |
| | Bobby Cravens, HB (Back) |
| 1957 | Lou Michaels, T (Lineman) |
| | Bobby Cravens, HB (Back) |
| 1956 | J. T. Frankenberger, T (Lineman) |
| | Bob Dougherty, FB (Back) |

All-SEC Academic Team

| | | | |
|------------|------------------|---------------|-------------------------|
| 1975 | Tom Ranieri (NG) | 1969 | Roger Gann (HB) |
| | Jim Kovach (LB) | 1964 | Rick Kestner (E) |
| 1974 | Tom Ranieri (NG) | 1957 | Jim Urbaniak (HB) |
| | Jim Kovach (LB) | 1956 | J. T. Frankenberger (T) |
| 1971 | Rick Muench (LB) | 1954-56 | Bill Wheeler (T) |
| | Lee Clymer (OB) | | |

All-America Blacking Team
(Chosen By The Chattanooga Times)

1960 Jim Poynter (FB)

All-America Academic Team

1974 Tom Ranieri (NG)

WHAS Award

(Given Annually by WHAS Radio-TV, Louisville, to the UK Senior Best Exemplifying the Qualities of Scholarship, Leadership On the Field and Campus, Character and All-Around Ability. Discontinued in 1971.)

| | |
|----------------------------------|--|
| 1970 Wilbur Hackett (LB) | 1959 Glenn Shaw (FB) |
| 1969 Roger Gann (HB) | 1958 Doug Shively (E) |
| 1968 Louis Wolf (OG) | 1957 Jim Urbaniak (E) |
| 1967 Kerry Curling (DT) | 1956 J. T. Frankenberger (T) |
| 1966 Larry Seiple (WB) | 1955 Bill Wheeler (T) and Howie Schnellenberger (E) |
| 1965 Rick Norton (QB) | 1954 Neil Lowry (G) |
| 1964 Jim Foley (LB) | 1953 Herb Hunt (QB) |
| 1963 Darrell Cox (HB) | 1952 Harry and Larry Jones (HB's) |
| 1962 Tom Hutchinson (E) | 1951 Babe Parilli (QB) |
| 1961 Irv Goode (C) | 1950 Wilbur Jamerson (HB) |
| 1960 Charley Sturgeon (HB) | |

AWARD WINNERS (ANNUAL)

(Over the Years, National and Regional Organizations Have Honored Outstanding Kentucky Football Players With Special Awards in Recognition of Athletic Ability and Other Qualities.)

ALL-TIME SUGAR BOWL TEAM

1951 Bob Gain (Tackle) First Team
1951 Walt Yowarsky (Tackle) Second Team
(Also "Most Valuable Player" 1951 Game)

ALL-TIME COTTON BOWL TEAM

(1937-1952 Era)

1952 Vito Parilli (QB) First Team
(Also "Outstanding Back" 1952 Game)
1952 Ray Correll (G) First Team
1952 Emery Clark (HB) First Team

Washington Touchdown Club Award

(To the Nation's Outstanding Back, Lineman and Coach)

1957 Lou Michaels, T (Lineman)
1950 Babe Parilli, QB (Back)

Outland Award

(Given by Football Writers Association of America
to the Nation's Outstanding Lineman)

1950 Bob Gain (T)

Helms Foundation Hall of Fame

| | | |
|--------------------------|-------------|---------|
| 1973—Lou Michaels | Tackle | 1955-57 |
| 1964—Vito (Babe) Parilli | Quarterback | 1949-51 |
| 1963—Harry Gamage | Coach | 1927-33 |

Atlanta Constitution Award

(To Outstanding Players of Southeastern Conference)

| | |
|------|-------------------------------------|
| 1953 | Ray Correll, G (Best Lineman) |
| 1951 | Babe Parilli, QB (MVP, Best Passer) |
| | Doug Moseley, C (Best Off. Center) |
| 1950 | Babe Parilli, QB (Most Valuable) |

Nashville Banner Award

(To the Most Valuable Player and Coach in the Southeastern Conference)

| | |
|------|-------------------------|
| 1974 | Sonny Collins, OB |
| 1957 | Lou Michaels, T |
| 1954 | Blanton Collier (Coach) |
| 1950 | Babe Parilli, QB |

Birmingham Post-Herald Award

(To SEC Sophomore of the Year)

| | |
|------|-------------------|
| 1974 | Sonny Collins, OB |
|------|-------------------|

Atlanta Touchdown Club Award

(To the Outstanding Back and Lineman in the Southeastern Conference)

| | |
|------|---------------------------|
| 1957 | Lou Michaels, T (Lineman) |
| 1950 | Babe Parilli, QB (Back) |
| 1949 | Bob Gain, T (Lineman) |

K-Men's Association-Sam Huey Award

(Given By the K-Men's Association in Memory of Prominent Alumnus Sam Huey To Senior Gridder Maintaining Highest Scholastic Average For Four Years)

| | | | |
|------|----------------------|------|--------------------|
| 1975 | Tom Ranieri (NG) | 1961 | Mark Thompson (C) |
| 1974 | Roger Peterman (DE) | 1960 | Jerry Eisaman (QB) |
| 1973 | Marty Marks (T) | | Tom Rodgers (E) |
| 1972 | Gary Knutson (FB) | 1959 | Lowell Hughes (GB) |
| 1971 | Rick Muench (LB) | 1958 | Bill Livings (C) |
| 1970 | Stan Forston (QB) | 1957 | Jim Urbaniak (E) |
| 1969 | Roger Gann (HB) | 1956 | Jack Freeman (QB) |
| 1968 | Louis Wolf (OG) | 1955 | Bill Wheeler (T) |
| 1967 | Terry Beadles (QB) | 1954 | Dick Mitchell (HB) |
| 1966 | Roger Walz (QB) | 1953 | Herb Hunt (QB) |
| 1965 | John Andrighetti (E) | 1952 | Harry Jones (HB) |
| 1964 | Bob Brown (G) | | Larry Jones (HB) |
| 1963 | Vince Semary (LB) | 1951 | Ed Hamilton (HB) |
| 1962 | Gary Steward (HB) | 1950 | Dick Martin (HB) |

Kentucky Central Trophy

(Donated by Kentucky Central Insurance Company to Most Valuable Player)

| | |
|-----------------|---------------------|
| 1975 | Steve Campassi (RB) |
| 1974 | Mike Fanuzzi (QB) |
| 1973 | James McCollum (NG) |
| 1972 | James McCollum (DT) |
| 1971 (Senior) | Joe Federspiel (LB) |
| (Underclassman) | Darryl Bishop (DB) |
| 1970 (Senior) | Wilbur Hackett (LB) |
| (Underclassman) | Joe Federspiel (LB) |
| 1969 | Dave Roller (DT) |
| 1968 | Dick Palmer (DE) |
| 1967 | Dicky Lyons (TB) |
| 1966 | Larry Seiple (WB) |
| 1965 | Rick Norton (QB) |
| 1964 | Jim Foley (LB) |
| 1963 | Darrell Cox (HB) |
| 1962 | Tommy Simpson (C) |
| 1961 | Tom Hutchinson (E) |

G. R. Baker Award

(Presented by the Lexington Wildcat Club in memory of the late Dr. G. R. Baker)

| | |
|------|-------------------|
| 1975 | Mike Emanuel (LB) |
| 1974 | Pat Donley (DT) |
| 1973 | Jack Alvarez (SE) |

Kiwanis 110 Percenter Award

(A Trophy Donated by Kiwanis Clubs of Lexington To Wildcat Adjudged As Giving Individual Effort Beyond the Call of Duty)

| | | | |
|------|-------------------|------|---------------------|
| 1975 | Vin Hoover (TE) | 1969 | Wilbur Hackett (LB) |
| 1974 | Mike Emanuel (LB) | 1968 | Cary Shahid (LB) |
| 1973 | Marty Marks (T) | 1967 | Doug Van Meter (LB) |
| | Rick Nuzum (C) | 1966 | Kerry Curling (MG) |
| | Mike Cassity (M) | 1965 | Gerard Murphy (G) |
| 1972 | Earl Swindle (LB) | 1964 | Rich Machel (G) |
| 1971 | Lee Clymer (HB) | 1963 | Darrell Cox (HB) |
| 1970 | Al Godwin (SE) | 1962 | Tommy Simpson (C) |

Frank Seale Award

(Donated by Alumnus Frank Seale to Outstanding Senior)

| | |
|------|---------------------|
| 1975 | Tom Ranieri (NG) |
| 1974 | Rick Nuzum (C) |
| 1973 | Frank LeMaster (LB) |
| 1972 | Tom Clark (OG) |
| 1971 | Joe Federspiel (LB) |
| 1970 | Wilbur Hackett (LB) |
| 1969 | Roger Gann (HB) |
| 1968 | Jeff Van Note (DE) |
| 1967 | Kerry Curling (DT) |
| 1966 | Rich Machel (DT) |
| 1965 | Sam Ball (OT) |

(Recipient of Outstanding Senior Award Formerly Given by Radio Station WLAP)

| | |
|------|-------------------------------------|
| 1964 | Jim Foley (LB) and Bill Jenkins (E) |
| 1963 | Darrell Cox (HB) |

Jaycees Freshman Leadership Award

(Presented Annually by the Lexington Junior Chamber of Commerce to
a UK Freshman Football Player on the Basis of Leadership)

| | | |
|------|-------|-----------------------|
| 1975 | | Rod Stewart (RB) |
| 1974 | | Jim Kovach (LB) |
| 1973 | | Warren Bryant (OT) |
| 1972 | | Steve Campassi (WB) |
| 1971 | | Tom Ranieri (LB) |
| 1970 | | Mike Fanuzzi (QB) |
| 1969 | | Tom Clark (OT) |
| 1968 | | Jim Grant (OE) |
| 1967 | | Frank Rucks (LB) |
| 1966 | | Stan Forston (QB) |
| 1965 | | John Harris (C) |
| 1964 | | George Katzenbach (T) |
| 1963 | | J. D. Smith (QB) |

SAE Fraternity Trophy

(A Trophy Presented on Behalf of Sigma Alpha Epsilon Fraternity
to the Most Valuable UK Player in the Homecoming Game)

| | | |
|------|-------|----------------------|
| 1975 | | Steve Campassi (RB) |
| 1974 | | Mike Fanuzzi (QB) |
| 1973 | | Mike Fanuzzi (QB) |
| 1972 | | John Tatterson (K) |
| 1971 | | Lee Clymer (HB) |
| 1970 | | Dave Roller (DT) |
| 1969 | | Roger Gann (HB) |
| 1968 | | Dick Plamer (DE) |
| 1967 | | Dicky Lyons (TB) |
| 1966 | | Bob Windsor (WB-TB) |
| 1965 | | Larry Seiple (FB) |
| 1964 | | John Andrighetti (E) |
| 1963 | | Rick Norton (QB) |

Men's Residence Halls Trophy

(Given by the University Men's Residence Halls to UK's MVP in the
"Dollars For Scholars" Freshman Game)

| | | |
|------|-------|---------------------|
| 1973 | | Greg Woods (OB) |
| 1972 | | Jody Caldwell (QB) |
| 1971 | | Mike Cassity (QB) |
| 1970 | | Doug Kotar (HB) |
| 1969 | | Darryl Bishop (S) |
| 1968 | | Jim Grant (E) |
| 1967 | | Bernie Scruggs (QB) |
| 1966 | | Stan Forston (QB) |
| 1965 | | Dicky Lyons (TB) |
| 1964 | | Terry Beadles (QB) |
| 1963 | | Frank Antonini (HB) |

ALL-STAR GAMES PARTICIPATION

Charity Game, New York

1930 Floppy Forquer (G)
 Conrad Rose
 Tom Phipps (FB)

All-America Bowl

1975 Vin Hoover (TE)
 Steve Campassi, (RB)
 1971 Joe Federspiel (LB)
 1970 Dave Hardt (E) (Lubbock)
 Dave Roller (T)
 1969 Dick Palmer (E) (Tampa)
 1968 Dicky Lyons (B)
 1960 Calvin Bird (HB) (MV Back)
 1959 Bobby Cravens (HB)

Copper Bowl, Phoenix, Ariz.

1960 Calvin Bird (HB)

Shrine North-South Game, Miami

1973 Darryl Bishop (S)
 Frank LeMaster (LB)
 1971 Joe Federspiel (LB) (MVP)
 Bill Bushong (T)
 1970 Dave Hardt (DE)
 Dave Roller (DT)
 1969 Dick Palmer (E)
 1965 Sam Ball (T),
 Rodger Bird (TB)
 1963 Darrell Cox (HB)
 1962 Jerry Woolum (QB),
 Dave Gash (E)
 Junior Hawthorne (T)
 1952 Frank Fuller (T)
 Bob Fry (T)
 1933 Ralph Kerchevas
 (at Knoxville)
 1932 Frank Seale (C)
 (at Baltimore)

Senior Bowl Game, Mobile, Ala.

1975 Wally Pesuit (OT)
 1966 Rodger Bird (TB), Rick Kest-
 ner (E), Same Ball (T)
 1963 Herschel Turner (T)
 1955 Bob Hardy (QB)
 Howard Schnellenberger (E)
 1954 Ray Correll (G)
 1953 John Griggs (C)
 1952 Babe Parilli (QB)
 1951 Bob Gain (T)

Blue-Gray Game, Montgomery, Ala.

1972 Ken King (LB)
 1968 Dicky Lyons (B)
 Jeff Van Note (E)
 1966 Calvin Withrow (C)
 Larry Seiple (WB)
 1963 Herschel Turner (T)
 1962 Charlie Bradshaw
 (Asst. Coach Grays)
 1961 Bob Butler (T)
 1960 Jerry Eisaman (QB)
 Lloyd Hodge (G)
 1959 George Boone (T)
 1958 Bobby Cravens (HB)
 Jim Miller (G)
 Blanton Collier
 (Head Coach Grays)
 1955 Bob Hardy (QB)
 Dick Moloney (HB)
 Howard Schnellenberger (E)
 1954 Neil Lowry (G)
 1953 Tommy Adkins (C)
 Ralph Paolone (FB)
 Paul Bryant (Staff)
 1952 John Griggs (C)
 1947 Jay Rhodemyre (C)
 Wash Serini (T)
 Paul Bryant (Staff)
 1946 Wash Serini (T)
 Leo Yarutis (G)
 1944 Wash Serini (T)
 1942 Clyde Johnson (T)
 Clark Wood (T)
 1940 Joe Bailey (C)
 1939 Luke Lindon (T)

Senior Christian Bowl, Murfreesboro, Tenn.

1962 Tom Hutchinson (E)
 1961 Irv Goode (C)
 1957 Lou Michaels (T)
 Blanton Collier (Staff)
 1956 Bob Dougherty (FB)
 Dave Kuhn (C)
 J. T. Frankenberger (T)
 1955 Bill Wheeler (T)
 Ray Callahan (G)
 Blanton Collier (Staff)

Hula Bowl Game, Honolulu

| | | |
|------|------|---|
| 1975 | | Sonny Collins (RB) |
| 1974 | | Rick Nuzum (C) |
| 1973 | | Darryl Bishop (S) |
| 1970 | | Dave Roller (DT) |
| 1964 | | Bill Jenkins (E) |
| 1963 | | Tom Hutchinson (E) |
| 1962 | | Irv Goode (C) |
| 1961 | | Calvin Bird (HB) |
| 1957 | | Lou Michaels (T) (outstanding lineman) |
| 1954 | | Steve Meilinger (E) |
| 1951 | | Babe Parilli (QB) |

Shrine East-West Game, San Francisco

| | | |
|------|------|---|
| 1975 | | Wally Pesuit (OT) |
| 1974 | | Rick Nuzum (C) |
| 1973 | | Bubba McCollum (NG) |
| 1972 | | Dan Neal (C) |
| 1962 | | Tom Hutchinson (E) |
| 1961 | | Irvin Goode (C) |
| 1958 | | Lou Michaels (T) |
| 1957 | | Bob Dougherty (B) J. T. Frankenberger (T) Dave Kuhn (C) |
| 1954 | | Ray Correll (G) Steve Meilinger (B) |

Crusade Bowl, Baltimore, Md.

| | | |
|------|------|----------------------|
| 1962 | | Junior Hawthorne (T) |
|------|------|----------------------|

Coaches All-America Game, Lubbock, Tex.

| | | |
|------|------|--|
| 1970 | | Dick Palmer (DE) |
| 1966 | | Sam Ball (T) (at Atlanta) Rodger Bird (TB) |
| 1963 | | Tom Hutchinson (E) (at Buffalo, N. Y.) Blanton Collier (Staff) |
| 1954 | | Steve Meilinger (E) (at Atlanta) Ray Correll (G) |

College All-Star Game, Chicago

| | | |
|------|------|--|
| 1966 | | Sam Ball (T) Rodger Bird (TB) |
| 1963 | | Tom Hutchinson (E) |
| 1962 | | Irv Goode (C) |
| 1958 | | Lou Michaels (T) |
| 1954 | | Steve Meilinger (E) |
| 1952 | | Babe Parilli (QB) (MVP), Doug Moseley (C), Jim Mackenzie (T) |
| 1951 | | Bob Gain (T), Walt Yowarsky (T) |
| 1948 | | Jay Rhodemyre (C) (MVP) |

Japan Bowl, Tokyo

| | | |
|------|------|-----------------------------|
| 1976 | | Sonny Collins Fran Curci |
|------|------|-----------------------------|

Wildcat Awards 1975


| | |
|------------------|-----------------|
| Tom Ranieri (NG) | Jim Kovach (LB) |
| Vin Hoover (TE) | |

1,000-YARD PERFORMERS

| Year | Player-Pos. | Runs | Yards | Passes | Yards | Plays | Yards |
|------|----------------------|------|-------|--------|-------|-------|-------|
| 1965 | Rick Norton (QB) | 57 | — 117 | 214 | 1823 | 271 | 1706 |
| 1950 | Vito Parilli (QB) | 31 | 54 | 203 | 1627 | 234 | 1681 |
| 1951 | Vito Parilli (QB) | 30 | — 161 | 239 | 1643 | 269 | 1482 |
| 1974 | Mike Fanuzzi (QB) | 179 | 909 | 83 | 438 | 262 | 1347 |
| 1970 | Bernie Scruggs (QB) | 99 | 165 | 209 | 1181 | 308 | 1346 |
| 1964 | Rick Norton (QB) | 70 | — 195 | 202 | 1514 | 272 | 1319 |
| 1973 | Sonny Collins (QB) | 224 | 1213 | 11 | 64 | 235 | 1277 |
| 1963 | Rick Norton (QB) | 87 | 63 | 182 | 1177 | 269 | 1114 |
| 1931 | Shipwreck Kelly (QB) | 171 | 1074 | — | — | 171 | 1074 |
| 1954 | Bob Hardy (QB) | 91 | 122 | 108 | 887 | 191 | 1009 |
| 1969 | Bernie Scruggs (QB) | 116 | 31 | 183 | 969 | 299 | 1000 |

(Norton, with a record high accumulation in 1965, gained the distinction of becoming the first UK player to achieve the coveted mark in three straight years.)

SPORTS INFORMATION STAFF



SPORTS INFORMATION DIRECTOR—Russell Rice was named sports information director at UK in May, 1969, after serving two years as assistant to Ken Kuhn, who retired after more than two decades of service with the University. Rice came to the Wildcats from The Lexington Leader, where he was a general reporter eight years and sports editor five years. A native of Paintsville, Ky., he won letters in football, basketball and baseball at Van Lear High. After serving with the U.S. Marines in World War II, he attended Kentucky Wesleyan College and received his bachelor's at the University of Kentucky in 1951. He has served as manager of the NCAA Mid-East Basketball Tournament (1968), president of the Southeastern Conference Sports Information Directors Association and chairman of the Basketball Hall of Fame Committee of the College Sports Information Directors Association and was recipient of the 1971 Churchmen's "Sportswriter of the Year" award. As a newspaperman, his duties ranged from agricultural hearings in Washington to spending three months as the traveling companion to a Kentucky gubernatorial candidate. He attended a national sports editors seminar at Columbia University and reported the activities of such Wildcat teams as football coach Charlie Bradshaw's "Thin Thirty" and "The Runts" of basketball coach Adolph Rupp. He is a former Kentucky area correspondent for Time-Life-Fortune magazines and was Kentucky editor of Tobacco Magazine and Religious News Service. For the past eight years, he has pursued a hobby of researching Kentucky basketball and football. He authored "The Wildcats: A Story of Kentucky Football," last year and "The Big Blue Machine: A Story of Kentucky Basketball" this year. He edits the K-Mens Newsletter and has been honored by that organization for outstanding service. He also was honored recently by WAVE-TV for "Outstanding Contribution to Televised Sports." He is married to the former Miss Doris Thacker of Knott County. They have four children—Mrs. Rodney Morris of Indianapolis, Mrs. Mike Covington of Georgetown and Russell James and Kim of Lexington.



ASST. SPORTS INFORMATION DIRECTOR—Jack S. Perry came to the University in March, 1970, after 15 years service in the library of The Lexington Herald-Leader. A native Lexingtonian, Jack attended the University in 1949-50 before entering the U.S. Air Force, where he served during the Korean War as an airborne radio operator aboard B-29s. He joined The Herald-Leader as assistant librarian in March 1955 and was named head librarian in the spring of 1960. He was chairman this year of the Awards and Displays Committee at the College Sports Information Directors of America National Convention in Cincinnati. Jack is married to the former Miss Barbara Sanders of Lexington. They have four children—Mrs. Greg Moore and Mrs. Deborah Case of Lexington, Jack David and Todd.

PAST WILDCAT CAPTAINS

1891—John Bryan, halfback
 1892—William Hobdy, halfback
 1893—Ulysses Garred, tackle
 1894—George Carey, quarterback
 1895—Smith Alford, quarterback
 1896—Walter Duncan, quarterback
 1897—Roscoe Severs, quarterback
 1898—Roscoe Severs, quarterback
 1899—A. S. Reese, halfback
 1900—Wellington Scott, fullback
 1901—Winn Martin, halfback
 1902—John Vogt, end
 1903—F. M. Maddox, center
 1904—White Guyn, fullback
 1905—W. P. Kemper, fullback
 1906—F. C. Paullin, halfback
 1907—George Adair, end
 1908—George Hendrickson, end
 1909—Richard Barbee, halfback
 1910—Richard Webb, end
 1911—Tom Earle, guard
 1912—W. C. Harrison, tackle
 1913—Herschell Scott, fullback
 1914—James Park, quarterback
 1915—M. J. Crutcher, end
 1916—M. J. Crutcher, quarterback
 1917—J. A. Brittain, guard
 1918—J. G. Heber, end
 1919—J. A. Dishman, end
 1920—E. V. Murphree, tackle
 1921—James Server, guard
 1922—Birkett Pribble, guard
 1923—Dell Ramsey, tackle
 1924—Curtis Sanders, fullback
 1925—Ab Kirwan, end
 1926—Frank Smith, halfback
 1927—Charles Wert, guard
 1928—Claire Dees
 1929—Will Ed Covington
 1930—L. G. Forquer, Jr.
 1931—Ralph Wright
 1932—O. L. Davidson
 1933—Howard Kreuter

1934—Joe Rupert
 1935—James Long
 1936—Stan Nevers
 1937—Joe Hagan
 1938—Sherman Hinkebein
 1939—Joe Shepherd
 1940—John Eibner
 1941—None
 1942—Charles Walker
 1943—No Team
 1944—Jim Little
 1945—Roger Yost
 1946—Phil Cutchin
 1947—Bill Moseley (Hon.)
 1948—George Blanda (Hon.)
 1949—Harry Ulinski
 1950—Bob Gain & Wilbur Jamerson
 1951—Vito Parilli & Doug Moseley
 1952—Bob Fry
 1953—Ray Correll & Tommy Adkins
 1914—Harry Kirk & Joe Koch
 1955—Bob Hardy & Howard Schnellen-
 berger
 1956—Dave Kuhn & Roger Pack
 1957—Bob Collier & Ken Robertson
 1958—Bob Lindon & Doug Shively
 1959—Glenn Shaw & Cullen Wilson
 1960—Jerry Eisaman & Lloyd Hodge
 1961—Irv Goode
 1962—Tommy Simpson
 1963—Darrell Cox
 1964—Jim Foley & Bill Jenkins
 1965—Rick Norton & Sam Ball
 1966—Rich Machel & Larry Seiple
 1967—Kerry Curling & Doug Van Meter
 1968—Jeff Van Note
 1969—Wilbur Hackett & Bill Duke
 1970—Game Captains
 1971—Dan Neal & Joe Federspiel
 1972—Dan Neal & Earl Swindle
 1973—Frank LeMaster & Ray Barga
 1974—Mike Fanuzzi & Tom Ehlers
 1975—Wally Pesuit & Tom Ranieri

KENTUCKY FOOTBALL RECORDS

(Regular Season Only)

TEAM RECORDS

TEAM TOTAL OFFENSE—Season

Most Plays—850 (724 runs, 126 passes in 11 games, 1975)
 Most Net Yards—4082 (11 games, 1950)
 Highest Per Game Average—371.0 (11 games, 1950)
 Most First Downs—202 (11 games, 1950)
 Most Penalties Against—79 (11 games, 1949)
 Most Yards Penalized—688 (11 games, 1949)
 Most First Downs Penalty—13 (10 games, 1964)
 Most Fumbles—56 (11 games, 1952)
 Most Fumbles Lost—29 (11 games, 1952)

TEAM RUSHING—Season

Most Rushing Plays—724 (11 games, 1975)
 Most Net Yards—3124 (11 games, 1974)
 Highest Per Game Average—284.0 (11 games, 1974)
 Best Average Per Rushing Play—4.9 (11 games, 1974)
 Most First Downs Rushing—153 (11 games, 1975)

TEAM PASSING—RECEIVING—Season

Most Passes Attempted—326 (10 games, 1969)
 Most Completions—157 (11 games, 1970)
 Most Yards Passing—1902 (10 games, 1965)
 Highest Per Game Average—190.2 (10 games, 1965)
 Highest Completion Percentage—.552 (11 games, 1951)
 Most Passes Had Intercepted—33* (10 games, 1967)
 Most First Downs Passing—86 (10 games, 1964)
 Most Touchdown Passes—27* (11 games, 1950)

TEAM PUNTING—KICKOFFS—Season

Most Punts—101 (10 games, 1933)
 Most Yards On Punts—4394 (10 games, 1933)
 Highest Punting Average—43.5 (10 games, 1933)
 Most Punts Returned—48 (11 games, 1950)
 Most Yards Punts Returned—487 (10 games, 1946, on 30 returns)
 Most Kickoff Returns—51 (11 games, 1971)
 Most Yards Kickoffs Returned—1182 (11 games, 1971)

TEAM SCORING—Season

Most Points—380 (11 games, 1950)
 (Conf. Games Only—157 in 6 games, 1950)
 Most Points Per Game—41.0 (328 in 8 games, 1914)
 Fewest Points (Modern)—91 (10 games, 1933)
 (Conf. Games Only—0 in 5 games, 1937)
 Most Touchdowns—56 (11 games, 1950)
 Most Touchdowns Rushing—31 (11 games, 1974)
 Most Touchdowns Passing—27* (11 games, 1950)
 Most Touchdowns Int. Ret.—6* (11 games, 28 interceptions, 1949)
 Most Extra Points, Kicking—44 (on 56 tries in 11 games, 1950)
 Most Extra Points, Passing—4 (on 10 attempts, 1965)
 Most Extra Points, Running—1 (on 1 attempt, 1964) (on 1 attempt 1973)
 Highest Per Game Point Average—34.5 (380 points, 11 games, 1950)
 Most Games Held Scoreless—6 (In 1917)
 Most Field Goals—11 (11 games, 1974)

TEAM DEFENSE—Season

Total Defense (Per Game Average)—153.8 (11 games, 1949)
 Rushing Defense (Per Game Average)—71.6 (11 games, 1949)
 Pass Defense (Per Game Average)—47.9 (10 games, 1955)
 Fewest Points Allowed—None (Seven games, 1898)
 (Ten game season, modern—52 in 1947)
 (Conf. Games Only—6 in 5 games, 1949)
 Most Points Allowed—295 (10 games, 1969)
 (Conf. Games Only—224 in 7 games, 1969)
 Most Passes Intercepted—28 (11 games, 1949; 1950)
 Most Yards Return Int. Passes—700† (11 games, 1949, on 28 int.)

Most Passes Intercepted For Touchdowns—6* (11 games, 1949)
Most Opponent Fumbles Recovered—24 (11 games, 1951)

TEAM TOTAL OFFENSE—Single Game

Most Plays—90 (63 rushing, 27 passing vs. Tenn. Tech, 1951)
Most Net Yards—646 (Against Tenn. Tech, 1951)
Most First Downs—31 (Against Tenn. Tech, 1951)
Most First Downs Penalty—4 (Against Villanova, 1951; Houston, 1965)
Most Penalties Against—18 (Against Ga. Tech, 1951)
Most Penalties Against Both Teams—25 (Kentucky 10, Mississippi 15—1954)
Most Yards Penalized—148 (Against Miami, 1959)
Most Yards Penalized, Both Teams—305* (Kentucky 123, Mississippi 182—1954)
Most Fumbles—11 (Against Miss. State, 1952)
Most Fumbles, Both Teams—16 (UK 9, Tennessee 7—1950)
Most Fumbles Lost—6 (Against Miss. State, 1952)

TEAM RUSHING—Single Game

Most Rushing Plays—70 (Against Miami, Fla., 1949; Tennessee, 1953)
Most Net Yards Gained—446 (Against Tenn. Tech, 1951)
Fewest Yards Rushing—Minus 9 (Against Virginia Tech, 1966)
Highest Rushing Average—9.1 (34 plays, 303 yards vs. North Dakota, 1950)
Most First Downs Rushing—23 (Against Miami, Fla., 1949)

TEAM PASSING-RECEIVING—Single Game

Most Passes Attempted—46 (Against Tennessee, 1969)
Most Completions—28 (Against Tennessee, 1969)
Most Yards Passing—440 (Against Tennessee, 1969)
Most Passes Had Intercepted—6 (By LSU, 1965), (By W. Va., 1969), (By Florida, 1972)
Most First Downs Passing—20 (Against Tennessee, 1969)
Most Touchdown Passes—8† (Against North Dakota, 1950)

TEAM PUNTING-KICKOFFS—Single Game

Most Punts—36 vs. Washington & Lee (1934)
Most Yards On Punts—1,386 (approx.) vs. Washington & Lee (1934)
Highest Punting Average—52.0 (Against Florida, 1957, on 6 punts)
Most Punts Returned—8 (Against W. Va., 1946; Texas, 1951)
Most Yards Punts Returned—142 (Against West Virginia, 1946)
Most Kickoff Returns—8 (Against Florida State, 1964)
Most Yards Kickoffs Returned—186 (Against Florida State, 1964)

TEAM SCORING—Single Game

Most Points—87 (Against Wilmington, 1914), 81 (Against Centre 1904—TD counted 5 pts then, goal 1 pt) 80 (Against Georgetown 1893—TD Counted 4 pts; goal 2 pts)
Most Touchdowns—14 (Against Centre, 1904), 12 (Against North Dakota, 1950)
Most Touchdowns, Rushing—9 (Against Tenn. Tech, 1951)
Most Touchdowns, Passing—8† (Against North Dakota, 1950)
Most PAT Attempted (Placement)—12 (Against North Dakota, 1950)
Most PAT Scored (Placement)—11 (Against Centre 11-11, 1904), 11* (Against North Dakota, 1950)
Most PAT Scored, Running—1 (in several games)
Most Field Goals Made—3 (Against Auburn, 1970, Vanderbilt, 1974)
Last Time Held Scoreless—Nov. 21, 1970 (UK 0, Tennessee 45)

TEAM DEFENSE—Single Game

Fewest Net Yards Allowed (Rush-Pass Combined)—1 (vs. The Citadel, 1949)
Fewest Net Passing Yards Allowed—Minus 1 (Against LSU, 1953)
Fewest Net Rushing Yards Allowed—Minus 39 (Against Evansville, 1947)
(SEC Only—Minus 11 vs. Auburn, 1961)
Most Passes Intercepted—6 (Against Tennessee, 1935; Xavier, 1948; Mississippi, 1949)
Most Yards Return Int. Passes—240† (Against Mississippi, 1949)
Most TDs on Int. Returns—3† (Against Mississippi Oct. 1, 1949; Tulane, 1974)
Last Time Held Opp. Scoreless—Sept. 17, 1966 (N. Carolina 0, UK 10)
Most Plays By Opponent—115 (Tennessee, 1933)
Fewest First Downs Allowed—1 (vs. Xavier, 1946)
Most First Downs Allowed—38 by LSU, Oct. 21, 1967
Longest TD Pass Against UK—83 (B. Stanton-W. Morgan, Miss. State, 1955)

†Also National and Southeastern Conference Record.

*Also Southeastern Conference Record.

Longest TD Run Against UK—95 (Harry Gilmer, Alabama, 1945)
 Longest Punt Return Against UK—93 TD (Joel Searles, Kansas State, 1961)
 Longest Kickoff Return Against UK—100 (Bill Moreman-T. K. Wetherell (lateral) Florida State, 1965); (100, Willie Shelby, Alabama 1973) 96 (Spec Kelly, LSU, 1955, and Harvin Clark Fla., 1969)
 Most Punts By Opponent—34 By Washington & Lee (1934)
 Most Yards On Punts By Opponent—1,360 By Washington & Lee (1934)
 Longest Interception Return Against UK—100 TD (White Graves, LSU, 1964)
 Longest Punt Against UK—83 (Dixie Howell, Alabama, 1933)
 Longest Field Goal Against UK—55 (Jack Simcsak, VPI, 1969)
 Longest Return Of Fumble Against UK—99 TD, Bauer, Georgetown, 1922
 Most Field Goals Against UK—4 (Keith Braswell, Georgia, 1970, John Riley, Auburn, 1968, Chris Gartner, Indiana, 1971)*

TEAM MISCELLANEOUS RECORDS

Best Season Record—7-0 in 1898 (Modern: 11-1 in 1950)
 Worst Season Record—2-9 in 1970
 Most Ties—2 (Eight different seasons. Last: 1962)
 Most Consec. Games Scored TD—19 (Nov. 14, 1908-Nov. 12, 1910)
 Most Consecutive Shutouts—7 in 1898
 Most Shutouts One Season—9 in 1907 (Modern Record 5 in 1934, 1950, 1960)
 Most Consecutive Games 3 or More TD's—8 in 1950
 Highest Home Attendance, Season—328,515 (6 games 1974)
 Highest Per Game Average Home Attendance—54,752 (1974)
 Highest Home Attendance, Single Game—56,535 (LSU, 1974)
 Longest Win Streak—12 (Oct. 28, 1909-Nov. 12, 1910; Nov. 25, 1949-Nov. 25, 1950)
 Longest Losing Streak—7 (Oct. 8, 1938-Sept. 30, 1939; Nov. 24, 1956-Nov. 2, 1957)
 Consecutive Home Wins—14 (Nov. 14, 1908-Nov. 24, 1910)
 Consecutive Road Wins—6 (excluding bowl) Oct. 29, 1949-Nov. 11, 1950)
 Consecutive Conference Wins—5 (In 1950)
 Consecutive Conference Losses—13 (Sept. 27, 1969-Nov. 25, 1970)
 Consecutive Wins Non-Conference—17 (Oct. 30, 1954 to Sept. 23, 1961)
 Widest Winning Margin—87 (87-0 Against Wilmington, 1914)
 Worst Defeat—82 (By St. Louis, 82-0, in 1905)
 First Night Game at Lexington—Maryville, Oct. 5, 1929

INDIVIDUAL RECORDS

INDIVIDUAL TOTAL OFFENSE—Season

Most Plays—308 By Bernie Scruggs, 1970 (99 runs, 209 passes)
 Most Total Yards—1706 By Rick Norton, 1965 (10 games)
 Highest Average Gain Per Play—10.8 By Babe Parilli, 1951 (11 games)
 Most Time Played (1955-1963)—555:55 By Lou Michaels, 1956 (10 games)
 Most Tackles—157 By Mike McGraw, 1965 (10 games)

INDIVIDUAL RUSHING—Season

Most Times Carried—224 By Sonny Collins, 1973 (11 games)
 Most Net Yards—1213 By Sonny Collins, 1973 (11 games)
 Best Average Per Carry (over 200)—Sonny Collins, 5.5 (1974)

INDIVIDUAL PASSING-RECEIVING—Season

Most Attempts—239 By Babe Parilli, 1951 (11 games)
 Most Completions—136 By Babe Parilli, 1951 (11 games)
 Most Yards Passing—1823 By Rick Norton, 1965 (10 games)
 Best Completion Percentage—.569 By Babe Parilli, 1951 (136 of 299 in 11 games)
 Most Had Intercepted—21 By Dave Bair, 1967 (10 games)
 Consecutive Passes Without Interception—68* By Rick Norton, 1963
 Most Catches—42 By Rick Kestner, 1964 (10 games)
 Most Touchdown Passes—23 By Babe Parilli, 1950 (11 games)
 Most TD's By Receiver—10* By Al Bruno, 1950 (11 games)
 Most Passes Intercepted—9 By Jerry Claiborne, 1949 (11 games)
 Most Yards Return Interceptions—197 By David Hunter, 1968 (10 games)

INDIVIDUAL PUNTING-KICKOFFS—Season

Most Punts—101† By Ralph Kercheval, 1933 (10 games)
 Most Yards On Punts—4394† By Ralph Kercheval, 1933 (101 punts in 10 games)
 Best Punting Average (Minimum 100)—43.5* By Ralph Kercheval, 1933 (10 games)

†Also National and Southeastern Conference Record.

*Also Southeastern Conference Record.

Most Punts Returned—30 By Mike Siganos, 1975 (For 261 yards in 11 games)
 Most Yards Punts Returned—419 By Dicky Lyons in 1966 (25 Returns in 10 games)
 Most Kickoff Returns—25 By Dave Hunter (11 games, 1970)
 Most Yards Kickoffs Returned—589 By Doug Kotar (11 games, 1971)
 Best Average On Kickoff Returns—45.0 by Don Phelps (6 for 270 in 6 games, 1946)

INDIVIDUAL SCORING—Season

Most Points—80 By Sonny Collins, 1973 (13 TD's one x-pt)
 Most Touchdowns—13 By Rodger Bird, 1965 (12 rushing, 1 catch in 10 games), 13 by Sonny Collins 1973 (13 rushing in 10 games).
 Most Touchdown Passes—23 By Babe Parilli, 1950 (11 games)
 Most TD's By Receiver—10 By Al Bruno, 1950 (11 games)
 Most PAT Attempts (Placement)—41 By Bob Gain, 1950 (11 games)
 Most PAT's Made (Placement)—37 By Bob Gain (41 tries, 11 games, 1950)
 Most Consecutive PAT's (Placement)—18 by Bobby Jones (10 games, 1968)
 PAT Kick Percentage—100% By Delmar Hughes (13 of 13 in 10 games, 1955)
 Most TD's Accounted For—28* By Babe Parilli, 1950 (5 rush, 23 pass in 11 games)

INDIVIDUAL TOTAL OFFENSE—Single Game

Most Plays—54 By Bernie Scruggs vs. Florida, 1970
 Most Net Yards—363 By Rick Norton vs. Houston, 1965 (373 pass, minus 10 rush)

INDIVIDUAL RUSHING—Single Game

Most Carries—32 By Sonny Collins vs. Penn State, Auburn, 1975
 Most Net Yards—280 by "Shipwreck" Kelly vs. Maryville (1930)
 Best Average (5 minimum)—18.7 By Shipwreck Kelly vs. Maryville (1930)
 Longest Run From Scrimmage—91 TD By Harry Jones vs. George Washington, 1951
 Longest Non-Scoring Run From Scrimmage—88 By Bernie Scruggs vs. Georgia, 1970

INDIVIDUAL PASSING-RECEIVING—Single Game

Most Attempts—41 By Steve Tingle vs. Florida, 1969
 Most Completions—25 By Bernie Scruggs vs. Louisiana State, 1970
 Most Net Yards—363 By Rick Norton vs. Houston, 1965
 Most Consecutive Completions—11 By Bernie Scruggs vs. Tennessee, 1969
 Best Completion Average—.750 By Babe Parilli vs. North Dakota, 1950; Bob Hardy vs. Villanova, 1955
 Most Touchdown Passes—5 By Jim Park vs. Earlham, 1914; 5* By Babe Parilli vs. Cincinnati, North Dakota, 1950
 Most Had Intercepted—6 By Rick Norton vs. Louisiana State, 1965; and Bernie Scruggs vs. West Virginia, 1969
 Most Intercepted—3 By Clayton Webb vs. Xavier, 1948; Bradley Mills vs. Tennessee, 1952; Terry Beadles vs. Missouri, 1965
 Longest Interception Return—100 TD by Bob Davis vs. Wash. & Lee, 1937; 100 TD by Dave Hunter vs. West Virginia, 1968
 Most Passes Caught—10 By Calvin Bird vs. Mississippi, 1958; 10 By Steve Parrish vs. Vanderbilt, 1969
 Most Yards By Receiver—185 By Rick Kestner vs. Mississippi, 1964
 Most TD's By Receiver—4 By Al Bruno vs. North Dakota, 1950; Floyd Wright vs. Earlham, 1914
 Longest Non-Scoring Pass Play—78 Terry Beadles to Larry Seiple vs. Tenn., '66

INDIVIDUAL PUNTING-KICKOFFS—Single Game

Most Punts—30 (approx.) By Bert Johnson vs. Washington & Lee (1934); 17 By Ralph Kercheval vs. Alabama, 1931
 Most Yards On Punts—1155 (est.) By Bert Johnson vs. Washington & Lee (1934); 680 By Ralph Kercheval vs. Alabama, 1931
 Best Punting Average (10 minimum)—52.0* By Ralph Kercheval vs. Cincinnati, 1933 (10 punts)
 Most Punts Returned—6 by Dicky Lyons vs. Georgia, 1968
 Most Yards Punts Returned—156 by Phil Cutchin vs. Georgia, 1946 (4 returns)

+Also National and Southeastern Conference Record.

*Also Southeastern Conference Record.

Most Kickoffs Returned—5 by Harry Jones vs. Tennessee, 1951; Dicky Lyons vs. Georgia, 1968
 Most Yards Kickoffs Returned—160* By Dicky Lyons vs. LSU, Oct. 21, 1967
 Longest Punt—78 By Ralph Kercheval vs. Ga. Tech, 1933
 Longest Punt Return—97 TD Dicky Lyons vs. Houston, 1966
 Longest Kickoff Returns—98 By Doug Kotar vs. Clemson, 1971; 95 by Noah Mullins vs. Wash. & Lee, 1940; Dicky Lyons vs. LSU, Oct. 21, 1967, Roger Gann vs. Indiana, Sept. 20, 1969; 92 by Don Phelps vs. Mississippi (1946)
 Most Yards Kickoffs Returned—166 By Roger Gann vs. Indiana, 1969
 Longest Punt Against UK—83 By Dixie Howell, Alabama, 1933
 Longest Punt Return Against UK—88 By Lee Nalley, Vanderbilt, 1948
 Longest KO Return Against UK—100 By Willie Shelby, Alabama, 1975, 96 By Joe May, LSU, 1965, and Harvin Clark, Florida, 1969.

INDIVIDUAL SCORING—Single Game

Most Points—43 (6 TD, 7 PAT) By William Tuttle vs. Maryville, 1914
 Most Touchdowns—6 By William Tuttle vs. Maryville, 1914
 Most Touchdowns Running—5 By Jim Park vs. Earlham, 1914
 Most TD Passes Caught—4* By Al Bruno vs. North Dakota, 1950; Floyd Wright vs. Earlham, 1914
 Most Field Goals—3 By Dick Barbee vs. Central, 1909, Bob Jones vs. Auburn, 1970, John Pierce vs. Vanderbilt, 1974, John Pierce vs. Auburn 1975
 Longest Field Goal—52 By John Pierce vs. Florida, 1974
 Most PAT's Att. (Placement)—10 By Bob Gain vs. North Dakota, 1950
 Most PAT's Made (Placement)—10* (consecutive) By Bob Gain vs. N. Dakota, 1950
 Most TD's Passing—5 By Jim Park vs. Earlham, 1914; Babe Parilli vs. Cincinnati and North Dakota, 1950
 Longest TD Run—91 By Harry Jones vs. George Washington, 1951
 Longest Touchdown Pass Play—92 by David Bair to Dicky Lyons vs. Georgia, 1968

INDIVIDUAL CAREER HIGHS (Bowl Games Included)

Total Offense (Yards)—4446 By Babe Parilli, 1949-51 (36 games)
 Total Offense (Plays)—823 By Bernie Scruggs, 1969-71 (30 games)
 Rushing Attempts—777 By Sonny Collins, 1972-75 (41 games)
 Rushing Yards—3,835 By Sonny Collins (1972-74)
 Rushing Average (200 minimum)—5.3 By Bill Leskovar, 1949-51
 Pass Attempts—634 By Babe Parilli, 1949-51 (36 games)
 Pass Completions—354 By Babe Parilli, 1949-51 (36 games)
 Passing Yards—4669 By Babe Parilli, 1949-51 (36 games)
 Regular Season: 4514 By Rick Norton, 1963-65 (30 games)
 Passing Percentage—55.8 By Babe Parilli, 1949-51 (36 games)
 Passes Had Intercepted—44 By Rick Norton, 1963-65 (30 games)
 Passes Caught—94 By Tom Hutchinson, 1960-62
 Yards By Receiver—1422 By Larry Seiple, 1964-66 (30 games)
 Points Made—180 By Bob Davis, 1935-37
 Touchdowns Scored—30 By Bob Davis, 1935-37
 Touchdown Passes—50* By Babe Parilli, 1949-51 (Regular Season) (Bowl Games Included—59)
 Extra Point Attempts (Placement)—53 By Bob Gain, 1948-50
 Extra Points Scored (Placement)—42 By Bob Gain, 1948-50
 Consecutive Extra Points Scored (Placement)—18 by Bobby Jones (10 games, 1968)
 PAT Percentage (Placement)—.950 (38 of 40) By Delmar Hughes, 1954-56
 Most Points By Kicker—80 By Bob Jones (1968-69-70)
 Touchdown Passes Caught—17 By Steve Meilinger, 1951-53
 Punts—248 By Dave Hardt, 1968-69-70
 Punting Yardage—9737 By Dave Hardt, 1968-69-70 (268 punts)
 Punting Average—39.8 By Lou Michaels, 1955-57 (122 punts)
 Punt Returns—69 by Dicky Lyons, 1966-68
 Yards Punts Returned—1065 by Dicky Lyons, 1966-68
 Kickoff Returns—56 by Dicky Lyons, 1966-68
 Yards Kickoffs Returned—1188 by Dicky Lyons, 1966-68 (28 games)
 Average Gain Per KO Return—21.2* by Dicky Lyons (1966-67-68)
 Total Kick Return Yardage—2253† by Dicky Lyons, 1966-68 (28 games)
 Most Time Played (Since 1955)—1455:47 By Lou Michaels, 1955-57 (30 games)

†Also National and Southeastern Conference Record

*Also Southeastern Conference Record.

WILDCAT GRID LETTERMEN

— A —

Bob Abbott (67)
 Kevin Acheson (74)
 George Adair (05, 06, 07)
 Tommy Adkins
 (51, 52, 53)
 Paul Alaman (73 Mgr)
 Burton Aldridge
 (30, 32, 33)
 James Alexander (75, mgr)
 Smith Alford
 (93, 94, 95, 96)
 Ernal Allen (39, 40, 41)
 Rich Allen (71, 72, 73)
 H. C. Anderson (93)
 Carl Althaus (41, 42)
 Jack Alvarez (71, 72, 73)
 Tom Anderson (67)
 Ken Andrews (29, 30, 31)
 John Andrighetti
 (63, 64, 65)
 Frank Antonini (64, 65)
 Leo Arenstein (44)
 Chuck Arnold (66)
 Bill Arnsperger (44)
 A. J. Asher (97)
 G. M. Asher (95)
 Letcher Asher (32)
 Bob Atkins (09)
 Presley Atkins
 (02, 04, 05)
 Clarence Ayers
 (33, 34, 35)

— B —

Harvey Babb (09, 10, 11)
 Jim Babb (46, 47)
 August A. Bablitz
 (10, 11)
 Stanley Bach (32, 33)
 Stanley Baer (05, 06)
 J. Yost (Bill) Bailey
 (13, 14)
 Joe Bailey (38, 39, 40)
 John Bailey (52)
 Dave Bair (67, 68)
 M. Baird (05)
 Charles N. Baird
 (92)
 Ray Barga (71, 72, 73)
 John Baldwin
 (50, 51, 52)
 Sam Ball (63, 64, 65)
 Dick Barbee (07, 08, 09)
 Jim Barnett (45)
 Tom Bartlett (18)
 Bill Bartos (73, 74, 75)
 Bob Bassitt (52)
 A. L. Bastin (18)
 Frank Baugh (21)
 Walter Baugh (17, 18)
 Bob Baughman (29, 30)
 T. Gardner Bayless (24)
 Terry Beadles (65, 66, 67)
 Dick Beal (44)
 T. W. Beard (04)
 Dick Beard (68, 69)
 Jerry Beatty (54)
 Tom Becherer (63, 64, 65)
 Norman Beck (42)

Bob Beeler (40, 41)
 Mike Beirne (67)
 Sylvan Belt (26, 27)
 Bob Bennett (54, 55, 56)
 Leeman Bennett
 (58, 59, 60)
 Pascal Benson
 (57, 58, 59)
 Charles Bentley
 (46, 47, 48, 49)
 Bob Bezuk (49)
 Arthur Bickel (27)
 George Bickel (30)
 Billy Bird (61)
 Calvin Bird (58, 59, 60)
 Rodger Bird (63, 64, 65)
 Darryl Bishop (71, 72, 73)
 Fred Bishop (73, 74)
 Arvon Bivin (53)
 Billy Black (40)
 Harold Black (36, 37, 38)
 Marvin Black (05)
 Charles Blackburn
 (67, 68)
 Leroy Bland (18)
 George Blanda
 (45, 46, 47, 48)
 Jerry Blanton (74, 75)
 Ralph Blevins (32)
 Dick Blocker (57, 58)
 Ken Bocard (61, 62, 63)
 Bill Boller
 (46, 47, 48, 49)
 George Boone
 (57, 58, 59)
 Joe Bosse (35, 36, 37)
 Bill Boston (37, 39)
 M. T. Boswell (93)
 Mike Boulware
 (67, 68, 69)
 Cecil Bowens (70, 71)
 Jim Bowie (58)
 Willet L. Bowling (01)
 Berl Boyd (21)
 Jim Boyd (10 Mgr.)
 Lester Boyd (75)
 Charlie Bradshaw
 (46, 47, 48, 49)
 Joe Brandel (61)
 "Brandy" Brandstetner
 (11)
 Ben Bransom, Jr. (73, 74)
 Don Branson (05)
 Bruce Brewer
 (04, 05, 06)
 Ted Brewer (22)
 John Brittain
 (15, 16, 17)
 Donnie Britton (66, 67)
 Lafayette Brock
 (96 Mgr.)
 George Brockman (07)
 William Bronaugh
 (98 Mgr.)
 Jake Bronston (29, 30)
 Bobby Brooks (48, 49)
 Bob Brown (62, 63, 64)
 Dave Brown (39, 40, 41)
 Harry Brown (37, 38)
 Herbert W. Brown, Jr. (28)
 Jack Brown (71)

Locky Brown (55)
 Paul Brown (13)
 Charles Browning
 (46, 47)
 Joe Brueck (59)
 Al Bruno (48, 49, 50)
 Tommy Brush (61)
 John Bryan (92, 93, 94)
 Charles (Perky) Bryant
 (61, 62, 63)
 Gene Bryant (34)
 Thomson Bryant
 (07 Mgr.)
 Warren Bryant (73, 74, 75)
 Don Buchanan (57)
 Randy Burke (74, 75)
 Buzz Burnam (70, 71, 72)
 Bill Bushong (70, 71)
 Bob Butler (59, 60, 61)
 Jack Butler (54, 55, 56)

— C —

Ronnie Cain (57, 58, 59)
 Ray Callahan
 (53, 54, 55)
 Jim Cambron (57, 58)
 A. B. (Red) Cammack
 (22 Mgr.)
 Jim (J. W.) Cammack
 (21, 22, 23, 25)
 Steve Campassi (72, 73, 74, 75)
 J. Campbell (09, 10)
 James Campbell (97)
 Kenton Campbell
 (44, 45)
 Mark Campbell (71)
 Tom Campbell (95, 96)
 Walter Campbell
 (00, 02)
 Steve Carboni (73)
 Denny Cardwell (63)
 J. W. Cardwell (08)
 George B. Carey
 (92, 93, 94)
 Clyde Carlig (52, 55)
 James W. Carnahan
 (92, 94, 95)
 Wilce Carnes (38, 39)
 W. T. Carpenter
 (97 Mgr.)
 Ray Carr (73, 74, 75)
 William S. Carrithers
 (12)
 Arvel Carroll, Jr.
 (70, 71, 72)
 Mike Carroll (66, 67
 Mgr.)
 Don Carson (61)
 Ron Cason (74, 75)
 Larry Carter (75)
 Bill Cartwright
 (66, 67, 68)
 Jack Casner (42)
 Tom Cassady (32, 33)
 Michael E. Cassity (66)
 Michael L. Cassity (73, 74)
 James (Bud) Cavana
 (29, 30, 31)
 Bill Chambers
 (44, 45, 46)

J. S. Chambers (09, 10, 11, 12)
 Mel Chandler (56, 60, 61)
 Tom Chapala (65)
 Dave Chapman (61)
 Dick Charles (57)
 O. B. Chisholm (06)
 George Claiborne (51)
 Jerry Claiborne (46, 48, 49)
 C. C. Clarke (97, 98, 99, 00)
 Emery Clark (49, 50, 51)
 Terry Clark (64, 65)
 W. F. Clark (07, 08)
 Tom Clark (70, 71, 72)
 Jim Clay (08)
 R. S. Clayton (15)
 Earle Clements (16)
 Lee Clymer (71)
 Gary Cochran (59, 60, 61)
 Sam Coleman (05, 06)
 Tommy Coleman (36)
 Max Colker (28, 29, 30)
 Sonny Collins (72, 73, 74, 75)
 Bob Collier (55, 56, 57)
 Bill Collins (11)
 William (Coley) Colpitts (19, 20, 21, 22)
 Dick Colvin (41, 42)
 W. Combs (02)
 Carl (Hoot) Combs (38, 39, 40)
 John Combs (19)
 Bill Conde (49, 50, 51)
 Fred Conger (67, 69)
 C. R. Conn (26 Mgr.)
 H. Cook (06)
 Joe Coons (03, 04)
 Franklin Corn (14, 15)
 John Cornelius (55, 56, 57)
 Ray Correll (51, 52, 53)
 Will Ed Covington (27, 28, 29)
 Mike Coyle (61 Mgr.)
 Darrell Cox (61, 62, 63)
 Bill Craig (99, 00)
 A. B. Crain (06, 07)
 Bobby Cravens (56, 57, 58)
 J. T. Cravens (01, 02, 03)
 Ted Creech (24, 26)
 Walter B. Croan (14 Mgr.)
 Tom Crowe (69, 70, 71)
 Maury Crutcher (13, 14, 15, 16)
 William Culp (19)
 Cary Curd (75)
 Kerry Curling (65, 66, 67)
 Duke Curnutte (52, 53, 54, 56)
 Ivan Curnutte (56, 57)
 Larry Curry (27)
 Phil Cutchin (41, 42, 46)
 Tom Cutler (02)

— D —

Al Dabney (00)
 Don Danko (64, 65)
 Darrell Darby (30, 31, 32)

Jim Darnaby (32, 34)
 F. H. Darnall (04)
 O. L. (Bud) Davidson (31, 32, 33)
 Bob Davis (35, 36, 37)
 Dameron Davis (36, 37, 38)
 Doug Davis (63, 64, 65)
 Jerry Davis (65, 66)
 Bill Dawson (46, 48, 50)
 Sam DeBow (94, 95, 96)
 Claire Dees (26, 27, 28)
 Denver DeHaven (24, 25, 26)
 C. F. Dempsey (15, 16, 17)
 Harry Denham (40)
 Frank Derrick (24)
 James DeSpain (72 Mgr.)
 Jerry Dickerson (59, 60, 61)
 Joe Dipre (73, 74)
 Tony Dishman (18, 19)
 Wayne Dixon (60, 61)
 Mike Doggendorf (70, 71, 72)
 Tom Domhoff (71)
 Gene Donaldson (50, 51)
 A. L. Donan (06 Mgr.)
 Pat Donley (73, 74)
 Bob Dougherty (55, 56)
 Tom Dornbrook (74, 75)
 Clay Downing (17)
 George Downing (17)
 Gibson Downing (11, 12, 13, 14)
 Dennis Drinnen (67, 68)
 Bill (Pete) Drury (27, 28, 29)
 John Drury (32)
 Noah Duff (31, 32)
 Tom Duffy (69)
 Billy Duke (67, 68, 69)
 Dick Duncan (18 Mgr.)
 Walter Duncan (95, 96)
 G. G. Dunlap (06, 07, 09, 10)
 Howard Dunnebacke (61, 62)
 Raul Durbin (38 Mgr.)
 Ron Durbin (71 Asst. Tr.)
 Don Dyer (52)
 O. K. Dyer (01, 02, 03)
 Bill Dysard (30)

— E —

Tom Earle (08, 09, 10, 11)
 Charles Eblen (42)
 Pat Eckenrod (68, 69, 70)
 Adolph Edwards (25, 26)
 George Edwards (42)
 Tom Ehlers (72, 73, 74)
 John Eibner (38, 39, 40)
 Jerry Eisaman (58, 59, 60)
 Jeff Elgin (06, 07)
 Russell (Duke) Ellington (35, 36, 37)
 Cronley Elliott (00)
 Milward Elliott (96, 97, 98)
 Byrne Ellis (09)

Ray Ellis (25, 26, 27)
 Robert Ellison (37 Mgr.)
 Mike Emanuel (73, 74, 75)
 Nick Englis (44, 45)
 George Ewell (00, 01)
 Tom Ewing (42)

— F —

B. O. Falconer (19)
 Mike Fanuzzi (71, 73, 74)
 Bill Farley (50, 51)
 Tom Farmer (72, 73, 74)
 Bob Farrell (61)
 Jack Farris (46, 47)
 John Farris (34)
 B. O. Faulconer (19)
 J. V. Faulkner (92, 93)
 Dan Featherston (70)
 Loyd Featherson (33 Mgr.)
 Joe Federspiel (69, 70, 71)
 Tom Fee (64, 66, 67)
 Allen Felch (51, 52)
 Tom Ferguson (67)
 Walter Ferguson (21, 22)
 Doc Ferrell (44, 46, 47, 48)
 Fred Ferris (44)
 Fred Fest (20, 21, 22)
 Tom Fillion (51, 52, 53)
 Al Fish (69, 70)
 Bill Fish (33)
 Jim Fisher (59, 60)
 W. (Slugs) Fleahman (21)
 Jim Foley (62, 63, 64)
 Roy Ford (48)
 Warner Ford (27, 28, 29)
 L. G. (Floppy) Forquer (28, 29, 30)
 Stan Forston (68, 69, 70)
 John Foster (10)
 Mike Foster (74)
 Dan Fowler (74, 75)
 Don Frampton (48, 49)
 J. T. Frankenberger (54, 55, 56)
 Jim Franklin (73, 75)
 Mark Franklin (26)
 Joe Frazer (95)
 Jack Freeman (56)
 Bob Freibert (66, 68)
 Eddie Fritz (39, 40)
 Rick Fromm (72, 74, 75)
 Bob Fry (50, 51, 52)
 John Frye (32, 33)
 Dom Fucci (48, 49, 50)
 Bruce Fuller (19, 20, 21, 22)
 Frank Fuller (50, 51, 52)
 Ken Fuller (72)

— G —

Winston Gaffron (71 Mgr.)
 Bob Gain (47, 48, 49, 50)
 Jake Gaiser (09, 10, 11)
 Jack Gallagher (57)
 Howard Galloway (06) (11 Mgr.)
 Roger Gann (67, 68, 69)
 Eugene Ganucheau (72, 73)
 John Gardner (93, 94)

Larry Garland (36, 37)
 Ulysses Garred (92, 93)
 Bill Gary (00)
 Dave Gash (60, 61, 62)
 Augustus Gay (16)
 Pete Gemmill (74, 75)
 Carl Genito (46, 48)
 Ralph Genito (47, 48, 49)
 Tony Gentile (30)
 Ed Gholson (38)
 Frank Gibson (31, 32)
 Elmer Gilb (26, 27, 28)
 John Gilbert (00)
 Jim Giltner (10)
 Al Godwin (68, 70)
 Carl Goins (58 Mgr.)
 Homer Goins (65, 66)
 Irvin Goode (60, 61)
 William Goodwin
 (03, 04)
 Steve Graban (41)
 Earl Grabfelder (15, 16)
 W. H. Grady (02, 03, 04)
 J. H. Graham (98, 99)
 Hartford Granitz (45)
 Jesse Grant (62)
 Jim Grant (69, 70, 71)
 Tony Gray (73, 74)
 G. B. L. Green (19)
 Phil Greer (67, 68)
 Roger Greer (69)
 Turner Gregg (22, 24)
 Jim Gresham (66)
 Bill Griffin (42, 46, 47)
 John Griggs (50, 51, 52)
 Bunky Gruner (51)
 Carroll Gullion (01, 02)
 George Gumbert (14, 15)
 Thomas Gunn (93)
 Ed Gusky (72)
 J. White Guyn
 (01, 02, 03, 04, 05)
 Les Guyn (11)

— H —

Gene Haas (44, 45, 46)
 Wilbur Hackett
 (68, 69, 70)
 Joe Hagan (36, 37)
 G. W. Halcomb (94)
 Bob Hall (37)
 James Hall (10)
 Fred Hamberg (71, 73)
 Allen Hamilton
 (46, 48, 49, 50)
 Ed Hamilton (49, 50, 51)
 L. L. Hamilton (97)
 Claude Hammond (41)
 Jack Hanley (52, 53, 54)
 Dave Hanson (68, 69, 70)
 Bill Harbold (24)
 Jim Hardin (38, 39, 40)
 Dave Hardt (68, 69, 70)
 Bob Hardy (53, 54, 55)
 Tom Harper (52, 53)
 Roger Harrington (56)
 John Harris (66)
 Wayne Harris (45 Mgr.)
 W. C. Harrison
 (10, 11, 12)
 Rodger Hart (66, 67)
 Junior Hawthorne
 (60, 61, 62)
 Langan Hay (34, 35)

Charles Haydon (15, 16)
 Chastain Haynes (04)
 Terry Haynes (73, 74)
 John Heber
 (16, 17, 18, 19, 20)
 Henry Hedges (12)
 Jimmy Hedges (13, 14)
 "Shorty" Heick (15, 16)
 Ben Heinzinger (46)
 Foster Helm (95)
 George Hendrickson
 (07, 08, 09,)
 Larry Hennessey
 (51, 52, 53, 54)
 Dick Hensley (45, 46, 47)
 Bob Herbert (40, 41, 42)
 Woody Herzog (56, 56, 57)
 Jeff Hess (75)
 Dick Hewling (36)
 Broadus Hickerson (16)
 Jim Hill (60, 61, 62)
 Walter Hillenmeyer (09)
 Sherman Hinkebein
 (35, 37, 38)
 Cliff Hite (75)
 Paul Hite (12, 13, 14)
 William (Ed) Hobdy
 (92, 93)
 Lloyd Hodge
 (58, 59, 60)
 Walter Hodge (36, 37)
 Houston Hogg, Jr.
 (69, 70)
 Sam Hogg (97, 98, 99)
 Don Holland (67, 68, 69)
 David Holliday
 (44 Mgr.)
 Carney Hollowell (22)
 Bobby Holt (53 Mgr.,
 55 Mgr., 56 Mgr.)
 Dick Holway (47, 48, 49)
 Hayden Hooper
 (52, 54, 55)
 Vin Hoover (75)
 Elmer Hopkins
 (16 Mgr.)
 Calloway Hoskins
 (30 Mgr.)
 Jim Hovey (71, 72, 73)
 Ledger Howard
 (57, 58, 59)
 Jim Howe (44, 48, 49)
 Eric Hoyer (42)
 Joe Huddleston
 (34, 35, 36)
 Charles (Turkey)
 Hughes (23, 24)
 Delmar Hughes
 (53, 54, 55, 56)
 Lowell Hughes
 (57, 58, 59)
 W. N. Hughes (01)
 S. T. Hughes (02, 03)
 Sam Hulette (39, 40, 41)
 Claude Humphreys
 (97, 98, 99, 00)
 Tom Hundley (59, 60)
 Bob Hunt (58, 59, 60)
 Herbie Hunt (51, 52, 53)
 David Hunter (68, 69, 70)
 John Hurst (42)
 F. M. Hutcheson (00)

Tom Hutcheson
 (60, 61, 62)

— I —

John Ignarski (49, 50, 51)
 John Ilari (55)
 Charles Ishmael
 (38, 39, 40)

— J —

Ralph Jackowski
 (37, 38)
 Elmer Jackson (62)
 Bill Jacobs (33)
 Ed Jacobs (38, 39, 40)
 Joe Jacobs (67, 69)
 Wilbur Jamerson
 (47, 48, 49, 50)
 Pat James (48, 49, 50)
 Ernest Janes (32, 33, 34)
 Bill Jansen (66)
 Richard Jardine (75)
 Jack Jean (33)
 A. L. Jenkins (05)
 Bill Jenkins (62, 63, 64)
 Paul Jenkins (25, 26, 27)
 Charles Jett (00, 01)
 Don Jirschele (51)
 Bill Jobe (33, 34)
 Jimmy Johns (57, 58, 59)
 Bert Johnson
 (34, 35, 36)
 Clyde Johnson
 (40, 41, 42)
 Dick Johnson (92)
 Ellis Johnson (30, 31, 32)
 Harry Johnson (61)
 J. E. C. Johnson
 (04, 10, 11, 12)
 J. P. Johnson (00)
 Jack Johnson (97)
 Marshall Johnson
 (62 Mgr.)
 Marius Johnson
 (99 Mgr.)
 Oliver (Ollie) Johnson
 (28, 29, 30)
 Percy (Duke) Johnson
 (31 Mgr.)
 Wm. T. Johnston (08, 09)
 J. B. Jolly (93, 94)
 Bob Jones (68, 69, 70)
 Charles (Junior) Jones
 (39, 40, 41)
 Harry Jones (50, 51, 52)
 Larry Jones (50, 51, 52)
 Paul Jones (49, 51)
 Roscoe (Hut) Jones
 (42, 46, 47)
 Tom Jones (99)
 Wallace (Wah Wah)
 Jones (45, 46, 47, 48)
 Marty Joyce (67, 68)
 Jon Jurgens (60, 61)

— K —

Paul Karem (72)
 Lou Karibo (52, 53 Mgr.)
 George Katzenbach
 (66, 67, 68)
 John Kehoe
 (98, 99, 00, 01)

E. E. Kelly (15, 18, 19)
 Henry Kelly (33)
 John (Shipwreck) Kelly
 (29, 30, 31)
 Tom Kelly (95, 96)
 Priest Kemper
 (03, 04, 05)
 Jim Kennard (46)
 George Kent (44)
 Ralph Kercheval
 (31, 32, 33)
 Felix Kerrick (95 Mgr.)
 Rick Kestner (63, 64, 65)
 Howard Keyes (64, 65)
 A. S. Kidd (96)
 Steve Kiefer (54, 55)
 Charles Kimmel (75, Trn)
 Bill Kincer (41)
 Doyle King (67, 68, 69)
 Kenneth King
 (21, 24, 25)
 Kenny King (70, 71, 72)
 Lawson King (55)
 T. E. King (96)
 Vic King (67, 68)
 Howard Kinne (15, 16)
 Bob Kipping (30, 31)
 Kelly Kirchbaum (75)
 Harry Kirk
 (51, 52, 53, 54)
 Tom Kirk (71)
 Jim Kirkendall (27)
 Ted Kirn (51)
 Frank Kirschner (70, 71)
 Ab Kirwan (23, 24, 25)
 Norman Klein
 (44, 46, 47, 48)
 Sam Klein (44)
 Gary Knutson
 (70, 71, 72)
 Joe Koch (52, 53, 54)
 Jim Komara (62, 63, 65)
 Steve Koon (67, 68)
 Bob Kosid (62, 63)
 Tom Kostelnick (75)
 Doug Kotar (71, 72, 73)
 Jim Kovach (74, 75)
 Howard Kreuter
 (31, 32, 33)
 Charlie Kuhn (41, 42)
 Dave Kuhn
 (53, 54, 55, 56)
 Dennis Kunkle (58)
 Pete Kurachek (37)
 Mike Kypriss (73)

— L —

Matt Lair (46, 47)
 W. A. Lassiter (95)
 Robert Laufer Jr.
 (28 Mgr.)
 Bobby Lavin (19, 20, 21)
 Cliff Lawson (49, 50, 51)
 Bobby Lee (61)
 Frank LeMaster (71, 72, 73)
 Bill Leskovar
 (49, 50, 51)
 Jim Lett (70)
 Ernie Lewis (72, 73, 74)
 Jim Lewis (07)
 Ned Lidvall (72, 73, 74)
 Jeff Lightcap (74)
 Bob Lindon (57, 58)
 Luke Lindon (37, 39)

Dwight Little (65, 66, 67)
 Jim Little (44)
 Tom Little (44)
 Bill Livings (56, 57, 58)
 Emmett Logan (06)
 Dick Lombard
 (58 Mgr.)
 Jim Long (34, 35)
 Pat Looney (66 Mgr.)
 Neil Lowry (52, 53, 54)
 R. A. Lowry (09 Mgr.)
 Chet Lukawski (50, 51)
 Bill Luther (31, 32)
 Ken Lutz (55)
 Ernest Lyle (98, 99)
 Joel Lyle
 (93, 94 Mgr., 95)
 Dicky Lyons (66, 67, 68)
 Les Lyons (70)

— M —

Dick Mabry (57)
 Rich Machel (64, 65, 66)
 Jim Mackenzie
 (49, 50, 51)
 F. M. Maddox (02, 03)
 Roy Maddox (98)
 F. C. Mahan (04, 05)
 Raynard Makin
 (68, 69, 70)
 William Maloney (25)
 Tony Manzonelli (64, 65)
 Dave Margavage (71, 72, 73)
 Dave Markem (69)
 Marty Marks (72, 73)
 Dick Martin
 (47, 48, 49, 50)
 Givens (Doc) Martin
 (22, 23)
 Jack Martin (57 Mgr.)
 John Martin (59)
 L. Wynn Martin
 (97, 98, 99, 00, 01)
 Mike Martin (75)
 Paul Martin (68, 69, 70)
 Chester Mason (38)
 Max Mason (51)
 Albert Mathers (07)
 Jack Mathews (68, 69)
 A. M. Matthews (07)
 R. E. Mattingly
 (12 Mgr.)
 Clarkie Mayfield
 (60, 61, 62)
 Jim Mayo (52)
 Gates McCauley
 (35 Mgr.)
 George McClellan (67)
 Charlie McClendon
 (49, 50)
 Ulysses A. McClure (01)
 Charles McClurg
 (34, 35)
 Jim McCollum (71, 72, 73)
 Frank McCool (34, 35)
 Henry McCorum
 (34 Mgr.)
 Bill McCubbin
 (37, 38, 39)
 Jesse McCune (44)
 Lloyd McDermott
 (47, 48, 49)
 Louis McDonald (44, 45)

Otho McElroy (29)
 Bill McFarland (23)
 Hilton McGee (02, 03)
 Lawrence McGinnis (30)
 Mike McGraw (64, 65, 66)
 Ernest McIlvaine
 (15, 16)
 James McKay (72)
 N. T. McKee (01)
 Walter McKinney
 (04, 05, 06)
 Grandison McLean
 (24 Mgr.)
 Price McLean (23)
 Norris (Double O)
 McMillan (33, 34, 35)
 Gilcin Meadors (11)
 Mike Meck (70, 71)
 Gene Meeks (42, 46)
 Hilton Megill (03 Mgr.)
 Johnny Meihaus (48)
 Steve Meilinger
 (51, 52, 53)
 John N. Menifee (03)
 Vernon (Bo) Meyer
 (29, 30, 32)
 Lou Michaels (55, 56, 57)
 Frank Milburn (99, 00)
 Jim Miles (64, 65)
 Jim Miller (32)
 J. F. Miller III (57, 58)
 Leonard Miller (27)
 Bradley Mills
 (52, 53, 54, 55)
 Jerry Mingus (52)
 Bill Mitchell (41)
 Billy Mitchell
 (54, 55, 56)
 Dick Mitchell (52, 53, 54)
 Jim Mitchell (69, 69, 70)
 Tony Moffett (71)
 Gayle Mohny
 (25, 26, 27)
 Dave Moitis (75)
 Dick Moloney
 (52, 53, 54, 55)
 Bob Montgomery
 (31, 32)
 George Montgomery
 (03, 04, 05)
 Robert Montgomery (24)
 Don Moore (57)
 Roger Moore (18)
 Joe Moraja (61)
 George Morgan (95 Mgr.)
 Tom Morris (69, 70, 71)
 Waymond Morris
 (57, 58)
 Bill Moseley (42, 46, 47)
 Doug Moseley
 (49, 50, 51)
 Dickie Mueller
 (58, 59, 60)
 Rick Muench (60, 70, 71)
 Basil Mullins (63, 65, 66)
 Noah Mullins (40, 41)
 Steve Murgita (72, 73, 74)
 Eger V. Murphree
 (16, 17, 18, 19, 20)
 Gerard Murphy
 (63, 64, 65)
 O. B. Murphy (32, 33)
 Robert Murray (73)
 John Mutchler (60, 61)

Albert Muth (19)
Art Myers (72, 73, 74)
Gene Myers (34, 35, 36)

— N —

Dan Neal (71, 72)
J. C. Nesbit
(04 Mgr., 05 Mgr.)
Don Netoskie
(53, 54, 55, 56)
John Netoskie
(49, 50, 51)
Stanley Nevers
(34, 35, 36)
Homer Nicholas (36)
John Nicholson (71 Mgr.)
John Nohta (73, 74)
Greg Nord (75)
Rick Norton (63, 64, 65)
Orval Nowack (28)
Don Nuerge (59, 60)
John Nuttall (94)
Rick Nuzum (72, 73, 74)

— O —

Doug O'Brien (61)
Nick Odilivak (47, 48, 49)
Arperd Olah (33, 35)
Ken O'Leary (71, 72)
Joe Orr (35)
Isaac Ott (26)
Oweney Owen (79 Mgr.)
Dallas Owens (74, 75)

— P —

Roger Pack (54, 55, 56)
Greg Page (67)
Bob Palmer (38, 39, 40)
Dick Palmer (67, 68, 69)
Ralph Paolone (52, 53)
Alex Parda (37)
Vito (Babe) Parilli
(49, 50, 51)
Jim Park (11, 13, 14)
Smith Park (19 Mgr.)
Sam Parker (00)
Steve Parker (72, 73, 74)
Frank Parks (42 Mgr.)
Allen Parr (40, 41, 42)
Doug Parrish (32, 33)
Steve Parrish (69, 70)
Jim Parrott (44)
Henry Paul (44, 45)
Frank Paullin (05, 06)
Bernie Pavlovich (45)
J. Hamilton Payne (07)
Bart Peak (15)
Jim Pence (25, 26, 27)
W. H. Perkins (00 Mgr.)
Wally Pesuit (73, 74, 75)
Charles Petrie (14)
Al Phaneuf (66, 67)
Don Phelps (46, 47, 49)
Bob Phillips (54, 55)
Hal Phillips (45)
Randy Phillips (38)
Steve Phillips (72)
O. E. Philpot (54, 55)
Frank Phipps (25, 26, 27)
Jack Phipps (29, 30, 31)
Tom Phipps (29, 30)
Phil Pickett (62)
John Pierce (74, 75)

Joe Platt (52, 53)
George Plummer (09)
Bob Pope (48, 49, 50)
Ray Porter (47, 48, 49)
Don Porterfield
(68, 69, 70)
Al Portwood (26, 27, 28)
Bill Portwood (41)
Henry Portwood (24, 26)
Shelby Post (08)
Derek Potter (66, 67)
Lexie Potter (35, 36)
Sam Potter (34, 35)
Sam Pottinger (92 Mgr.)
Archie Powers
(55, 56, 57)
Jimmy Poynter (59, 60)
Leonard Preston (46, 47)
Birkett Pribble
(19, 20, 21, 22)
Holton Pribble (32, 34)
J. T. Pride (02, 03)
Bob Pritchard
(33, 34, 36)
Jim Proffitt (51, 52, 53)
John Puntillo (71)
Dave Pursell (68, 69, 70)

— R —

James Ramey (75)
John Rampulla (61)
Derrick Ramsey (75)
Dell Ramsey
(20, 21, 22, 23)
Tom Ranieri (72, 74, 75)
Bill Ransdell (59, 60, 61)
Clark Ratcliffe (52)
Babe Ray (45)
Keith Raynor (67)
Jim Reader (59, 60)
Harry Redmond (93)
Jim Reed (70, 71, 72)
Tom Reed (72 Mgr.)
A. S. Reese
(96, 97, 98, 99)
Chester Reichle
(39 Mgr.)
Walter Reid (38, 39, 40)
Kent Reyes (73)
Jay Rhodemyre
(42, 46, 47)
Dan Rhyne (59 Mgr.)
Chuck Rice (20, 22, 23)
Dennis Rice (46)
Guy Rice (99)
William H. Rice
(22, 24, 25)
Dick Richards
(29, 30, 31)
Clyde Richardson (62, 63)
Ches Riddle (73, 75)
Craig Riddle (17, 18)
Don Ridge (46, 47)
Dan Riveiro (61)
Ronnie Roberts (65, 66, 67)
H. B. Roberts (93)
Kenny Robertson
(55, 56, 57)
Tom Robinson (13 Mgr.)
Vincent (Dick) Robin-
son (35, 36, 37)
J. W. Rodes (04, 05)
Pete Rodes (07, 08)

Wm. (Black Doc) Rodes
(15, 16)
Wm. (Red Doc) Rodes
(09, 11, 12)
Tom Rodgers (58, 59, 60)
Harry Rogers (49, 50)
David Roller (68, 69, 70)
Conrad Rose, (28, 29, 30)
John Ross (25, 26)
Abe Roth (12, 13, 14)
Tony Rotunno (44)
G. C. Routt (07, 08, 09)
Frank Rucks (68, 69)
Gerald Rueff (68 Mgr.)
Joe Rupert (32, 33, 34)
Leonard Rush (66, 68)
Dick Rushing
(52, 53, 54)
James R. Russell
(21, 22, 23)

— S —

Frank Sadler
(46 Mgr., 47 Mgr.)
Harold Salsbery
(70 Mgr.)
Curtis Sanders Jr.
(45 Mgr.)
Curtis Sanders
(21, 22, 23, 24)
Curtis Sauer (23, 24)
Bruce Sauerbry (70, 71)
Francis Saunders (44)
Hugh Saunders (03)
Unis Saylor
(48 Mgr., 49 Mgr.)
Bill Schaffnit
(48, 49, 50)
Jim Schenk (52, 53)
Charles Schifler (41)
F. A. Schilling (12)
George Schlegel (41)
Howie Schnellenberger
(52, 53, 54, 55)
Steve Schoenbaechler (72)
Frank Schollett
(57, 58, 59)
Herman Scholtz
(98, 00, 01, 02)
John Schornick (65)
C. C. Schrader
(12, 13, 14, 15)
Dennis Schrecker (61)
Ray Schrecker (59)
Wilbur Schu (44)
Ray Schulte (25, 26)
Bill Scott (60)
George Scott (93)
Herschel Scott
(12, 13, 14)
John Scott (93)
Phil Scott (38, 39, 40)
Steve Scott (69)
Wellington Scott
(99, 00, 01)
William Paul Scott (26)
Bernie Scruggs
(69, 70, 71)
Frank Seale (30, 31, 32)
Tom Searcy (72)
Larry Seiple (64, 65, 66)
Vince Semary (62, 63)

George Sengel
(42, 46, 47)
Wash Serini
(44, 45, 46, 47)
Jim Server
(15, 19, 20, 21)
Ed Settle (64)
Barry Settles (72 Mgr.)
Pat Settles (70 Mgr.)
Roscoe Severs (97, 98)
Doug Sexton (72)
Cary Shahid (67, 68, 69)
Arthur Shanklin
(17, 18, 19, 20)
Eugene Shanklin (33)
George Shanklin
(07, 08, 09, 10)
Hugh Shannon (44, 45)
Dick Shatto (53)
Fred Shaw (20 Mgr.)
Glenn Shaw (57, 58, 59)
Joe Shelby (08, 09)
F. M. Sheldon (05)
John Shelton (24)
Joe Shepherd
(37, 38, 39)
Bob Sherman (37)
Doug Shively (56, 57, 58)
J. Cleves Short (94, 95)
Mike Siganos (74, 75)
Clay Simpson (15, 16)
Elmore Simpson
(35, 36, 37)
Tommy Simpson
(60, 61, 62)
Ed Singleton (73, 74, 75)
Don Sinor (58, 59, 60)
Wendell Skaggs
(35, 36, 37)
George Skinner
(30, 31, 32)
D. D. Slade (97)
Steve Slates (75)
Paul Slaton (36 Mgr.)
Paul Sloan (57)
Calvin Smith (51)
D. P. Smith (92)
Ed Smith (63)
Frank Smith (24, 25, 26)
George Smith (14)
Giles Smith
(64, 65 Mgr.)
Jim Smith (70, 72 Mgr.)
Joe David Smith (64, 66)
S. J. Smith (98)
Ed Smolder (74, 75)
Frank Smotherman (47)
Dan Spanish (64, 65, 66)
W. A. Spanton (01, 02)
Howell Spears (11)
Larry Spears (38, 39, 40)
B. W. Spencer (02, 03)
Howell Spencer (01, 02)
H. A. Speyer (06)
Bill (Bud) Spicer (58)
Carey Spicer (28, 29, 30)
Tom Spickard (38, 39)
Paul Sponheimer (71, 73, 74)
C. P. St. John (03)
Jim Stacey (99)
Ed Stanko (64, 65)
Dick Steckler (59 Mgr.)
Ron Steele (73)
Sherman Steely (93)
Joe Stephan (69, 70, 71)

David Stephens (75)
Elmore Stephens (71, 73, 74)
E. A. Stephenson (23)
Gary Steward (60, 61, 62)
Rod Stewart (75)
Art Still (74, 75)
R. T. Stofer (08)
Richard C. Stoll (93, 94)
Earl Stone (06)
Neville Stone (06, 07)
B. E. W. Stout (08 Mgr.)
Leo Strange (53, 54, 55)
Charles L. Straus
(97, 98)
Jack Strother (32 Mgr.)
Joe Stuart (54)
Charles Sturgeon
(58, 59, 60)
George Summers (27)
G. Sumner (06)
John Sutak (44)
Jim Swart (64, 65, 66)
Earl Swindle (70, 71, 72)
Harvey Sword (71, 72, 73)
Joe Sydnor (37)

— T —

Bob Talamini
(57, 58, 59)
John Tatterson (72, 73, 74)
Harry Taylor (41, 42)
Jim Taylor (41 Mgr.)
N. S. Taylor (08)
Flanery Terrill (28)
Bill Thiesing (09)
Ben Thomas (72, 73, 74)
Hobart Thomas (44)
Smith Thomas (03)
J. J. Thompson (02)
Jim Thompson
(13, 14, 15)
Joe Thompson
(28, 29)
Mark Thompson (61)
Phil Thompson
(67, 68, 69)
W. T. Thompson (19, 20)
David Thornton (20)
Polk Threlkeld (09, 10)
Bill Tichenor (33)
Steve Tingle (69)
Talbot Todd (63, 64, 65)
Bill Tolston (75)
Louis Toth (28, 29, 30)
Fay Townes (15 Mgr.)
Bill Tracy (37)
Len Tracy (23, 24, 25)
Cliff Tribble (56, 57, 58)
Pete Triplett (42)
Dave Trosper (75)
Lee Truman (47, 48, 49)
Rich Tucci (63, 64, 65)
Jesse Tunstill (42, 45, 46)
Herschel Turner (61, 62, 63)
J. M. Turner (05)
James D. Turner
(94, 95, 98)
William Tuttle
(11, 12, 13, 14)

— U —

Harry Ulinski
(46, 47, 48, 49)

Cecil Urbaniak
(29, 30, 31)
Jim Urbaniak
(55, 56, 57)

— V —

Wendell Vance (49, 50)
Ben VanMeter
(93 Mgr., 94 Mgr.)
Dave Van Meter
(69, 70, 71)
Doug Van Meter (65, 66, 67)
Emanuel Van Meter
(24, 26, 27)
Jeff Van Note
(66, 67, 68)
Russell Vanzant
(23 Mgr.)
Charles Vaughn (59)
Pete Vires (37, 38)
John Vogt
(99, 00, 01, 02)

— W —

Beverly Waddell (26)
Jim Wadlington (35, 37)
Sheldon Wagner (33, 34)
Harry Wagner (32)
Bobby Walker
(54, 55, 56)
Charlie Bill Walker
(41, 42, 46)
H. L. Walker (07)
Harry Walker
(32, 33, 34)
W. G. Walker (17, 19)
Tom Walters (27, 28, 29)
Roger Walz (65, 66)
Bill Wannamaker
(48, 49, 50)
A. F. Ward (96)
Paul Ward (96)
Leo Warring (68, 69 Mgr.)
C. Wathen (21)
George C. (Possum)
Watkins (10, 11)
Cova Watson (21 Mgr.)
Rufus Weaver (93)
Clayton Webb
(48, 49, 50)
Dick Webb (07, 09, 10)
Al Weinman
(50 Mgr., 51 Mgr.)
John T. Welch (97)
David Weld (67)
Charles Wert (25, 26, 27)
E. C. Wayne (97, 98)
Bill Wheeler (53, 54, 55)
H. R. Whittinghill
(02 Mgr.)
R. T. Whittinghill (00)
Bill Wilburn (42)
Newell Wilder (31)
Ed Wiley (20)
Jim Wilhelm (17, 20)
Miles Wilard (51, 53)
Charles Williams
(40 Mgr.)
Delon Williams (11)
Fred Williams (74, 75)
Howard Williams
(28, 29, 30)

James Williams
(29 Mgr.)
John Williams (98)
Ken Williams (53)
W. C. Willim (98)
Emmett Willoughby
(38, 39, 40)
Cullen Wilson
(57, 58, 59)
James M. Wilson (06, 07)
W. B. Wilson (10)
Murray Wilson (06)
Dick Wilson
(98, 01 Mgr.)
S. E. Wilson (96)
Bob Windsor (65, 66)
Bob Winkel (74, 75)
Calvin Withrow
(64, 65, 66)
Bob Wixson, Jr.
(69, 70, 71)

Bob Wodtke (48)
Louis Wolf (66, 67, 68)
Rod Wolfe (69)
Clark Wood (40, 41, 42)
Hugh Wood
(00, 02, 03, 04)
Kenny Wood (67)
Jeff Woodcock (71, 72, 73)
Harold Wooddell (49, 50)
Greg Woods (73, 74, 75)
John Woods (93, 94, 95)
Harry Woodson
(11, 12, 13)
Jeff Woodcock (71, 72, 73)
Jerry Woolum
(60, 61, 62)
Floyd Wright (14)
Ralph Wright
(29, 30, 31)

Rich Wright (57, 58, 59)
Ed C. Wurtele (02)

— Y —

Leo Yarutis (42, 46, 47)
George Yates (29, 30, 31)
Roger Yost (44, 45)
Walter Young (60 Mgr.)
Walt Yowarsky
(48, 49, 50)

— Z —

Al Zampino (51, 53, 56)
Ben Zaranka
(47, 48, 49, 50)
George Zerfoss (19)
Karl Zerfoss (13, 14, 15)
Tom Zerfoss (13)
Tommy Zinn (41)
Dave Zoeller (38, 39, 40)

FRANK HAM, Assistant Director of Athletics



Frank Ham became Assistant Director of Athletics in July 1975 soon after Cliff Hagan succeeded Harry C. Lancaster as Director of Athletics.

A native of Scranton, Pa., Ham came to the University in 1969 as Administrative Assistant to football coach John Ray, and was reassigned to the Athletic Director's staff in 1972 when Ray resigned.

Ham graduated from high school at Niles, Mich., and completed his undergraduate work at Olivet College. He did graduate work at Indiana University and coached high school football and track at John Adams High in South Bend in 1944-46 and then returned to Olivet as athletic director and head football and basketball coach.

In 1962, he became assistant to the president at Olivet, with responsibilities in public and alumni relations. He was in private business from 1954 until 1968.

He is married to the former Rosemary Woods of Niles, Mich. They have two sons, Michael, 32, of Raleigh, N.C., and Craig, 29, a U.S. Army Captain, and two daughters, Mrs. Sue Ann Winchester of Cassopolis, Mich., and Jennifer, 19, a sophomore at UK.

Ham is a son of Mr. and Mrs. Albert B. Ham of Edwardsburg, Michigan.

WILDCATS' RECORD AGAINST ALL OPPONENTS

| Opponent | First Meeting | Last Meeting | Won | Lost | Tied |
|----------------------|---------------|--------------|-----|------|------|
| Alabama | 1917 | 1973 | 1 | 26 | 1 |
| All-Kentucky | 1900 | 1900 | 0 | 1 | 0 |
| Alumni | 1899 | 1899 | 1 | 0 | 0 |
| Auburn | 1934 | 1975 | 5 | 16 | 1 |
| Avondale A. C. | 1900 | 1901 | 0 | 2 | 0 |
| Baldwin-Wallace | 1940 | 1940 | 1 | 0 | 0 |
| Baylor | 1963 | 1964 | 1 | 1 | 0 |
| Berea College | 1903 | 1909 | 5 | 0 | 0 |
| Bethany | 1904 | 1904 | 1 | 0 | 0 |
| Boston College | 1937 | 1937 | 0 | 1 | 0 |
| Butler College | 1913 | 1917 | 4 | 0 | 0 |
| Carson-Newman | 1928 | 1929 | 2 | 0 | 0 |
| Catlettsburg A.C. | 1896 | 1905 | 1 | 1 | 0 |
| Central U. | 1892 | 1911 | 3 | 10 | 1 |
| Centre | 1891 | 1929 | 12 | 18 | 1 |
| Chicago | 1925 | 1925 | 0 | 1 | 0 |
| Cincinnati | 1894 | 1952 | 17 | 7 | 2 |
| Cincinnati YMCA | 1893 | 1893 | 2 | 0 | 0 |
| Citadel, The | 1949 | 1949 | 1 | 0 | 0 |
| Clemson | 1925 | 1971 | 6 | 1 | 0 |
| Co. H. of 8th Mass. | 1898 | 1898 | 1 | 0 | 0 |
| Cumberland U. | 1905 | 1905 | 1 | 0 | 0 |
| Cynthiana | 1903 | 1905 | 2 | 0 | 0 |
| Dayton | 1950 | 1950 | 1 | 0 | 0 |
| DePauw | 1895 | 1895 | 0 | 1 | 0 |
| Detroit | 1959 | 1964 | 4 | 0 | 0 |
| Duke | 1930 | 1933 | 0 | 4 | 0 |
| Earlham | 1913 | 1915 | 3 | 0 | 0 |
| Eminence A. C. | 1906 | 1906 | 1 | 0 | 0 |
| Evansville | 1947 | 1947 | 1 | 0 | 0 |
| Florida | 1917 | 1975 | 13 | 13 | 0 |
| Florida State | 1960 | 1965 | 3 | 1 | 1 |
| Frankfort A. C. | 1895 | 1895 | 1 | 0 | 0 |
| Georgetown | 1891 | 1924 | 22 | 1 | 0 |
| George Washington | 1940 | 1951 | 3 | 0 | 0 |
| Georgia | 1939 | 1975 | 6 | 21 | 2 |
| Georgia Tech | 1923 | 1960 | 7 | 11 | 1 |
| Hanover | 1907 | 1912 | 2 | 0 | 0 |
| Hawaii | 1958 | 1958 | 1 | 0 | 0 |
| Houston | 1965 | 1966 | 0 | 2 | 0 |
| Illinois | 1909 | 1913 | 1 | 1 | 0 |
| Indiana | 1893 | 1974 | 3 | 9 | 1 |
| 160th Indiana | 1898 | 1898 | 1 | 0 | 0 |
| Jeffersonville A. C. | 1894 | 1894 | 1 | 0 | 0 |
| Kansas | 1975 | 1975 | 0 | 1 | 0 |
| Kansas State | 1961 | 1970 | 2 | 0 | 0 |
| Kentucky Wesleyan | 1897 | 1927 | 5 | 1 | 0 |
| K. M. I. | 1903 | 1906 | 4 | 0 | 0 |
| Lexington A. C. | 1895 | 1896 | 0 | 1 | 0 |
| Lexington H. S. | 1911 | 1911 | 1 | 0 | 0 |
| Louisiana State | 1949 | 1975 | 6 | 19 | 1 |
| Louisville | 1912 | 1924 | 6 | 0 | 0 |

| | | | | | |
|---------------------------------|------|------|----|----|---|
| Louisville A. C. | 1892 | 1898 | 3 | 1 | 0 |
| Louisville YMCA | 1900 | 1902 | 2 | 2 | 0 |
| Manhattan | 1936 | 1937 | 1 | 1 | 0 |
| Manual H. S. | 1907 | 1907 | 1 | 0 | 0 |
| Marietta | 1903 | 1906 | 1 | 1 | 0 |
| Marquette | 1945 | 1948 | 2 | 1 | 0 |
| Marshall College | 1905 | 1960 | 6 | 0 | 0 |
| Maryland | 1931 | 1975 | 1 | 1 | 2 |
| Maryville | 1907 | 1938 | 19 | 0 | 1 |
| Memphis State | 1953 | 1957 | 4 | 0 | 0 |
| Miami (Fla.) | 1948 | 1963 | 5 | 3 | 0 |
| Miami (Ohio) | 1894 | 1974 | 5 | 3 | 1 |
| Michigan | 1908 | 1908 | 0 | 1 | 0 |
| Michigan State | 1944 | 1947 | 2 | 2 | 0 |
| Mississippi | 1944 | 1971 | 8 | 19 | 1 |
| Mississippi Southern | 1949 | 1949 | 1 | 0 | 0 |
| *Mississippi State | 1914 | 1972 | 8 | 5 | 0 |
| Missouri | 1965 | 1968 | 2 | 0 | 0 |
| Mooney School | 1902 | 1902 | 0 | 1 | 0 |
| Morris-Harvey | 1907 | 1911 | 2 | 0 | 0 |
| Nashville U. | 1902 | 1902 | 0 | 1 | 0 |
| Newcastle A.C. | 1898 | 1898 | 1 | 0 | 0 |
| North Carolina | 1910 | 1972 | 2 | 4 | 0 |
| North Carolina State | 1909 | 1970 | 1 | 1 | 0 |
| North Dakota | 1950 | 1950 | 1 | 0 | 0 |
| N. Texas State | 1950 | 1950 | 1 | 0 | 0 |
| Northwestern | 1928 | 1928 | 0 | 1 | 0 |
| Oglethorpe | 1938 | 1939 | 2 | 0 | 0 |
| Ohio Northern | 1913 | 1913 | 1 | 0 | 0 |
| Ohio State | 1895 | 1935 | 0 | 3 | 0 |
| Ohio University | 1910 | 1971 | 1 | 1 | 0 |
| Oklahoma | 1951 | 1951 | 1 | 0 | 0 |
| Oregon State | 1968 | 1968 | 1 | 0 | 0 |
| Paris A. C. | 1904 | 1904 | 1 | 0 | 0 |
| Penn State | 1975 | 1975 | 0 | 1 | 0 |
| Purdue | 1895 | 1915 | 1 | 2 | 0 |
| Q. & C. RR | 1902 | 1902 | 1 | 0 | 0 |
| Rice | 1953 | 1955 | 2 | 0 | 0 |
| Rose Poly | 1908 | 1909 | 2 | 0 | 0 |
| St. Mary's College | 1909 | 1909 | 1 | 0 | 0 |
| St. Louis U. | 1905 | 1910 | 0 | 2 | 0 |
| Santa Clara | 1950 | 1950 | 0 | 1 | 0 |
| Sewanee | 1908 | 1933 | 7 | 3 | 3 |
| Southwestern Presbyterian | 1920 | 1920 | 1 | 0 | 0 |
| South Carolina | 1937 | 1937 | 1 | 0 | 0 |
| Southern Methodist | 1949 | 1949 | 0 | 1 | 0 |
| Southwestern | 1934 | 1941 | 3 | 0 | 0 |
| Tennessee | 1893 | 1975 | 19 | 43 | 9 |
| Tennessee Tech | 1951 | 1951 | 1 | 0 | 0 |
| Texas | 1951 | 1951 | 0 | 1 | 0 |
| Texas A & M | 1952 | 1953 | 1 | 1 | 0 |
| Texas Christian | 1952 | 1952 | 1 | 0 | 0 |
| **Transylvania | 1881 | 1911 | 15 | 5 | 1 |
| Tulane | 1910 | 1975 | 6 | 5 | 0 |
| Utah State | 1970 | 1970 | 0 | 1 | 0 |
| Vanderbilt | 1896 | 1975 | 17 | 27 | 4 |
| Villanova | 1947 | 1972 | 7 | 1 | 1 |

| | | | | | |
|---------------------------------------|------|------|-----|-----|----|
| Virginia | 1930 | 1930 | 1 | 0 | 0 |
| V. M. I. | 1892 | 1944 | 12 | 4 | 0 |
| Virginia Tech | 1926 | 1975 | 8 | 3 | 2 |
| Washington & Lee | 1899 | 1942 | 11 | 7 | 2 |
| West Virginia | 1905 | 1974 | 9 | 6 | 1 |
| West Virginia Wesleyan | 1924 | 1924 | 0 | 1 | 0 |
| Wilmington | 1913 | 1914 | 2 | 0 | 0 |
| Winchester A. C. | 1907 | 1907 | 1 | 0 | 0 |
| Xavier (Ohio) | 1903 | 1962 | 18 | 2 | 0 |
| YMI of Cincinnati | 1912 | 1912 | 1 | 0 | 0 |
| TOTAL 759 GAMES (118 Opponents) | | | 398 | 341 | 40 |

*Record includes four games (2-2) with Mississippi A & M, which later became known as Mississippi State.

**Record includes 19 games (13-5-1) with Kentucky University, which became known as Transylvania in 1909, and two games (1-1) with Transylvania.



Ray Carr with Salesman's Club Defensive Back of the Year Award.

**SCORES AGAINST ALL FOES
UK RECORD IN PARENTHESES**

| | | | | | |
|--------------------------------|-------|-----------------------------------|-------|--------------------------------------|-------|
| Alabama (1-26-1) | | 1959 | 0-33 | 1913 | 21- 7 |
| | | 1960 | 7-10 | 1915 | 33- 0 |
| 1917 | 0-27 | 1961 | 14-12 | 1916 | 39- 3 |
| 1922 | 6- 0 | 1962 | 6-16 | 1917 | 33- 0 |
| 1923 | 8-16 | 1963 | 13-14 | | |
| 1924 | 7-42 | 1964 | 20- 0 | Carson-Newman (2-0-0) | |
| 1925 | 0-31 | 1965 | 18-23 | | |
| 1926 | 0-14 | 1966 | 17- 7 | 1928 | 61- 0 |
| 1927 | 6-21 | 1967 | 7-48 | 1929 | 58- 0 |
| 1928 | 0-14 | 1968 | 7-26 | | |
| 1929 | 13-24 | 1969 | 3-44 | Catlettsburg A. C. (1-1-0) | |
| 1930 | 0-19 | 1970 | 15-33 | | |
| 1931 | 7- 9 | 1971 | 6-38 | 1896 | 4- 6 |
| 1932 | 7-12 | 1974 | 13-31 | 1905 | 23- 0 |
| 1933 | 0-20 | 1975 | 9-15 | | |
| 1934 | 14-34 | | | | |
| 1935 | 0-13 | Avondale A. C. (0-2-0) | | Central (4-10-1) | |
| 1936 | 0-14 | | | | |
| 1937 | 0-41 | 1900 | 5-11 | 1892 | 6- 8 |
| 1938 | 6-26 | 1901 | 6-17 | 1892 | 4- 8 |
| 1939 | 7- 7 | | | 1892 | 6-10 |
| 1940 | 0-25 | Baldwin-Wallace (1-0-0) | | 1893 | 36-48 |
| 1941 | 0-30 | | | 1894 | 38-10 |
| 1942 | 0-14 | 1940 | 59- 7 | 1896 | 62- 0 |
| 1944 | 0-41 | | | 1897 | 0-18 |
| 1945 | 19-60 | Baylor (1-1-0) | | 1899 | 0- 5 |
| 1946 | 7-21 | | | 1900 | 0- 6 |
| 1947 | 0-13 | | | 1900 | 0-11 |
| 1972 | 0-35 | 1963 | 19- 7 | 1901 | 0- 5 |
| 1973 | 14-28 | 1964 | 15-17 | 1902 | 0-15 |
| | | | | 1904 | 40- 0 |
| All-Kentucky (0-1-0) | | Berea (5-0-0) | | 1904 | 81- 0 |
| | | | | 1905 | 11-11 |
| 1900 | 0- 5 | 1903 | 17- 0 | | |
| | | 1904 | 42- 0 | Centre (11-18-1) | |
| Alumni (1-0-0) | | 1905 | 46- 0 | | |
| | | 1908 | 17- 0 | 1891 | 0-10 |
| 1899 | 6- 5 | 1909 | 28- 0 | 1893 | 4- 6 |
| | | | | 1894 | 0-67 |
| Auburn (5-16-1) | | Bethany (1-0-0) | | 1895 | 6- 0 |
| | | | | 1895 | 0-16 |
| 1934 | 9- 0 | 1904 | 6- 0 | 1896 | 0-32 |
| 1935 | 0-23 | | | 1896 | 0-44 |
| 1954 | 21-14 | Boston College (0-1-0) | | 1897 | 0-36 |
| 1955 | 14-14 | | | 1898 | 6- 0 |
| 1956 | 0-13 | 1937 | 0-13 | 1899 | 11-11 |
| 1957 | 0- 6 | | | 1900 | 0- 5 |
| 1958 | 0- 8 | Butler (4-0-0) | | 1906 | 6-12 |
| | | | | 1907 | 11- 0 |

1908 40- 0
 1909 15- 6
 1910 6-12
 1911 8- 5
 1916 68- 0
 1917 0- 3
 1918 canceled
 1919 0-56
 1920 0-49
 1921 0-55
 1922 3-27
 1923 0-10
 1924 0- 7
 1925 16- 0
 1926 0- 7
 1927 53- 0
 1928 8- 0
 1929 33- 0

Chicago
 (0-1-0)

1925 0- 9

Cincinnati YMCA
 (2-0-0)

1893 14- 4
 1912 (YMI) 56- 0

Cincinnati
 (17-7-2)

1894 4-32
 1900 6-20
 1901 0- 0
 1901 16- 0
 1902 6- 6
 1904 0-11
 1911 0- 6
 1912 19-13
 1913 27- 7
 1914 7-14
 1915 27- 6
 1916 32- 0
 1917 0- 7
 1920 7- 6
 1922 15- 0
 1923 14- 0
 1933 3- 0
 1934 27- 0
 1945 13- 7
 1945 7-16
 1946 26- 7

1947 20- 0
 1948 28- 7
 1949 14- 7
 1950 41- 7
 1952 14- 6

The Citadel
 (1-0-0)

1949 44-0

Clemson
 (6-1-0)

1925 19- 6
 1929 44- 6
 1934 7- 0
 1936 7- 6
 1938 0-14
 1952 27-14
 1971 13-10

Co. H of 8th Mass.
 (1-0-0)

1898 59- 0

Cumberland
 (1-0-0)

1905 12- 0

Cynthiana
 (2-0-0)

1903 39- 0
 1905 52- 0

Dayton
 (1-0-0)

1950 40- 0

DePauw
 (0-1-0)

1895 0-18

Detroit
 (4-0-0)

1959 32- 7
 1962 27- 8
 1963 35-18
 1964 13- 6

Duke
 (0-4-0)

1930 7-14
 1931 0- 7
 1932 0-13
 1933 7-14

Earlham
 (3-0-0)

1913 28-10
 1914 81- 3
 1915 54-13

Eminence A. C.
 (1-0-0)

1906 48- 0

Evansville
 (1-0-0)

1947 36- 0

Florida
 (13-13-0)

1917 52- 0
 1926 18-13
 1927 6-27
 1931 7- 2
 1935 15- 6
 1936 7- 0
 1937 0- 6
 1948 34-15
 1949 35- 0
 1950 40- 6
 1951 14- 6
 1952 0-27
 1953 26-13
 1954 7-21
 1955 10- 7
 1956 17- 8
 1957 7-14
 1967 12-28
 1968 14-16
 1969 6-31
 1970 13-24
 1971 24-35
 1972 0-40
 1973 18-20
 1974 41-24
 1975 7-48

Florida State
 (3-1-1)

1960 23- 0
 1961 20- 0

1962 0- 0
1964 6-48
1965 26-24

Frankfort A. C.
(1-0-0)

1895 10- 0

Georgetown (Ky.)
(22-1-0)

1891 8- 2
1893 86- 0
1894 40- 6
1895 0-10
1896 16- 0
1897 20- 4
1898 28- 0
1899 34- 0
1900 12- 0
1902 28- 0
1903 51- 0
1904 35- 0
1906 19- 0
1907 38- 0
1909 22- 6
1910 37- 0
1911 18- 0
1918 21- 3
1919 12- 0
1921 33- 0
1922 40- 6
1923 35- 0
1924 42- 0

George Washington
(3-0-0)

1940 24- 0
1942 27- 6
1951 47-13

Georgia
(6-21-2)

1939 13- 6
1940 7- 7
1942 6- 7
1944 12-13
1945 6-48
1946 13-28
1947 26- 0
1948 12-35

1949 25- 0
1956 14- 7
1957 14-33
1958 0-28
1959 7-14
1960 13-17
1961 15-16
1962 7- 7
1963 14-17
1964 7-21
1965 28-10
1966 15-27
1967 7-31
1968 14-35
1969 0-30
1970 3-19
1971 0-34
1972 7-13
1973 12- 7
1974 20-24
1975 13-21

Georgia Tech
(7-11-1)

1923 3- 3
1932 12- 6
1933 7- 6
1935 25- 6
1936 0-34
1937 0-32
1938 18-19
1939 6-13
1940 26- 7
1941 13-20
1942 7-47
1950 28-14
1951 7-13
1954 13- 6
1956 6-14
1957 0-13
1958 13- 0
1959 12-14
1960 13-23

Hanover
(2-0-0)

1907 40- 0
1912 64- 0

Hawaii
(1-0-0)

1958 51- 0

Houston
(0-2-0)

1965 21-38
1966 18-56

Illinois
(1-1-0)

1909 6- 2
1913 0-21

Indiana
(3-9-1)

1893 24-24
1904 12- 0
1905 0-29
1918 24- 7
1919 0-24
1926 6-14
1927 0-21
1967 10-12
1969 30-58
1971 8-26
1972 34-35
1973 3-17
1974 28-22

160th Indiana
(1-0-0)

1898 17- 0

Jeffersonville A. C.
(1-0-0)

1894 64- 0

Kansas
(0-1-0)

1975 10-14

Kansas State
(2-0-0)

1961 21- 8
1970 16- 3

Kentucky Wesleyan
(5-1-0)

1897 0- 4
1907 17- 0
1909 18- 0
1910 42- 0
1921 68- 0
1927 13- 7

| | | | | |
|---|-------|--------------------------------------|------|-------|
| Kentucky Military (4-0-0) | 1924 | 29- 0 | 1956 | 14- 0 |
| 1903 | 18- 0 | | 1975 | 10-10 |
| 1904 | 11- 0 | Louisville A. C. (3-1-0) | | |
| 1905 | 12- 4 | 1892 | | |
| 1906 | 16-11 | 1895 | | |
| | | 1896 | | |
| Lexington A. C. (0-1-0) | | 1898 | | |
| 1896 | 0-10 | | | |
| | | Louisville YMCA (2-2-0) | | |
| Lexington High School (1-0-0) | | 1900 | | |
| 1911 | 17- 0 | 1900 | | |
| | | 1901 | | |
| | | 1902 | | |
| L.S.U. (6-19-1) | | | | |
| 1949 | 19- 0 | Manhattan (1-1-0) | | |
| 1950 | 14- 0 | 1936 | | |
| 1952 | 7-34 | 1937 | | |
| 1953 | 6- 6 | | | |
| 1954 | 7- 6 | Manual High School (1-0-0) | | |
| 1955 | 7-19 | 1907 | | |
| 1956 | 14- 0 | | | |
| 1957 | 0-21 | | | |
| 1958 | 7-32 | Marietta (1-1-0) | | |
| 1959 | 0- 9 | 1903 | | |
| 1960 | 3- 0 | 1906 | | |
| 1961 | 14-24 | | | |
| 1962 | 0- 7 | Marquette (2-1-0) | | |
| 1963 | 7-28 | 1945 | | |
| 1964 | 7-27 | 1946 | | |
| 1965 | 21-31 | 1948 | | |
| 1966 | 0-30 | | | |
| 1967 | 7-30 | Marshall (6-0-0) | | |
| 1968 | 3-13 | 1905 | | |
| 1969 | 10-37 | 1912 | | |
| 1970 | 7-14 | 1921 | | |
| 1971 | 13-17 | 1922 | | |
| 1972 | 0-10 | 1923 | | |
| 1973 | 21-28 | 1960 | | |
| 1974 | 20-13 | | | |
| 1975 | 14-17 | | | |
| | | Maryland (1-1-2) | | |
| Louisville (6-0-0) | | 1931 | | |
| 1912 | 41- 0 | 1954 | | |
| 1913 | 20- 0 | | | |
| 1914 | 42- 0 | | | |
| 1915 | 15- 0 | | | |
| 1922 | 73- 0 | | | |
| | | Maryville (19-0-1) | | |
| | | 1907 | | |
| | | 1908 | | |
| | | 1910 | | |
| | | 1911 | | |
| | | 1912 | | |
| | | 1914 | | |
| | | 1917 | | |
| | | 1920 | | |
| | | 1923 | | |
| | | 1925 | | |
| | | 1926 | | |
| | | 1927 | | |
| | | 1929 | | |
| | | 1930 | | |
| | | 1931 | | |
| | | 1933 | | |
| | | 1934 | | |
| | | 1935 | | |
| | | 1936 | | |
| | | 1938 | | |
| | | Memphis State (4-0-0) | | |
| | | 1953 | | |
| | | 1954 | | |
| | | 1955 | | |
| | | 1957 | | |
| | | Miami (Fla.) (5-3-0) | | |
| | | 1948 | | |
| | | 1949 | | |
| | | 1951 | | |
| | | 1952 | | |
| | | 1959 | | |
| | | 1961 | | |
| | | 1962 | | |
| | | 1963 | | |
| | | Miami (O.) (5-3-1) | | |
| | | 1894 | | |
| | | 1899 | | |
| | | 1902 | | |
| | | 1903 | | |
| | | 1911 | | |

1912 8-13
1917 0- 0
1920 0-14
1974 10-14

Michigan
(0-1-0)

1908 0-62

Michigan State
(2-2-0)

1944 0- 2
1945 6- 7
1946 39-14
1947 7- 6

Mississippi
(8-19-1)

1944 27- 7
1945 7-21
1946 20- 7
1947 7-14
1948 7-20
1949 47- 0
1950 27- 0
1951 17-21
1952 13-13
1953 6-22
1954 9-28
1955 21-14
1956 7-37
1957 0-15
1958 6-27
1959 0-16
1960 6-21
1961 6-20
1962 0-14
1963 7-31
1964 27-21
1965 16- 7
1966 0-17
1967 13-26
1968 14-30
1969 10- 9
1970 17-20
1971 20-34

Mississippi Southern
(1-0-0)

1949 71- 7

Mississippi State
(8-5-0)

1914 19-13
1915 0-12
1916 13- 3
1917 0-14
1944 0-26
1950 48-21
1951 27- 0
1952 14-27
1953 32-13
1955 14-20
1958 33-12
1972 17-13
1973 42-14

Missouri
(2-0-0)

1965 7- 0
1968 12- 6

Mooney School
(0-1-0)

1902 0-23

Morris Harvey
(2-0-0)

1907 29- 0
1911 12- 0

Nashville U.
(0-1-0)

1902 0-11

North Carolina St.
(1-1-0)

1909 6-15
1970 27- 2

Newcastle A.C.
(1-0-0)

1898 36- 0

North Carolina
(2-4-0)

1910 11- 0
1934 0- 6
1966 10- 0

1970 10-20
1972 20-31
1973 10-16

North Dakota
(1-0-0)

1950 83- 0

North Texas St.
(1-0-0)

1950 25- 0

Northwestern
(0-1-0)

1928 0- 7

Oglethorpe
(2-0-0)

1938 66- 0
1939 58- 0

Ohio Northern
(1-0-0)

1913 21- 0

Ohio State
(0-3-0)

1895 6- 8
1919 0-49
1935 6-19

Ohio University
(1-1-0)

1910 12- 0
1971 6-35

Oklahoma
(1-0-0)

1951 (S.B.) 13- 7

Oregon State
(1-0-0)

1968 35-34

Paris A.C.
(1-0-0)

1904 28- 0

Penn State
(0-1-0)

1975 3-10

Purdue
(1-2-0)

1895 0-32

1914 6-40

1915 7- 0

Q. & C.R.R. (Lex.)
(1-0-0)

1902 22- 0

Rice
(2-0-0)

1953 19-13

1955 20-16

Rose Poly
(2-0-0)

1908 12- 0

1909 43- 0

St. Mary's
(1-0-0)

1909 29- 0

St. Louis
(0-2-0)

1905 0-82

1910 0- 9

Santa Clara
(0-1-0)

1950 (O.B.) 13-21

Sewanee
(7-3-3)

1908 0-12

1915 7- 7

1916 0- 0

1917 0- 7

1919 6- 0

1920 6- 6

1921 0- 6

1922 7- 0

1924 7- 0

1925 14- 0

1930 37- 0

1932 18- 0

1933 7- 0

SPU (Southwestern)
(3-0-0)

1920 62- 0

1934 33- 0

1941 33-19

South Carolina
(1-0-0)

1937 27- 7

S.M.U.
(0-1-0)

1949 7-20

Tennessee
(19-43-9)

1893 56- 0

1899 0-12

1901 0- 5

1906 21- 0

1907 0- 0

1908 0- 7

1909 17- 0

1910 10- 0

1911 12- 0

1912 13- 6

1913 7-13

1914 6-23

1915 6- 0

1916 0- 0

1919 13- 0

1920 7-14

1921 0- 0

1922 7-14

1923 0-18

1924 27- 6

1925 23-20

1926 0- 6

1927 0-20

1928 0- 0

1929 6- 6

1930 0- 8

1931 6- 6

1932 0-26

1933 0-27

1934 0-19

1935 27- 0

1936 6- 7

1937 0-13

1938 0-46

1939 0-19

1940 0-33

1941 7-20

1942 0-26

1944 13-26

1944 7-21

1945 0-14

1946 0- 7

1947 6-13

1948 0- 0

1949 0- 6

1950 0- 7

1951 0-28

1952 14-14

1953 27-21

1954 14-13

1955 23- 0

1956 7-20

1957 20- 6

1958 6- 2

1959 20- 0

1960 10-10

1961 16-26

1962 12-10

1963 0-19

1964 12- 7

1965 3-19

1966 19-28

1967 7-17

1968 7-24

1969 26-31

1970 0-45

1971 7-21

1972 7-17

1973 14-16

1974 7-24

1975 13-17

Tennessee Tech
(1-0-0)

1951 72-13

Texas
(0-1-0)

1951 6- 7

Texas A&M
(1-1-0)

1952 10- 7

1953 6- 7

| T.C.U. (1-0-0) | | Vanderbilt (17-27-4) | | Villanova (7-1-1) | |
|---|--------|--------------------------------|-------|-----------------------------|-------|
| 1952 (C. Bowl) | 20- 7 | 1896 | 0- 6 | 1947 (G. L. Bowl) | 24-14 |
| Kentucky U. & Transylvania (15-5-1) | | 1897 | 0-50 | 1948 | 13-13 |
| 1881 | 7½- 1 | 1901 | 0-22 | 1950 | 34- 7 |
| 1881 | 1- 2 | 1906 | 0-28 | 1951 | 35-13 |
| 1881 | 2¼- 3¾ | 1907 | 0-40 | 1952 | 6-25 |
| 1891 | called | 1911 | 0-18 | 1953 | 19- 0 |
| 1892 | 0- 0 | 1916 | 0-45 | 1954 | 28- 3 |
| 1892 | 10- 4 | 1917 | 0- 5 | 1955 | 28- 0 |
| 1893 | 28- 0 | 1918 | 0-33 | 1972 | 25- 7 |
| 1893 | 38-28 | 1919 | 0- 0 | | |
| 1894 | 44- 0 | 1920 | 0-20 | Virginia | |
| 1895 | 26- 0 | 1921 | 14-21 | (1-0-0) | |
| 1896 | 36- 6 | 1922 | 0- 9 | 1930 | 47- 0 |
| 1897 | 8- 6 | 1927 | 6-34 | | |
| 1898 | 18- 0 | 1928 | 7-14 | V.M.I. | |
| 1899 | 23- 6 | 1937 | 0-12 | (12-4-0) | |
| 1900 | 12- 0 | 1938 | 7-14 | 1892 | 0-34 |
| 1901 | 0-27 | 1939 | 21-13 | 1912 | 2- 3 |
| 1902 | 5- 6 | 1940 | 7- 7 | 1921 | 14- 7 |
| 1903 | 0-17 | 1941 | 15-39 | 1924 | 3-10 |
| 1904 | 21- 4 | 1942 | 6- 7 | 1925 | 7- 0 |
| 1907 | 5- 0 | 1945 | 6-19 | 1926 | 9-10 |
| (KU Becomes Transylvania) | | 1946 | 10- 7 | 1927 | 25- 0 |
| 1909 | 77- 0 | 1947 | 14- 0 | 1928 | 18- 6 |
| 1911 | 5- 0 | 1948 | 7-26 | 1929 | 23-12 |
| Tulane (6-5-0) | | 1953 | 40-14 | 1930 | 26- 0 |
| 1910 | 10- 3 | 1954 | 19- 7 | 1931 | 20-12 |
| 1932 | 3- 6 | 1955 | 0-34 | 1932 | 23- 0 |
| 1933 | 0-34 | 1956 | 7- 6 | 1933 | 21- 6 |
| 1934 | 7-20 | 1957 | 7-12 | 1936 | 38- 0 |
| 1935 | 13-20 | 1958 | 0- 0 | 1939 | 21- 0 |
| 1951 | 37- 0 | 1959 | 6-11 | 1944 | 26- 2 |
| 1952 | 27- 6 | 1960 | 27- 0 | | |
| 1972 | 7-18 | 1961 | 16- 3 | V.P.I. | |
| 1973 | 34- 7 | 1962 | 7- 0 | (8-3-2) | |
| 1974 | 30- 7 | 1963 | 0- 0 | 1926 | 13-13 |
| 1975 | 23-10 | 1964 | 22-21 | 1931 | 20- 6 |
| Utah State (0-1-0) | | 1965 | 34- 0 | 1932 | 0- 7 |
| 1970 | 6-35 | 1966 | 14-10 | 1941 | 37-14 |
| | | 1967 | 12- 7 | 1942 | 21-21 |
| | | 1968 | 0- 6 | 1963 | 33-14 |
| | | 1969 | 6-42 | 1966 | 0- 7 |
| | | 1970 | 17-18 | 1967 | 14-24 |
| | | 1971 | 14- 7 | 1969 | 7- 6 |
| | | 1972 | 14-13 | 1971 | 33-27 |
| | | 1973 | 27-17 | 1973 | 31-26 |
| | | 1974 | 38-12 | 1974 | 38- 7 |
| | | 1975 | 3-13 | 1975 | 27- 8 |

Washington & Lee

(11-7-2)

| | |
|------|-------|
| 1899 | 0- 0 |
| 1899 | 6- 0 |
| 1923 | 6- 6 |
| 1924 | 7-10 |
| 1925 | 0-25 |
| 1926 | 13-14 |
| 1927 | 0-25 |
| 1928 | 6- 0 |
| 1929 | 20- 6 |
| 1930 | 33-14 |
| 1931 | 45- 0 |
| 1932 | 53- 7 |
| 1933 | 0- 7 |
| 1934 | 0- 7 |
| 1936 | 39- 7 |
| 1937 | 41- 6 |
| 1938 | 0- 8 |
| 1940 | 47-12 |
| 1941 | 7- 0 |
| 1942 | 53- 0 |

West Virginia

(9-6-1)

| | |
|------|-------|
| 1905 | 0-45 |
| 1939 | 13- 6 |
| 1940 | 7- 9 |
| 1941 | 18- 6 |
| 1942 | 0- 7 |
| 1944 | 40- 9 |
| 1945 | 19- 6 |
| 1946 | 13- 0 |
| 1947 | 15- 6 |
| 1964 | 21-26 |
| 1965 | 28- 8 |
| 1966 | 14-14 |
| 1967 | 22- 7 |
| 1968 | 35-16 |
| 1969 | 6- 7 |
| 1974 | 3-16 |

W. Va. Wesleyan

(0-1-0)

| | |
|------|------|
| 1924 | 7-24 |
|------|------|

Wilmington

(2-0-0)

| | |
|------|-------|
| 1913 | 33- 0 |
| 1914 | 87- 0 |

Winchester A.C.

(1-0-0)

| | |
|------|------|
| 1907 | 6- 0 |
|------|------|

Xavier (O.)

(18-2-0)

| | |
|------|-------|
| 1903 | 21- 0 |
| 1935 | 21- 7 |
| 1936 | 21- 0 |
| 1937 | 6- 0 |
| 1938 | 7-26 |
| 1939 | 21- 0 |
| 1940 | 13- 0 |
| 1941 | 21- 6 |
| 1942 | 35-19 |
| 1946 | 70- 0 |
| 1947 | 20- 7 |
| 1948 | 48- 7 |
| 1949 | 21- 7 |
| 1956 | 33- 0 |
| 1957 | 27- 0 |
| 1958 | 20- 6 |
| 1959 | 41- 0 |
| 1960 | 49- 0 |
| 1961 | 9- 0 |
| 1962 | 9-14 |

U. OF K. ALL-TIME FOOTBALL RECORD

(79 Seasons—Won 396, Lost 334, Tied 39—.542 Percent)

| Date | Team—Site | Ky.Op. | Date | Team—Site | Ky.Op. |
|---|-----------------------------|-------------|--------------------------------------|-----------------------------|--------|
| 1881—Won 1, Lost 2. | | | 1894—Won 5, Lost 2. | | |
| COACH: | | | COACH: W.P. Finney | | |
| CAPT.: (The Lexington Press reported, "The A&M boys were commanded by Capt. Irvine.") | | | CAPT.: George Carey | | |
| Nov. 12 | Kentucky U., KU | 7 1/4 1 | Sept. 22 | Cincinnati U., Cincinnati | 4 32 |
| Nov. 19 | Kentucky U., A&M | 1 2 | Oct. 6 | Georgetown, Lexington | 40 6 |
| Dec. 3 | Kentucky U., KU | 2 1/4 3 3/4 | Oct. 13 | Miami (Ohio), Lexington | 28 6 |
| (Kentucky University is not to be confused with the present day University of Kentucky. U. of K., known in those early days as A&M College, was separated from K.U. in 1878. Transylvania College of Lexington evolved from old K.U. while A&M became Univ. of Ky. During the process, U. of K. carried successive titles of A&M College, Kentucky State College and State University of Kentucky. See footnote A for explanation of scoring in early games.) | | | Oct. 20 | Jeffersonville A.C., Lex. | 64 0 |
| | | | Nov. 10 | Kentucky U., KSC | 44 0 |
| | | | Nov. 17 | Centre College, Lexington | 0 67 |
| | | | Nov. 29 | Central U., Lexington | 38 10 |
| | | | (Kentucky Intercollegiate Champions) | | |
| | | | 1895—Won 4, Lost 5. | | |
| | | | COACH: Charles Mason | | |
| | | | CAPT.: Smith Alford | | |
| | | | Oct. 5 | Frankfort A.C., Frankfort | 10 0 |
| | | | Oct. 12 | Purdue, Lafayette | 0 32 |
| | | | Oct. 14 | DePauw, Greencastle | 0 18 |
| | | | Oct. 19 | Centre College, Danville | 6 0 |
| | | | Oct. 26 | Georgetown, Georgetown | 0 10 |
| | | | Nov. 3 | Kentucky U., KU | 26 0 |
| | | | Nov. 15 | Ohio State, Lexington | 6 8 |
| | | | Nov. 23 | Louisville A.C., Lexington | 16 10 |
| | | | Nov. 28 | Centre College, Lexington | 0 16 |
| 1882-1890—No record of competition | | | 1896—Won 3, Lost 6. | | |
| | | | COACH: Dudley Short | | |
| | | | CAPT.: Walter Duncan | | |
| | | | Oct. 3 | Lexington A.C., Lexington | 0 10 |
| | | | Oct. 10 | Vanderbilt, Nashville | 0 6 |
| | | | Oct. 17 | Catlettsburg A.C., C'burg | 4 6 |
| | | | Oct. 24 | Kentucky U., KSC | 36 6 |
| | | | Oct. 31 | Centre College, Danville | 0 32 |
| | | | Nov. 7 | Central U., Lexington | 62 0 |
| | | | Nov. 14 | Centre College, Lexington | 0 44 |
| | | | Nov. 21 | Georgetown, Georgetown | 16 0 |
| | | | Nov. 26 | Louisville A.C., Louisville | 4 30 |
| | | | 1897—Won 2, Lost 4. | | |
| | | | COACH: Lyman B. Eaton | | |
| | | | CAPT.: Roscoe Severs | | |
| | | | Oct. 2 | Kentucky U., Lexington | 8 6 |
| | | | Oct. 11 | Ky. Wesleyan, Winchester | 0 4 |
| | | | Oct. 23 | Georgetown, Lexington | 20 4 |
| | | | Oct. 30 | Vanderbilt, Nashville | 0 50 |
| | | | Nov. 6 | Central U., Richmond | 0 18 |
| | | | Nov. 25 | Centre College, Lexington | 0 36 |
| | | | 1898—Won 7, Lost 0. | | |
| | | | COACH: W.R. Bass | | |
| | | | CAPT.: Roscoe Severs | | |
| | | | Oct. 1 | Kentucky U., Lexington | 18 0 |
| | | | Oct. 8 | Georgetown, Georgetown | 28 0 |
| | | | Oct. 15 | Co. H. of 8th Mass., Lex. | 59 0 |
| | | | Oct. 29 | Louisville A.C., Louisville | 16 0 |
| | | | Nov. 5 | Centre College, Lexington | 6 0 |
| | | | Nov. 12 | 160th Indiana, Lexington | 17 0 |
| | | | Nov. 19 | Newcastle A.C., Lexington | 36 0 |
| 1891—Won 1, Lost 1. | | | | | |
| MGRS: S. M. Pottinger, I. P. Shelby | | | | | |
| CAPT.: John Bryan | | | | | |
| Apr. 10 | Georgetown, Lexington | 8 2 | | | |
| Dec. 12 | Kentucky U., KSC | | | | |
| (Game called after one play due to injury to KU player.) | | | | | |
| Dec. 19 | Centre College, Lexington | 0 10 | | | |
| 1892—Won 2, Lost 4, Tied 1. | | | | | |
| COACH: Prof. A. M. Miller, John A. Thompson | | | | | |
| CAPT.: Ed Hobdy | | | | | |
| Oct. 29 | Kentucky U., KSC | 0 0 | | | |
| Nov. 5 | Central U., Richmond | 6 8 | | | |
| Nov. 12 | Central U., Lexington | 4 8 | | | |
| Nov. 19 | Louisville A.C., Louisville | 14 10 | | | |
| Nov. 26 | V.M.I., Lexington, Va. | 0 34 | | | |
| Dec. 3 | Central U., Lexington | 6 10 | | | |
| Dec. 10 | Kentucky U., KU | 10 4 | | | |
| 1893—Won 5, Lost 2, Tied 1. | | | | | |
| COACH: John A. Thompson | | | | | |
| CAPT.: Ulysses Garred | | | | | |
| Oct. 14 | Georgetown, Lexington | 80 0 | | | |
| Oct. 21 | Tennessee, Knoxville | 56 0 | | | |
| Oct. 28 | Centre College, Danville | 4 6 | | | |
| Nov. 4 | Kentucky U., KSC | 28 0 | | | |
| (This contest between KU and KSC was regarded as an exhibition game. It was arranged after rain caused cancellation of scheduled games between KSC and Cincinnati YMCA and KU and Central.) | | | | | |
| Nov. 11 | Central U., Lexington | 36 48 | | | |
| Nov. 18 | Cincinnati YMCA, Cincy | 14 4 | | | |
| Nov. 25 | Kentucky U., KU | 38 28 | | | |
| Nov. 30 | Indiana, Lexington | 24 24 | | | |

| Date | Team—Site | Ky.Op. | Date | Team—Site | Ky.Op. |
|------------------------------------|------------------------------------|--------|--|--|--------|
| 1899—Won 5, Lost 2, Tied 2. | | | 1904—Won 9, Lost 1. | | |
| COACH: W. R. Bass | | | COACH: F. E. Schacht | | |
| CAPT.: A. S. Reece | | | CAPT.: J. White Guyn | | |
| Oct. 7 | Kentucky U., Lexington | 23 6 | Sept. 30 | Paris A.C., Lexington | 28 0 |
| Oct. 18 | Miami (Ohio), Lexington | 18 5 | Oct. 8 | Indiana, Bloomington | 12 0 |
| Oct. 21 | Centre College, Danville | 11 11 | Oct. 12 | Central U., Danville | 40 0 |
| Nov. 4 | Tennessee, Knoxville | 0 12 | Oct. 15 | Berea College, Lexington | 42 0 |
| Nov. 11 | Central U., Lexington | 0 5 | Oct. 18 | Bethany (W. Va.), Lex. | 6 0 |
| Nov. 18 | Georgetown, Lexington | 34 0 | Oct. 22 | Cincinnati, Cincinnati | 0 11 |
| Nov. 21 | Washington & Lee, Lex. | 0 0 | Nov. 5 | K.M.I., Lexington | 11 0 |
| Nov. 22 | Washington & Lee, Lex. | 6 0 | Nov. 12 | Georgetown, Georgetown | 35 0 |
| Nov. 30 | Alumni, Lexington | 6 5 | Nov. 19 | Central U., Lexington | 81 0 |
| 1900—Won 4, Lost 6. | | | Nov. 24 | Kentucky U., Lexington | 21 4 |
| COACH: W. H. Kiler | | | 1905—Won 6, Lost 3, Tied 1. | | |
| CAPT.: Wellington Scott | | | COACH: F.E. Schacht | | |
| Sept. 29 | Cincinnati, Cincinnati | 6 20 | CAPT.: Bill Kemper | | |
| Oct. 6 | Louisville YMCA, Lexington | 12 6 | Sept. 27 | Cynthiana (Indpt.), Lex. | 52 0 |
| Oct. 13 | Centre College, Danville | 0 5 | Sept. 30 | Catlettsburg A.C., Lex. | 23 0 |
| Oct. 20 | All-Kentucky, Lexington | 0 5 | Oct. 7 | Indiana, Bloomington | 0 29 |
| Oct. 27 | Central U., Lex. (forfeit) | 0 6 | Oct. 14 | K.M.I., Lexington | 12 4 |
| Nov. 3 | Louisville YMCA, Louisville | 12 0 | Oct. 28 | Berea College, Lexington | 46 0 |
| Nov. 10 | Avondale A.C., Lexington | 5 11 | Nov. 2 | Marshall Col., Huntington | 53 0 |
| Nov. 17 | Georgetown, Lexington | 12 0 | Nov. 4 | W. Virginia, Morgantown | 0 45 |
| Nov. 24 | Central U., Richmond | 0 11 | Nov. 11 | Cumberland, Lexington | 12 0 |
| Nov. 29 | Kentucky U., Lexington | 12 0 | (Forfeit, See footnote B) | | |
| 1901—Won 2, Lost 6, Tied 1. | | | Nov. 18 | St. Louis, St. Louis | 0 82 |
| COACH: W. H. Kiler | | | (UK coach and 1st team stayed home) | | |
| CAPT.: L. W. Martin | | | Nov. 25 | Central U., Lexington | 11 11 |
| Oct. 5 | Vanderbilt, Nashville | 0 22 | 1906—Won 4, Lost 3. | | |
| Oct. 12 | Cincinnati, Lexington | 0 0 | COACH: J. White Guyn | | |
| Oct. 19 | Georgetown, Georgetown | 17 0 | CAPT.: Frank Paullin | | |
| (between second teams) | | | Oct. 6 | Vanderbilt, Nashville | 0 28 |
| Oct. 26 | Kentucky U., Lexington | 0 27 | Oct. 13 | Eminence A.C., Lexington | 48 0 |
| Nov. 2 | Avondale A.C., Cincinnati | 6 17 | Oct. 27 | K.M.I., Lexington | 16 11 |
| Nov. 9 | Louisville YMCA, Louisville | 0 11 | Nov. 2 | Marietta College, Lexington | 0 16 |
| Nov. 16 | Central U., Lexington | 0 5 | Nov. 10 | Tennessee, Lexington | 21 0 |
| Nov. 23 | Tennessee, Knoxville | 0 5 | Nov. 24 | Georgetown, Georgetown | 19 0 |
| Nov. 28 | Cincinnati, Lexington | 16 0 | Nov. 29 | Centre College, Lexington | 6 12 |
| 1902—Won 3, Lost 5, Tied 1. | | | 1907—Won 9, Lost 1, Tied 1. | | |
| COACH: E. N. McLeod | | | COACH: J. White Guyn | | |
| CAPT.: John H. L. Vogt | | | CAPT.: George Adair | | |
| Sept. 27 | Q. and C. R. R., Lexington | 22 0 | Sept. 21 | Ky. Wesleyan, Winchester | 17 0 |
| Oct. 4 | Miami (Ohio), Lexington | 11 5 | Sept. 28 | Winchester A.C., Lexington | 6 0 |
| Oct. 18 | Georgetown, Lexington | 28 0 | (Forfeit) | | |
| Oct. 25 | Nashville U., Nashville | 0 11 | Sept. 28 | Louisville Manual Training School, Lexington | 30 0 |
| Oct. 27 | Mooney School, Murfreesboro, Tenn. | 0 23 | (Game arranged as replacement forfeited game scheduled with Winchester A. C.) | | |
| Nov. 1 | Central U., Danville | 0 15 | Oct. 5 | Vanderbilt, Nashville | 0 40 |
| Nov. 8 | Louisville YMCA, Louisville | 0 17 | Oct. 12 | Morris-Harvey, Lexington | 29 0 |
| Nov. 15 | Cincinnati, Lexington | 6 6 | Oct. 21 | Hanover, Lexington | 40 0 |
| Nov. 27 | Kentucky U., Lexington | 5 6 | Nov. 9 | Tennessee, Knoxville | 0 0 |
| 1903—Won 7, Lost 1. | | | Nov. 11 | Maryville, Maryville | 5 2 |
| COACH: C.A. Wright | | | Nov. 16 | Georgetown, Lexington | 38 0 |
| CAPT.: David Maddox | | | Nov. 28 | Centre College, Lexington | 11 0 |
| Sept. 25 | Cynthiana, Lexington | 39 0 | Dec. 5 | Kentucky U., Lexington | 5 0 |
| Oct. 3 | Xavier, Lexington | 21 0 | 1908—Won 4, Lost 3. | | |
| Oct. 10 | Berea College, Lexington | 17 0 | COACH: J. White Guyn | | |
| Oct. 17 | K.M.I., Lexington | 18 0 | CAPT.: George Hendrickson | | |
| Oct. 24 | Miami (Ohio), Lexington | 47 0 | Oct. 10 | Berea College, Lexington | 17 0 |
| Nov. 2 | Georgetown, Lexington | 51 0 | Oct. 17 | Tennessee, Knoxville | 0 7 |
| Nov. 7 | Marietta, Lexington | 11 5 | Oct. 19 | Maryville, Maryville | 18 0 |
| Nov. 26 | Kentucky U., Lexington | 0 17 | Oct. 31 | Sewanee, Lexington | 0 12 |
| | | | Nov. 7 | Michigan, Ann Arbor | 0 62 |
| | | | Nov. 14 | Rose Polytechnic, Lexington | 12 0 |
| | | | Nov. 26 | Centre College, Lexington | 40 0 |

| Date | Team—Site | Ky.Op. | Date | Team—Site | Ky.Op. |
|----------------------------|---------------------------|--------|---|-----------------------------|--------|
| 1909—Won 9, Lost 1, | | | 1914—Won 5, Lost 3. | | |
| COACH: E. R. Sweetland | | | COACH: Alpha Brumage | | |
| CAPT.: Dick Barbee | | | CAPT.: Jim Park | | |
| Sept. 25 | Kentucky Wesleyan, Lex. | 18 0 | Sept. 26 | Wilmington, Lexington | 87 0 |
| Oct. 2 | Berea College, Lexington | 28 0 | Oct. 3 | Maryville, Lexington | 80 0 |
| Oct. 9 | Illinois, Urbana | 6 2 | Oct. 17 | Mississippi A&M, Lexington | 19 13 |
| Oct. 16 | Tennessee, Lexington | 17 0 | Oct. 24 | Earlham, Lexington | 81 3 |
| Oct. 22 | N. C. A&M, Raleigh | 6 15 | Oct. 31 | Cincinnati, Cincinnati | 7 14 |
| Oct. 28 | Rose Polytechnic, Lex. | 43 0 | Nov. 7 | Purdue, Lafayette, Ind. | 6 40 |
| Nov. 3 | Georgetown, Georgetown | 22 6 | Nov. 14 | Louisville, Lexington | 42 0 |
| Nov. 6 | St. Mary's College, Lex. | 29 0 | Nov. 26 | Tennessee, Knoxville | 6 23 |
| Nov. 13 | Transylvania, Lexington | 77 0 | 1915—Won 6, Lost 1, Tied 1. | | |
| Nov. 25 | Centre College, Lexington | 15 6 | COACH: J. J. Tigert | | |
| 1910—Won 7, Lost 2. | | | CAPT.: Charles Schrader | | |
| COACH: E. R. Sweetland | | | Oct. 2 | Butler, Lexington | 33 0 |
| CAPT.: Dick Webb | | | Oct. 9 | Earlham, Lexington | 54 13 |
| Sept. 24 | Ohio U., Lexington | 12 0 | Oct. 16 | Mississippi A&M, Starkville | 0 12 |
| Oct. 1 | Maryville College, Lex. | 12 5 | Oct. 23 | Sewanee, Lexington | 7 7 |
| Oct. 8 | North Carolina, Lexington | 11 0 | Oct. 30 | Cincinnati, Lexington | 27 6 |
| Oct. 15 | Ky. Wesleyan, Winchester | 42 0 | Nov. 6 | Louisville, Louisville | 15 0 |
| Oct. 22 | Georgetown, Lexington | 37 0 | Nov. 13 | Purdue, Lexington | 7 0 |
| Oct. 29 | Tulane, Lexington | 10 3 | Nov. 25 | Tennessee, Lexington | 6 0 |
| Nov. 5 | Tennessee, Knoxville | 10 0 | 1916—Won 4, Lost 1, Tied 2. | | |
| Nov. 12 | St. Louis, St. Louis | 0 9 | COACH: J. J. Tigert | | |
| Nov. 24 | Centre College, Lexington | 6 12 | Capt.: Maury Crutcher | | |
| 1911—Won 7, Lost 3. | | | Sept. 30 | Butler, Lexington | 39 3 |
| COACH: P. P. Douglass | | | Oct. 7 | Centre College, Lexington | 68 0 |
| CAPT.: Tom Earle | | | Oct. 14 | Vanderbilt, Lexington | 0 45 |
| Sept. 30 | Maryville, Lexington | 13 0 | Oct. 21 | Sewanee, Lexington | 0 0 |
| Oct. 7 | Morris-Harvey, Lexington | 12 0 | Oct. 28 | Cincinnati, Cincinnati | 32 0 |
| Oct. 14 | Miami (Ohio), Oxford | 12 0 | Nov. 13 | Mississippi A&M, Lexington | 13 3 |
| Oct. 21 | Lex. High School, Lex. | 17 0 | Nov. 30 | Tennessee, Knoxville | 0 0 |
| Oct. 28 | Cincinnati, Lexington | 0 6 | 1917—Won 3, Lost 5, Tied 1. | | |
| Nov. 4 | Georgetown, Georgetown | 18 0 | COACH: S. A. Boles | | |
| Nov. 11 | Vanderbilt, Nashville | 0 18 | CAPT.: John Brittain | | |
| Nov. 18 | Transylvania, Lexington | 5 12 | Sept. 29 | Butler, Lexington | 33 0 |
| Nov. 23 | Centre College, Lexington | 8 5 | Oct. 6 | Maryville, Lexington | 19 0 |
| Nov. 30 | Tennessee, Lexington | 12 0 | Oct. 13 | Miami (Ohio), Lexington | 0 0 |
| 1912—Won 7, Lost 2. | | | Oct. 20 | Vanderbilt, Lexington | 0 5 |
| COACH: E. R. Sweetland | | | Oct. 27 | Sewanee, Chattanooga | 0 7 |
| CAPT.: W. C. Harrison | | | Nov. 3 | Centre College, Danville | 0 3 |
| Sept. 28 | Maryville College, Lex. | 34 0 | Nov. 10 | Mississippi A&M, Starkville | 0 14 |
| Oct. 5 | Marshall College, Lex. | 13 6 | Nov. 17 | Alabama, Lexington | 0 27 |
| Oct. 12 | Miami (Ohio), Lexington | 8 13 | Nov. 29 | Florida, Lexington | 52 0 |
| Oct. 19 | Cincinnati, Cincinnati | 19 13 | 1918—Won 2, Lost 1. | | |
| Oct. 26 | Louisville, Lexington | 41 0 | COACH: Andy Gill | | |
| Nov. 2 | V.M.I., Lexington | 2 3 | CAPT.: John G. Heber | | |
| Nov. 9 | Hanover, Lexington | 64 0 | Oct. 5 | Indiana, Bloomington | 24 7 |
| Nov. 16 | Tennessee, Knoxville | 13 6 | Nov. 2 | Vanderbilt, Nashville | 0 33 |
| Nov. 28 | YMI of Cincinnati, Cincy | 56 0 | Nov. 9 | Georgetown, Georgetown | 21 3 |
| 1913—Won 6, Lost 2. | | | Nov. 30 | Centre College, Lexington | — — |
| COACH: Alpha Brumage | | | (Cancelled because of flu epidemic in Lexington.) | | |
| CAPT.: Herschel Scott | | | 1919—Won 3, Lost 4, Tied 1. | | |
| Sept. 27 | Butler, Lexington | 21 7 | COACH: Andy Gill | | |
| Oct. 4 | Illinois, Urbana | 0 21 | CAPT.: Tony Dishman | | |
| Oct. 18 | Ohio Northern, Lexington | 21 0 | Oct. 4 | Georgetown, Lexington | 12 0 |
| Oct. 25 | Cincinnati, Lexington | 27 7 | Oct. 11 | Indiana, Lexington | 0 24 |
| Nov. 1 | Earlham, Lexington | 28 10 | Oct. 18 | Ohio State, Columbus | 0 49 |
| Nov. 8 | Wilmington, Lexington | 33 0 | Oct. 25 | Sewanee, Sewanee | 6 0 |
| Nov. 22 | Louisville, Louisville | 20 0 | Nov. 1 | Vanderbilt, Lexington | 0 0 |
| Nov. 27 | Tennessee, Lexington | 7 13 | Nov. 8 | Cincinnati, Cincinnati | 0 7 |
| | | | Nov. 15 | Centre College, Danville | 0 56 |
| | | | Nov. 27 | Tennessee, Lexington | 13 0 |

| Date | Team—Site | Ky.Op. | Date | Team—Site | Ky.Op. |
|-------------------------------------|---------------------------|--------|------------------------------------|---------------------------|--------|
| 1920—Won, 3, Lost 4, Tied 1. | | | Oct. 10 | Clemson, Lexington | 19 6 |
| COACH: W. J. Juneau | | | Oct. 17 | Washington & Lee, Lex. | 0 25 |
| Capt.: Eger Murphree | | | Oct. 24 | Sewanee, Lexington | 14 0 |
| Oct. 2 | S.P.U., Lexington | 62 0 | Oct. 31 | Centre College, Danville | 16 0 |
| Oct. 9 | Maryville, Lexington | 31 0 | Nov. 7 | Alabama, Birmingham | 0 31 |
| Oct. 16 | Miami (Ohio), Oxford | 0 14 | Nov. 14 | V.M.I., Charleston | 7 0 |
| Oct. 23 | Sewanee, Lexington | 6 6 | Nov. 26 | Tennessee, Lexington | 23 20 |
| Oct. 30 | Vanderbilt, Nashville | 0 20 | 1926—Won 2, Lost 6, Tied 1. | | |
| Nov. 6 | Cincinnati, Lexington | 7 6 | COACH: Fred J. Murphy | | |
| Nov. 13 | Centre College, Lexington | 0 49 | CAPT.: Frank Smith | | |
| Nov. 25 | Tennessee, Knoxville | 7 14 | Oct. 2 | Maryville, Lexington | 25 0 |
| 1921—Won 4, Lost 3, Tied 1. | | | Oct. 9 | Indiana, Bloomington | 6 14 |
| COACH: W. J. Juneau | | | Oct. 16 | Washington & Lee, Lex. | 13 14 |
| Capt.: Jim Server | | | Oct. 23 | Florida, Jacksonville | 18 13 |
| Oct. 1 | Ky. Wesleyan, Lexington | 68 0 | Oct. 30 | Va. Tech., Lexington | 13 13 |
| Oct. 8 | Marshall, Lexington | 28 0 | Nov. 6 | Alabama, Birmingham | 0 14 |
| Oct. 15 | Vanderbilt, Lexington | 14 21 | Nov. 13 | V.M.I., Charleston | 9 10 |
| Oct. 22 | Georgetown, Lexington | 33 0 | Nov. 20 | Centre College, Lexington | 0 7 |
| Oct. 29 | Sewanee, Louisville | 0 6 | Nov. 25 | Tennessee, Knoxville | 0 6 |
| Nov. 5 | Centre College, Danville | 0 55 | 1927—Won 3, Lost 6, Tied 1. | | |
| Nov. 12 | V.M.I., Louisville | 14 7 | COACH: Harry Gamage | | |
| Nov. 24 | Tennessee, Lexington | 0 0 | CAPT.: Charles Wert | | |
| 1922—Won 6, Lost 3. | | | Sept. 24 | Maryville, Lexington | 6 6 |
| COACH: W. J. Juneau | | | Oct. 1 | Indiana, Lexington | 0 21 |
| CAPT.: Birkett Pribble | | | Oct. 8 | Ky. Wesleyan, Lexington | 13 7 |
| Sept. 30 | Marshall, Lexington | 16 0 | Oct. 15 | Florida, Jacksonville | 6 27 |
| Oct. 7 | Cincinnati, Lexington | 15 0 | Oct. 22 | Washington & Lee, Lex. | 0 25 |
| Oct. 14 | Louisville, Lexington | 73 0 | Oct. 29 | Vanderbilt, Nashville | 6 34 |
| Oct. 21 | Georgetown, Georgetown | 40 6 | Nov. 5 | Alabama, Birmingham | 6 21 |
| Oct. 28 | Sewanee, Lexington | 7 0 | Nov. 12 | V.M.I., Charleston | 25 0 |
| Nov. 4 | Centre College, Lexington | 3 27 | Nov. 19 | Centre College, Danville | 53 0 |
| Nov. 11 | Vanderbilt, Nashville | 0 9 | Nov. 24 | Tennessee, Lexington | 0 20 |
| Nov. 18 | Alabama, Lexington | 6 0 | 1928—Won 4, Lost 3, Tied 1. | | |
| Nov. 30 | Tennessee, Knoxville | 7 14 | COACH: Harry Gamage | | |
| 1923—Won 4, Lost 3, Tied 2. | | | CAPT.: Claire Dees | | |
| COACH: J. J. Winn | | | Oct. 6 | Carson-Newman, Lexington | 61 0 |
| CAPT.: Dell Ramsey | | | Oct. 13 | Washington & Lee, Lex. | 6 0 |
| Sept. 29 | Marshall, Lexington | 41 0 | Oct. 20 | Northwestern, Evanston | 0 7 |
| Oct. 6 | Cincinnati, Cincinnati | 14 0 | Oct. 27 | Centre College, Lexington | 8 0 |
| Oct. 13 | Washington & Lee, Lex. | 6 6 | Nov. 3 | Vanderbilt, Nashville | 7 14 |
| Oct. 20 | Maryville, Lexington | 28 0 | Nov. 10 | Alabama, Montgomery | 0 14 |
| Oct. 27 | Georgetown, Lexington | 35 0 | Nov. 17 | V.M.I., Lexington | 18 6 |
| Nov. 3 | Centre College, Danville | 0 10 | Nov. 29 | Tennessee, Knoxville | 0 0 |
| Nov. 10 | Alabama, Tuscaloosa | 8 16 | 1929—Won 6, Lost 1, Tied 1. | | |
| Nov. 17 | Georgia Tech, Atlanta | 3 3 | COACH: Harry Gamage | | |
| Nov. 29 | Tennessee, Lexington | 0 18 | CAPT.: Will Ed Covington | | |
| 1924—Won 4, Lost 5. | | | Oct. 5 | Maryville, Lexington | 40 0 |
| COACH: Fred J. Murphy | | | Oct. 12 | Washington & Lee, Lex. | 20 6 |
| CAPT.: Curtis Sanders | | | Oct. 19 | Carson-Newman, Lexington | 58 0 |
| Oct. 4 | Louisville, Lexington | 29 0 | Oct. 26 | Centre College, Danville | 33 0 |
| Oct. 11 | Georgetown, Lexington | 42 0 | Nov. 2 | Clemson, Lexington | 44 6 |
| Oct. 18 | Washington & Lee, Lex. | 7 10 | Nov. 9 | Alabama, Montgomery | 13 24 |
| Oct. 25 | Sewanee, Lexington | 7 0 | Nov. 16 | V.M.I., Lexington, Va. | 23 12 |
| Nov. 1 | Centre College, Lexington | 0 7 | Nov. 28 | Tennessee, Lexington | 6 6 |
| Nov. 8 | Alabama, Tuscaloosa | 7 42 | 1930—Won 5, Lost 3. | | |
| Nov. 15 | V.M.I., Lexington | 3 10 | COACH: Harry Gamage | | |
| Nov. 27 | Tennessee, Knoxville | 27 6 | CAPT.: L. G. Forquer | | |
| Dec. 6 | W. Va. Wes., Charleston | 7 24 | Oct. 4 | Sewanee, Lexington | 37 0 |
| 1925—Won 6, Lost 3. | | | Oct. 11 | Maryville, Lexington | 57 0 |
| COACH: Fred J. Murphy | | | Oct. 18 | Washington & Lee, Lex. | 33 14 |
| CAPT.: Ab Kirwan | | | Oct. 25 | Virginia, Lexington | 47 0 |
| Sept. 26 | Maryville, Lexington | 13 6 | Nov. 1 | Alabama, Lexington | 0 19 |
| Oct. 3 | Chicago, Chicago | 0 9 | Nov. 8 | Duke, Durham | 7 14 |
| | | | Nov. 15 | V.M.I., Lexington | 26 0 |
| | | | Nov. 27 | Tennessee, Knoxville | 0 8 |

| Date | Team—Site | Ky.Op. | Date | Team—Site | Ky.Op. |
|------------------------------------|---------------------------|--------|------------------------------------|----------------------------|--------|
| 1931—Won 5, Lost 2, Tied 2. | | | 1936—Won 6, Lost 4. | | |
| COACH: Harry Gamage | | | COACH: C. A. Wynne | | |
| CAPT.: Ralph Wright | | | CAPT.: Stan Nevers | | |
| ALT. CAPT.: John Simms Kelly | | | ALT. CAPT.: Gene Myers | | |
| Oct. 3 | Maryville, Lexington | 19 0 | Sept. 19 | Maryville, Lexington | 54 3 |
| Oct. 10 | Washington & Lee, Lex. | 45 0 | Sept. 25 | Xavier (Ohio), Cincinnati | 21 0 |
| Oct. 17 | Maryland, College Park | 6 6 | Oct. 3 | V.M.I., Lexington | 38 0 |
| Oct. 24 | Virginia Tech, Lexington | 20 6 | Oct. 10 | Georgia Tech, Atlanta | 0 34 |
| Oct. 31 | Alabama, Tuscaloosa | 7 9 | Oct. 17 | Wash. & Lee, Lex., Va. | 39 7 |
| Nov. 7 | Duke, Lexington | 0 7 | Oct. 24 | Florida, Lexington | 7 0 |
| Nov. 14 | V.M.I., Lexington, Va. | 20 12 | Oct. 31 | Alabama, Lexington | 0 14 |
| Nov. 26 | Tennessee, Lexington | 6 6 | Nov. 7 | Manhattan, N.Y. City | 7 13 |
| Dec. 5 | Florida, Jacksonville | 7 2 | Nov. 14 | Clemson, Lexington | 7 6 |
| | | | Nov. 26 | Tennessee, Knoxville | 6 7 |
| 1932—Won 4, Lost 5. | | | 1937—Won 4, Lost 6. | | |
| COACH: Harry Gamage | | | COACH: C. A. Wynne | | |
| CAPT.: Bud Davidson | | | CAPT.: Joe Hagan | | |
| Sept. 24 | V.M.I., Lexington | 23 0 | Sept. 25 | Vanderbilt, Nashville | 0 12 |
| Oct. 1 | Sewanee, Lexington | 18 0 | Oct. 2 | Xavier (Ohio), Cincinnati | 6 0 |
| Oct. 8 | Georgia Tech, Atlanta | 12 6 | Oct. 9 | Georgia Tech, Lexington | 0 32 |
| Oct. 15 | Washington & Lee, Lex. | 53 7 | Oct. 16 | Washington & Lee, Lex. | 41 6 |
| Oct. 22 | Va. Tech, Blacksburg | 0 7 | Oct. 23 | Manhattan, Lexington | 19 0 |
| Oct. 29 | Alabama, Lexington | 7 12 | Oct. 30 | Alabama, Tuscaloosa | 0 41 |
| Nov. 5 | Duke, Durham | 0 13 | Nov. 6 | South Carolina, Lexington | 27 7 |
| Nov. 12 | Tulane, Lexington | 3 6 | Nov. 13 | Boston College, Boston | 0 13 |
| Nov. 24 | Tennessee, Knoxville | 0 26 | Nov. 25 | Tennessee, Lexington | 0 13 |
| | | | Dec. 4 | Florida, Gainesville | 0 6 |
| 1933—Won 5, Lost 5. | | | 1938—Won 2, Lost 7. | | |
| COACH: Harry Gamage | | | COACH: A. D. Kirwan | | |
| CAPT.: Howard Kreuter | | | CAPT.: John S. Hinkebein | | |
| Sept. 23 | Maryville, Lexington | 46 2 | Sept. 24 | Maryville, Lexington | 46 7 |
| Sept. 30 | Sewanee, Lexington | 7 0 | Oct. 1 | Oglethorpe, Lexington | 66 0 |
| Oct. 7 | Georgia Tech, Lexington | 7 6 | Oct. 8 | Vanderbilt, Lexington | 7 14 |
| Oct. 14 | Cincinnati, Cincinnati | 3 0 | Oct. 15 | Washington & Lee, Lex. | 0 8 |
| Oct. 21 | Wash. & Lee, Roanoke | 0 7 | Oct. 22 | Xavier (Ohio), Cincinnati | 7 26 |
| Oct. 28 | Duke, Lexington | 7 14 | Oct. 29 | Alabama, Lexington | 6 26 |
| Nov. 4 | Alabama, Birmingham | 0 20 | Nov. 5 | Georgia Tech, Atlanta | 18 19 |
| Nov. 11 | V.M.I., Lexington | 21 6 | Nov. 12 | Clemson, Lexington | 0 14 |
| Nov. 18 | Tulane, New Orleans | 0 34 | Nov. 24 | Tennessee, Knoxville | 0 46 |
| Nov. 30 | Tennessee, Lexington | 0 27 | | | |
| 1934—Won 5, Lost 5. | | | 1939—Won 6, Lost 2, Tied 1. | | |
| COACH: C. A. Wynne | | | COACH: A. D. Kirwan | | |
| CAPT.: Joe Rupert | | | CAPT.: Joe Shepherd | | |
| Sept. 22 | Maryville, Lexington | 26 0 | Sept. 30 | V.M.I., Lexington | 21 0 |
| Sept. 29 | Washington & Lee, Lex. | 0 7 | Oct. 7 | Vanderbilt, Nashville | 21 13 |
| Oct. 6 | Cincinnati, Cincinnati | 27 0 | Oct. 14 | Oglethorpe, Lexington | 59 0 |
| Oct. 13 | Clemson, Lexington | 7 0 | Oct. 21 | Georgia, Louisville | 13 6 |
| Oct. 20 | N. Carolina, Chapel Hill | 0 6 | Oct. 28 | Xavier (Ohio), Cincinnati | 21 0 |
| Oct. 27 | Auburn, Lexington | 9 0 | Nov. 4 | Alabama, Birmingham | 7 7 |
| Nov. 3 | Alabama, Lexington | 14 34 | Nov. 11 | Georgia Tech, Atlanta | 6 13 |
| Nov. 10 | Southwestern, Memphis | 33 0 | Nov. 18 | W. Virginia, Lexington | 13 6 |
| Nov. 17 | Tulane, Lexington | 7 20 | Nov. 30 | Tennessee, Lexington | 0 19 |
| Nov. 29 | Tennessee, Knoxville | 0 19 | | | |
| 1935—Won 5, Lost 4. | | | 1940—Won 5, Lost 3, Tied 2. | | |
| COACH: C. A. Wynne | | | COACH: A. D. Kirwan | | |
| CAPT.: Jim Long | | | CAPT.: John Eibner | | |
| Sept. 21 | Maryville, Lexington | 60 0 | Sept. 21 | Baldwin-Wallace, Lexington | 59 7 |
| Sept. 27 | Xavier (Ohio), Cincinnati | 21 7 | Sept. 27 | Xavier (Ohio), Cincinnati | 13 0 |
| Oct. 5 | Ohio State, Columbus | 6 19 | Oct. 5 | Washington & Lee, Lex. | 47 12 |
| Oct. 12 | Georgia Tech, Lexington | 25 6 | Oct. 12 | Vanderbilt, Nashville | 7 7 |
| Oct. 19 | Auburn, Montgomery | 0 23 | Oct. 19 | George Washington, Lex. | 24 0 |
| Nov. 2 | Alabama, Birmingham | 0 13 | Oct. 26 | Georgia, Athens | 7 7 |
| Nov. 9 | Florida, Lexington | 15 6 | Nov. 2 | Alabama, Lexington | 0 25 |
| Nov. 16 | Tulane, New Orleans | 13 20 | Nov. 9 | Georgia Tech, Louisville | 26 7 |
| Nov. 28 | Tennessee, Lexington | 27 0 | Nov. 16 | W. Virginia, Morgantown | 7 9 |
| | | | Nov. 23 | Tennessee, Knoxville | 0 33 |

| Date | Team—Site | Ky.Op. | Date | Team—Site | Ky.Op. |
|------------------------------------|----------------------------|--------|-------------------------------------|---------------------------|--------|
| 1941—Won 5, Lost 4. | | | 1947—Won 8, Lost 3. | | |
| COACH: A. D. Kirwan | | | COACH: Paul Bryant | | |
| CAPT.: None | | | HON. CAPT.: Bill Moseley | | |
| Sept. 27 | Virginia Tech, Louisville | 37 14 | Sept. 20 | Mississippi, Oxford | 7 14 |
| Oct. 4 | Wash. & Lee, Lex., Va. | 7 0 | Sept. 27 | Cincinnati, Lexington | 20 0 |
| Oct. 11 | Vanderbilt, Lexington | 15 39 | Oct. 4 | Xavier (Ohio), Cincinnati | 20 7 |
| Oct. 18 | Xavier (Ohio), Cincinnati | 21 6 | Oct. 11 | Georgia, Lexington | 26 0 |
| Oct. 25 | W. Virginia, Lexington | 18 6 | Oct. 18 | Vanderbilt, Nashville | 14 0 |
| Nov. 1 | Alabama, Tuscaloosa | 0 30 | Oct. 25 | Mich. State, E. Lansing | 7 6 |
| Nov. 8 | Georgia Tech, Atlanta | 13 20 | Nov. 1 | Alabama, Lexington | 0 13 |
| Nov. 15 | Southwestern, Lexington | 33 19 | Nov. 8 | W. Virginia, Morgantown | 15 6 |
| Nov. 22 | Tennessee, Lexington | 7 20 | Nov. 15 | Evansville, Lexington | 36 0 |
| 1942—Won 3, Lost 6, Tied 1. | | | Nov. 22 | Tennessee, Lexington | 6 13 |
| COACH: A. D. Kirwan | | | GREAT LAKES BOWL | | |
| CAPT.: Charles Walker | | | (Cleveland, Ohio) | | |
| Sept. 19 | Georgia, Louisville | 6 7 | Dec. 6 | Villanova | 24 14 |
| Sept. 25 | Xavier (Ohio), Cincinnati | 35 19 | 1948—Won 5, Lost 3, Tied 2. | | |
| Oct. 3 | Washington & Lee, Lex | 53 0 | COACH: Paul Bryant | | |
| Oct. 10 | Vanderbilt, Lexington | 6 7 | HON. CAPT.: George Blanda | | |
| Oct. 17 | Virginia Tech, Roanoke | 21 21 | Sept. 25 | Xavier (Ohio), Lexington | 48 7 |
| Oct. 24 | Alabama, Lexington | 0 14 | Oct. 2 | Mississippi, Lexington | 7 20 |
| Oct. 30 | George Washington, D. C. | 27 6 | Oct. 9 | Georgia, Athens | 12 35 |
| Nov. 7 | Georgia Tech, Atlanta | 7 47 | Oct. 16 | Vanderbilt, Lexington | 7 26 |
| Nov. 14 | W. Virginia, Lexington | 0 7 | Oct. 23 | Marquette, Milwaukee | 25 0 |
| Nov. 21 | Tennessee, Knoxville | 0 26 | Oct. 30 | Cincinnati, Cincinnati | 28 7 |
| 1943—No team (War Year) | | | Nov. 6 | Villanova, Lexington | 13 13 |
| 1944—Won 3, Lost 6. | | | Nov. 13 | Florida, Lexington | 34 15 |
| COACH: A. D. Kirwan | | | Nov. 20 | Tennessee, Knoxville | 0 0 |
| CAPT.: Jim Little | | | Nov. 26 | Miami (Fla.), Miami | 25 5 |
| Sept. 23 | Mississippi, Lexington | 27 7 | 1949—Won 9, Lost 3. | | |
| Sept. 30 | Tennessee, Knoxville | 13 26 | COACH: Paul Bryant | | |
| Oct. 7 | Michigan State, Lexington | 0 2 | CAPT.: Harry Ulinski | | |
| Oct. 13 | Georgia, Athens | 12 13 | ALT. CAPT.: Dick Holway | | |
| Oct. 21 | V.M.I., Lexington | 26 2 | Sept. 17 | Miss. Southern, Lex. | 71 7 |
| Oct. 27 | Alabama, Montgomery | 0 41 | Sept. 24 | La. State, Baton Rouge | 19 0 |
| Nov. 4 | Mississippi State, Memphis | 0 26 | Oct. 1 | Mississippi, Oxford | 47 0 |
| Nov. 12 | West Virginia, Lexington | 40 9 | Oct. 8 | Georgia, Lexington | 25 0 |
| Nov. 25 | Tennessee, Lexington | 7 21 | Oct. 15 | The Citadel, Lexington | 44 0 |
| 1945—Won 2, Lost 8. | | | Oct. 22 | Sou. Methodist, Dallas | 7 20 |
| COACH: Bernie Shively | | | Oct. 29 | Cincinnati, Lexington | 14 7 |
| CAPT.: Roger Yost | | | Nov. 5 | Xavier (Ohio), Cincinnati | 21 7 |
| Sept. 21 | Mississippi, Memphis | 7 21 | Nov. 12 | Florida, Tampa | 35 0 |
| Sept. 29 | Cincinnati, Lexington | 13 7 | Nov. 19 | Tennessee, Lexington | 0 6 |
| Oct. 6 | Mich. State, E. Lansing | 6 7 | Nov. 25 | Miami (Fla.), Miami | 21 6 |
| Oct. 13 | Georgia, Lexington | 6 48 | ORANGE BOWL | | |
| Oct. 20 | Vanderbilt, Nashville | 6 19 | (Miami, Fla.) | | |
| Oct. 27 | Cincinnati, Cincinnati | 7 16 | Jan. 2 | Santa Clara | 13 21 |
| Nov. 3 | Alabama, Louisville | 19 60 | 1950—Won 11, Lost 1. | | |
| Nov. 10 | W. Virginia, Morgantown | 19 6 | COACH: Paul Bryant | | |
| Nov. 17 | Marquette, Lexington | 13 19 | CO-CAPS.: Bob Gain, Wilbur Jamerson | | |
| Nov. 24 | Tennessee, Lexington | 0 14 | Sept. 16 | North Texas State, Lex. | 25 0 |
| 1946—Won 7, Lost 3. | | | Sept. 23 | La. State, Lexington | 14 0 |
| COACH: Paul Bryant | | | Sept. 30 | Mississippi, Lexington | 27 0 |
| HON. CAPT.: Phil Cutchin | | | Oct. 7 | Dayton, Lexington | 40 0 |
| Sept. 21 | Mississippi, Lexington | 20 7 | Oct. 14 | Cincinnati, Lexington | 41 7 |
| Sept. 28 | Cincinnati, Cincinnati | 26 7 | Oct. 21 | Villanova, Philadelphia | 34 7 |
| Oct. 5 | Xavier (Ohio), Lexington | 70 0 | Oct. 28 | Georgia Tech, Atlanta | 28 14 |
| Oct. 11 | Georgia, Athens | 13 28 | Nov. 4 | Florida, Lexington | 40 6 |
| Oct. 19 | Vanderbilt, Lexington | 10 7 | Nov. 11 | Miss. State, St. College | 48 21 |
| Oct. 26 | Alabama, Montgomery | 7 21 | Nov. 18 | North Dakota, Lexington | 83 0 |
| Nov. 2 | Michigan State, Lex. | 39 14 | Nov. 25 | Tennessee, Knoxville | 0 7 |
| Nov. 9 | Marquette, Milwaukee | 35 0 | SEC CHAMPIONS | | |
| Nov. 16 | W. Virginia, Lexington | 13 0 | SUGAR BOWL | | |
| Nov. 23 | Tennessee, Knoxville | 0 7 | (New Orleans, La.) | | |
| | | | Jan. 1 | Oklahoma | 13 7 |

| Date | Team—Site | Ky.Op. | Date | Team—Site | Ky.Op. |
|--|----------------------------|--------|--|------------------------------|--------|
| 1951—Won 8, Lost 4. | | | Oct. 1 | Villanova, Lexington | 28 0 |
| COACH: Paul Bryant | | | Oct. 8 | Auburn, Birmingham | 14 14 |
| CO-CAPTS.: Vito Parilli, Doug Moseley | | | Oct. 15 | Mississippi State, Lexington | 14 20 |
| Sept. 15 | Tennessee Tech., Lexington | 72 13 | Oct. 22 | Florida, Lexington | 10 7 |
| Sept. 22 | Texas, Austin | 6 7 | Oct. 29 | Rice, Lexington | 20 16 |
| Sept. 29 | Mississippi, Oxford | 17 21 | Nov. 5 | Vanderbilt, Nashville | 0 34 |
| Oct. 6 | Georgia Tech, Lexington | 7 13 | Nov. 12 | Memphis State, Lexington | 41 7 |
| Oct. 13 | Miss. State, Lexington | 27 0 | Nov. 19 | Tennessee, Lexington | 23 0 |
| Oct. 20 | Villanova, Lexington | 35 13 | 1956—Won 6, Lost 4. | | |
| Oct. 27 | Florida, Gainesville | 14 6 | COACH: Blanton Collier | | |
| Nov. 3 | Miami (Fla.), Lexington | 32 0 | CO-CAPTS.: Dave Kuhn, Roger Pack | | |
| Nov. 10 | Tulane, New Orleans | 37 0 | Sept. 22 | Georgia Tech, Lexington | 6 14 |
| Nov. 17 | George Wash., Lexington | 47 13 | Sept. 29 | Mississippi, Memphis | 7 37 |
| Nov. 24 | Tennessee, Lexington | 0 28 | Oct. 6 | Florida, Gainesville | 17 8 |
| COTTON BOWL | | | Oct. 13 | Auburn, Lexington | 0 13 |
| (Dallas, Tex.) | | | Oct. 20 | La. State, Lexington | 14 0 |
| Jan. 1 | Texas Christian | 20 7 | Oct. 27 | Georgia, Athens | 14 7 |
| 1952—Won 5, Lost 4, Tied 2. | | | Nov. 3 | Maryland, College Park | 14 0 |
| COACH: Paul Bryant | | | Nov. 10 | Vanderbilt, Lexington | 7 6 |
| CAPT.: John Griggs | | | Nov. 17 | Xavier, Lexington | 33 0 |
| ALT. CAPT.: Bob Fry | | | Nov. 24 | Tennessee, Knoxville | 7 20 |
| Sept. 20 | Villanova, Lexington | 6 25 | 1957—Won 3, Lost 7. | | |
| Sept. 27 | Mississippi, Lexington | 13 13 | COACH: Blanton Collier | | |
| Oct. 4 | Texas A&M, College Sta. | 10 7 | CO-CAPTS: Bob Collier, Kenny Robertson | | |
| Oct. 11 | La. State, Lexington | 7 34 | Sept. 21 | Georgia Tech, Atlanta | 0 13 |
| Oct. 18 | Miss. State, St. College | 14 27 | Sept. 28 | Mississippi, Lexington | 0 15 |
| Oct. 25 | Cincinnati, Cincinnati | 14 6 | Oct. 5 | Florida, Lexington | 7 14 |
| Oct. 31 | Miami (Fla.), Miami | 29 0 | Oct. 12 | Auburn, Auburn | 0 6 |
| Nov. 8 | Tulane, Lexington | 27 6 | Oct. 19 | La. State, Baton Rouge | 0 21 |
| Nov. 15 | Clemson, Lexington | 27 14 | Oct. 26 | Georgia, Lexington | 14 33 |
| Nov. 22 | Tennessee, Knoxville | 14 14 | Nov. 2 | Memphis State, Lexington | 53 7 |
| Dec. 6 | Florida, Gainesville | 0 27 | Nov. 9 | Vanderbilt, Nashville | 7 12 |
| 1953—Won 7, Lost 2, Tied 1. | | | Nov. 16 | Xavier, Lexington | 27 0 |
| COACH: Paul Bryant | | | Nov. 23 | Tennessee, Lexington | 20 6 |
| CO-CAPTS.: Ray Correll, Tommy Adkins | | | 1958—Won 5, Lost 4, Tied 1. | | |
| Sept. 19 | Texas A&M, Lexington | 6 7 | COACH: Blanton Collier | | |
| Sept. 26 | Mississippi, Oxford | 6 22 | CO-CAPTS.: Bob Lindon, Doug Shively | | |
| Oct. 3 | Florida, Lexington | 26 13 | Sept. 13 | Hawaii, Louisville | 51 0 |
| Oct. 10 | La. State, Baton Rouge | 6 6 | Sept. 20 | Georgia Tech, Lexington | 13 0 |
| Oct. 17 | Miss. State, Lexington | 32 13 | Sept. 27 | Mississippi, Memphis | 6 27 |
| Oct. 24 | Villanova, Lexington | 19 0 | Oct. 11 | Auburn, Lexington | 0 8 |
| Oct. 31 | Rice, Houston | 19 13 | Oct. 18 | La. State, Baton Rouge | 7 32 |
| Nov. 7 | Vanderbilt, Nashville | 40 14 | Oct. 25 | Georgia, Athens | 0 28 |
| Nov. 14 | Memphis State, Lexington | 20 7 | Nov. 1 | Mississippi State, Lexington | 33 12 |
| Nov. 21 | Tennessee, Lexington | 27 21 | Nov. 8 | Vanderbilt, Lexington | 0 0 |
| 1954—Won 7, Lost 3. | | | Nov. 15 | Xavier, Lexington | 20 6 |
| COACH: Blanton Collier | | | Nov. 22 | Tennessee, Knoxville | 6 2 |
| CO-CAPTS.: Harry Kirk, Joe Koch | | | 1959—Won 4, Lost 6. | | |
| Sept. 18 | Maryland, Lexington | 0 20 | COACH: Blanton Collier | | |
| Sept. 25 | Mississippi, Memphis | 9 28 | CO-CAPTS.: Glenn Shaw, Cullen Wilson | | |
| Oct. 2 | La. State, Lexington | 7 6 | Sept. 19 | Georgia Tech., Lexington | 12 14 |
| Oct. 9 | Auburn, Lexington | 21 14 | Sept. 26 | Mississippi, Lexington | 0 16 |
| Oct. 16 | Florida, Gainesville | 7 21 | Oct. 2 | Detroit, Detroit | 32 7 |
| Oct. 23 | Georgia Tech, Atlanta | 13 6 | Oct. 10 | Auburn, Auburn | 0 33 |
| Oct. 30 | Villanova, Lexington | 28 3 | Oct. 17 | La. State, Lexington | 0 9 |
| Nov. 6 | Vanderbilt, Lexington | 19 7 | Oct. 24 | Georgia, Lexington | 7 14 |
| Nov. 13 | Memphis State, Lexington | 33 7 | Oct. 30 | Miami (Fla.), Miami | 22 3 |
| Nov. 20 | Tennessee, Knoxville | 14 13 | Nov. 7 | Vanderbilt, Nashville | 6 11 |
| 1955—Won 6, Lost 3, Tied 1. | | | Nov. 14 | Xavier, Lexington | 41 0 |
| COACH: Blanton Collier | | | Nov. 21 | Tennessee, Lexington | 20 0 |
| CO-CAPTS.: Bob Hardy, Howard Schnellenberger | | | 1960—Won 5, Lost 4, Tied 1. | | |
| Sept. 17 | La. State, Baton Rouge | 7 19 | COACH: Blanton Collier | | |
| Sept. 24 | Mississippi, Lexington | 21 14 | CO-CAPTS.: Jerry Eisaman, Lloyd Hodge | | |
| | | | Sept. 17 | Georgia Tech, Atlanta | 13 23 |



| Date | Team—Site | Ky.Op. | Date | Team—Site | Ky.Op. |
|---|----------------------------|--------|--|-----------------------------|--------|
| Sept. 24 | Mississippi, Memphis | 6 21 | Sept. 25 | Mississippi, Lexington | 16 7 |
| Oct. 1 | Auburn, Lexington | 7 10 | Oct. 2 | Auburn, Auburn | 18 23 |
| Oct. 8 | Marshall, Lexington | 55 0 | Oct. 9 | Florida State, Lexington | 26 24 |
| Oct. 15 | La. State, Lexington | 3 0 | Oct. 16 | L.S.U., Baton Rouge | 21 31 |
| Oct. 22 | Georgia, Lexington | 13 17 | Oct. 23 | Georgia, Lexington | 28 10 |
| Oct. 29 | Fla. State, Tallahassee | 23 0 | Oct. 30 | West Virginia, Lex. (HC) | 28 8 |
| Nov. 5 | Vanderbilt, Lexington | 27 0 | Nov. 6 | Vanderbilt, Nashville | 34 0 |
| Nov. 12 | Xavier, Lexington | 49 0 | Nov. 13 | Houston, Houston | 21 38 |
| Nov. 19 | Tennessee, Knoxville | 10 10 | Nov. 20 | Tennessee, Lex. (K-Day) | 3 19 |
| 1961—Won 5, Lost 5. | | | 1966—Won 3, Lost 6, Tied 1. | | |
| COACH: Blanton Collier | | | COACH: Charlie Bradshaw | | |
| HON. CAPT.: Irv Goode | | | HON. CAPTS.: Rich Machel and Larry Seiple | | |
| Sept. 23 | Miami (Fla.), Lexington | 7 14 | Sept. 17 | North Carolina, Lexington | 10 0 |
| Sept. 30 | Mississippi, Lexington | 6 20 | Sept. 24 | Mississippi, Jackson | 0 17 |
| Oct. 7 | Auburn, Auburn | 14 12 | Oct. 1 | Auburn, Lexington | 17 7 |
| Oct. 14 | Kansas State, Lexington | 21 8 | Oct. 8 | Virginia Tech, Lexington | 0 7 |
| Oct. 21 | La. State, Baton Rouge | 14 24 | Oct. 15 | Louisiana State, Lexington | 0 30 |
| Oct. 28 | Georgia, Athens | 15 16 | Oct. 22 | Georgia, Athens | 15 27 |
| Nov. 4 | Florida State, Lexington | 20 0 | Oct. 29 | West Virginia, Morgantown | 14 14 |
| Nov. 11 | Vanderbilt, Nashville | 16 3 | Nov. 5 | Vanderbilt, Lexington | 14 10 |
| Nov. 18 | Xavier, Lexington | 9 0 | Nov. 12 | Houston, Lexington (HC) | 18 56 |
| Nov. 25 | Tennessee, Lexington | 16 26 | Nov. 19 | Tennessee, Knoxville | 19 28 |
| 1962—Won 3, Lost 5, Tied 2. | | | 1967—Won 2, Lost 8. | | |
| COACH: Charlie Bradshaw | | | COACH: Charlie Bradshaw | | |
| HON. CAPT.: Tommy Simpson | | | HON. CO-CAPTS.: Kerry Curling and Doug Van Meter | | |
| Sept. 22 | Florida State, Lexington | 0 0 | Sept. 23 | Indiana, Bloomington | 10 12 |
| Sept. 29 | Mississippi, Jackson | 0 14 | Sept. 30 | Mississippi, Lexington | 13 26 |
| Oct. 6 | Auburn, Lexington | 6 16 | Oct. 7 | Auburn, Auburn | 7 48 |
| Oct. 12 | Detroit, Detroit | 27 8 | Oct. 14 | V. Tech, Lexington | 14 24 |
| Oct. 20 | La. State, Lexington | 0 7 | Oct. 21 | La. State, Baton Rouge | 7 30 |
| Oct. 27 | Georgia, Athens | 7 7 | Oct. 28 | Georgia, Lexington | 7 31 |
| Nov. 2 | Miami (Fla.), Miami | 17 25 | Nov. 4 | W. Virginia, Lexington (HC) | 22 7 |
| Nov. 10 | Vanderbilt, Lexington | 7 0 | Nov. 11 | Vanderbilt, Nashville | 12 7 |
| Nov. 17 | Xavier, Lexington | 9 14 | Nov. 18 | Florida, Gainesville | 12 28 |
| Nov. 24 | Tennessee, Knoxville | 12 10 | Nov. 25 | Tennessee, Lexington | 7 17 |
| 1963—Won 3, Lost 6, Tied 1. | | | 1968—Won 3, Lost 7. | | |
| COACH: Charlie Bradshaw | | | COACH: Charlie Bradshaw | | |
| HON. CAPT.: Darrell Cox | | | CAPT.: Jeff Van Note | | |
| Sept. 21 | Virginia Tech, Lexington | 33 14 | Sept. 21 | Missouri, Lexington | 12 6 |
| Sept. 28 | Mississippi, Lexington | 7 31 | Sept. 28 | Mississippi, Jackson | 14 30 |
| Oct. 5 | Auburn, Auburn | 13 14 | Oct. 5 | Auburn, Lexington | 7 26 |
| Oct. 12 | Detroit, Lexington | 35 18 | Oct. 12 | Oregon State, Lexington | 35 34 |
| Oct. 19 | La. State, Baton Rouge | 7 28 | Oct. 19 | Louisiana State, Baton R. | 3 13 |
| Oct. 26 | Georgia, Lexington | 14 17 | Oct. 26 | Georgia, Lexington | 14 35 |
| Nov. 2 | Miami (Fla.), Lexington | 14 20 | Nov. 2 | West Va., Morgantown | 35 16 |
| Nov. 9 | Vanderbilt, Nashville | 0 0 | Nov. 9 | Vanderbilt, Lexington | 0 6 |
| Nov. 16 | Baylor, Waco | 19 7 | Nov. 16 | Florida, Lexington | 14 16 |
| Nov. 23 | Tennessee, Lexington | 0 19 | Nov. 23 | Tennessee, Knoxville | 7 24 |
| 1964—Won 5, Lost 5. | | | 1969—Won 2, Lost 8. | | |
| COACH: Charlie Bradshaw | | | COACH: John Ray | | |
| HON. CAPTS.: Jim Foley and Bill Jenkins | | | CAPTAINS: Wilbur Hackett (Def.) and Bill Duke (Off.) | | |
| Sept. 19 | Detroit, Lexington | 13 6 | Sept. 20 | Indiana, Lexington | 30 58 |
| Sept. 26 | Mississippi, Jackson | 27 21 | Sept. 27 | Mississippi, Lexington | 10 9 |
| Oct. 3 | Auburn, Lexington | 20 0 | Oct. 4 | Auburn, Auburn | 3 44 |
| Oct. 10 | Florida State, Tallahassee | 6 48 | Oct. 11 | VPI, Blacksburg | 7 6 |
| Oct. 17 | Louisiana State, Lexington | 7 27 | Oct. 18 | Louisiana State, Lexington | 10 37 |
| Oct. 24 | Georgia, Athens | 7 21 | Oct. 25 | Georgia, Athens | 0 30 |
| Oct. 31 | West Virginia, Morgantown | 21 26 | Nov. 1 | West Virginia, Lexington | 6 7 |
| Nov. 7 | Vanderbilt, Lex. (HC) | 22 21 | Nov. 8 | Vanderbilt, Nashville | 6 42 |
| Nov. 14 | Baylor, Lexington | 15 17 | Nov. 15 | Florida, Gainesville | 6 31 |
| Nov. 21 | Tennessee, Knoxville | 12 7 | Nov. 22 | Tennessee, Lexington | 26 31 |
| 1965—Won 6, Lost 4. | | | | | |
| COACH: Charlie Bradshaw | | | | | |
| HON. CAPTS.: Rick Norton and Sam Ball | | | | | |
| Sept. 18 | Missouri, Columbia | 7 0 | | | |

| Date | Team—Site | Ky.Op. | Date | Team—Site | Ky.Op. |
|---|------------------------------|--------|---|-----------------------------|--------|
| 1970—Won 2, Lost 9. | | | 1973—Won 5, Lost 6. | | |
| COACH: John Ray | | | COACH: Fran Curci | | |
| CAPTAINS: Game Captains | | | CAPTAINS: Ray Barga (O) Frank LeMaster (D) | | |
| Sept. 12 | North Carolina, Chapel Hill | 10 20 | Sept. 15 | Virginia Tech, Lexington | 31 26 |
| Sept. 19 | Kansas State, Lexington | 16 3 | Sept. 22 | Alabama, Lexington | 14 28 |
| Sept. 26 | Mississippi, Jackson | 17 20 | Sept. 29 | Indiana, Bloomington | 3 17 |
| Oct. 3 | Auburn, Lexington | 15 33 | Oct. 6 | Mississippi St., Jackson | 42 14 |
| Oct. 10 | Utah State, Lexington | 6 35 | Oct. 13 | North Carolina, Lexington | 10 16 |
| Oct. 17 | L.S.U., Baton Rouge | 7 14 | Oct. 20 | LSU, Baton Rouge | 21 28 |
| Oct. 24 | Georgia, Lexington | 3 19 | Oct. 27 | Georgia, Athens | 12 7 |
| Oct. 31 | N.C. State, Lexington | 27 2 | Nov. 3 | Tulane, Lexington | 34 7 |
| Nov. 7 | Vanderbilt, Lexington | 17 18 | Nov. 10 | Vanderbilt, Nashville | 27 17 |
| Nov. 14 | Florida, Tampa | 13 24 | Nov. 17 | Florida, Gainesville | 18 20 |
| Nov. 21 | Tennessee, Knoxville | 0 45 | Nov. 24 | Tennessee, Lexington | 14 16 |
| 1971—Won 3, Lost 8. | | | 1974—Won 6, Lost 5. | | |
| COACH: John Ray | | | COACH: Fran Curci | | |
| CAPTAINS: Dan Neal (O), Joe Federspiel (D) | | | CAPTAINS: Mike Fanuzzi (O) Tom Ehlers (D) | | |
| Sept. 11 | Clemson, Clemson | 13 10 | Sept. 14 | Virginia Tech, Blacksburg | 38 7 |
| Sept. 18 | Indiana, Bloomington | 8 26 | Sept. 21 | West Virginia, Morgantown | 3 16 |
| Sept. 25 | Mississippi, Lexington | 20 34 | Sept. 28 | Indiana, Lexington | 28 22 |
| Oct. 2 | Auburn, Auburn | 6 38 | Oct. 5 | Miami (O.), Lexington | 10 14 |
| Oct. 9 | Ohio University, Lexington | 6 35 | Oct. 12 | Auburn, Auburn | 13 31 |
| Oct. 16 | Louisiana State, Lexington | 13 17 | Oct. 19 | LSU, Lexington | 20 13 |
| Oct. 23 | Georgia, Athens | 0 34 | Oct. 26 | Georgia, Lexington | 20 24 |
| Oct. 30 | V.P.I., Lexington | 33 27 | Nov. 2 | Tulane, New Orleans | 30 7 |
| Nov. 6 | Vanderbilt, Nashville | 14 7 | Nov. 9 | Vanderbilt, Lexington | 38 12 |
| Nov. 13 | Florida, Gainesville | 24 35 | Nov. 16 | Florida, Lexington | 41 24 |
| Nov. 20 | Tennessee, Lexington | 7 21 | Nov. 23 | Tennessee, Knoxville | 7 24 |
| 1972—Won 3, Lost 8. | | | 1975—Won 2, Lost 8, Tied 1 | | |
| COACH: John Ray | | | COACH: Fran Curci | | |
| CAPTAINS: Dan Neal (O), Earl Swindle (D) | | | CAPTAINS: Wally Pesuit (O) Tom Ranieri (D) | | |
| Sept. 16 | Villanova, Lexington | 25 7 | Sept. 13 | Virginia Tech, Lexington | 27 8 |
| Sept. 23 | Alabama, Birmingham | 0 35 | Sept. 20 | Kansas, Lexington | 10 14 |
| Sept. 30 | Indiana, Lexington | 34 35 | Sept. 27 | Maryland, Lexington | 10 10 |
| Oct. 7 | Mississippi State, Lexington | 17 13 | Oct. 4 | Penn State, University Park | 3 10 |
| Oct. 14 | North Carolina, Chapel Hill | 20 31 | Oct. 11 | Auburn, Lexington | 9 15 |
| Oct. 21 | LSU, Baton Rouge | 0 10 | Oct. 18 | L.S.U., Baton Rouge | 14 17 |
| Oct. 28 | Georgia, Lexington | 7 13 | Oct. 25 | Georgia, Athens | 13 21 |
| Nov. 4 | Tulane, New Orleans | 7 18 | Nov. 1 | Tulane, Lexington | 23 10 |
| Nov. 11 | Vanderbilt, Lexington | 14 13 | Nov. 8 | Vanderbilt, Nashville | 3 13 |
| Nov. 18 | Florida, Gainesville | 0 40 | Nov. 15 | Florida, Gainesville | 7 48 |
| Nov. 25 | Tennessee, Knoxville | 7 17 | Nov. 22 | Tennessee, Knoxville | 13 17 |

Footnote A — Although numerical scoring had not yet been introduced in Rugby football, either here or in Great Britain, when Kentucky and Transylvania (then known as Kentucky University) played their series in 1881, persons in charge of the games obviously had arrived at some sort of agreement assigning values to the various scoring plays. Records never existed and men who played in the games are now deceased. All we can do is accept the scores printed in the newspapers and surmise that a touchdown perhaps counted $\frac{1}{4}$ point and that a goal or an end-kick (a punt into the modern end zone) counted 1. That seems logical, since in the ratio scoring of that day, a touchdown was worth one-quarter of a goal. The end-kick, a British heritage, undoubtedly was introduced because all realized that green players would score few goals, if any.

Footnote B — The football rules took no official position on the score of a forfeited game until 1908 when it was pegged at 1-0 to make it different from any other score possible in the game. By common consent, forfeited games prior to that were entered into the records as victories by 6-0 for the offended team—everywhere, that is, except in the Southern Intercollegiate Athletic Association, predecessor of the Southern Conference and the Southeastern Conference. In the S.I.A.A. the 6-0 practice was followed unless the offended team had a greater number of points. In that case, the offended team won by the greater score to nothing. Thus, Kentucky's forfeiture to Central University in 1900 is 6-0, since Kentucky led by 11-0 at the time. Kentucky led Cumberland by 12-11 in 1905 when the Tennesseans forfeited. The Blue and White, under S.I.A.A. rules, gets credit for a 12-0 victory.

Awards Time



Rod Stewart with Jaycee Freshman Leadership Award.



John Marcum presents Kentucky Central MVP award to Steve Campassi.



Mike Emanuel receives the G. R. Baker award from Wildcat Club president Bill Ring.



Tom Ranieri receives Frank Seale scholastic award from Gene Meeks.



Dr. Frank Downing presents Wally Pesuit with Salesman's Club Award for Outstanding Offensive Lineman.

WILDCAT FACTS BOOKS

The Wildcat Facts Books, designed originally for Press-Radio-TV, received such a huge response when first offered to the public that they are being offered again this year. Winners and pace-setters in the sports brochure field, the Wildcat Facts Books in both football and basketball contain approximately 140 pages of statistics, facts, figures and records, along with rosters, outlooks, personal sketches of players and coaches and various other items of interest. There are also extensive scouting reports on future foes and advance schedules (in football) of future Wildcat teams, as well as a complete list of lettermen and All-American and All-Conference performers. Basketball Facts will be ready in early November.

THE BIG BLUE MACHINE

Russell Rice's new book, *The Big Blue Machine, A Story of Kentucky Basketball*, follows his best-selling *THE WILDCATS: Kentucky Football*, and is scheduled to roll off the presses in late September. This new book contains 100 more pages than the football book, tracing the history of UK basketball from the very beginning to the end of the 1976 season. It is illustrated by more than 100 photos and contains several chapters of letters and anecdotes from former Wildcat players. The book retails at \$8.95. The \$10.00 purchase price to Sports Publications customers includes sales tax and mailing charges. Please indicate to whom you want the book (or books) autographed.

NAME _____

ADDRESS _____

ADDRESS _____

(Zip Code please)

Enclosed is my remittance in the amount of \$_____ for:

- _____ Copy(ies) of 1976 FOOTBALL FACTS: \$2.50 (postage included)
- _____ Copy(ies) of 1976 BASKETBALL FACTS: \$2.50 (postage included)
- _____ Subscription(s) FOOTBALL NEWSLETTER \$5.00 (postage included)
- _____ Autographed Copy(ies) *THE BLUE MACHINE* \$10.00 (Postage incl.)
- _____ Autographed Copy(ies) *THE WILDCATS* \$8.50 (Postage incl.)
- _____ Both books (*Blue Machine* and *Wildcats*) \$16.00 (Postage incl.)
- _____ Entire Package--Facts books, newsletter, Rice books \$25.00

Please make remittance payable to—

SPORTS PUBLICATIONS, Memorial Coliseum, Lexington, Ky. 40506
Do not combine orders for these publications with any ticket orders.

