KENTUCKY



1995-96 BASKETBALL

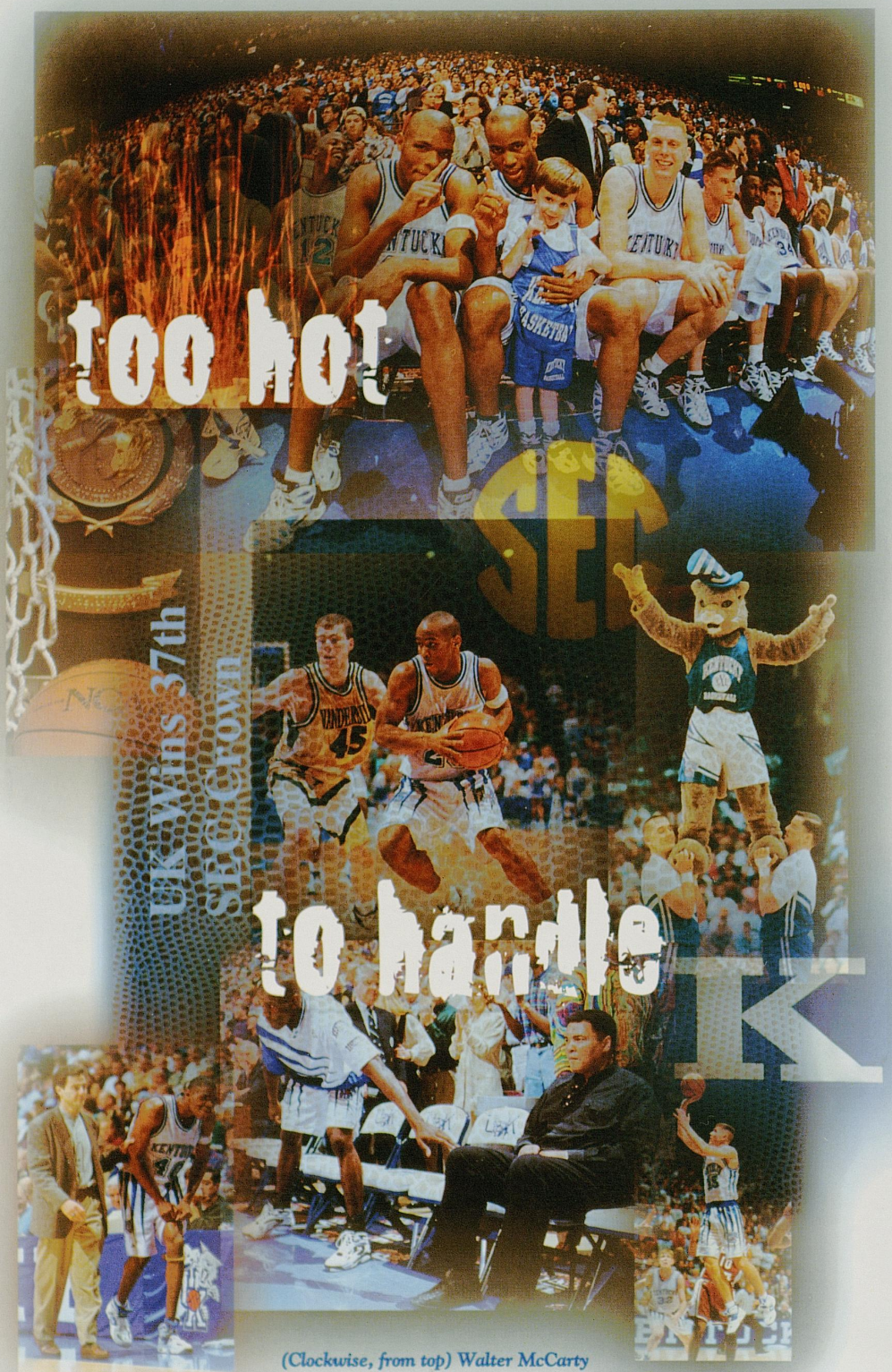

(Clockwise, from top) Walter McCarty & Anthony Epps with Ryan Pitino; The Kentucky Wildcat; Jeff Sheppard; Tony Delk with Kentucky native Muhammad Ali; Rick Pitino with Walter McCarty; Anthony Epps.

1995-96 UNIVERSITY OF KENTUCKY BASKETBALL GUIDE

GENERAL INFORMATION

Covering the Cats 2-3
Basketball Quick Facts 3
Athletics Phone Directory 4

OUTLOOK

1995-96 Preview 6-12
Roster 13
SEC/NCAA Brackets 14
1995-96 UK Schedule ..... Back Cover

THE PLAYERS

Radio/TV Chart 16
Derek Anderson 17
Tony Delk 18-19
Allen Edwards 20
Anthony Epps 21-22
Jason Lathrem 23
Walter McCarty 24-25
Ron Mercer 26
Cameron Mills 27
Nazr Mohammed 28
Mark Pope 29-30
Jared Prickett 31-32
Jeff Sheppard 33-34
Oliver Simmons 35
Wayne Turner 36
Antoine Walker 37-38
Player Game-by-Game Stats 39-46

THE STAFF

Rick Pitino 48-53
Jim O'Brien 54
Delray Brooks 55
Winston Bennett 56
Shaun Brown, Bill Keightley 57
Support Staff 58

1994-95 REVIEW

Italy Tour '95 60-61
Season Review 62
Final Season Stats 63
Game-by-Game Stats 64-65
Departed Lettermen 66
1994-95 Team Awards 67
Game Reviews 68-78
Final SEC Team Stats 79
Final SEC Individual Stats 80

THE OPPONENTS

Alabama / Arkansas 82-83
Auburn / Florida 84-85
Georgia / Georgia Tech 86-87
Indiana / Iona 88-89
LSU / Louisville 90-91
Marshall / Maryland 92-93
Massachusetts / Mississippi 94-95
Mississippi State / Morehead State 96-97
Rider / St. John's 98-99
South Carolina / Tennessee 100-101
Texas Christian / Vanderbilt 102-103
Wisconsin-Green Bay 104

THE UNIVERSITY

This is UK 106-107
CATS Academics 108-109
UK Facilities 110-111
Team Travel 112
Blue and White Fund 113
President, Athletics Director 114-115
Administrative Staff 116-117
Other UK Head Coaches 118
Committee of 101 / Alumni Assoc. 119
Lexington, Kentucky 120

TRADITION & HISTORY

Kentucky Basketball Timeline 122-129
UK Basketball Museum 130
Coaches Through The Years 131-132
National Championship Teams 133-141
UK Lettermen 142-144
Success — Academic & Athletic 145-151
All-Americans 152-153
Retired Jerseys 154-155
Awards & Honors 156-158
Who Were? 159
UK in the NCAA Tournament 160-163
UK in the SEC 164-165
UK in Invitational Tournaments 166
Top 10 Rankings 166
All-Time Wire Rankings 167-170
Biggest Games 171-174
Cats on TV 175-176
Alumni Gym 177
Memorial Coliseum 178-179
Rupp Arena 180-181
Freedom Hall / Louisville 182-183
Cats in the Pros 184
The Southeastern Conference 185
1995-96 SEC Schedule 186
UK Pageantry 187-188

RECORDS

General Records 190-192
Rupp Arena Records 193
Scoring, Year-By-Year Points 194-195
Rebounding, Field Goals 196-197
Three-Point Goals, Free Throws 198-199
Assists, Attendance 200-201
Streaks / Overtime Games 202
Year-by-Year Team Stats 203-204
1,000-Point Scorers 205-211
All-Time Results 212-225
Scores vs. All Opponents 226-234

MEDIA DIRECTORY

UK Basketball Media Outlets 236-237
UK Basketball Broadcast Networks 238-239
City of Lexington 240

Front Cover
(Clockwise from top) Cheerleader Stacy VanCleave; Tony Delk; Rick Pitino; Mark Pope; Anthony Epps; Jared Prickett; Walter McCarty; Jeff Sheppard

The 1995-96 University of Kentucky Wildcats Basketball Media Guide was produced by the University of Kentucky Athletics Association, C.M. Newton, Director.

University of Kentucky Athletics
Memorial Coliseum
Avenue of Champions
Lexington, KY 40506-0019
(606) 257-8000

CREDITS

Written & Compiled.....Brooks Downing

Editors .....Rena Vicini & Brooks Downing

Editorial Assistants .....Andre Foushee, Ryan Robinson, Brett Johnson, Shawn Robinson, Judd Hancock, Joyce Baxter

Contributing Writers .....Julie Wiedmer, Russell Rice

Photography.....David Coyle, Dallas Mavericks, Washington Bullets, Los Angeles Lakers, Vatican Services, Bill Straus, Brooks Downing

Graphic Design .....By Design

Cover Design...Cameron Creative

Printing...Post Printing Company

To purchase additional copies of this publication, send check/ money order for $15 each, which includes postage/handling to:

UNIVERSITY OF KENTUCKY ATHLETICS
Media Relations
Memorial Coliseum
Lexington, KY 40506-0019

Covering the Cats

Covering Kentucky

The 1995-96 edition of the University of Kentucky basketball media guide has been produced to assist you with your coverage of the Wildcats. Additional information, including press releases, photographs/slides, clips and film footage is available upon request. Please take a moment to familiarize yourself with Kentucky's media policies, as stated on the following pages.

CREDENTIALS — Credentials for UK home games are issued for working media only and should be requested as early as possible. Requests must be made in writing on company letterhead and are honored only from sports editors of daily newspapers and sports directors of radio and television stations.

The University of Kentucky follows the guidelines set forth by the NCAA and the Southeastern Conference in governing the issuance of credentials. Season credentials will be granted only to daily newspapers and television/radio stations that cover UK basketball on a regular basis. Otherwise, television/radio stations and weekly newspapers will be granted credentials on a single-game, space-available basis.

Requests for season credentials should arrive by November 1. Requests for single-game credentials should arrive no later than one week in advance of the game. All requests for credentials should be made to:

RENA VICINI
Assistant AD/Media Relations
University of Kentucky Athletics
Memorial Coliseum, Lexington, KY 40506-0019

Media Services

MEDIA PARKING — Available at Rupp Arena on a limited basis. The city of Lexington assesses a small charge for parking privileges. Requests should be made when submitting press and/or photo credential requests. The media parking area can be accessed from Main Street. Lot opens three hours before tipoff.

MEDIA ROOM — The media room is located beneath section 28 and can be accessed through the floor exit beneath section 26. Working facilities, with necessary outlets and a limited number of telephones, are available.

MEDIA SERVICES — The University of Kentucky uses the "Final III" computerized statistics system, which has been used during the last 10 NCAA Final Fours. Working media will receive the following:

*Game program and notes
*Halftime statistics
*Coach and player quotes
*Complete play-by-play
*Shot charts
*Final statistics

MEDIA WILL CALL — Located through the security door of Rupp Arena which is adjacent to Door 5 of the receiving area. The media parking lot can be accessed from Main Street. Credentials are not available at the public Will Call window on the High Street concourse level.

PHOTOGRAPHERS — The photo zones are appropriately marked on the Rupp Arena floor. Some photo spots have been assigned. Because of space demands, limited shooting is allowed on the press row sideline.

RADIO/TV RIGHTS — Broadcasting rights to UK games are assigned exclusively to Sports Communications, Inc., of Lexington. One reciprocal rights fee waiver is guaranteed opponent schools visiting Lexington.

SEC SERVICES — Coach Pitino, along with the other 11 conference coaches, will participate in the Southeastern Conference's teleconference call. The calls are conducted on Mondays and Thursdays during the conference portion of the schedule. For a conference call schedule and phone number, contact the SEC Media Relations office at (205) 458-3000. The SEC also operates a 24-hour computer bulletin board with updated statistics and notes on all 12 teams. For further information on these services, contact the SEC Media Relations office.

FAX-ON-DEMAND — University of Kentucky releases and statistics are available to members of the media via Fax-on-Demand. This automated service, which instantly sends information to your fax machine, is operational 24 hours a day, seven days a week. For instructions, please contact the UK Media Relations office at (606) 257-3838. This service is available to media members only.

TELEPHONES — A limited number of telephones is available in the Rupp Arena media room. Newspapers and radio stations desiring their own private lines, to be installed either on press row or in the media room, should contact GTE at (606) 223-9422.

INTERVIEW POLICIES — GENERAL — All interviews with University of Kentucky basketball players or coaches must be arranged through the Media Relations office.

The Wildcat Lodge living quarters is a private team area. Absolutely no media members are permitted in this area at any time.

COVERING PRACTICE — In general, UK basketball practices are closed. Some exceptions are made one day prior to games. Player interviews may be conducted 30 minutes prior to practices the day before games. Coach Pitino meets with members of the media 15 minutes prior to those practices.

POSTGAME INTERVIEWS — Following each game, there will be a 25-minute cooling-off period, during which time the players will shower and dress. Approximately 10 minutes after the game ends, Coach Pitino will conduct his postgame press conference. A player will also be taken to the UK Radio Network. Following Coach Pitino's press conference and the cooling-off period, the UK lockerroom will be open to all members of the media for 15 minutes.

Covering the Cats

PRESS CONFERENCES — Coach Pitino will conduct several press conferences throughout the season at Memorial Coliseum. Contact the Media Relations office for scheduling details.

RADIO CALL-IN SHOWS — As specified by the Southeastern Conference, no players will be allowed to participate in radio call-in shows. Coach Pitino may not participate in any radio show other than those specified in his contract.

TELEPHONE PLAYER INTERVIEWS — Request telephone interviews at least 24 hours in advance through the Media Relations office. Telephone requests will be returned during the 30-minute block of time before practices one day prior to games.

Kentucky Quick Facts

Location: Lexington, KY 40506-0019
Founded: 1865
Enrollment: 24,000 (campus) 30,000 (at 14 community colleges)
President: Dr. Charles T. Wethington Jr.
Faculty Representative: Dr. Virginia Atwood
Conference: Southeastern (Eastern Division)
Nickname: Wildcats
Colors: Blue and White
Arena: Rupp Arena
Capacity: 23,000

UK Athletics Association

Athletics Director: C. M. Newton
Senior Associate Director: Larry W. Ivy
Associate Director: Kathy DeBoer
Assistant Directors: Bob Bradley—Academics
Jack Fligg—Football Operations
John Cropp—Special Projects
Rena Vicini—Media Relations
Assistants to the A.D.: Frank Ham, Micki King
Director of Compliance: Sandra Bell
Ticket Manager: Barbara Donnelly

Head Coach

Rick Pitino (Massachusetts, 1974)
College Coaching Record: 283-117 (13 years, 70.8%)
NBA Coaching Record: 90-74 (2 years, 54.9%)
Kentucky Coaching Record: 150-43 (6 years, 77.7%)

Coaching Staff

Associate Coach: Jim O'Brien (St Joseph's, 1974)
Assistant Coaches:
Delray Brooks (Providence, 1988)
Winston Bennett (Kentucky, 1987)
Strength/Conditioning Coach: Shaun Brown
Assistant Strength Coach: Layne Kaufman
Equipment Manager: Bill Keightley
Trainer: Eddie Jamiel
Administrative Assistant: Marta McMackin
Staff Assistant: Erin Smith
Basketball Phone Number: (606) 257-1916

Team Information

1994-95 Record: 28-5
SEC Record: 14-2 (1st SEC East/Overall)
Final AP Poll: 2nd
Final CNN-USA Today Poll: 5th
Postseason Play:
SEC — 3-0, Tournament Champions;
NCAA — 3-1, lost Southeast Region Championship, 74-61, to North Carolina.
Lettermen Returning: 9—Tony Delk, Allen Edwards, Anthony Epps, Walter McCarty, Cameron Mills, Mark Pope, Jared Prickett, Jeff Sheppard, Antoine Walker
Lettermen Lost: 4—Chris Harrison, Scott Padgett, Andre Riddick, Rodrick Rhodes
Starters Returning: 3—Tony Delk, Walter McCarty, Jeff Sheppard
Starters Lost: 2—Andre Riddick, Rodrick Rhodes
Newcomers: 6—Derek Anderson, Jason Lathrem, Ron Mercer, Nazr Mohammed, Oliver Simmons, Wayne Turner

CAT NIPS

KENTUCKY TRADITION

The University of Kentucky is known internationally as one of the elite college basketball programs in the United States. The highlights of the school's tradition include:

- **1,616-518 All-Time Record**
- **Five NCAA Titles (1948, '49, '51, '58, '78)**
- **Two NCAA Runner-Up Finishes (1966, '75)**
- **10 Final Four Appearances (1942, '48, '49, '51, '58, '66, '75, '78, '84, '93)**
- **36 NCAA Tournament Appearances**
- **37 SEC Championships**
- **19 SEC Tournament Titles**

NATIONAL LEADERS

The 1994-95 Kentucky Wildcats led the nation in scoring margin, the average number of points by which they defeated each opponent. In finishing with a 28-5 record, Kentucky outscored its opponents by 18.4 points per game to lead Division I college basketball.

PITINO'S NUMBERS

- **Coach Rick Pitino has won at least 20 games in five of his six seasons at UK. (His first team finished 14-14.)**
- **He needs 17 wins this season to hit the 300-win plateau in his 14 years as a college head coach.**
- **The Cats' win in the Southeast Regional over Arizona State last season was Pitino's 150th victory as UK's head coach.**
- **Pitino is 12-0 in SEC Tournament play with four-consecutive tournament titles.**
- **Pitino is also 23-4 in postseason play (SEC/NCAA) the past four years.**

FEWER THREES

Live by the three, die by the three. The theme of the Rick Pitino coached Cats was once true, but does it still apply? True, Kentucky has made more three-point shots than their opponents in 157 of 192 games since the former New York Knicks coach took over. And in 1994-95, the Wildcats connected on more three-pointers than their opponents in 23 of 33 games. But their numbers were down by 121 attempts from the year before, nearly three less threes per game. A review of the outside shot in the Pitino era:

1989-90	UK 281-810 (34.7%)
	Opp 167-436 (38.3%)
1990-91	UK 242-715 (33.8%)
	Opp 99-304 (32.6%)
1991-92	UK 317-888 (35.7%)
	Opp 125-415 (30.1%)
1992-93	UK 340-862 (39.4%)
	Opp 139-420 (33.1%)
1993-94	UK 301-857 (35.1%)
	Opp 189-566 (33.4%)
1994-95	UK 276-736 (37.5%)
	Opp 165-517 (31.9%)

UK Athletics Phone Directory

UK Media Relations Directory



RENA VICINI
ASSISTANT AD/
MEDIA RELATIONS
OFFICE: (606) 257-3838
HOME: (606) 269-5814

TONY NEELY
SPORTS
INFORMATION
DIRECTOR
FOOTBALL CONTACT
OFFICE: (606) 257-3838
HOME: (606) 271-5976





BROOKS DOWNING
ASSISTANT DIRECTOR
BASKETBALL CONTACT
OFFICE: (606) 257-3838
HOME: (606) 263-7825

GAIL DENT
ASSISTANT DIRECTOR
OFFICE: (606) 257-3838
HOME: (606) 272-5703





JOYCE BAXTER
ADMINISTRATIVE
ASSISTANT
OFFICE: (606) 257-3838
HOME: (606) 734-5261

SANDY BOYKEN
PROJECTS
COORDINATOR
OFFICE: (606) 257-3838
HOME: (606) 263-2374



MAILING/OVERNIGHT ADDRESS:
Memorial Coliseum
Avenue of Champions
Lexington, KY 40506-0019

ADMINISTRATION 257-8000
C. M. Newton, Athletics Director
Larry W. Ivy, Senior Associate AD
Kathy DeBoer, Associate Director
Barbara Isham, Executive Assistant

ACADEMICS (CATS) 257-1897
Bob Bradley, Assistant AD
Barbara Deniston, Director of Student Development
Sheila Breeding, Academic Skills Coordinator
Ann Sampson, Staff Assistant

BASKETBALL OFFICE 257-1916
Rick Pitino, Head Coach
Jim O'Brien, Associate Coach
Delray Brooks, Assistant Coach
Winston Bennett, Assistant Coach
Shaun Brown, Strength/Conditioning Coach
Marta McMackin, Administrative Assistant
Erin Smith, Staff Assistant

BUSINESS OFFICE 257-8000
Sandy Morgan, Administrative Assistant
J. R. Hisle, Accounting Manager
David Boyd, Computer Consultant
Rita Griffith, Accounting Clerk
Barbara Kiser, Accounting Clerk
Carol Gibson, Accounting Clerk
J.J. Jones, Accounting Clerk
Carol Ann Maupin, Accounting Clerk

COMPLIANCE.....257-8604
Sandy Bell, Director of Compliance
John Butler, Compliance Coordinator

EQUIPMENT.....257-1889
Bill Keightley, Equipment Manager

MARKETING, PROMOTIONS & FUNDRAISING.....257-8000
Kyle Moats, Marketing Director
Alyssa Middleton, Promotions Coordinator
Tamara Calton, Administrative Assistant
Pat McBeath, Staff Assistant

NUTTER FIELD HOUSE.....257-7122
Russ Pear, Facilities Coordinator
Jason Bauman, Field House Manager
Mary Anderson, Staff Assistant

STUDENT ADMISSIONS....257-1757
Rodney Stiles, Director, Administrative Services
Suzanne Wooten, Staff Assistant

TICKET OFFICE 257-1818
Barbara Donnelly, Ticket Manager
Sheila Chapman, Assistant Manager
Lydia Wehrle, Staff Assistant
Sue Childers, Staff Assistant

TRAINING ROOM.....257-2750
Eddie Jamiel, Trainer

VIDEO.....257-5137
David Combs, Video Director
Darin Carr, Assistant

Frequently Called Numbers

Basketball Office	(606) 257-1916
Athletics Director	(606) 257-8000
Rupp Arena Administrative	(606) 233-4567
Rupp Arena Press Row	(606) 252-3602
Media Relations	(606) 257-3838
Media Relations Fax	(606) 323-4310

Media Relations Interns



Susan Hazzard



Brett Johnson



Shawn Robinson



Four seniors return to the 1995-96 basketball team, including Mark Pope, as well as three returning starters, making this one of the most experienced teams in college basketball this year.

1995-96 Outlook

1995 - 96 Outlook

There have long been two main attractions for following sports in the Bluegrass State — horse racing and University of Kentucky basketball.

The two are quite similar. To be successful in either, great material, superb conditioning and a top-notch manager are essential. And a little luck, whether it's in the scheduling or the draw, is a must.

When fans measure success in horse racing, many are quick to reel off Kentucky Derby winners with "Big Red," Secretariat, the odds-on favorite.

But when University of Kentucky basketball fans measure success, they review the excellent history and tradition of the program. And they also recall the last four seasons under Coach Rick Pitino — four Southeastern Conference Tournament titles, one SEC Championship, a Final Four appearance and two Final Eight finishes.

But the hopes of the upcoming season are always prevalent. For the 1995-96 Kentucky Wildcats men's basketball team, hopes for unmatched success on the hardwood are running rampant.

Pitino enters his seventh season at Kentucky with a stable of top-quality athletes. On paper, it's the most talent he's ever coached at the collegiate level. His latest edition returns nine lettermen from a year ago, including three starters, as well as four other Wildcats who have at least two starts on their stats sheets. And even more importantly, there are four experienced seniors to provide leadership.


Tony Delk

Is this the makeup of a championship team, a team that could bring home the roses?

"You don't know that until you see them on the basketball court," Pitino said. "If it's a track race or a jumping contest or a combination of athletic events, then certainly it is. But is it the best basketball team? You don't know."

This year's talent combines great athletic ability with superb basketball talent. Add a coach with a track record spanning 13 years and whose stats sheet shows that he's won more than 70 percent of his games, and Kentucky is capable of winning its sixth national title. But molding the talents of this Kentucky squad may be one of the biggest challenges Pitino has faced.

"Are we going to be one ball and 10 people uniting and coming together to be a great team," asked the 43-year-old coach, "or are we going to need three or four basketballs? That's the biggest question mark right now. Can this team blend into a cohesive unit without egos standing in the way of this team improving and reaching its potential?"

The Strengths

While talent and experience are the obvious strengths, Pitino says that great teams are made defensively.

"I think we'll develop into a good defensive team," Pitino said. "I think we'll be a big time steal team. We should be very active in our point production too. We'll score a lot of points."

The Cats have averaged 87.0 points per game since the New York

1995 - 96 Outlook

native took over as head coach in 1989. In his first year, UK scored 88.8 per outing, and last year, the numbers were an impressive 87.4 points per game. But UK's defense was the key, holding opponents to 69.0 points per game. The difference allowed the Cats to own a 28-5 record in '95 while leading the nation in scoring margin at 18.4 points per game.

Yet, no team enters a season without its weaknesses. This year's main weakness is the same that led to last season's end, just one win shy of the Final Four — shooting. In the 1995 regional final against North Carolina, the Tar Heels dared Pitino's bunch to fire away outside. The Wildcats never got untracked, and in turn, sunk to a season-low 28.0 percent from the field, 19.4 percent from the three-point line, in losing 74-61.

"Consistent outside shooting and free throw shooting, along with passing, will be our weaknesses," Pitino said. "Those are the major obstacles we have to overcome."

The Cats got a jump on turning their weaknesses into strengths with a trip to Italy in August. The returning players visited Milan, Venice, Florence and Rome, seeing sights such as the Grand Canals of Venice, the Colisseum of ancient Rome and Vatican City. But more importantly, Pitino used the 10 days of practice prior to leaving, as well as the five games overseas, as a chance to improve his returning players while also tinkering with positional changes.

"Are we going to be one ball and 10 people uniting and coming together to be a great team," asked the 43-year-old coach, "or are we going to need three or four basketballs? That's the biggest question mark right now. Can this team blend into a cohesive unit without egos standing in the way of this team improving and reaching its potential?"

The Stable

Leading the list of changes is **Tony Delk**, a 6-1 shooting guard who will make the transition to point guard. He led the team in scoring last season, averaging 16.7 points per game. In Italy, Delk moved to the point and still led the team in scoring through five games, averaging 24.8 per contest while the team finished with a 4-1 record, playing four professional Italian teams and one pro team from Russia.

"Our reasons for moving Tony to point guard are twofold," Pitino said. "One, it allows **Jeff Sheppard** to move back to his natural two-guard position and two, if Tony wants to play in the NBA, he'll have to play the point. And he can do it."

Delk finished the 1994-95 season as a first-team AP All-SEC selection and third-team All-America by *Basketball Weekly*. He has scored 1,251 points in his UK career, good enough for 26th on the Wildcats' all-time scoring list. He should become the school's all-time record holder in three-pointers made and attempted early in the upcoming season.



Walter McCarty

1995 - 96 Outlook

Backing up Delk at the point will be veteran **Anthony Epps**. The Marion County, Ky., native started the first six games at point guard last winter, and became a valuable sixth man after Sheppard was moved into the starting lineup. Epps was a solid contributor, averaging 6.7 points in nearly 20 minutes of action per game. He was also the team's top free throw shooter, hitting 85.0 percent from the foul line.

"Anthony has become very consistent," Pitino said. "And in the final two minutes, he's one of the best players on the team."

In the SEC Championship game last year, Epps came up with a crucial steal and two free throws in overtime to give the Cats a come-from-behind victory over Arkansas, 95-93.

Sheppard, a 6-3 guard, started the last 27 games a year ago, all at point. He was third on the team in assists with 89 and fourth on the squad in scoring, averaging 8.3 points per game. The high-flying guard from Georgia is now a double threat.

"Jeff can play either position at guard for us," Pitino said. "And he's one of the most athletic players I've ever coached."

But the junior from Peachtree City, Ga., will have to battle to retain a starting position this season. A host of other Cats are capable of playing the "swingman" role, including freshman **Ron Mercer**. Mercer was a highly sought-after recruit from Nashville, Tenn., who chose to play his senior season of basketball at Oak Hill Academy in Virginia, one of the top high school programs in the nation.



The 6-7 guard-forward averaged 26.3 points per game and 6.3 rebounds per game to earn the Ban/Naismith Male Prep Player of the Year Award, an annual honor given to the nation's top high school basketball player. He earned first-team *Parade* and McDonald's All-America recognition.

But with a difficult offensive and defensive system to learn, can a freshman play right away for Kentucky?

"He was blessed with maturity beyond his years," said Pitino, who battled Tennessee, Florida, North Carolina and others in recruiting Mercer. "Plus, he was one of the premier high school players in the nation last year."

Allen Edwards, who saw limited action last year as a freshman, also returns to compete at shooting guard and small forward. But due to the number of players at those positions, Edwards, who was Pitino's MVP of the Italy trip, may be redshirted this season.

"You don't redshirt someone who can't help your team," Pitino said. "Al has the chance to sit out a season, work on his game, work on his grades, and improve his chances of earning a starting position and a shot at the NBA by the time he graduates."

The 6-5 native of Miami, Fla., averaged 12.0 points per game overseas last summer, earning a starting position at small forward in the Cats final game, a 115-86 win over Siena. Edwards scored 15 points and grabbed 10 rebounds in that outing.

But while Edwards may not see game action this season, freshman **Wayne Turner** may join Mercer in gaining significant minutes early for the Wildcats. Turner, a 6-2 guard from Massachusetts, is the prototypical lead guard, according to Pitino. He averaged 36.1 points and 10.1 assists per game in earning first-team *Parade* and McDonald's All-America honors. His style of play has drawn comparisons to former Detroit Pistons' all-star Isiah Thomas.

"He may be the quickest player I've ever coached," Pitino said. "There aren't too many players that can stop him when he has the ball."

Another newcomer that will see action at either two-guard or small forward will be Ohio State transfer **Derek Anderson**, who sat out last season as a redshirt on the UK sidelines. The 6-4 guard is explosive on offense. Against Kentucky in the 1993 Maui Classic, Anderson scored 23 points and grabbed five boards for the Buckeyes.

"He's very talented," Pitino said. "He has skills to play both guard positions or small forward, but we'll use him primarily at the two or three spot."

Rounding out Pitino's pickings at the guard position is sophomore **Cameron Mills**. Mills saw limited action last year, but as one of the top shooters on the team, he could be a zone buster for the Cats, a la Chris Harrison, who graduated in '95.

"I think we'll develop into a good defensive team," Pitino said. "I think we'll be a big time steal team. We should be very active in our point production too. We'll score a lot of points."

Looking at the roster, it appears the talent at guard is tremendous. But Pitino is not sold on his depth just yet.

"There are a lot of question marks," Pitino said. "Wayne Turner — how much will he play? Will Derek Anderson play some two guard?

"The backcourt is questionable right now. I wouldn't say we're loaded. I'd say we're loaded at the three-spot more than anywhere else."


Mark Pope

Pitino pencils in Anderson, Mercer, Edwards and **Antoine Walker** as small forward possibilities. Walker had a fantastic summer, finishing as the leading scorer and rebounder at the U.S. Olympic Festival in Denver, averaging 20.5 points and 7.3 rebounds per game to earn All-Tournament team recognition. He also played well in Italy, finishing as the team's second-leading scorer averaging 20.8 points and 7.8 rebounds. In the team's opening win over Cagiva Varese, the Chicago native scored a game-high 31 points.

And, last season as a freshman, he scored 21 points against Florida in the SEC Tournament semifinals and followed that effort with 23 points against Arkansas in the championship game. For the tournament, he was awarded the MVP trophy.

"Antoine will really be a special player when his plusses outweigh his minuses," Pitino said. "He gives up as many points as he scores with his defensive liabilities, and I'm sure that will be corrected. When we rid him of his defensive liabilities, I think he'll absolutely be a great prospect."

1995 - 96 Outlook

"You don't redshirt someone who can't help your team," Pitino said. "Al has the chance to sit out a season, work on his game, work on his grades, and improve his chances of earning a starting position and a shot at the NBA by the time he graduates."

Walker will share front-line duty with another great prospect, **Walter McCarty**. The 6-10 senior from Evansville, Ind., returns as one of the most skilled players in college basketball. McCarty can handle the ball on the break, shoot the three and dominate the glass. And his gazelle-like features allow him to be a major threat on the press.

"He could be a potential lottery pick," Pitino said. "He does it all from the inside."

In the paint, the Cats' fortunes could rest on the broad shoulders of senior **Mark Pope**, who begins his second season in the lineup after transferring from Washington. The 6-10 Pope stepped in last year as a backup and a part-time starter and led the team in rebounding, averaging 6.3 boards per game. But the classic in-the-paint banger has a passion for banging a little too often, earning a "very foul" reputation.

"Right now, after watching the team in Italy, we will probably start McCarty at center unless things change," Pitino said. "Pope is extremely foul prone. He got in foul trouble in every Italian game except the one where we did not start him. He was even in foul trouble all last season."

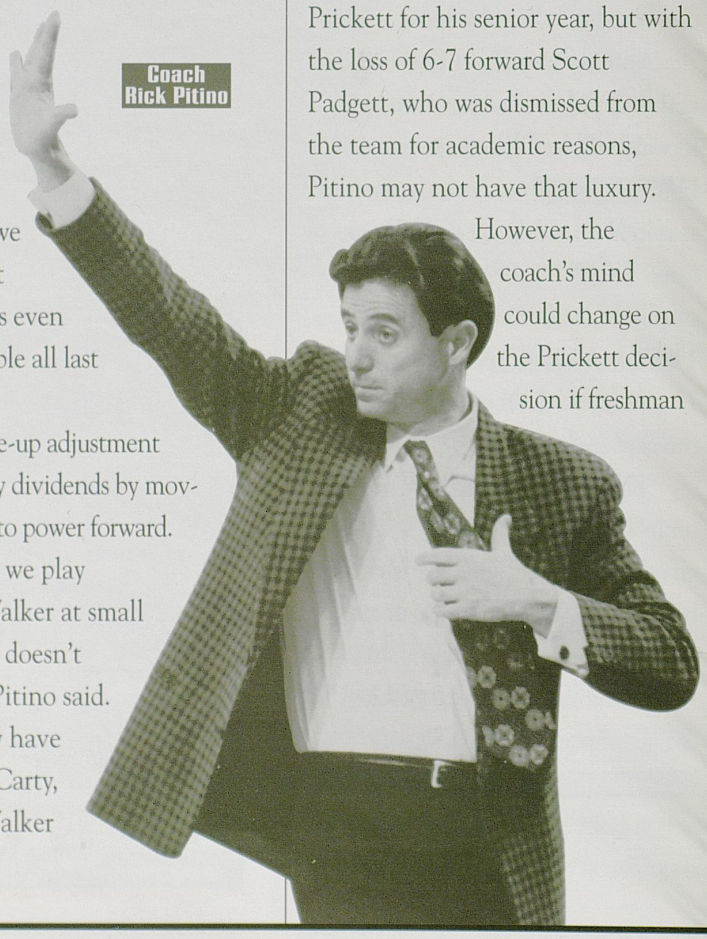

Coach Rick Pitino

The line-up adjustment may also pay dividends by moving Walker to power forward.

"When we play Antoine Walker at small forward, he doesn't rebound," Pitino said. "So we may have Walter McCarty, Antoine Walker and possibly Ron Mercer in the starting lineup."

But don't forget **Jared Prickett**. The 6-9 power forward is a tireless worker in the paint, and last year, he averaged 4.8 rebounds per game, proving to be a consistent reserve and an efficient starter, getting the opening nod in five games for the Cats.

But the big redhead from Fairmont, W.Va., underwent knee surgery in June, when he had a bone growth removed that was a result of two collisions last season. Pitino had hoped to redshirt Prickett for his senior year, but with the loss of 6-7 forward Scott Padgett, who was dismissed from the team for academic reasons, Pitino may not have that luxury.

However, the coach's mind could change on the Prickett decision if freshman

1995 - 96 Outlook


Jared Prickett

Oliver Simmons has the ability to provide quality minutes off the bench. The 6-8 low post player is, according to Pitino, one of the most fundamentally sound ballplayers he's seen coming out of high school. If Simmons can learn the system and obtain the maturity to perform against top-quality competition, then Prickett will be redshirted. But that decision won't be made until November.

Nazr Mohammed, a 6-10, 250-pound bruiser from Chicago, may see minutes this season. The big center must first get in better shape to play 94 feet. But he could provide valuable minutes in a reserve role in the paint. **Jason Lathrem**, a 6-5 walk-on from Greenwood High in Bowling Green, Ky., will have the opportunity to improve his game on UK's junior varsity squad.

The Schedule

The structure of the upcoming season can be likened to horse racing's Triple Crown. The first race, the early and very difficult non-conference schedule, will test the young-but-talented Cats. The second leg, the conference race, is always grueling with a tough Southeastern Conference. The finale is postseason play — March Madness.

"My greatest concern is the schedule," Pitino said. "I don't think the schedule favors the building of a strong basketball team early in the season. We have a lot of young players who will probably wind up getting a lot of significant minutes."

Kentucky tips-off the season appropriately on national television in the Hall of Fame Tip-Off Classic. The Wildcats will face Atlantic Coast Conference-power Maryland in Springfield, Mass., on Nov. 24, and while the Terrapins welcome back four of their five starters from a year ago, they'll be missing the NBA's top draft pick, Joe Smith, who averaged 20.1 points and 10.7 rebounds per game.

The Cats then travel to Auburn Hills, Mich., four days later to face Massachusetts in the Great Eight. Following a road trip to Indianapolis to face Bobby Knight's Hoosiers on Dec. 2, the Cats will open up at Rupp Arena on Dec. 6 against Wisconsin-Green Bay. But still, there's no rest for the weary — Georgia Tech, Morehead State,


Jeff Sheppard

Marshall (in Louisville) and Louisville round out a five-game in-state stretch leading up to Christmas.

"We don't have a break," Pitino said. "That's the only thing I don't like about the upcoming season is this schedule. I don't think it allows us to grow and mature in the right way. I always like a tough schedule because it makes you better, but you also need a time to breathe. This schedule doesn't allow that."

Between Christmas and New Year's, Kentucky will participate in the ECAC Holiday Festival at Madison Square Garden in New York City. The Cats open with Rider and then face either St. John's or Iona.

Then it's on to the rugged SEC schedule, highlighted by the return to Rupp of NCAA runner-up Arkansas on Feb. 11. The Wildcats will step out of league play on Jan. 20 when they host Billy Tubbs' Texas Christian squad.

At the conclusion of regular season play with Vanderbilt on Senior Day, March 2, the Cats will make the turn for the title, beginning with the SEC Tournament in New Orleans, March 7-10.

The Title Chase

The race for East Rutherford, N.J., the site of the 1996 Final Four, is underway. Prognosticators have tabbed the Cats preseason **No. 1** in several polls. Depth and experience will be known factors, but the Cats must shoot better and continue to impose their smothering defense.

"I felt last year and Jamal Mashburn's final year (1993), we had a shot at the title," Pitino said. "This year, we will have a shot again. From now on, the growing pains of rebuilding this squad are behind us."

Are the expectations for this team too high?

"I think the team is a tad overrated from what I've witnessed," according to the coach. "But we have the potential to be rated where the people expect us. We'll just have to work hard."

And perhaps at the finish, Pitino's seventh team will be left standing in the winner's circle.

UK To Field JV Team

Coach Rick Pitino will field his first junior varsity squad at Kentucky. The 12-to-15 games against small college and junior college programs would be played primarily at UK's Memorial Coliseum. Owensboro, Ky., and Cincinnati. have also been mentioned as possible sites.

The team would be comprised of Cameron Mills, Jason Lathrem and other walk-ons, as well as scholarship players needing additional experience.

"I'd rather have some of our reserves playing a whole game against an opponent rather than three minutes of garbage time late in a varsity game," Pitino said.

The games do count toward the player's eligibility. Each player — be it varsity or junior varsity action or a combination of both — is allowed a maximum total of 27 games per season, with legal exemptions, prior to postseason play, according to NCAA rules.

RICK PITINO QUOTES

ON THE PRESEASON RANKINGS:

"To be honest, I think we're a highly rated team. I would not put us at preseason No. 1. I think there are better teams. Villanova and Kansas have more players with defined roles; and when I say more players I mean they have a true point guard, a true two-guard and a true center and their goals are more defined than ours. At the end of the year, maybe we will be No. 1, but I would not rate us No. 1 now based on what I saw in Italy."

ON NATIONAL CHAMPIONSHIP PREDICTIONS:

"I don't believe in national championship talk, because unlike football, we have a playoff system. You can go in, look at your talent, look at your football schedule and say, 'Hey, we have a chance at a national championship.' I don't think you can do that in basketball. There's too much of a run, too much luck involved. I think you can look at your basketball team, look at your schedule and say 'Hey, we have a chance at winning our league. We have a great chance at being an outstanding ball club.' But I don't think you can predict a national championship."

ON A TEAM LEADER:

"I don't think there is that type of person — a Reggie Hanson, John Pelphrey, Travis Ford type of individual — I don't think we have that on this basketball team. I think we have the person who will take the big shot... you've got Tony Delk, Walter McCarty and Antoine Walker. I think the closest player we have to being a real leader on this team is Walter McCarty."

ON DEFENDING THE CATS:

"I think we're going to have to be better against zones, because if I'm playing against Kentucky and I see the athleticism of the basketball team, I probably don't play as much man-to-man as I had in the past. So I think we'll see more zones and we have to make sure that we're better against zones than we are man-to-man defenses."

1995-96 Kentucky Roster & Team Photo

Numerical

No.	Name	Pos.	Ht.	Wt.	Cl.	Exp	Hometown (High School/University)
00	Tony Delk	G	6-1	193	Sr.	3L	Brownsville, Tenn. (Haywood)
3	Allen Edwards	G	6-4	190	So.	1L	Miami, Fla. (Miami Senior)
5	Wayne Turner	G	6-2	183	Fr.	HS	Chestnut Hills, Mass. (Beaver Country Day)
13	Nazr Mohammed	C	6-10	250	Fr.	HS	Chicago, Ill (Kenwood)
15	Jeff Sheppard	G	6-4	189	Jr.	2L	Peachtree City, Ga. (McIntosh)
21	Cameron Mills	G	6-3	177	So.	1L	Lexington, Ky. (Dunbar)
23	Derek Anderson	G-F	6-4	195	Jr.	RS*	Louisville, Ky. (Doss/Ohio State)
24	Antoine Walker	F	6-8	224	So.	1L	Chicago, Ill. (Mt. Carmel)
25	Anthony Epps	G	6-2	180	Jr.	2L	Lebanon, Ky. (Marion County)
32	Jared Prickett	F	6-9	230	Sr.	3L	Fairmont, W.Va. (Fairmont West)
33	Ron Mercer	G-F	6-7	208	Fr.	HS	Nashville, Tenn. (Oak Hill, Va.)
40	Walter McCarty	F-C	6-10	230	Sr.	2L	Evansville, Ind. (Harrison)
41	Mark Pope	C	6-10	235	Sr.	1L*	Bellevue, Wash. (Newport/Washington)
43	Jason Lathrem	F	6-5	210	Fr.	HS	Bowling Green, Ky. (Greenwood)
51	Oliver Simmons	F	6-8	208	Fr.	HS	Nashville, Tenn (David Lipscomb)

Alphabetical

No.	Name	Pos.	Ht.	Wt.	Cl.	Exp.	Hometown (High School /University)
23	Derek Anderson	G-F	6-4	195	Jr.	RS*	Louisville, Ky. (Doss/Ohio State)
00	Tony Delk	G	6-1	193	Sr.	3L	Brownsville, Tenn. (Haywood)
3	Allen Edwards	G	6-4	190	So.	1L	Miami, Fla. (Miami Senior)
25	Anthony Epps	G	6-2	180	Jr.	2L	Lebanon, Ky. (Marion County)
43	Jason Lathrem	F	6-5	210	Fr.	HS	Bowling Green, Ky. (Greenwood)
40	Walter McCarty	F-C	6-10	230	Sr.	2L	Evansville, Ind. (Harrison)
33	Ron Mercer	G-F	6-7	208	Fr.	HS	Nashville, Tenn. (Oak Hill, Va.)
21	Cameron Mills	G	6-3	177	So.	1L	Lexington, Ky. (Dunbar)
13	Nazr Mohammed	C	6-10	250	Fr.	HS	Chicago, Ill (Kenwood)
41	Mark Pope	C	6-10	235	Sr.	1L*	Bellevue, Wash. (Newport/Washington)
32	Jared Prickett	F	6-9	230	Sr.	3L	Fairmont, W.Va. (Fairmont West)
15	Jeff Sheppard	G	6-4	189	Jr.	2L	Peachtree City, Ga. (McIntosh)
51	Oliver Simmons	F	6-8	208	Fr.	HS	Nashville, Tenn (David Lipscomb)
5	Wayne Turner	G	6-2	183	Fr.	HS	Chestnut Hills, Mass. (Beaver Country Day)
24	Antoine Walker	F	6-8	224	So.	1L	Chicago, Ill. (Mt. Carmel)

*Both Anderson and Pope earned two letters at other four-year universities.



Front Row: (L-R) Assistant Coach Delray Brooks, Head Coach Rick Pitino, Allen Edwards, Derek Anderson, Jeff Sheppard, Tony Delk, Anthony Epps, Cameron Mills, Wayne Turner, Associate Coach Jim O'Brien, Assistant Coach Winston Bennett. **Standing:** Equipment Manager Bill Keightley, Administrative Assistant George Barber, Jason Lathrem, Oliver Simmons, Nazr Mohammed, Mark Pope, Walter McCarty, Antoine Walker, Jared Prickett, Ron Mercer, Trainer Eddie Jamiel, Assistant Strength Coach Layne Kaufman, Strength Coach Shaun Brown.

NCAA/SEC Tournament Brackets

1996 NCAA Tournament - East Rutherford, N.J.

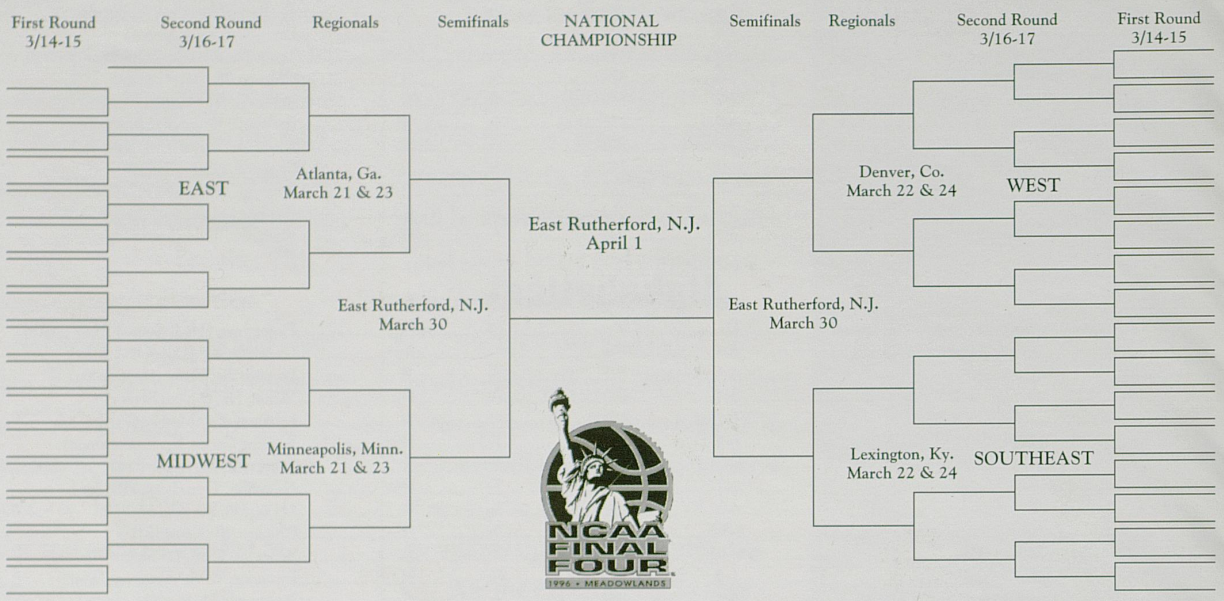

East Region 1st/2nd Round Sites = Providence, R.I. & Richmond, Va.
Midwest Region 1st/2nd Round Sites = Dallas, Texas & Milwaukee, Wis.

West Region 1st/2nd Round Sites = Albuquerque, N.M. & Tempe, Az.
Southeast Region 1st/2nd Round Sites = Indianapolis, Ind. & Orlando, Fla.

1996 SEC Tournament - Louisiana Superdome, New Orleans, La.



All times Eastern and subject to change.
Game 2 of a session begins 30 minutes after conclusion of Game 1.



All-Star candidates Tony Delk and Walter McCarty battle for a rebound in the 1995 SEC Tournament. Both return to a squad loaded with talent.

The Players

Radio/TV Chart



00
Guard
TONY DELK
6-1, 193, Sr.
Brownsville, Tenn.



3
Guard
ALLEN EDWARDS
6-5, 190, So.
Miami, Fla.



5
Guard
WAYNE TURNER
6-2, 183, Fr.
Chestnut Hills, Mass.



13
Center
NAZR MOHAMMED
6-10, 250, Fr.
Chicago, Ill.



15
Guard
JEFF SHEPPARD
6-3, 189, Jr.
Peachtree City, Ga.



21
Guard
CAMERON MILLS
6-3, 177, So.
Lexington, Ky.



23
Guard/
Forward
DEREK ANDERSON
6-4, 195, Jr.
Louisville, Ky.



24
Forward
ANTOINE WALKER
6-8, 224, So.
Chicago, Ill.



25
Guard
ANTHONY EPPS
6-2, 180, Jr.
Lebanon, Ky.



32
Forward
JARED PRICKETT
6-9, 230, Sr.
Fairmont, W. Va.



33
Guard/
Forward
RON MERCER
6-7, 208, Fr.
Nashville, Tenn.



40
Forward/
Center
WALTER McCARTY
6-10, 230, Sr.
Evansville, Ind.



41
Center
MARK POPE
6-10, 235, Sr.
Bellevue, Wash.



43
Forward
JASON LATHREM
6-5, 210, Fr.
Bowling Green, Ky.



51
Forward
OLIVER SIMMONS
6-8, 208, Fr.
Nashville, Tenn.

Derek Anderson



23

6-4 ■ 195

JUNIOR

GUARD

LOUISVILLE, KENTUCKY

(DOSS/OHIO STATE)

GENERAL

Had to redshirt the 1994-95 UK season after transferring from Ohio State, where he played both guard positions and small forward … Explosive skills to the basket … Must continue to work on outside shot … Possesses good passing and rebounding skills … Will be used by Pitino primarily at small forward but will see action at shooting guard … Played point guard in high school.

1994-95

Redshirted after transferring from Ohio State.

1993-94 (Ohio State)

Earned honorable mention All-Big Ten honors after averaging 15.0 points and 4.9 rebounds before suffering a knee injury and missing the final seven games of the season … Started all 22 games he played, averaging 31.6 minutes per game … Shot 46.6% from the field, 33.9% from behind the arc and 81.4% from the free throw line … Had 23 points and five rebounds vs. Kentucky during the 1993 Maui Classic … Scored a career-high 24 points vs. Boston College in the consolation game of the Maui Classic … Despite missing seven games, led the team in steals (45) and was second in free throw shooting (81.4%), assists (107) and rebounds (108/4.9 rpg) … Underwent reconstructive knee surgery in March '94.

1992-93 (Ohio State)

Missed the first six games of the season after breaking his right hand in an exhibition game … Played in 22 games, starting the final eight … Finished the season as the Buckeyes third-leading scorer (10.2 ppg) and rebounder (3.3) … Led the team in steals with 43 and shot 80.9% from the foul line … Named to the Big Ten All-Freshman team … Scored in double figures 11 times, including the last seven games … Top game was 23 vs. Purdue … Best all-around game vs. Wisconsin with 12 points, eight assists, seven rebounds and five steals … Named Co-Most Inspirational Player by the team … Named MVP at the U.S. Olympic Festival.

High School

Attended Louisville Doss, where he was a finalist for Mr. Basketball honors … Averaged 24 points and nearly 10 boards as a senior, leading the Dragons to a 29-4 record … Had planned to sign with Louisville but chose Ohio State after two-time All-America Jimmy Jackson opted for the NBA … Coached by Kevin Salver.

PITINO ON ANDERSON

"Derek is an explosive young athlete who has all the skills to play three positions. We look for him to be a valuable asset to our ball club."



SCRATCHES

Full Name: Derek Anderson

Birthdate: July 18, 1974

Place of birth: Louisville, Ky.

Parents: George and Glenda Williams

Major: Pharmacy

High school coach: Kevin Salver

My nickname: Smooth or D.A.

My hobbies: Listening to music

My favorite food: Lasagna

My favorite TV show: Martin

My favorite movie: Malcolm X

My favorite book: The Bible

My favorite sports figure: Jimmy Jackson

My goal in life: To become a successful African-American

My greatest moment in sports: When I went to the 1993 U.S. Olympic Festival and won the gold and the MVP award

If I were not playing basketball, I would be: A counselor for troubled kids

When I played basketball as a kid I pretended I was: Dr. J or Michael Jordan

The best athlete I've ever played against was: Jimmy Jackson

The one thing I like most about basketball is: You don't have any worries; it's just fun

Before a basketball game I: Listen to music and pray

The best thing about being an athlete is: The traveling and being around teammates

When I want to get away from basketball I: Visit the zoo for peace and quiet

The thing that impresses me most about Coach Pitino is: His willingness to teach us the game and not just tell us the game

The thing I like most about the University of Kentucky is: My teammates

If I had a million dollars I'd buy: Homeless shelters and a church

My primary inspiration in sports is: To use what God has given me because I LOVE basketball

My advice to youngsters is: To put God in your life and live every day to the fullest

If I could switch places with one person for a day, I'd choose to be: Nobody but Derek Anderson

Tony Delk



00

6-1 ■ 193

SENIOR

GUARD

BROWNSVILLE, TENNESSEE (HAYWOOD)

SCRATCHES

Full Name: Tony Lorenzo Delk
Birthdate: January 28, 1974
Place of birth: Covington, Tenn.
Parents: Florence and Leslie Delk
Major: Communications
High school coach: Rick Sullivan
My nickname: Long-range
My hobbies: Ping-pong, playing cards
My favorite food: Pizza
My favorite TV show: Martin
My favorite movie: The Show
My favorite book: The Firm
My favorite sports figure: Scottie Pippen
My goal in life: To play in the NBA
My greatest moment in sports: Going to the Final Four
If I were not playing basketball, I would be: Working with kids
When I played basketball as a kid I pretended I was: Dr. J

GENERAL

Currently 26th on the all-time scoring list at UK with 1,251 points … On track to become one of the top-five scorers in UK history … Needs just two three-pointers to become the school's all-time leader in three-point shots made (currently tied with Travis Ford at 190; Derrick Miller owns the mark with 191) … Also second to Miller (533) in career three-point attempts with 502 … An offensive machine, he has extensive range on his jumper … Long arms make him effective down low in both rebounding and posting up other guards … Must learn to play the point guard position … Named Co-Captain for the second-consecutive season.

1994-95

Earned first-team AP and Coaches All-SEC honors … *Basketball Weekly* selected him third-team All-America, first-team All-SEC and All-Southeast Regional Team … District 3-A Player of the Year by USBWA … Led team in scoring with 16.7 ppg … Started all 33 games at two-guard, scoring in double figures in 30 games … Led team in threes made with 77 while making a three-pointer in 28 of the 33 games … Led team in steals with 53 … Career-high 31 points at Arkansas … Player of the Game vs. Louisville, South Carolina, Georgia, Vanderbilt, Arkansas and Arizona State … Earned postseason awards from Pitino for Co-MVP, Fewest Turnovers and Best Defensive Player … Played the point guard position in all five games in Italy, leading the team in scoring with an average of 24.8 ppg … Scored a tour-high 34 points in win over Russia Dinamo.

1993-94

Started in every game and scored in double figures in 29-of-34 outings … Led team in scoring (16.6 ppg) … Earned SEC All-Tournament Team honors (three-game totals: 58 pts., 16 rebs., 5 stls.) … Received Best Rebounder and Co-MVP Awards from Coach Pitino … Third-team AP All-SEC … Second-team Coaches All-SEC … Maui Invitational All-Tournament Team (three-game totals of 56 points, 13 rebounds) … Player of the Game vs. Louisville, Mississippi State, Auburn and Syracuse … Hit three-pointer as time expired at Georgia to send the game into overtime … Hit a three-pointer in 33-of-34 games … Second on the team in steals with 64.

1992-93

Played in 30 games for the Cats, averaging almost 10 minutes per outing … Scored 18 points against South Carolina, including 4-of-5 three-pointers … Grabbed 7 rebounds on two different occasions … Turned in impressive performance against LSU, 1/26/93, when he scored 14 points on 5-for-7 field goal accuracy (3-of-5 three-pointers), and came away with 4 steals … Played his season-high 21 minutes against Tennessee in the SEC Tournament and tallied 15 points.

HIGH SCHOOL

The class of 1992's "premier three-point marksman," according to *Basketball Times* … Led the state of Tennessee in scoring for two straight seasons (1990-91 and 1991-92) … Tennessee's Class AAA Mr. Basketball for 1991-92 … Scored 1,312 points and averaged 38.6 points per game as a senior … Led team to a 29- 5 record … Also led team in rebounding (8.5), steals (3.0) and assists (3.0) … McDonald's High School All-American … *Parade* High School All-American … A scoring machine, he scored 70 points (21-36 field goals, 8-11 three-pointers, 20-25 free throws) in the Tomcats' 118-72 victory over Munford (Tenn.); his previous single-game high was 51 …

CAREER HIGHS

		Opponent	*Date*
Points	31	Arkansas	1/29/95
FG Made	11	Arizona State	3/23/95
FG Atts	23	Arkansas	2/9/94
3pt. Goals	7	Ohio State	12/22/93
3pt. Atts	14	South Carolina	1/7/95
FT Made	7	Twice	
FT Atts	9	Twice	
Rebounds	10	Twice	
Assists	5	Louisville	11/27/93
Turnovers	5	Three times	
Blocks	3	Three times	
Steals	4	LSU	1/26/93

STATS

YEAR	G-S	MIN-AVG	FG-A	PCT	3FG-A	PCT	FT-A	PCT	REB-AVG	PF-D	A	TO	BS	S	TP-AVG
92-93	30-0	287-9.6	47-104	45.2	18-51	35.3	24-33	72.7	57-1.9	24-0	22	19	3	17	136-4.5
93-94	34-34	957- 28.1	200-440	45.5	95-254	37.5	69-108	63.9	153-4.5	70-0	59	59	21	64	564-16.6
94-95	33-33	960-29.1	207-433	47.8	77-197	39.1	60-89	67.4	110-3.3	67-1	65	51	9	53	551-16.7
TOTALS	97-67	1944-20.0	454-977	46.5	190-502	37.8	153-230	66.5	320-3.3	161-1	146	129	33	134	1251-13.0

Tony Delk

Averaged 37.5 points, five rebounds and five assists per game as a junior; also made more than 40% of his three-point shots, and shot 51% overall … Led Haywood to a 20-13 record and a trip to the state tournament that year … Started every game his final three seasons … As a sophomore, averaged 20.1 points per game, shot 45% from the field and 81% from the line … Voted outstanding prospect at national AAUs after junior year … Listed among the top-10 prospects by Bob Gibbons and the *Hoop Scoop* … Listed among the top-15 prep prospects for 1992 by *Basketball Weekly* … Part of Kentucky's clean sweep at 1991 Big Blue Madness; Delk, Rodrick Rhodes, Walter McCarty and Jared Prickett all attended Big Blue Madness, then signed with Kentucky … Started playing basketball when he was four-years-old, against older brothers David and Ricky, who went on to play college basketball … Chose 00 because it was his brother's number at Lambuth … From the same hometown as Tina Turner … Popular high school student, he was voted "Mr. Haywood High School" … Chose Kentucky over Arkansas, Memphis State, Tennessee, Oklahoma, Pittsburgh, Wake Forest and Notre Dame … Coached by Rick Sullivan.

PITINO ON DELK

"Tony has had a terrific career for us. He's instant offense. He'll move over to the point guard position this year which should enable him to be a first round draft pick."



SCRATCHES [CONT.]

The one thing I like most about basketball is: Crunch time

Before a basketball game I: Pray

The best thing about being an athlete is: The exposure

When I want to get away from basketball I: Watch TV

The thing that impresses me most about Coach Pitino is: His motivation and enthusiasm for the game

The thing I like most about the University of Kentucky is: It would probably be the fans

If I had a million dollars I'd buy: My parents a mansion

My primary inspiration in sports is: My brothers

My advice to youngsters is: That confidence is the key to succeeding in life

If I could switch places with one person for a day, I'd choose to be: Myself

Allen Edwards



3

6-5 ■ 190

SOPHOMORE

GUARD

MIAMI, FLORIDA

(MIAMI SENIOR)

SCRATCHES

Full Name: Allen Eugene Edwards
Birthdate: December 16, 1975
Place of birth: Miami, Fla.
Parents: Laura Mae and John B. Edwards
Major: Communications
High school coach: Shakey Rodriquez
My nickname: Scratch
My hobbies: Tennis, playing cards
My favorite TV show: Martin
My favorite movie: The Five Heartbeats
My favorite book: To Kill A Mockingbird
My goal in life: To be successful in whatever I do
My greatest moment in sports: Winning the Florida State Championship
When I played basketball as a kid I pretended I was: Magic Johnson
The best athlete I've ever played against was: My brothers
The one thing I like most about basketball is: The excitement
Before a basketball game I: Listen to 2pac
The best thing about being an athlete is: The people you meet
When I want to get away from basketball I: Sleep
The thing that impresses me most about Coach Pitino is: His love of coaching and making players improve
If I had a million dollars I'd buy: My sister and mother anything they want
My advice to youngsters is: Study

GENERAL

Was the biggest surprise on the Italy tour last summer ... Played with more confidence overseas than any time during last season ... May be redshirted due to the number of players at both shooting guard and small forward.

1994-95

Played in 23 games ... Saw first collegiate action vs. UT-Martin ... Played 11 minutes vs. Ohio ... Also played 10 minutes vs. Tennessee, scoring two points, grabbing two boards and dishing out an assist ... Scored eight points and grabbed four rebounds vs. Marshall (2-7 FG, 1-1 3FG, 3-4 FT) ... Against Mount St. Mary's in the NCAA Tournament, he was 3-of-4 from the field, 1-2 from three-point land and finished with seven points ... Earned MVP honors from Pitino for his play in Italy last summer ... Earned a starting position at small forward in the last game against Siena ... Averaged 12.0 ppg and 4.8 rpg overseas ... Scored 15 points and grabbed 10 boards in the tour finale ... Also had a 19-point effort against Cagiva Varese.

HIGH SCHOOL

Started three years for Miami Senior ... Played point guard, two guard and small forward ... Led team in scoring and assists as a senior ... Averaged 12.0 ppg and 8.0 apg ... Stole the ball 105 times and blocked 27 shots ... Finished second on the Miami Senior all-time assists' list with 488 ... Played in the Magic Johnson Roundball Classic and the Kentucky Derby Classic ... Selected team captain as a senior ... Voted team Most Valuable Player as a senior ... Tallied career highs of 34 points and 14 assists ... Was voted MVP of Raleigh (N.C.) Tournament ... Named first-team All-Dade County and first-team All-State ... Also named to the All-Florida Team by *USA Today* ... Attended same high school as former Wildcat Gimel Martinez ... Has two brothers who play basketball —Doug, who played for Florida State against UK in the 1993 Southeast Regional Final, and now plays for the expansion Vancouver Grizzlies of the NBA, and Steve, who is a senior guard for the University of Miami ... Chose Kentucky over Florida, Florida State, Miami, Missouri, Oklahoma and Duke.

PITINO ON EDWARDS

"Allen was the MVP of the Italy trip. We will give strong consideration to redshirting him."



CAREER HIGHS

		Opponent	Date
Points	8	Marshall	12/27/94
FG Made	3	Mount St. Mary's	3/16/95
FG Atts	7	Marshall	12/27/94
3pt. Goals	1	Four Times	
3pt. Atts	2	Mount St. Mary's	3/16/95
FT Made	3	Marshall	12/27/94
FT Atts	4	Marshall	12/27/94
Rebounds	4	Marshall	12/27/94
Assists	4	Mount St. Mary's	3/16/95
Turnovers	2	Three Times	
Blocks	0		
Steals	1	Four Times	

STATS

YEAR	G-S	MIN-AVG	FG-A	PCT	3FG-A	PCT	FT-A	PCT	REB-AVG	PF-D	A	TO	BS	S	TP-AVG
94-95	23-0	126-5.5	13-30	43.3	5-12	41.7	4-6	66.7	13-0.6	14-0	14	12	0	4	35-1.5

Anthony Epps



25

6-2 ■ 180

JUNIOR

GUARD

LEBANON, KENTUCKY (MARION COUNTY)

GENERAL

Has developed into a solid point guard for the Cats … Extremely effective out on the break … Led the team in free throw shooting last year and is a threat from three-point land … Loves to make the big play, especially late in the game.

1994-95

Led team in assists with 138 and free throw shooting, 68-80 (85.0%) … Earned team's Best Free Throw Shooter Award … Started first six games of the season … Played in all 33 games … His first collegiate start came against UT-Martin with three points and seven assists … Solid performance against UCLA (12 pts., 5 reb., 4 ast., 3 stl.) … Had a career-high 13 assists vs. LSU on Senior Night … Grabbed a key steal and then hit two clutch free throws with 19 seconds left to defeat Arkansas in the SEC Tournament Championship … Led the team in assists with 18 during the Italy trip … Also averaged 8.0 ppg overseas.

1993-94

Received "Most Improved" Award from Coach Pitino … Played in 32 games during the season, scoring a career-high nine points at South Carolina … Had six points and two rebounds in six minutes against Mississippi State … Earned Player-of-the-Game honors at Tennessee as he hit two three-pointers to key the Cats' victory … Gained valuable experience as backup to Travis Ford.

HIGH SCHOOL

Averaged 21 ppg, 7 apg and 6 rpg as a senior … Finished first on school's all-time career scoring and assists lists with 2,044 and 728, respectively … Named 1993 Kentucky Male Athlete of the Year by The Associated Press … Selected first-team All-State as a senior … Led his team in scoring both his junior and senior seasons … Marion County High School retired his jersey (25) … Named MVP of the 1993 KHSAA Sweet Sixteen, where he led Marion County to the state championship … His high school team advanced to the state tournament his junior and senior seasons … Voted team MVP his sophomore, junior and senior years … Played for Coach Tim Davis … Played on Kentucky All- Star Team … Also played baseball and football for three years … Led the state in receiving with 1,100 yards his senior year … Considered playing college football, but opted for basketball.

PITINO ON EPPS

"He's Mr. Clutch. Anthony, in the final two minutes, could be the best ball player on the team."

CAREER HIGHS

		Opponent	*Date*
Points	15	Twice	
FG Made	4	Four times	
FG Atts	11	Mississippi State	2/14/95
3pt. Goals	3	LSU	3/4/95
3pt. Atts	7	South Carolina	2/1/95
FT Made	5	Three times	
FT Atts	8	Vanderbilt	1/21/95
Rebounds	7	South Carolina	1/7/95
Assists	13	LSU	3/4/95
Turnovers	6	Georgia	1/14/95
Blocks	1	Arizona State	3/23/95
Steals	5	Georgia	2/27/94

STATS

YEAR	G-S	MIN-AVG	FG-A	PCT	3FG-A	PCT	FT-A	PCT	REB-AVG	PF-D	A	TO	BS	S	TP-AVG
93-94	32-0	248 - 7.8	23-52	44.2	11-28	39.3	7-13	53.8	22-0.7	10-0	38	16	0	16	64-2.0
94-95	33-6	652-19.8	60-145	41.4	32-80	40.0	58-80	85.0	70-2.1	30-0	138	62	1	45	220-6.7
TOTALS	65-6	900-13.8	83-197	42.1	43-108	39.8	65-93	69.9	92-1.4	40-0	176	78	1	61	284-4.4

SCRATCHES

Full Name: Anthony Jerome Epps

Birthdate: May 4, 1975

Place of birth: Louisville, Ky.

Parent: Immaculate Epps

Major: Social Work

High school coach: Tim Davis

My nickname: Big E or Ant

My hobbies: Playing sports and hanging out with friends

My favorite food: Chicken

My favorite TV show: Martin

My favorite movies: Shawshank Redemption/ The Five Heartbeats

My favorite books: Seeds of Greatness/ To Kill A Mockingbird

My favorite sports figures: Michael Jordan/ Mike Tyson

My goal in life: To be successful with everything I do

Anthony Epps

SCRATCHES [CONT.]

My greatest moment in sports: Winning the KHSAA State Basketball Championship and hitting the game-winning free throws against Arkansas in the SEC Championship

If I were not playing basketball, I would be: Playing collegiate football

When I played basketball as a kid I pretended I was: Michael Jordan

The best athlete I've ever played against was: Tyus Edney and Felipe Lopez

The one thing I like most about basketball is: The competition

Before a basketball game I: Joke around and stay loose

The best thing about being an athlete is: The attention you receive

When I want to get away from basketball I: Listen to music or talk on the phone to friends

The thing that impresses me most about Coach Pitino is: His intensity and the way he cares about his players; a father figure away from home

The thing I like most about the University of Kentucky is: The many friendships you can develop over the years

If I had a million dollars I'd buy: My mom anything she wanted

My primary inspiration in sports is: My mother

My advice to youngsters is: To work hard at everything you do and listen to your elders. Don't worry about making mistakes because no one is perfect.



Jason Lathrem



43

6-5 ■ 210

FRESHMAN

FORWARD

BOWLING GREEN, KENTUCKY (GREENWOOD)

GENERAL

A walk-on from Greenwood High School in Bowling Green … Will see action on the Cats' new junior varsity squad … Will have an opportunity to improve his overall game.

HIGH SCHOOL

Averaged 22.0 ppg and 9.7 rpg during his senior year for the Greenwood Gators … Led his squad to the championship of the King of the Bluegrass Tournament in Louisville last December … Guided the Gators to the 1995 Fourth Region crown and a berth in the school's first Sweet Sixteen … Scored a career-high 36 points against Louisville Valley as a senior … Named Fourth Region Player of the Year … Earned second-team All-State honors … Holds school records in scoring, rebounding and assists … Participated in the Kentucky vs. Ohio All-Star series … Member of the Kentucky Sophomore and Junior All-Stars … Played for Coach Larry Cheatham.

PITINO ON LATHREM

"Jason is going to play on the junior varsity team this year to improve his game so he can contribute in the future."



SCRATCHES

Full Name: Jason Thomas Lathrem

Birthdate: November 12, 1976

Place of birth: Bowling Green, Ky.

Parents: Mike and Pat Lathrem

Major: Business/Marketing

High school coach: Larry Cheatham

My nickname: "Lay Lay" or "J"

My hobbies: Golf, hunting or fishing

My favorite food: Mom's cooking

My favorite TV show: Home Improvement

My favorite movie: Pee Wee's Big Adventure

My favorite sports figure: Michael Jordan

My goal in life: To make my parents proud

My greatest moment in sports: Deciding to come to UK

If I were not playing basketball, I would be: On the golf course relaxing

When I played basketball as a kid I pretended I was: Magic Johnson

The best athlete I've ever played against was: Daymeon Fishback

The one thing I like most about basketball is: Winning

Before a basketball game I: Relax

The best thing about being an athlete is: Competing and winning

When I want to get away from basketball I: Sleep

The thing that impresses me most about Coach Pitino is: He brings out the best in his players

The thing I like most about the University of Kentucky is: The tradition

If I had a million dollars I'd buy: My parents whatever they wanted

My primary inspiration in sports is: To succeed

My advice to youngsters is: To work hard and your dreams can come true

Walter McCarty



40

6-10 ■ 230

SENIOR

FORWARD/CENTER

EVANSVILLE, INDIANA (HARRISON)

SCRATCHES

Full Name: Walter Lee McCarty
Birthdate: February 1, 1974
Place of birth: Evansville, Ind.
Parents: Steven and Joy Lindsey
Major: Communications
High school coach: Will Wyman
My nickname: Ice
My hobbies: Playing keyboard; singing
My favorite food: Italian
My favorite TV show: Martin
My favorite movie: Glory
My favorite book: Mama's Boy
My goal in life: To be happy
My greatest moment in sports: LSU comeback, Arkansas comeback, Vanderbilt game
If I were not playing basketball, I would be: Singing somewhere
When I played basketball as a kid I pretended I was: Dr. J

GENERAL

Strong upper body and can run the floor like a guard … Solid inside and very consistent from three-point land … Can handle the ball on the break or against the press … Has shown substantial improvement each season … Still needs to add bulk to his lower body … Named Co-Captain for the 1995-96 season … Sat out freshman season due to Proposition 48 restrictions.

1994-95

Concluded a successful season as a third-team All-SEC selection by the AP … Played in all 33 games, starting 27 times … Third on the squad in scoring, averaging 10.5 ppg … Second on the team in rebounding, averaging 5.6 rpg … Big scoring night vs. Notre Dame, 20 points on 7-12 FG, 4-6 3Pt and 2-2 FT … Grabbed 11 rebounds vs. Mount St. Mary's and 10 boards vs. Auburn … Named the team's Co-MVP and Mr. Positive by Pitino … Named Player of the Game seven times — vs. Indiana, Syracuse, Notre Dame, Alabama, Auburn, Mount St. Mary's and North Carolina … Was a force on the glass in Italy, averaging 8.4 rpg to lead the squad … Scored in double-figures 4-of-5 games overseas and averaged 13.4 ppg … Also led the squad in steals with 19 in five games … Received three stitches on the right cheek during game one against Cagiva Varese.

1993-94

Played in all 34 games, started 10 … Made first career start against Ole Miss, 1/12/94, scoring a career-high 24 points (8-10 FG, 4-5 3PT) … Player of the Game for Ole Miss and LSU outings … Hit four key three-pointers during UK's comeback at LSU, including one with 19 seconds remaining to give UK the lead … Tied (with Travis Ford) for second-best three-point percentage (38.0) on the team.

1992-93

Sat out due to Proposition 48 restrictions.

HIGH SCHOOL

Averaged 22 ppg, 11.7 rpg, 3.6 bpg and 2.8 apg as a senior … Selected first-team All-State, All-City and All-Metro as a senior … Selected third-team *Parade* All-America … Voted runner-up to Indiana Mr. Basketball … Led his high school team to its first sectional title his senior year … He and former Indiana star Calbert Cheaney attended the same high school … Also ran track and finished third in the state in the 800 meters … Enjoys singing Rhythm and Blues and playing the keyboard in his spare time … Sang the National Anthem at the UK vs. Indiana game, 1/3/93, in Louisville … Started singing as a child in church … When he was quite young, his aunt started a singing group with Walter, his brother, sister and a cousin … Sang in the concert choir at school … Part of Kentucky's clean sweep at 1991 Big Blue Madness; McCarty, Tony Delk, Rodrick Rhodes and Jared Prickett all attended Big Blue Madness, then signed with Kentucky.

PITINO ON McCARTY

"If Walter gets his weight up to 235 pounds, he could be a potential lottery pick. He does it all from the inside. He's just a superb athlete as well as one of the more 'live' bodies on our basketball team."

CAREER HIGHS

		Opponent	*Date*
Points	24	Ole Miss	1/12/94
FG Made	9	LSU	2/15/94
FG Atts	14	LSU	2/15/94
3pt. Goals	4	Three times	
3pt. Atts	8	Indiana	12/7/94
FT Made	6	Syracuse	2/5/95
FT Atts	7	Ole Miss	1/12/94
Rebounds	11	Mount St. Mary's	3/16/95
Assists	4	Four times	
Turnovers	5	Ole Miss	1/12/94
Blocks	3	Three times	
Steals	4	Georgia	1/14/95

STATS

YEAR	G-S	MIN-AVG	FG-A	PCT	3FG-A	PCT	FT-A	PCT	REB-AVG	PF-D	A	TO	BS	S	TP-AVG
93-94	34-10	484-14.2	72-153	47.1	19-50	38.0	31-56	55.4	131-3.9	60	39	49	19	20	194-5.7
94-95	33-27	744-22.5	128-251	51.0	28-77	36.4	61-84	72.6	185-5.6	96-2	50	53	38	27	345-10.5
TOTALS	67-37	1228-18.3	200-404	49.5	47-127	37.0	92-140	65.7	316-4.7	129-2	89	102	57	47	539-8.1

Walter McCarty



SCRATCHES [CONT.]

The best athletes I've ever played against were: Jamal Mashburn, Calbert Cheaney

The one thing I like most about basketball is: The travel

Before a basketball game I: Relax and joke around with teammates

When I want to get away from basketball I: Play my keyboard or listen to music

The thing that impresses me most about Coach Pitino is: His coaching style as well as his experience and knowledge of the game

The things I like most about the University of Kentucky are: The program itself is at the top every year and the fans love basketball

If I had a million dollars I'd buy: A beautiful home for my parents

My primary inspiration in sports is: Jesus Christ and my mother

My advice to youngsters is: Chase your dreams and never give up on them, no matter what — remember, education is the key

Ron Mercer



33

6-7 ■ 208

FRESHMAN

GUARD/FORWARD

NASHVILLE, TENNESSEE

(OAK HILL, VIRGINIA)

GENERAL

One of the premier freshmen in the nation … Has already been named by Pitino as a possible starter either at shooting guard or small forward … Fluid in the open court, he can also create in the half-court game … Proven three-point threat.

HIGH SCHOOL

Received the Ban/Naismith Male Prep Player of the Year Award as the best high school player in America … First-team *Parade* and McDonald's All-American … Led the East Team with 19 points during the McDonald's All-American game … Named MVP of the Las Vegas Holiday Classic, scoring 20 points to lead his team to a win in the title game … Averaged 26.3 ppg and 6.3 rpg as a senior for the nation's top prep team … Heavily recruited by nearly every top college program … Did not make decision on attending Kentucky until April, choosing the Cats over Tennessee, Florida and North Carolina, among others.

PITINO ON MERCER

"Ron Mercer was one of the premier high school players in the country. He has the maturity to step in and play right away … his maturity is beyond his years."



SCRATCHES

Full Name: Ronald Eugene Mercer

Birthdate: May 18, 1976

Place of birth: Nashville, Tenn.

Parents: ML and Birdie Mercer

Major: Undecided

High school coach: Steve Smith

My hobbies: Pool, horseback riding, games, sports

My favorite food: Steaks

My favorite TV show: Martin

My favorite movie: Friday

My favorite book: My Life by Magic Johnson

My favorite sports figure: Magic Johnson

My goal in life: To be the best person I can be

My greatest moment in sports: When I scored 23 points in one quarter

If I were not playing basketball, I would be: Playing baseball

When I played basketball as a kid I pretended I was: Magic Johnson

The best athlete I've ever played against was: Mingo Johnson

The one thing I like most about basketball is: Dunking

Before a basketball game I: Eat junk food

The best thing about being an athlete is: Being in shape

When I want to get away from basketball I: Play golf

The thing that impresses me most about Coach Pitino is: That he's down-to-earth

The thing I like most about the University of Kentucky is: That everybody makes you feel at home

If I had a million dollars I'd buy: My mother and father a house

My primary inspiration in sports is: To do my best

My advice to youngsters is: To stay on top of your books

If I could switch places with one person for a day, I'd choose to be: Shaq

Cameron Mills



21

6-3 ■ 177

SOPHOMORE

GUARD

LEXINGTON, KENTUCKY

(PAUL DUNBAR)

GENERAL

Will begin his second season as a walk-on at UK … Is one of the team's best shooters from outside, a three-point threat … Must continue to improve his foot speed and defense … Will have an opportunity to hone his skills while participating on the junior varsity squad.

1994-95

Walk-on … Saw limited action in eight games … Scored a career high seven points vs. UT-Martin … Played well in Italy, scoring four points and grabbing two rebounds in the opener … Missed three games during the overseas tour after cutting his elbow in game one, requiring three stitches … The injury later formed an infection.

HIGH SCHOOL

Started for four years on the varsity team at Dunbar … Averaged 14.7 ppg as a senior … Led the team in free throw percentage as a freshman, sophomore and senior … Received Captain's Award and Most Valuable Player Award as a senior … Scored 1,690 points in his career – second on the Dunbar list and sixth in Lexington high school history … Led the Bulldogs to the KHSAA Sweet Sixteen championship game in both his junior and senior seasons … Received All-City, King of the Bluegrass All-Tournament, 11th Region All-Tournament and Sweet 16 All-Tournament team honors … McDonald's All-America nominee … Selected to play on the Kentucky All-Star Team … Voted Fellowship of Christian Athletes' Sportsman of the Year in 1992 and '94 … Received "I Dare You" Leadership Award in 1993 … Earned Academic All-State Honorable Mention honors as a freshman and senior … Member of the Beta Club … Received Student-Athlete Award as a junior and senior … His father Terry played for Kentucky under Adolph Rupp in 1969, '70 and '71 … Coached by Frank Watson.

PITINO ON MILLS

"Cameron will be a Chris Harrison-type basketball player for us. He'll be a zone buster — someone who can come in off the bench and hit the outside shot."



CAREER HIGHS

		Opponent	Date
Points	7	Tennessee-Martin	11/26/94
FG Made	2	Tennessee-Martin	11/26/94
FG Atts	3	Tennessee-Martin	11/26/94
3pt. Goals	1	Tennessee-Martin	11/26/94
3pt. Atts	1	Twice	
FT Made	2	Tennessee-Martin	11/26/94
FT Atts	2	Three Times	
Rebounds	2	Tennessee-Martin	11/26/94
Assists	3	Tennessee-Martin	11/26/94
Turnovers	0		
Blocks	0		
Steals	1	Twice	

STATS

YEAR	G-S	MIN-AVG	FG-A	PCT	3FG-A	PCT	FT-A	PCT	REB-AVG	PF-D	A	TO	BS	S	TP-AVG
94-95	8-0	32-4.0	3-7	42.9	1-4	25.0	3-6	50.0	3-0.4	3-0	4	0	0	2	10-1.3

SCRATCHES

Full Name: Cameron Trevor Mills

Birthdate: December 10, 1975

Place of birth: Ft. Walton Beach, Fla.

Parents: Terry and Lori Mills

Major: Undeclared

High school coach: Frank Watson

My hobbies: Singing, playing guitar

My favorite food: Seafood

My favorite TV shows: Friends/ Mad About You

My favorite movie: Dumb and Dumber

My favorite book: The Bible

My favorite sports figure: Charlie Ward

My goal in life: In all things give Christ the glory

My greatest moment in sports: Playing in two KHSAA Sweet Sixteen championship games

If I were not playing basketball, I would be: Going to school somewhere

When I played basketball as a kid I pretended I was: My father

The best athlete I've ever played against was: Tony Delk

The one thing I like most about basketball is: The competition

Before a basketball game I: Listen to music

The best thing about being an athlete is: It gives me an opportunity to influence young people to live their lives without drugs and alcohol

When I want to get away from basketball I: Go see my family

The thing that impresses me most about Coach Pitino is: His passion for the game of basketball

The thing I like most about the University of Kentucky is: The kind of people you find here

If I had a million dollars I'd buy: Bagpipes

My primary inspiration in sports is: Jesus Christ

My advice to youngsters is: Put Jesus Christ as the focus of your life

If I could switch places with one person for a day, I'd choose to be: David Schwimmer

Nazr Mohammed



13

6-10 ■ 250

FRESHMAN

CENTER

CHICAGO, ILLINOIS (KENWOOD)

GENERAL

First name pronounced NAH-zee … Must get in better shape to play the 94-foot game … Strong around the basket … May provide relief at the center position this season.

HIGH SCHOOL

Averaged 20 points and 15 rebounds during his senior season … Earned All-City and All-State honors from the *Chicago Sun-Times* … Also named to the AP All-State team … Large frame helped him dominate in the paint … Led his team to a 19-7 mark his final year … Scored a career-high 38 points (17-20 FG) vs. Harlan while also grabbing 19 rebounds … Participated in the Kentucky Derby Festival, tallying 4 points and 10 boards … Did not participate in organized basketball until his freshman year … Coached by Harry Davis.

PITINO ON MOHAMMED

"Nazr is a long-term project for us. But he has the body and the ability, as well as the hands and feet, to be an outstanding post player."



SCRATCHES

Full Name: Nazr Tahiru Mohammed

Birthdate: September 5, 1977

Place of birth: Chicago, Ill.

Father: Tahiru Mohammed

Major: Undeclared

High school coach: Harry Davis

My nicknames: Naz, Nasty, Big Nasty, Big Z

My hobbies: All sports

My favorite food: Lasagna, spaghetti and chicken

My favorite TV show: Martin

My favorite movie: The Last Dragon

My favorite sports figure: Hakeem Olajuwon

My goal in life: Seek greatness

My greatest moment in sports: Hitting the last shot against Hyde Park with three seconds left to win the game

If I were not playing basketball, I would be: Playing collegiate football

When I played basketball as a kid I pretended I was: Michael Jordan

The one thing I like most about basketball is: Winning

When I want to get away from basketball I: Play something else like video games or another sport

The thing that impresses me most about Coach Pitino is: How he is dedicated to being the best

The thing I like most about the University of Kentucky is: The fans

If I had a million dollars I'd buy: A homeless shelter

My primary inspiration in sports is: To be better than my opponent

My advice to youngsters is: Don't give up on your dreams

If I could switch places with one person for a day, I'd choose to be: Good friend Jamil McNeal at Virginia

Mark Pope



41

6-10 ■ 235

SENIOR

CENTER

BELLEVUE, WASH.

(NEWPORT/ WASHINGTON)

GENERAL

Will battle for the starting position at center … Must avoid foul trouble … Received at least four fouls on 12 different occasions last season … Strong inside game, he also is effective from the three-point line, hitting 47.7 percent of his shots (21-44) last season … Named Co-Captain for the second-consecutive season.

1994-95

Played in all 33 games, starting eight … Missed exhibition game vs. Athletes in Action due to a sprained medial collateral ligament in his right knee on Nov. 3 … Returned to face Lithuanian Nationals on Nov. 22 … Made first UK start vs. UCLA (12 pts., 8 reb., 2 ast.) … Led team in rebounding with 6.3 rpg … Scored a career-high 19 points vs. Auburn during the SEC Tournament … Finished tourney with 47 points and 28 rebounds, earning All-Tournament Team honors … Named Player of the Game five times — vs. Ohio, South Carolina, Mississippi State, Vanderbilt and Florida … Earned Mr. Hustle, Student-Athlete and Best Rebounder Awards from the team following the season … After achieving perfect 4.0 GPA in the fall semester, named GTE District IV Academic All-American and third-team GTE Academic All-American … Also was named to the '95 SEC Men's Basketball Academic Honor Roll … Scored in double figures in all five games during the Italy tour, averaging 11.8 ppg and 7.4 rpg.

1993-94

Sat out after transferring from Washington.

1992-93 (Washington)

Started all 27 games for the Huskies — one of only two players to do so … Averaged 12.2 ppg, 8.0 rpg and 1.3 apg … Scored season-high 22 points vs. Washington State, 1/9/93 … Led the PAC-10 in free throw accuracy, hitting 86.2 percent … Tied for fourth in the PAC-10 in rebounding with 8.0 rpg … Led or tied for team-high rebounding honors in 14 of 27 games … Led or tied for team-high scoring honors five times.

1991-92 (Washington)

Voted the PAC-10 Freshman of the Year … The only PAC-10 freshman to start every game … Led the team in rebounds with 8.1 rpg — fourth in the PAC-10 … Led the team in field goal percentage, hitting 57.9 percent … Holds Washington and PAC-10 single-season freshman rebounding record with 234 … Finished third among all-time UW freshmen scorers with 300 points … Recorded seven double-doubles (double figure scoring and rebounding) … Led Washington in rebounding in 17 of 29 games … Hit 6-of-7 three-point attempts.

HIGH SCHOOL

Regarded as the best big man in the state of Washington as a senior … Named Converse All-America … Received *Seattle Times*, Gatorade, Naismith and McDonald's Player-of-the-Year honors for the state of Washington.

PITINO ON POPE

"Mark, if he stays out of foul trouble, will be the low post enforcer that we need. He's got to work on his footwork and his positioning on defense so that he does stay out of foul trouble."

CAREER HIGHS

		Opponent	Date
Points	19	Auburn	3/10/95
FG Made	7	Auburn	3/10/95
FG Atts	12	Auburn	3/10/95
3pt. Goals	2	Five Times	
3pt. Atts	3	Six Times	
FT Made	8	UCLA	12/3/94
FT Atts	8	Twice	
Rebounds	11	Ohio	11/30/94
Assists	3	Three Times	
Turnovers	4	Twice	
Blocks	5	Florida	3/11/95
Steals	5	Tennessee	1/25/95

STATS

YEAR	G-S	MIN-AVG	FG-A	PCT	3FG-A	PCT	FT-A	PCT	REB-AVG	PF-D	A	TO	BS	S	TP-AVG
94-95	33-8	728-22.1	89-173	51.4	21-44	47.7	72-99	72.7	207-6.3	96-1	29	43	38	24	271-8.2

SCRATCHES

Full Name: Mark Edward Pope

Birthdate: September 11, 1972

Place of birth: Omaha, Neb.

Parents: Don and Linda Pope

Major: English

High school coach: Richard V. Belcher

My nickname: Mark Pope

My hobbies: Cycling, fishing, reading, rap writing, milking cows

My favorite food: Garden salad w/extra ranch dressing

My favorite TV show: Shep and I don't have a TV

My favorite movie: Shawshank Redemption

My favorite book: Paradise Lost

My favorite sports figure is: Miguel Indurain

My goal in life: Define, discover and deliver truth

My greatest moment in sports: When Coach Pitino told me to stop talking so much because I was wasting oxygen

When I played basketball as a kid I pretended I was: Dave Cowens

The best athlete I've ever played against was: Antonio McDyess

SCRATCHES (CONT.)

The one thing I like most about basketball is: When the refs don't call any fouls!

Before a basketball game I: Go through pregame

The best thing about being an athlete is: Competition

When I want to get away from basketball I: Leave the gym

The thing that impresses me most about Coach Pitino is: He has phenomenal endurance

The thing I like most about the University of Kentucky is: The people here in Kentucky have made me feel like a true member of the community and taught me what a community should be. For that I am sincerely grateful.

If I had a million dollars I'd buy: More socks

My primary inspiration in sports is: My father — he is the quintessential example in my life

My advice to youngsters is: Take risks... step outside of the confines of your environment and the pressures of society

If I could switch places with one person for a day, I'd choose to be: ESPN's Keith Oberman



JARED PRICKETT



32

6-9 ■ 230

SENIOR

FORWARD

FAIRMONT,

WEST VIRGINIA

FAIRMONT WEST

GENERAL

Underwent knee surgery to have a bone growth removed in June … Injury occurred during practice last season when he collided first with Rodrick Rhodes and then Scott Padgett on separate occasions during the same week … Pitino may redshirt him if Oliver Simmons develops rapidly … A workhorse on the boards, he's always around the ball.

1994-95

Awarded the Reggie Hanson Sacrifice honor by the team for effort last season … Best outing came vs. UT-Martin with 21 points and eight boards while earning Player-of-the-Game accolades … Also earned top player honors vs. Florida, Tennessee and Tulane … Played in all 33 games, earning five starts … Finished third on squad in rebounding, averaging 4.8 rpg … Missed every practice leading up to the Italy tour due to rehabilitation after surgery … Played in all five tour games but was not in game condition.

1993-94

Played in 33 games, starting 25 … Scored a season-high 18 points against Ole Miss, 1/12/94 … Grabbed a career-high 20 rebounds against Arkansas, Feb. 9 … Earned Player-of-the-Game accolades five times … Had four double-double games (scoring and rebounding in double figures) … Scored in double figures a total of 12 times … Had 17 points and 15 rebounds against UMass, and three days later followed with an 11-point, 20-rebound performance vs. Arkansas … 8-of-10 from the field against Ole Miss.

1992-93

Played in all 34 games as a freshman and started nine of the last 10 … Tallied impressive numbers — 11 points, 10 rebounds, 5 assists, 5 steals, 0 turnovers, 5-for-7 from the field — against Ole Miss, 3/3/93 … Named to the NCAA All-Southeast Regional team for his 22 points, 11 rebounds and 3 assists against Florida State … Recorded three "double-doubles" (double-figure scoring and rebounding), including a 15-point, 13-rebound effort against Arkansas, 2/10/93 … Scored in double-figures seven times … Averaged 5.5 ppg and 4.6 rpg … Played for the South team in the 1993 U.S. Olympic Festival and averaged 14.5 ppg and 9 rpg.

HIGH SCHOOL

West Virginia's 1992 high school Player of the Year … Led Fairmont West to its first undefeated regular season, a 28-1 overall record and a runner-up spot in the Class AAA ranks … Fairmont West was ranked No. 1 virtually the entire season but was upset by Beckley Woodrow Wilson in the state title game, 79-59 … Led the Polar Bears in scoring (19.2) rebounding (14.6) and assists (10.0) … Chosen captain of the Class AAA All-State team … Career high was a 32-point outing vs. South Charleston in the West Virginia State Tournament … Scored 1,184 points in his career at Fairmont West … As a junior, averaged 17.1 points, 8.2 rebounds, 6.5 assists and 3.0 blocked shots per game … Ranked in the top 35 in the 1992 senior class by *Hoop Scoop* … Committed to UK shortly after attending 1991 Big Blue Madness, along with Rodrick Rhodes, Tony Delk and Walter McCarty … Chose Kentucky over Notre Dame … Coached by Frank Stingo.

PITINO ON PRICKETT

"He's also a candidate for redshirt. After coming off knee surgery, Jared really needs some time to work on his game and to redshirt would certainly be a valuable thing for him to do."

CAREER HIGHS

		Opponent	*Date*
Points	22	Florida State	3/27/93
FG Made	10	Tennessee-Martin	11/26/94
FG Atts	12	Three times	
3pt. Goals	1	Three times	
3pt. Atts	2	Five times	
FT Made	7	Michigan	4/3/93
FT Atts	7	Five times	
Rebounds	20	Arkansas	2/9/94
Assists	6	Arkansas	2/9/94
Turnovers	6	San Francisco	12/28/93
Blocks	3	Wright State	12/2/92
Steals	7	Tennessee	3/12/93

STATS

YEAR	G-S	MIN-AVG	FG-A	PCT	3FG-A	PCT	FT-A	PCT	REB-AVG	PF-D	A	TO	BS	S	TP-AVG
92-93	34-12	511-15.0	71-146	48.6	2-17	11.8	44-65	67.7	155-4.6	65-0	56	37	11	34	188-5.5
93-94	33-25	875-26.5	104-217	47.9	1-14	7.1	63-108	58.3	232-7.0	89-0	80	86	15	47	272-8.2
94-95	33-5	618-18.7	91-171	53.2	2-8	25.0	37-62	59.7	157-4.8	60-1	56	47	16	39	221-6.7
TOTALS	100-42	2004-20.0	266-534	49.8	5-39	12.8	144-235	61.3	544-5.4	214-1	192	170	42	120	681-6.8

SCRATCHES

Full Name: Jared Bradley Prickett

Birthdate: November 14, 1973

Place of birth: Fairmont, W.Va.

Parents: Don and Linda Prickett

Major: Communications

High school coach: Babe Stingo

My nickname: J.P.

My hobbies: Having a fish tank

My favorite food: Chicken hot fingers

My favorite TV show: E.R.

My favorite movie: Ace Ventura Pet Detective

My favorite book: To Kill A Mockingbird

My favorite sports figure: Dennis Rodman

My goal in life: To be successful in whatever I do

My greatest moment in sports: Making it to the Final Four and three SEC Tourney titles

If I were not playing basketball, I would be: Enrolled in college back home

When I played basketball as a kid I pretended I was: Magic Johnson

The best athlete I've ever played against was: Chris Webber

The one thing I like most about basketball is: Competition

Jared Prickett

SCRATCHES (CONT.)

Before a basketball game I: Joke around and stay loose

The best thing about being an athlete is: Being an athlete for the University of Kentucky

When I want to get away from basketball I: Go to the lake

The thing that impresses me most about Coach Pitino is: His intensity every day in practice

The thing I like most about the University of Kentucky is: The fans

If I had a million dollars I'd buy: A candy bar

My primary inspiration in sports is: To make it to the NBA

My advice to youngsters is: To never give up on your dreams of being successful

If I could switch places with one person for a day, I'd choose to be: Jim Carrey



JEFF SHEPPARD



15

6-3 ■ 189

JUNIOR

GUARD

PEACHTREE CITY, GEORGIA

(McINTOSH)

GENERAL

Combines a good knowledge for the game with outstanding athletic talent … The best leaper on the team … A double threat, he can play either guard position … Has developed into a solid performer … Will compete for a starting position at two-guard this year.

1994-95

Made his first collegiate start on Dec. 27 vs. Marshall, scoring 21 points with four boards and five steals … Followed that effort with a 19-point, four-rebound performance against Louisville … Played in all 33 games, starting 27 as the team's point guard … Was Player of the Game against UCLA after scoring 14 points, pulling two boards and dishing out an assist … Scored in double figures 13 times … Grabbed at least four rebounds on 10 different occasions … Had a career-high seven assists in the NCAA tournament vs. Mount St. Mary's … Voted team's Most Improved Player … Had five solid performances in Italy, averaging 13.0 ppg … Led the team in scoring with 20 points vs. Montecatini, the Cats' only defeat.

1993-94

Played in 29-of-34 games … Earned Player-of-the-Game honors against San Francisco, 12/28/93 (13 points, four rebounds and five assists) … Scored career-high 18 points against Robert Morris, 12/30/93 … Second on team in FG percentage (40-72, 55.6%) … Scored in double figures four times … Was 4-for-4 from the field against Eastern Kentucky and 6-for-6 against San Francisco.

HIGH SCHOOL

Averaged 28 ppg, 11 rpg and 6 apg as a high school senior … Scored 1,919 career points and holds the Fayette County (Georgia) records for scoring, rebounding, assists, three-point shooting and free throw shooting … Named Mr. Georgia Basketball by the *Atlanta Journal and Constitution* … Named Metro Player of the Year, first-team All-State, first-team Metro Player of the Year and member of the Terrific 10 (the 10 best players from all classifications A-AAA) … Selected as Gatorade Circle of Champions State Academic Player of the Year … Named one of top-40 players in the country by *Parade Magazine* … Named team MVP as sophomore, junior and senior … First player in McIntosh High School history to have his jersey retired … Selected Converse All-America … Named to the All-Tournament Team at the 1993 Boston Shootout … Named MVP of the 1993 Georgia/Tennessee All-Star Game … Also won the 1993 state high jump championship with his 7- foot effort … Voted by the faculty at McIntosh High School as the 1993 Academic Athlete of the Year … When assigned to write a paper with the topic "If I could wear anyone's shoes … " in the sixth grade, he wrote that he would like to be Larry Bird and play in the NBA, but that he would first like to play in the Final Four for Kentucky.

PITINO ON SHEPPARD

"Jeff gained valuable experience last year playing the one position. He'll now move back to where he's comfortable at the two-guard spot. He's one of the more athletic players I've ever coached."

CAREER HIGHS

		Opponent	*Date*
Points	21	Marshall	12/27/94
FG Made	7	Marshall	12/27/94
FG Atts	17	Louisville	1/1/95
3pt. Goals	5	Twice	
3pt. Atts	10	South Carolina	1/7/95
FT Made	6	Robert Morris	12/30/93
FT Atts	8	Robert Morris	12/30/93
Rebounds	5	Mississippi	1/18/95
Assists	7	Mount St. Mary's	3/16/95
Turnovers	4	Syracuse	2/5/95
Blocks	2	Georgia	1/14/95
Steals	5	Marshall	12/27/94

STATS

YEAR	G-S	MIN-AVG	FG-A	PCT	3FG-A	PCT	FT-A	PCT	REB-AVG	PF-D	A	TO	BS	S	TP-AVG
93-94	29-0	258-8.9	40-72	55.6	7-19	36.8	20-31	64.5	24-0.8	38-0	30	22	3	17	107-3.7
94-95	33-27	748-22.7	99-225	44.0	28-78	35.9	49-65	75.4	75-2.3	83-3	89	40	9	45	275-8.3
TOTALS	67-27	1006-16.2	139-297	46.8	35-97	36.1	69-96	71.9	99-1.6	86-3	119	62	12	62	382-6.2

SCRATCHES

Full Name: Jeffrey Kyle Sheppard

Birthdate: September 29, 1974

Place of birth: Marietta, Ga.

Parents: Ralph and Kyle Sheppard

Major: Ag Engineering

High school coach: Steve Hale

My nickname: Shep

My hobbies: Fishing, cycling

My favorite food: Mom's lasagna

My favorite TV show: Pope and I don't have a TV

My favorite movie: Hoosiers

My favorite book: Big Blue Dream by Travis Ford

My favorite sports figure: John Stockton

My goal in life: Know truth

My greatest moment in sports: Winning the SEC Tournament

If I were not playing basketball, I would be: Running track in college

When I played basketball as a kid I pretended I was: Larry Bird

The best athlete I've ever played against was: Jamal Mashburn

Jeff Sheppard

SCRATCHES (CONT.)

The one thing I like most about basketball is: Competition

Before a basketball game I: Read scouting reports

The best thing about being an athlete is: Preparation

When I want to get away from basketball I: Fish

The thing that impresses me most about Coach Pitino is: His enthusiasm

The thing I like most about the University of Kentucky is: The professors

If I had a million dollars I'd buy: A new fishing pole

My primary inspiration in sports is: Winning

My advice to youngsters is: Work hard

If I could switch places with one person for a day, I'd choose to be: Doyle Jones



Oliver Simmons



51

6-8 ■ 208

FRESHMAN

FORWARD

NASHVILLE, TENNESSEE

(DAVID LIPSCOMB)

GENERAL

Fundamentally sound on both ends of the floor … Great low post moves will make him a threat at power forward … Must continue to get stronger … Could become an important contributor off the bench this season.

HIGH SCHOOL

Scored 2,874 points in his high school career to become the school's and Metro Nashville's all-time leading scorer … Named Tennessee's Class AA Player of the Year in both his junior and senior seasons … Named first-team All-State and Class AA Mid-State Player of the Year by *The Tennessean* … Averaged 25.4 ppg and 9.3 rpg his senior year to follow his 25.7 ppg and 9.8 rpg as a junior … Shot a blistering 69.7% from the field, 71.3% from the foul line last season … Led squad to a 28-7 mark and a berth in the state semifinals in 1995 … Earned all-tournament honors for his play in the state tournament.

PITINO ON SIMMONS

"Oliver is as fundamental a high school basketball player to come in here in a long time. He knows how to play the game and understands it. If he's ready to play as a freshman, then we'll definitely redshirt Jared Prickett."



SCRATCHES

Full Name: Oliver Keith Simmons

Birthdate: January 18, 1976

Place of birth: Philadelphia, Penn.

Parents: John and Mary Ellen Simmons

Major: Business

High school coach: Randall Bostic

My nickname: Ollie or Big "O"

My hobbies: Card collecting, four-wheeling

My favorite food: Steaks

My favorite TV show: Superman

My favorite movie: Billy Madison

My favorite book: The Edge of Honor

My goal in life: To be successful in whatever I do

My greatest moment in sports: Winning the state championship and becoming the all-time scorer at my high school

If I were not playing basketball, I would be: Married and working at a fast-food restaurant

When I played basketball as a kid I pretended I was: Sam Bowie

The best athlete I've ever played against was: The entire UK team

The one thing I like most about basketball is: The fast pace

Before a basketball game I: Eat, sleep and pray

The best thing about being an athlete is: Free school, travel and meeting people

When I want to get away from basketball I: Sleep

The thing that impresses me most about Coach Pitino is: How honest he is

The thing I like most about the University of Kentucky is: The people

If I had a million dollars I'd buy: A savings account

My primary inspiration in sports is: My parents

My advice to youngsters is: Go after what you want

If I could switch places with one person for a day, I'd choose to be: Cat Daddy

Wayne Turner



5

6-2 ■ 183

FRESHMAN

GUARD

CHESTNUT HILLS, MASSACHUSETTS (BEAVER COUNTRY DAY)

GENERAL

Lightning quickness allows him to blow by an opponent and pull up for the jumper … Pitino describes his role as one of a "lead" guard, who can both pass and score … His athletic ability will also make him a terror on defense … Could see significant minutes early this season.

HIGH SCHOOL

Was one of the most sought-after point guards in the nation … Averaged 36.1 ppg and 10.1 apg during his senior season … Once scored 62 points in a game on 9-of-15 shooting from three-point land against Maine Central Institute … A penetrator with great floor sense … Named first-team *Parade* and McDonald's All-America … Also earned first-team All-State honors and was named Mr. Basketball in Massachusetts … Rated the No. 2 point guard in the nation by *Bluechip Illustrated* … Scored 2,563 career points … Led Boston Amateur Basketball Club to the AAU national title in Jacksonville last summer, scoring 27 points and dishing out eight assists in the championship game.

PITINO ON TURNER

"Wayne Turner was one of the premier high school players in the country. But to make the adjustment to college, he'll have to shoot it with more range. However, he is as quick a player as I've ever recruited."



SCRATCHES

Full Name: Wayne Keon Turner

Birthdate: March 22, 1976

Place of birth: Boston, Mass.

Grandmother: Virginia Kimble

Major: Undecided

High school coach: Thomas Manning

My nickname: Wayno or Wizz

My hobbies: Playing pool, bowling and video games

My favorite food: Pizza, chinese food and steak

My favorite TV shows: Martin/ Living Single

My favorite movie: Menace II Society

My favorite books: Fab Five/Raw Recruits

My favorite sports figure: Isiah Thomas

My goals in life: To be an NBA basketball player and earn a college degree

My greatest moment in sports: When I scored 63 points against Maine Central Institute

If I were not playing basketball, I would be: Probably attending a small black college

When I played basketball as a kid I pretended I was: Kenny Anderson and Isiah Thomas

The best athlete I've ever played against was: Ron Jackson

The one thing I like most about basketball is: That it's very competitive

Before a basketball game I: Pray and stretch out real well

The best thing about being an athlete is: That you stay in good shape at all times and it eliminates you from the bad things in this country, such as violence and crime

When I want to get away from basketball I: Would like to go to the Bahamas or Jamaica

The thing that impresses me most about Coach Pitino is: He is the kind of guy that doesn't quit working hard … and he cares about his players and their futures

The thing I like most about the University of Kentucky is: That it's in the South and everyone is so nice to you here; nobody disrespects you

If I had a million dollars I'd buy: A luxury car and my grandmother a house

My advice to youngsters is: Whatever you do, never give up at doing it. Just keep working hard and hopefully things will fall into place

If I could switch places with one person for a day, I'd choose to be: Michael Jordan, because I always wondered how it is to get away from his fans when he's in public

Antoine Walker



24

6-8 ■ 224

SOPHOMORE

FORWARD

CHICAGO, ILLINOIS (MT. CARMEL)

GENERAL

First name pronounced An-TWAN … Will see action at both forward positions … Blessed with great ball-handling and passing skills … Loves to score and is one of the best offensive rebounders in college basketball … Must learn to play better defense … At 6-8, possesses guard-like skills … A fierce competitor.

1994-95

Scored 15 points in his first college game vs. UT-Martin … Saw action in all 33 games, averaging 14.5 minutes per game … Made his first collegiate start vs. South Carolina on Jan. 7, finishing with seven points, two boards and three assists … Scored in double figures 12 times … Scored a career-high 23 points in comeback win over Arkansas in the SEC Tournament Championship, earning Player-of-the-Game honors … Also had 21 points in the SEC semis vs. Florida … Named SEC Tournament MVP for his three-game performance (53 pts., 17 reb., 7 ast. and 6 stl.) … Had an outstanding summer, leading the South team to a third-place finish at the U.S. Olympic Festival in Denver … Led all participants in scoring (20.5 ppg) and rebounding (7.3 ppg) … Earned All-Tournament recognition for his play … During the Italy tour, he was second on the team in scoring (20.8 ppg) and rebounding (7.8 rpg) … Scored a game-high 31 points in the tour opener against Cagiva Varese.

HIGH SCHOOL

Was a four-year varsity starter for Mt. Carmel … Averaged 29.5 ppg and 11.0 rpg as a senior … Named Illinois Mr. Basketball by the *Champaign News-Gazette* … Selected to the McDonald's All-America Team … Led team in scoring and rebounding as a sophomore, junior and senior … Scored over 2,000 points to become the leading scorer in Mt. Carmel history … Turned in impressive performances in the McDonald's All-America game (18 pts., 6 reb., 3 ast.) and the Magic Johnson Roundball Classic (19 pts., 7 reb., 8 ast.) … Named first-team All-America by *Hoop Scoop* Magazine and third-team All-America by *USA Today* … Selected to the ABCD Camp All-Tournament Team and the Adidas All-America Camp All-Tournament Team … Was a unanimous All-State selection as a junior and senior … Chose Kentucky over UNLV, Illinois, Michigan and California.

PITINO ON WALKER

"If Antoine's defense catches up to his offense, he could be one of the premier players that we've recruited to Kentucky since I've been here."

CAREER HIGHS

		Opponent	*Date*
Points	23	Arkansas	3/12/95
FG Made	9	Arkansas	3/12/95
FG Atts	17	Arkansas	3/12/95
3pt. Goals	3	Florida	3/11/95
3pt. Atts	4	Three Times	
FT Made	7	Notre Dame	2/12/95
FT Atts	8	Notre Dame	2/12/95
Rebounds	10	Arizona State	3/23/95
Assists	6	Marshall	12/27/94
Turnovers	5	Twice	
Blocks	2	Twice	
Steals	3	Four Times	

STATS

YEAR	G-S	MIN-AVG	FG-A	PCT	3FG-A	PCT	FT-A	PCT	REB-AVG	PF-D	A	TO	BS	S	TP-AVG
94-95	33-2	479-14.5	95-227	41.9	17-55	30.9	52-73	71.2	148-4.5	62-0	47	59	8	28	259-7.8

SCRATCHES

Full Name: Antoine Devon Walker

Birthdate: August 12, 1976

Place of birth: Chicago, Ill.

Parents: Diane Walker and Dennis Seats

Major: Social work

High school coach: Michael Curta

My nickname: Toine

My hobbies: Baseball, football and bowling

My favorite food: Chicken

My favorite TV show: Martin

My favorite movie: Higher Learning

My favorite book: Native Son

My favorite sports figures: Michael Jordan/ Grant Hill

My goal in life: To be successful

My greatest moment in sports: Winning the MVP award at the SEC Tournament

If I were not playing basketball, I would be: Playing collegiate baseball

SCRATCHES (CONT.)

When I played basketball as a kid I pretended I was: Isiah Thomas

The best athlete I've ever played against was: Glenn Robinson

The one thing I like most about basketball is: Shooting

Before a basketball game I: Listen to music

The best thing about being an athlete is: You get to go to school for free

When I want to get away from basketball I: Play video games

The thing that impresses me most about Coach Pitino is: His ability to make everybody better

The thing I like most about the University of Kentucky is: The people as a whole

If I had a million dollars I'd buy: My mom the biggest house

My advice to youngsters is: Stay in school and try to be the best at what you do

If I could switch places with one person for a day, I'd choose to be: Nobody



Player Game-By-Game Statistics

Tony Delk

92-93

OPPONENT	FG/A	PCT	3PT/A	PCT	FT/A	PCT	REBOUNDS O	D	T	AS	ST	TO	PF	BLK	TIME	PTS
Wright State	0-0	.000	0-0	.000	0-0	.000	0	0	0	0	0	0	0	0	2	0
Eastern Kentucky	0-1	.000	0-1	.000	0-0	.000	0	0	0	0	1	1	0	0	3	0
Louisville	1-2	.500	0-1	.000	0-0	.000	0	0	0	0	0	3	1	0	8	2
Morehead State	4-9	.444	1-5	.200	3-4	.750	1	3	4	3	0	0	2	0	19	12
Miami (Ohio)	0-1	.000	0-1	.000	0-0	.000	0	0	0	0	0	0	0	0	4	0
Rutgers	1-3	.333	0-2	.000	0-2	.000	1	6	7	4	0	1	1	0	12	2
St. John's	0-0	.000	0-0	.000	0-0	.000	0	0	0	0	0	1	0	0	1	0
Georgia	1-5	.200	1-3	.333	0-0	.000	1	2	3	0	0	2	2	1	15	3
Vanderbilt	0-0	.000	0-0	.000	2-2	1.000	1	0	1	1	0	0	0	0	4	2
Alabama	0-0	.000	0-0	.000	0-0	.000	0	0	0	0	0	1	0	0	1	0
South Carolina	2-3	.667	0-1	.000	4-5	.800	0	1	1	0	0	0	1	0	8	8
LSU	5-7	.714	3-5	.600	1-1	1.000	0	0	0	2	4	0	0	0	15	14
Florida	1-3	.333	1-1	1.000	0-0	.000	3	2	5	0	0	1	1	0	6	3
Mississippi State	2-4	.500	1-3	.333	3-4	.750	0	1	1	0	0	0	0	0	7	8
Vanderbilt	1-3	.333	1-3	.333	0-0	.000	0	0	0	0	0	0	0	0	7	3
Arkansas	2-5	.400	1-2	.500	0-0	.000	1	1	2	1	1	0	1	1	11	5
Notre Dame	0-2	.000	0-0	.000	0-0	.000	0	2	2	0	1	0	2	0	5	0
South Carolina	6-8	.750	4-5	.800	2-2	1.000	0	0	0	1	2	0	0	0	15	18
Georgia	1-3	.333	0-0	.000	0-0	.000	2	1	3	1	0	1	0	0	6	2
Tennessee	0-0	.000	0-0	.000	0-0	.000	0	1	1	0	1	0	0	0	7	0
Mississippi	2-2	1.000	1-1	1.000	2-2	1.000	0	1	1	0	1	0	4	0	10	7
Florida	3-5	.600	1-1	1.000	0-0	.000	1	1	2	1	0	0	0	0	9	7
Tennessee	6-12	.500	1-5	.200	2-3	.667	1	2	3	2	0	1	1	0	21	15
Arkansas	1-2	.500	0-0	.000	0-0	.000	0	1	1	0	0	3	2	0	12	2
Louisiana State	1-4	.250	0-3	.000	0-1	.000	0	2	2	3	1	1	2	0	12	2
Rider	2-5	.400	1-3	.333	3-4	.750	1	6	7	2	1	0	0	1	17	8
Utah	0-0	.000	0-0	.000	0-0	.000	0	0	0	0	0	0	1	0	8	0
Wake Forest	1-7	.143	1-3	.333	0-0	.000	3	2	5	1	2	1	1	0	13	3
Florida State	3-5	.600	0-0	.000	0-1	.000	1	2	3	0	0	1	2	0	11	6
Michigan	1-3	.333	0-2	.000	2-2	1.000	2	1	3	0	2	1	0	0	18	4
TOTALS	47-104	.452	18-51	.353	24-33	.727	19	38	57	22	17	19	24	3	287	136

93-94

OPPONENT	FG/A	PCT	3PT/A	PCT	FT/A	PCT	REBOUNDS O	D	T	AS	ST	TO	PF	BLK	TIME	PTS
Louisville	6-14	.429	5-11	.455	2-5	.400	3	7	10	5	2	0	1	2	23	19
Tennessee Tech	5-6	.733	0-1	.000	3-4	.750	2	1	3	1	1	0	2	3	19	13
Indiana	5-17	.294	4-11	.364	2-4	.500	3	2	5	1	1	1	3	3	32	16
Eastern Kentucky	2-7	.286	1-4	.250	4-4	1.000	0	3	3	1	3	1	2	1	28	9
Morehead State	5-10	.500	1-5	.200	0-0	.000	1	5	6	0	3	2	0	0	19	11
Texas	6-11	.545	2-5	.400	1-2	.500	1	4	5	0	1	3	0	0	19	15
Ohio State	8-16	.500	7-11	.636	0-0	.000	1	4	5	2	2	1	2	0	31	23
Arizona	7-13	.538	3-8	.375	1-1	1.000	0	3	3	1	2	0	3	0	34	18
San Francisco	3-5	.600	2-4	.500	1-3	.333	1	2	3	2	3	3	1	0	21	9
Robert Morris	2-7	.286	1-6	.167	2-2	1.000	1	3	4	1	1	1	2	0	16	7
Vanderbilt	7-14	.500	4-7	.571	0-0	.000	0	1	1	2	2	1	1	2	23	18
Notre Dame	6-12	.500	3-5	.600	1-2	.500	3	4	7	0	2	0	2	0	24	16
Georgia	9-13	.692	5-7	.714	4-6	.667	1	1	2	1	1	1	2	0	27	27
Ole Miss	5-12	.417	2-9	.222	0-0	.000	2	1	3	1	2	0	0	0	22	12
Tennessee	9-19	.474	4-13	.308	1-1	1.000	3	7	10	3	1	0	4	0	29	23
Florida	1-6	.167	1-5	.200	3-4	.750	0	3	3	0	2	2	1	1	33	6
Mississippi State	4-10	.400	2-6	.333	2-4	.500	1	0	1	0	1	1	4	0	23	12
South Carolina	4-10	.400	4-10	.400	0-0	.000	0	2	2	2	0	0	3	0	20	12
Auburn	9-16	.563	4-8	.500	3-4	.750	0	7	7	2	1	1	0	2	37	25
Alabama	7-14	.500	3-8	.375	4-5	.800	0	2	2	3	2	1	2	1	30	21
Massachusetts	7-10	.700	2-2	1.000	0-1	.000	1	5	6	3	1	3	3	0	29	16
Arkansas	6-23	.261	2-13	.154	2-4	.500	2	4	6	4	2	5	4	0	38	16
Syracuse	8-16	.500	4-10	.400	7-9	.778	0	3	3	3	3	5	0	0	38	27
LSU	3-8	.375	2-7	.286	1-2	.500	4	3	7	3	1	5	4	0	24	9
Vanderbilt	5-9	.556	2-5	.400	3-4	.750	0	4	4	1	2	0	5	0	28	15
Tennessee	7-15	.467	3-9	.333	4-6	.667	2	1	3	3	1	3	2	0	39	21
Georgia	8-14	.571	2-6	.333	4-4	1.000	0	2	2	2	3	2	3	0	21	22
Florida	8-22	.364	1-4	.250	1-2	.500	4	4	8	2	3	3	2	3	34	18
South Carolina	4-11	.364	2-6	.333	3-4	.750	0	1	1	1	2	2	0	0	26	13
Mississippi State	10-22	.455	5-12	.417	4-9	.444	2	5	7	0	3	2	2	2	34	29
Arkansas	5-16	.313	2-11	.182	4-8	.500	1	4	5	3	2	3	3	1	37	16
Florida	5-9	.556	3-5	.600	0-0	.000	0	4	4	2	0	2	1	0	31	13
Tennessee State	5-14	.357	2-8	.250	1-2	.500	2	7	9	2	4	4	2	0	36	13
Marquette	9-19	.474	5-12	.417	1-2	.500	1	2	3	2	4	1	2	0	32	24
TOTALS	200-440	.455	95-254	.374	69-108	.639	42	111	153	59	64	59	70	21	957	564

Player Game-By-Game Statistics

94-95

OPPONENT	FG/A	PCT	3PT/A	PCT	FT/A	PCT	REBOUNDS O	D	T	AS	ST	TO	PF	BLK	TIME	PTS
Tennessee-Martin	7-12	.583	3-5	.600	0-0	.000	1	1	2	3	3	2	2	0	20	17
Ohio	7-11	.636	2-3	.667	1-2	.500	0	2	2	1	2	0	2	1	30	17
UCLA	3-7	.429	0-2	.000	1-2	.500	1	1	2	0	0	3	5	0	14	7
Indiana	5-19	.263	0-7	.000	1-2	.500	1	2	3	5	3	3	1	0	34	11
Boston	5-9	.556	3-6	.500	0-0	.000	0	1	1	0	0	0	0	0	15	13
Texas Tech	7-12	.583	0-2	.000	0-1	.000	0	2	2	3	1	2	2	0	24	14
Marshall	5-9	.556	3-7	.429	1-2	.500	1	1	2	2	1	4	2	0	16	14
Louisville	9-19	.474	3-8	.375	2-3	.667	6	2	8	1	1	2	3	0	37	23
Auburn	8-10	.800	0-2	.000	2-3	.667	1	5	6	4	2	2	1	0	28	18
South Carolina	6-14	.429	6-14	.429	0-0	.000	1	1	2	3	0	1	3	0	27	18
Florida	6-10	.600	3-5	.600	2-2	1.000	0	7	7	3	3	2	3	1	32	17
Georgia	8-15	.533	1-4	.250	0-2	.000	1	3	4	2	3	2	4	0	31	17
Ole Miss	7-19	.368	1-7	.143	3-3	1.000	1	3	4	0	3	0	3	0	25	18
Vanderbilt	8-16	.500	6-9	.667	2-4	.500	1	3	4	0	3	1	2	1	33	24
Tennessee	3-11	.273	1-4	.250	4-4	1.000	2	3	5	2	0	0	0	2	27	11
Arkansas	9-15	.600	6-9	.697	7-8	.875	1	2	3	2	1	3	3	0	35	31
South Carolina	3-6	.500	2-3	.667	1-2	.500	1	0	1	0	0	0	0	0	15	9
Syracuse	7-21	.333	1-6	.167	1-4	.250	0	4	4	2	3	4	2	0	37	16
Tennessee	7-14	.500	2-4	.500	3-3	1.000	0	3	3	1	2	2	1	0	34	19
Notre Dame	5-8	.625	3-6	.500	0-2	.000	0	1	1	2	0	1	2	0	25	13
Mississippi State	5-13	.385	4-11	.364	2-2	1.000	2	3	4	3	4	1	1	0	38	16
Florida	7-14	.500	3-6	.500	2-2	1.000	2	2	4	2	1	1	4	0	30	19
Alabama	6-10	.600	1-4	.250	1-2	.500	1	4	5	1	1	1	0	0	37	14
Vanderbilt	8-17	.471	0-5	.000	5-6	1.000	2	3	5	1	1	1	1	0	37	22
Georgia	7-14	.500	1-4	.250	1-3	.333	1	4	5	5	3	1	2	0	34	16
Louisiana State	8-12	.667	6-8	.750	5-5	1.000	0	0	0	0	1	2	3	0	24	27
Auburn	3-13	.231	1-5	.200	0-2	.000	2	3	5	3	1	2	4	1	33	7
Florida	4-12	.333	1-5	.200	3-4	.750	0	0	0	3	3	0	2	2	35	12
Arkansas	6-13	.462	1-7	.143	2-4	.500	0	4	4	3	0	2	1	0	35	15
Mt. St. Mary's	5-10	.600	3-6	.500	5-6	.833	1	0	1	0	1	1	2	0	20	20
Tulane	4-9	.444	2-4	.500	1-2	.500	0	2	2	4	1	3	2	0	30	11
Arizona State	11-18	.611	3-5	.600	1-2	.500	1	4	5	1	1	0	2	0	31	25
North Carolina	7-21	.333	5-14	.357	0-0	.000	2	2	4	3	4	2	2	1	35	19
TOTALS	207-433	.478	77-197	.391	60-89	.674	33	77	110	65	53	51	57	9	960	551

Allen Edwards

94-95

OPPONENT	FG/A	PCT	3PT/A	PCT	FT/A	PCT	REBOUNDS O	D	T	AS	ST	TO	PF	BLK	TIME	PTS
Tennessee-Martin	2-2	1.000	1-1	1.000	1-2	.500	0	0	0	1	0	0	2	0	11	6
Ohio	0-0	.000	0-0	.000	0-0	.000	0	1	1	2	0	0	3	0	12	0
UCLA	0-1	.000	0-0	.000	0-0	.000	0	0	0	0	0	1	1	0	2	0
Boston	0-1	.000	0-1	.000	0-0	.000	0	0	0	0	0	2	1	0	9	0
Texas Tech	0-0	.000	0-0	.000	0-0	.000	0	0	0	0	0	1	0	0	4	0
Marshall	2-7	.286	1-1	1.000	3-4	.750	3	1	4	0	1	2	0	0	8	8
Louisville	0-1	.000	0-1	.000	0-0	.000	0	1	1	1	0	1	1	0	4	0
Auburn	1-2	.500	1-1	1.000	0-0	.000	0	0	0	0	0	0	1	0	6	3
South Carolina	1-1	1.000	0-0	.000	0-0	.000	0	2	2	0	0	0	0	0	3	2
Florida	1-1	1.000	0-0	.000	0-0	.000	0	0	0	0	0	0	0	0	5	2
Georgia	0-1	.000	0-0	.000	0-0	.000	0	0	0	2	1	1	1	0	5	0
Vanderbilt	0-1	.000	0-0	.000	0-0	.000	0	1	1	0	0	1	1	0	7	0
Tennessee	0-0	.000	0-0	.000	0-0	.000	0	0	0	1	0	0	0	0	5	0
Arkansas	0-1	.000	0-1	.000	0-0	.000	0	0	0	0	0	0	0	0	2	0
South Carolina	0-1	.000	0-1	.000	0-0	.000	0	0	0	0	1	0	2	0	4	0
Tennessee	1-1	1.000	0-0	.000	0-0	.000	0	2	2	1	0	2	0	0	10	2
Notre Dame	1-1	1.000	1-1	1.000	0-0	.000	0	1	1	0	0	0	0	0	3	3
Alabama	0-0	.000	0-0	.000	0-0	.000	0	0	0	0	0	0	0	0	2	0
Georgia	0-0	.000	0-0	.000	0-0	.000	0	0	0	0	0	0	0	0	2	0
Louisiana State	0-1	.000	0-0	.000	0-0	.000	0	0	0	1	0	0	0	0	7	0
Mt. St. Mary's	3-4	.750	1-2	.500	0-0	.000	0	0	0	4	1	1	0	0	10	7
Tulane	0-1	.000	0-1	.000	0-0	.000	1	0	1	1	0	0	1	0	1	0
Arizona State	1-2	.500	0-1	.000	0-0	.000	0	0	0	0	0	0	0	0	4	3
TOTALS	13-30	.433	5-12	.417	4-6	.667	4	9	13	14	4	12	14	0	126	35

Player Game-By-Game Statistics

Anthony Epps

93-94

OPPONENT	FG/A	PCT	3PT/A	PCT	FT/A	PCT	REBOUNDS O	D	T	AS	ST	TO	PF	BLK	TIME	PTS
Louisville	0-1	.000	0-1	.000	0-0	.000	0	0	0	0	0	0	1	0	1	0
Tennessee Tech	1-1	1.000	0-0	.000	0-0	.000	1	1	2	1	0	0	0	0	8	2
Indiana	0-1	.000	0-1	.000	0-0	.000	0	0	0	1	0	0	0	0	2	0
Morehead State	1-2	.500	1-2	.500	0-0	.000	0	1	1	6	1	2	0	0	13	3
Texas	0-3	.000	0-1	.000	0-0	.000	0	0	0	1	0	0	0	0	7	0
Ohio State	1-1	1.000	0-0	.000	0-0	.000	0	0	0	1	2	0	0	0	3	2
Arizona	0-0	.000	0-0	.000	0-0	.000	0	0	0	0	0	0	0	0	2	0
San Francisco	1-1	1.000	1-1	1.000	0-0	.000	0	0	0	0	0	0	0	0	3	3
Robert Morris	0-5	.000	0-3	.000	0-1	.000	0	1	1	1	1	1	1	0	14	0
Vanderbilt	1-2	.500	0-0	.000	0-0	.000	0	0	0	4	0	0	1	0	9	2
Notre Dame	1-1	1.000	0-0	.000	0-0	.000	0	0	0	2	1	2	0	0	5	2
Georgia	0-0	.000	0-0	.000	0-0	.000	0	0	0	0	0	0	0	0	1	0
Ole Miss	1-2	.500	0-0	.000	1-2	.500	1	0	1	1	0	3	1	0	17	3
Tennessee	3-4	.750	0-0	.000	0-0	.000	0	0	0	4	0	0	0	0	9	6
Mississippi State	2-3	.667	1-1	1.000	0-0	.000	1	1	2	0	0	1	0	0	6	5
South Carolina	0-0	.000	0-0	.000	0-0	.000	0	0	0	0	0	0	1	0	5	0
Auburn	0-0	.000	0-0	.000	0-0	.000	0	0	0	0	0	0	0	0	8	0
Alabama	2-3	.667	1-2	.500	0-1	.000	0	1	1	0	0	1	1	0	9	5
Massachusetts	0-0	.000	0-0	.000	0-0	.000	0	0	0	1	0	0	0	0	4	0
Arkansas	0-0	.000	0-0	.000	0-0	.000	0	0	0	0	0	0	0	0	2	0
Syracuse	1-1	1.000	0-0	.000	0-0	.000	0	0	0	0	1	0	0	0	8	2
LSU	0-0	.000	0-0	.000	0-0	.000	0	0	0	1	0	0	1	0	7	0
Vanderbilt	0-1	.000	0-0	.000	0-0	.000	0	0	0	0	1	0	0	0	4	0
Tennessee	2-6	.333	2-5	.400	2-2	1.000	1	4	5	3	2	1	0	0	19	8
Georgia	1-1	1.000	0-0	.000	1-2	.500	1	1	2	3	5	2	1	0	23	3
Florida	1-4	.250	1-4	.250	0-1	.000	0	1	1	1	0	0	0	0	11	3
South Carolina	2-4	.500	2-3	.667	3-4	.750	2	4	6	2	0	0	1	0	12	9
Mississippi State	0-1	.000	0-1	.000	0-0	.000	0	0	0	1	0	2	0	0	12	0
Arkansas	1-1	1.000	1-1	1.000	0-0	.000	0	0	0	1	1	0	0	0	6	3
Florida	0-0	.000	0-0	.000	0-0	.000	0	0	0	1	0	1	0	0	6	0
Tennessee State	1-1	1.000	1-1	1.000	0-0	.000	0	0	0	1	0	0	1	0	7	3
Marquette	0-2	.000	0-1	.000	0-0	.000	0	0	0	1	1	0	0	0	5	0
TOTALS	23-52	.442	11-28	.393	7-13	.538	7	15	22	38	16	16	10	0	248	64

94-95

OPPONENT	FG/A	PCT	3PT/A	PCT	FT/A	PCT	REBOUNDS O	D	T	AS	ST	TO	PF	BLK	TIME	PTS
Tennessee-Martin	0-2	.000	1-1	.000	3-4	.750	0	0	0	7	2	2	0	0	25	3
Ohio	4-9	.444	2-3	.333	5-5	1.000	0	1	1	0	3	1	2	0	28	15
UCLA	4-8	.500	1-3	.333	3-5	.600	1	4	5	4	3	1	0	0	35	12
Indiana	1-3	.333	1-3	.333	4-4	1.000	0	1	1	4	1	1	2	0	32	7
Boston	4-7	.571	2-4	.500	1-3	.333	3	2	5	4	0	1	1	0	20	11
Texas Tech	2-8	.250	1-4	.250	5-6	.833	0	0	0	4	2	4	2	0	27	10
Marshall	1-3	.333	0-1	.000	2-2	1.000	0	3	3	8	1	3	1	0	19	4
Louisville	0-2	.000	0-0	.000	2-2	1.000	0	0	0	0	0	1	3	0	8	2
Auburn	1-2	.500	1-2	.500	2-2	1.000	1	2	3	3	0	0	1	0	17	5
South Carolina	2-4	.500	1-2	.500	2-2	1.000	3	4	7	3	3	1	1	0	25	7
Florida	0-0	.000	0-0	.000	0-0	.000	0	1	1	1	0	3	1	0	17	0
Georgia	3-6	.500	0-0	.000	2-2	1.000	1	2	3	7	2	6	1	0	29	8
Ole Miss	3-8	.375	1-2	.250	5-6	.833	0	1	1	2	1	2	0	0	28	12
Vanderbilt	1-4	.250	1-3	.333	4-8	.500	0	4	4	6	0	1	2	0	24	7
Tennessee	1-2	.500	1-2	.500	0-0	.000	0	1	1	2	1	0	0	0	14	3
Arkansas	2-3	.667	2-3	.667	2-2	1.000	0	0	0	4	1	1	0	0	15	8
South Carolina	2-8	.250	2-7	.286	2-2	1.000	1	1	2	12	4	1	0	0	28	8
Syracuse	2-4	.500	1-2	.500	0-0	.000	1	1	2	1	1	3	2	0	17	5
Tennessee	2-2	1.000	2-2	1.000	0-0	.000	0	1	1	3	1	1	1	0	16	6
Notre Dame	2-3	.667	2-2	1.000	5-6	.833	0	2	2	3	1	2	1	0	18	11
Mississippi State	2-11	.182	1-4	.250	0-0	.000	1	1	2	4	4	2	0	0	18	5
Florida	1-7	.143	0-2	.000	0-0	.000	0	1	1	3	2	1	0	0	11	2
Alabama	0-0	.000	0-0	.000	0-0	.000	0	0	0	0	0	1	0	0	3	0
Vanderbilt	0-1	.000	0-1	.000	0-0	.000	1	2	3	0	0	2	1	0	13	0
Georgia	3-4	.750	2-2	1.000	0-0	.000	1	1	2	1	0	3	1	0	17	6
Louisiana State	4-5	.800	3-4	.750	4-4	1.000	1	4	5	13	0	1	2	0	18	15
Auburn	1-3	.333	1-3	.333	2-2	1.000	0	4	4	4	0	2	0	0	20	5
Florida	3-4	.750	0-1	.000	2-2	1.000	0	0	0	7	3	3	3	0	23	8
Arkansas	2-7	.286	1-5	.200	3-3	1.000	1	0	1	7	3	3	0	0	19	8
Mt. St. Mary's	3-7	.750	1-1	1.000	0-0	.000	1	3	4	8	1	3	0	0	18	7
Tulane	2-3	.667	2-2	1.000	4-4	1.000	0	2	2	2	4	1	0	0	13	10

Player Game-By-Game Statistics

Arizona State	2-3	.667	0-1	.000	0-0	.000	0	2	2	7	1	1	1	1	18	4
North Carolina	0-5	.000	0-3	.000	4-4	1.000	1	1	2	4	0	4	1	0	19	4
TOTALS	60-145	.414	32-80	.400	68-80	.850	18	52	70	138	45	62	30	1	652	220

Walter McCarty

93-94

							REBOUNDS									
OPPONENT	FG/A	PCT	3PT/A	PCT	FT/A	PCT	O	D	T	AS	ST	TO	PF	BLK	TIME	PTS
Louisville	2-3	.667	1-1	1.000	0-2	.000	0	1	1	0	0	1	0	0	3	5
Tennessee Tech	1-5	.200	1-2	.500	3-6	.500	1	1	2	2	0	4	1	0	16	6
Indiana	0-0	.000	0-0	.000	0-0	.000	0	1	1	1	0	0	0	0	3	0
Eastern Kentucky	3-7	.429	0-2	.000	0-0	.000	1	5	6	1	0	0	1	0	14	6
Morehead State	1-3	.333	0-1	.000	0-0	.000	0	4	4	1	2	3	1	0	15	2
Texas	1-1	1.000	1-1	1.000	1-2	.500	0	0	0	0	0	1	2	2	8	4
Ohio State	3-5	.600	1-1	1.000	0-0	.000	0	1	1	1	0	0	3	0	13	7
Arizona	1-1	1.000	0-0	.000	0-0	.000	1	1	2	0	0	1	0	0	5	12
San Francisco	1-2	.500	0-0	.000	0-0	.000	1	4	5	0	0	1	1	0	6	2
Robert Morris	4-5	.800	1-1	1.000	0-2	.000	2	2	4	0	0	2	2	1	17	9
Vanderbilt	1-3	.333	0-0	.000	0-0	.000	0	3	3	1	0	1	3	1	13	2
Notre Dame	3-8	.375	0-1	.000	2-2	1.000	5	4	9	1	1	2	0	0	14	8
Georgia	5-10	.500	1-3	.333	0-2	.000	2	3	5	1	0	1	5	2	20	11
Mississippi	8-10	.800	4-5	.800	4-7	.571	2	1	3	3	1	5	2	0	26	24
Tennessee	4-7	.571	0-1	.000	3-5	.600	5	4	9	4	1	1	2	2	21	11
Florida	4-11	.364	0-1	.000	1-2	.500	4	2	6	0	0	2	3	1	24	9
Mississippi State	2-8	.250	0-2	.000	1-2	.500	3	5	8	1	2	2	1	1	18	5
South Carolina	3-4	.750	0-1	.000	0-0	.000	2	1	3	2	2	0	1	0	11	6
Auburn	0-0	.000	0-0	.000	2-2	1.000	1	0	1	1	0	0	2	0	9	2
Alabama	0-2	.000	0-0	.000	1-2	.500	1	1	2	0	0	0	3	0	9	1
Massachusetts	0-4	.000	0-1	.000	0-2	.000	2	0	2	0	0	1	0	0	8	0
Arkansas	0-0	.000	0-0	.000	0-0	.000	0	0	0	0	0	1	0	0	1	0
Syracuse	2-5	.400	0-2	.000	0-0	.000	1	3	4	2	2	1	0	1	11	4
LSU	9-14	.643	4-7	.571	1-2	.500	2	6	8	3	2	2	3	2	32	23
Vanderbilt	2-2	1.000	1-1	1.000	3-3	1.000	2	2	4	2	0	3	2	0	22	8
Tennessee	1-3	.333	0-1	.000	0-0	.000	4	2	6	2	1	1	4	0	23	2
Georgia	2-10	.200	0-3	.000	5-5	1.000	3	3	6	5	1	1	4	1	27	9
Florida	2-4	.500	1-2	.500	0-1	.000	3	0	3	1	1	0	1	0	15	5
South Carolina	0-2	.000	0-1	.000	2-2	1.000	0	1	1	1	0	3	2	0	15	2
Mississippi State	0-2	.000	0-2	.000	1-2	.500	1	3	4	0	2	1	3	0	11	1
Arkansas	3-3	1.000	2-2	1.000	0-1	.000	2	3	5	1	1	2	2	1	13	8
Florida	1-2	.500	0-1	.000	0-0	.000	2	1	3	1	0	4	4	1	12	2
Tennessee State	0-0	.000	0-0	.000	1-2	.500	3	0	3	0	0	0	1	0	9	1
Marquette	3-7	.429	1-4	.250	0-0	.000	3	4	7	1	1	2	1	3	20	7
TOTALS	72-153	.471	19-50	.380	31-56	.554	59	72	131	39	20	49	60	19	484	194

94-95

							REBOUNDS									
OPPONENT	FG/A	PCT	3PT/A	PCT	FT/A	PCT	O	D	T	AS	ST	TO	PF	BLK	TIME	PTS
Tennessee-Martin	5-7	.714	0-1	.000	0-1	.000	2	4	6	1	2	0	3	1	18	10
Ohio	6-12	.500	1-3	.333	4-5	.800	5	4	9	2	0	0	3	1	26	17
UCLA	5-8	.625	2-3	.667	0-0	.000	2	4	6	1	1	1	5	0	25	12
Indiana	4-9	.444	4-8	.500	4-6	.667	0	4	4	1	0	2	2	1	35	16
Boston	3-5	.600	0-1	.000	0-1	.000	3	1	4	2	0	0	2	3	16	6
Louisville	5-11	.455	3-5	.600	4-5	.800	8	1	9	1	0	1	1	0	23	17
Texas Tech	3-4	.750	0-1	.000	3-4	.750	1	4	5	2	1	2	4	3	21	9
Marshall	2-4	.500	0-0	.000	4-4	1.000	1	2	3	4	0	2	3	1	18	8
Auburn	5-13	.385	1-4	.250	1-3	.333	3	4	7	1	1	0	3	1	23	12
South Carolina	3-6	.500	1-3	.333	0-0	.000	1	1	2	1	1	1	2	1	20	7
Florida	2-5	.400	0-2	.000	0-0	.000	0	6	6	2	0	0	3	1	21	4
Georgia	2-6	.333	0-1	.000	0-0	.000	1	2	3	1	4	1	3	1	16	4
Ole Miss	3-5	.600	0-1	.000	2-3	.667	0	2	2	1	1	6	1	1	24	8
Vanderbilt	2-5	.400	0-1	.000	2-4	.500	3	5	8	2	1	2	4	1	17	6
Tennessee	0-3	.000	0-2	.000	0-0	.000	1	1	2	1	0	3	4	1	17	0
Arkansas	7-9	.778	2-3	.667	0-0	.000	2	5	7	2	0	0	4	0	24	16
South Carolina	4-8	.500	0-1	.000	0-1	.000	1	4	5	3	0	5	1	2	26	8
Syracuse	4-10	.400	1-2	.500	6-6	1.000	3	6	9	1	1	1	2	1	30	15
Tennessee	2-4	.500	1-1	1.000	1-2	.500	2	1	3	1	1	2	3	1	20	6
Notre Dame	7-12	.583	4-6	.667	2-2	1.000	2	5	7	4	0	3	1	1	28	20
Mississippi State	4-10	.400	0-2	.000	0-0	.000	2	4	6	1	0	1	4	0	22	8
Florida	2-9	.222	0-4	.000	2-2	1.000	3	2	5	1	3	0	4	0	21	6
Alabama	7-12	.583	0-3	.000	0-1	.000	2	6	8	0	2	5	3	2	35	14
Vanderbilt	2-8	.250	1-3	.333	3-4	.750	2	7	9	2	0	0	3	1	24	8
Georgia	3-7	.429	1-2	.500	3-5	.600	0	4	4	4	2	2	2	2	22	10

Player Game-By-Game Statistics

Louisiana State	3-5	.600	0-1	.000	4-6	.667	2	2	4	1	2	2	2	1	21	10
Auburn	8-12	.667	1-3	.333	5-5	1.000	5	5	10	2	2	2	3	0	27	22
Florida	1-1	1.000	0-0	.000	2-2	1.000	1	0	1	1	0	0	5	1	7	4
Arkansas	5-10	.500	0-1	.000	1-1	1.000	3	3	6	0	0	2	3	2	33	11
Mt. St. Mary's	7-12	.583	3-3	1.000	0-2	.000	6	5	11	1	0	1	3	3	19	17
Tulane	4-6	.667	0-1	.000	2-3	.667	3	3	6	0	0	1	4	2	21	10
Arizona State	3-4	.750	0-1	.000	4-4	1.000	0	5	5	1	1	2	2	1	20	10
North Carolina	5-9	.556	2-4	.500	2-2	1.000	1	2	3	2	1	3	4	1	24	14
TOTALS	128-251	.510	28-77	.364	61-84	.726	71	114	185	50	27	53	96	38	744	345

Cameron Mills

94-95

							REBOUNDS									
OPPONENT	FG/A	PCT	3PT/A	PCT	FT/A	PCT	O	D	T	AS	ST	TO	PF	BLK	TIME	PTS
Tennessee-Martin	2-3	.667	1-1	1.000	2-2	1.000	1	1	2	3	1	0	0	0	7	7
Boston	0-0	.000	0-0	.000	1-2	.500	0	0	0	0	1	0	1	0	4	1
Marshall	1-1	1.000	0-0	.000	0-0	.000	0	0	0	0	0	0	0	0	5	2
Auburn	0-0	.000	0-0	.000	0-0	.000	1	0	1	0	0	0	1	0	2	0
Notre Dame	0-1	.000	0-1	.000	0-0	.000	0	0	0	0	0	0	0	0	2	0
Alabama	0-0	.000	0-0	.000	0-0	.000	0	0	0	0	0	0	0	0	0	0
Louisiana State	0-1	.000	0-1	.000	0-2	.000	0	0	0	1	0	0	0	0	6	0
Mt. St. Mary's	0-1	.000	0-1	.000	0-2	.000	0	0	0	0	0	0	1	0	5	0
TOTALS	3-7	.429	1-4	.250	3-6	.500	2	1	3	4	2	0	3	0	32	10

Mark Pope

94-95

							REBOUNDS									
OPPONENT	FG/A	PCT	3PT/A	PCT	FT/A	PCT	O	D	T	AS	ST	TO	PF	BLK	TIME	PTS
Tennessee-Martin	3-4	.750	0-0	.000	5-6	.833	3	4	7	1	3	1	4	0	19	11
Ohio	2-7	.286	0-1	.000	7-8	.875	2	9	11	0	0	3	4	1	21	11
UCLA	2-4	.500	0-0	.000	8-8	1.000	2	6	8	2	0	4	1	0	34	12
Indiana	3-5	.600	0-0	.000	1-2	.500	5	2	7	0	1	1	3	0	23	7
Boston	2-4	.500	1-1	1.000	2-2	1.000	1	4	5	0	2	1	1	1	14	7
Texas Tech	2-2	1.000	0-0	.000	0-1	.000	0	2	2	1	0	1	4	1	17	4
Marshall	3-7	.429	0-1	.000	4-4	1.000	4	6	10	1	0	4	4	3	16	10
Louisville	4-10	.400	0-3	.000	1-3	.333	9	1	10	1	1	2	2	0	24	9
Auburn	4-8	.500	0-1	.000	1-2	.500	5	5	10	1	1	0	1	2	26	9
South Carolina	1-3	.333	0-0	.000	2-4	.500	3	6	9	1	0	3	2	2	23	4
Florida	3-6	.500	1-1	1.000	2-4	.500	1	6	7	0	0	1	4	1	28	9
Georgia	2-6	.333	1-3	.333	3-6	.500	1	3	4	3	0	1	3	0	21	8
Ole Miss	0-2	.000	0-1	.000	0-0	.000	0	3	3	1	0	0	4	1	18	0
Vanderbilt	4-11	.364	1-2	.500	0-0	.000	6	3	9	2	0	1	1	1	21	9
Tennessee	1-5	.200	1-3	.333	0-0	.000	1	5	6	1	5	0	3	0	20	3
Arkansas	1-2	.500	0-0	.000	3-4	.750	1	1	2	0	0	0	4	0	16	5
South Carolina	4-6	.667	1-2	.500	4-4	1.000	4	3	7	0	1	1	3	1	25	13
Syracuse	3-6	.500	1-2	.500	1-2	.500	1	5	6	0	0	1	3	1	20	8
Tennessee	4-8	.500	0-1	.000	0-0	.000	5	3	8	0	1	0	3	3	27	8
Notre Dame	0-0	.000	0-0	.000	0-0	.000	0	0	0	0	0	1	4	0	11	0
Mississippi State	5-6	.833	2-2	1.000	0-0	.000	4	4	8	3	1	0	4	3	29	12
Florida	3-5	.600	2-3	.667	6-7	.857	2	2	4	2	2	1	1	4	35	14
Alabama	2-3	.667	0-0	.000	2-2	1.000	3	4	7	1	0	2	2	0	25	6
Vanderbilt	5-8	.625	1-2	.500	1-2	.500	2	4	6	1	0	2	2	0	30	12
Georgia	2-4	.500	1-2	.500	0-0	.000	0	4	4	3	1	0	4	0	21	5
Louisiana State	1-3	.333	1-1	1.000	4-4	1.000	1	2	3	0	0	1	2	0	12	7
Auburn	7-12	.583	2-3	.667	3-3	1.000	8	2	10	1	1	2	3	1	26	19
Florida	5-6	.833	2-3	.667	4-5	.800	1	7	8	1	0	2	5	5	29	16
Arkansas	4-7	.571	1-1	1.000	3-6	.500	4	6	10	0	2	2	3	2	31	12
Mt. St. Mary's	4-4	1.000	2-2	1.000	3-6	.500	2	6	8	1	0	1	3	2	18	13
Tulane	2-4	.500	0-1	.000	0-0	.000	1	2	3	1	0	2	3	0	15	4
Arizona State	1-3	.333	0-1	.000	1-2	.500	0	2	2	0	1	0	3	2	20	3
North Carolina	0-2	.000	0-1	.000	1-2	.500	1	2	3	0	1	1	2	1	13	1
TOTALS	89-173	.514	21-44	.477	72-99	.727	83	124	207	29	24	43	96	38	728	271

Jared Prickett

92-93

							REBOUNDS									
OPPONENT	FG/A	PCT	3PT/A	PCT	FT/A	PCT	O	D	T	AS	ST	TO	PF	BLK	TIME	PTS
Wright State	2-4	.500	0-2	.000	0-0	.000	2	5	7	5	1	1	1	3	24	4
Georgia Tech	0-3	.000	0-0	.000	1-2	.500	4	0	4	1	1	2	4	0	14	1
Eastern Kentucky	0-0	.000	0-0	.000	0-0	.000	0	0	0	0	0	1	0	0	6	0
Louisville	2-4	.500	0-0	.000	1-2	.500	1	4	5	1	1	2	4	1	13	5

Player Game-By-Game Statistics

Morehead State	4-9	.444	0-2	.000	3-4	.750	2	3	5	1	1	3	1	3	11	11
Miami (Ohio)	0-3	.000	0-1	.000	0-0	.000	3	1	4	0	1	1	0	1	6	0
Rutgers	1-1	1.000	0-0	.000	1-2	.500	0	2	2	0	0	1	1	0	5	3
St. John's	1-4	.250	0-1	.000	1-2	.500	1	2	3	1	0	0	4	0	13	3
Indiana	1-7	.143	0-2	.000	1-1	1.000	5	2	7	0	1	0	2	0	16	3
Georgia	0-2	.000	0-1	.000	0-0	.000	1	2	3	0	0	1	0	0	5	0
Tennessee	2-6	.333	1-1	1.000	0-0	.000	3	1	4	5	2	0	3	0	22	5
Vanderbilt	3-5	.600	0-1	.000	0-0	.000	3	0	3	1	1	0	1	0	12	6
Alabama	1-3	.333	0-0	.000	0-0	.000	1	0	1	1	0	0	1	0	7	2
South Carolina	0-1	.000	0-0	.000	0-0	.000	0	1	1	1	0	1	1	0	9	0
LSU	1-4	.250	0-0	.000	2-2	1.000	3	1	4	3	2	2	3	0	9	4
Florida	0-3	.000	0-2	.000	1-2	.500	0	2	2	0	0	1	4	0	6	1
Mississippi State	3-5	.600	0-0	.000	3-5	.600	3	4	7	0	0	0	3	1	18	9
Vanderbilt	1-1	1.000	0-0	.000	0-1	.000	0	0	0	0	0	1	1	0	2	2
Arkansas	6-9	.667	1-1	1.000	3-7	.429	8	5	13	1	4	1	3	0	26	16
Notre Dame	1-4	.250	0-0	.000	0-0	.000	5	3	8	1	1	2	2	0	21	2
South Carolina	2-4	.500	0-0	.000	1-2	.500	3	2	5	1	0	1	2	0	12	5
Georgia	0-2	.000	0-0	.000	0-0	.000	1	1	2	1	0	0	3	0	11	0
Tennessee	2-2	1.000	0-0	.000	2-3	.667	1	1	2	1	2	1	3	0	19	6
Auburn	2-3	.667	0-0	.000	1-1	1.000	0	0	0	2	1	0	0	0	7	5
Mississippi	5-7	.714	0-1	.000	1-2	.500	3	7	10	5	5	0	3	0	22	11
Florida	3-5	.600	0-0	.000	5-6	.833	2	3	5	1	0	3	2	0	16	11
Tennessee	4-5	.800	0-0	.000	3-3	1.000	1	7	8	5	7	2	1	0	28	11
Arkansas	3-5	.600	0-0	.000	2-2	1.000	2	6	8	4	0	3	0	2	28	8
Louisiana State	2-5	.400	0-1	.000	0-0	.000	2	2	4	1	1	3	0	0	14	4
Rider	1-3	.333	0-0	.000	0-0	.000	0	1	1	0	1	0	0	0	7	2
Utah	5-6	.833	0-0	.000	1-1	1.000	2	2	4	3	0	1	1	0	18	11
Wake Forest	3-3	1.000	0-0	.000	0-2	.000	4	1	5	5	1	0	4	0	24	6
Florida State	9-12	.750	0-0	.000	4-6	.667	6	5	11	3	0	3	2	0	33	22
Michigan	1-6	.167	0-1	.000	7-7	1.000	3	4	7	2	0	0	5	0	27	9
TOTALS	71-146	.486	2-17	.118	44-65	.677	75	80	155	56	34	37	65	11	511	188

93-94

								REBOUNDS								
OPPONENT	FG/A	PCT	3PT/A	PCT	FT/A	PCT	O	D	T	AS	ST	TO	PF	BLK	TIME	PTS
Louisville	2-5	.400	0-1	.000	0-0	.000	1	1	2	4	0	2	2	0	33	4
Tennessee Tech	2-6	.333	0-0	.000	3-5	.600	2	8	10	5	1	3	3	2	24	7
Indiana	2-3	.667	0-1	.000	3-5	.600	2	1	3	0	2	1	5	0	23	7
Eastern Kentucky	3-8	.375	0-1	.000	3-4	.750	4	5	9	3	0	4	2	0	21	9
Morehead State	3-7	.429	0-0	.000	0-0	.000	2	2	4	1	0	1	5	0	12	6
Texas	6-11	.545	0-1	.000	2-6	.333	3	11	14	3	0	3	1	1	31	14
Ohio State	0-4	.000	0-1	.000	2-2	1.000	2	1	3	5	2	1	5	0	24	2
Arizona	7-12	.583	0-1	.000	2-2	1.000	6	2	8	2	2	2	2	0	32	16
San Francisco	2-5	.400	0-0	.000	5-6	.833	1	4	5	2	1	6	1	0	29	9
Robert Morris	6-10	.600	1-1	1.000	4-4	1.000	4	2	6	3	3	3	3	0	22	17
Vanderbilt	4-8	.500	0-1	.000	3-4	.750	2	7	9	5	4	5	2	0	28	11
Notre Dame	1-5	.200	0-1	.000	3-4	.750	3	3	6	1	3	2	3	2	26	5
Georgia	5-7	.714	0-0	.000	1-7	.143	3	3	6	5	2	5	0	0	24	11
Mississippi	8-10	.800	0-0	.000	2-5	.400	2	2	4	1	5	4	2	0	29	18
Tennessee	2-8	.250	0-0	.000	2-3	.667	0	2	2	1	1	4	1	0	25	6
Florida	3-8	.375	0-2	.000	0-0	.000	2	4	6	2	0	3	4	1	23	6
Mississippi State	4-9	.444	0-0	.000	0-1	.000	5	4	9	5	2	3	4	0	28	8
South Carolina	4-9	.444	0-0	.000	2-4	.500	11	6	17	3	3	3	3	1	35	10
Auburn	2-6	.333	0-0	.000	0-0	.000	2	2	4	3	0	2	4	1	23	4
Alabama	0-0	.000	0-0	.000	0-1	.000	1	0	1	1	0	2	4	0	12	0
Massachusetts	6-12	.500	0-1	.000	5-7	.714	8	7	15	2	2	3	0	1	39	17
Arkansas	5-7	.714	0-0	.000	1-4	.250	6	14	20	6	0	1	3	0	40	11
Syracuse	4-9	.444	0-0	.000	2-2	1.000	2	6	8	4	3	4	3	0	30	10
LSU	1-4	.250	0-0	.000	0-2	.000	0	0	0	0	0	2	1	1	13	2
Vanderbilt	2-2	1.000	0-0	.000	0-4	.000	2	4	6	1	0	2	0	1	22	4
Georgia	3-5	.600	0-0	.000	2-2	1.000	3	4	7	0	2	5	2	1	26	8
Florida	6-10	.600	0-0	.000	0-0	.000	5	4	9	1	2	1	5	0	27	12
South Carolina	0-0	.000	0-0	.000	1-3	.333	1	3	4	0	1	0	3	0	32	1
Mississippi State	3-6	.500	0-1	.000	2-4	.500	3	4	7	1	4	2	3	0	27	8
Arkansas	4-7	.571	0-0	.000	4-5	.800	2	7	9	5	0	3	2	2	32	12
Florida	2-7	.286	0-0	.000	4-4	1.000	4	6	10	4	1	2	1	0	36	8
Tennessee State	0-2	.000	0-0	.000	4-6	.667	3	2	5	0	0	3	3	0	23	4
Marquette	2-5	.400	0-1	.000	1-2	.500	3	1	4	1	1	2	2	1	24	5
TOTALS	104-217	.479	1-14	.071	63-108	.583	100	132	232	80	47	86	89	15	875	272

Player Game-By-Game Statistics

94-95

OPPONENT	FG/A	PCT	3PT/A	PCT	FT/A	PCT	REBOUNDS O	D	T	AS	ST	TO	PF	BLK	TIME	PTS
Tennessee-Martin	10-11	.909	0-0	.000	1-1	1.000	4	4	8	1	3	1	2	0	19	21
Louisville	0-1	.000	0-0	.000	3-4	.750	2	2	4	0	0	2	2	0	17	3
Ohio	2-6	.333	0-1	.000	4-6	.667	5	3	8	3	1	2	2	1	24	8
UCLA	0-4	.000	0-1	.000	1-3	.333	5	3	8	1	0	0	4	1	18	1
Indiana	3-5	.600	0-0	.000	0-0	.000	3	3	6	0	3	0	5	2	22	6
Boston	0-4	.000	0-1	.000	3-4	.750	3	6	9	2	2	5	1	2	20	3
Texas Tech	2-7	.286	0-0	.000	3-4	.750	1	7	8	5	3	2	4	0	27	7
Marshall	4-5	.800	0-0	.000	4-5	.800	3	2	5	1	2	1	0	2	18	12
Auburn	3-9	.333	0-0	.000	2-6	.333	4	4	8	3	2	0	3	0	18	8
South Carolina	2-4	.500	0-0	.000	0-0	.000	1	3	4	1	1	4	2	1	22	4
Florida	4-6	.667	1-1	1.000	0-0	.000	0	1	1	5	1	3	2	0	47	9
Georgia	3-9	.333	1-2	.500	0-1	.000	3	7	10	0	2	2	3	1	23	7
Ole Miss	1-1	1.000	0-0	.000	0-0	.000	0	1	1	1	0	3	4	0	14	2
Vanderbilt	7-9	.778	0-0	.000	2-4	.500	2	1	3	3	1	0	0	0	26	16
Tennessee	0-2	.000	0-0	.000	1-2	.500	0	4	4	0	2	2	1	0	14	1
Arkansas	1-2	.500	0-0	.000	0-0	.000	0	1	1	0	0	1	2	0	9	2
South Carolina	1-2	.500	0-0	.000	0-0	.000	0	1	1	0	0	1	1	0	11	2
Syracuse	0-2	.000	0-0	.000	2-2	1.000	1	1	2	1	3	2	2	0	9	2
Tennessee	7-10	.700	0-0	.000	1-2	.500	3	6	9	2	2	1	1	1	28	15
Notre Dame	6-8	.750	0-0	.000	1-1	1.000	2	3	5	2	0	1	1	0	24	13
Mississippi State	2-7	.286	0-1	.000	0-1	.000	3	1	4	2	0	0	1	0	20	4
Florida	3-6	.500	0-0	.000	0-2	.000	6	0	6	1	2	1	1	1	22	6
Alabama	2-5	.400	0-0	.000	2-4	.500	0	0	0	3	1	1	2	0	13	6
Vanderbilt	1-1	1.000	0-0	.000	2-2	1.000	1	3	4	1	0	0	1	0	17	4
Georgia	4-6	.667	0-0	.000	0-0	.000	1	0	1	1	1	0	2	0	16	8
Louisiana State	3-4	.750	0-0	.000	0-0	.000	2	2	4	2	0	1	1	0	16	6
Auburn	2-4	.500	0-0	.000	0-0	.000	2	2	4	3	1	1	2	0	26	4
Florida	1-2	.500	0-0	.000	0-0	.000	1	2	3	2	0	1	0	2	18	2
Arkansas	2-2	1.000	0-0	.000	3-3	1.000	1	4	5	1	0	3	1	1	15	7
Mt. St. Mary's	8-10	.800	0-0	.000	0-2	.000	3	3	6	2	3	2	2	0	19	16
Tulane	4-9	.444	0-1	.000	2-3	.667	2	6	8	1	1	0	2	1	23	10
Arizona State	1-2	.500	0-0	.000	0-0	.000	0	2	2	3	1	2	3	0	13	2
North Carolina	2-6	.333	0-0	.000	0-0	.000	3	2	5	3	1	2	0	0	20	4
TOTALS	91-171	.532	2-8	.250	37-62	.597	67	90	157	56	39	47	60	16	618	221

Jeff Sheppard

93-94

							REBOUNDS									
Louisville	0-0	.000	0-0	.000	0-0	.000	0	1	1	1	1	0	1	0	6	0
Tennessee Tech	2-5	.400	1-3	.333	2-2	1.000	1	1	2	5	1	3	2	0	13	7
Indiana	0-1	.000	0-1	.000	0-0	.000	0	0	0	0	1	0	5	0	9	0
Eastern Kentucky	4-4	1.000	1-1	1.000	1-1	1.000	0	0	0	1	1	0	1	0	7	10
Morehead State	2-4	.500	0-2	.000	0-0	.000	0	1	1	0	1	1	0	0	13	4
Texas	2-5	.400	0-0	.000	0-0	.000	1	0	1	0	3	2	1	0	11	4
Ohio State	0-1	.000	0-1	.000	0-0	.000	0	0	0	1	0	2	2	0	7	0
Arizona	1-1	1.000	1-1	1.000	0-0	.000	0	0	0	0	0	1	2	0	8	3
San Francisco	6-6	1.000	0-0	.000	1-2	.500	1	3	4	5	0	0	3	1	17	13
Robert Morris	5-6	.833	2-2	1.000	6-8	.750	2	1	3	2	1	1	0	0	17	18
Vanderbilt	4-6	.667	0-1	.000	1-1	1.000	0	0	0	1	1	0	2	0	16	9
Notre Dame	2-4	.500	0-0	.000	3-6	.500	1	0	1	3	2	0	2	0	10	7
Georgia	4-8	.500	1-2	.500	4-5	.800	0	1	1	2	1	3	3	0	30	13
Ole Miss	3-4	.750	1-2	.500	0-0	.000	1	1	2	3	0	1	1	0	14	7
Tennessee	1-1	1.000	0-0	.000	0-0	.000	0	1	1	2	1	0	1	0	9	2
Florida	1-3	.333	0-0	.000	0-0	.000	1	1	2	0	0	0	4	0	10	2
Mississippi State	0-2	.000	0-1	.000	0-0	.000	0	0	0	0	0	1	1	0	5	0
Auburn	1-2	.500	0-0	.000	0-0	.000	0	1	1	2	3	1	1	1	9	2
Alabama	0-0	.000	0-0	.000	0-0	.000	0	0	0	0	0	2	1	0	2	0
Massachusetts	0-0	.000	0-0	.000	0-0	.000	0	0	0	0	0	2	0	0	4	0
Syracuse	0-1	.000	0-0	.000	0-0	.000	0	0	0	0	0	1	0	0	3	0
LSU	0-1	.000	0-0	.000	0-0	.000	0	1	1	0	0	0	0	0	11	0
Vanderbilt	0-0	.000	0-0	.000	2-4	.500	1	0	1	0	0	0	0	0	4	2
Tennessee	2-3	.667	0-1	.000	0-0	.000	0	0	0	0	0	1	2	0	7	4
Georgia	0-1	.000	0-0	.000	0-0	.000	0	0	0	0	0	0	0	0	2	0
South Carolina	0-0	.000	0-0	.000	0-0	.000	1	1	2	1	0	0	0	0	2	0
Mississippi State	0-1	.000	0-0	.000	0-0	.000	0	0	0	0	0	0	2	1	8	0
Arkansas	0-2	.000	0-1	.000	0-2	.000	0	0	0	1	0	0	0	0	3	0
Marquette	0-0	.000	0-0	.000	0-0	.000	0	0	0	0	0	0	1	0	1	0
TOTALS	40-72	.556	7-19	.368	20-31	.645	10	14	24	30	17	22	38	3	258	107

Player Game-By-Game Statistics

94-95

OPPONENT	FG/A	PCT	3PT/A	PCT	FT/A	PCT	REBOUNDS O	D	T	AS	ST	TO	PF	BLK	TIME	PTS
Tennessee-Martin	1-5	.200	1-2	.500	4-4	1.000	0	1	1	3	1	1	1	0	14	7
Ohio	1-2	.500	0-1	.000	0-0	.000	0	1	1	1	1	0	2	0	10	2
UCLA	4-8	.500	1-2	.500	5-6	.833	1	1	2	1	0	2	2	0	26	14
Indiana	3-6	.500	0-1	.000	0-0	.000	0	0	0	1	1	1	2	0	11	6
Boston	2-4	.500	1-2	.500	2-4	.500	0	4	4	3	1	1	2	0	17	7
Texas Tech	5-9	.556	0-0	.000	0-2	.000	0	3	3	2	0	2	1	0	24	10
Marshall	7-9	.778	5-6	.833	2-2	1.000	1	3	4	1	5	1	3	1	26	21
Louisville	6-17	.353	2-4	.500	5-6	.833	2	2	4	3	0	3	4	1	33	19
Auburn	1-4	.250	0-2	.000	0-1	.000	0	1	1	5	1	0	1	0	25	2
South Carolina	5-12	.417	5-10	.500	0-0	.000	0	2	2	3	1	1	3	0	25	15
Florida	5-8	.625	1-2	.500	0-0	.000	1	0	1	3	2	0	5	0	27	11
Georgia	3-7	.429	0-2	.000	1-2	.500	0	0	0	0	0	0	1	2	16	7
Ole Miss	1-4	.250	0-1	.000	2-2	1.000	0	5	5	5	1	1	4	0	22	4
Vanderbilt	1-5	.200	0-2	.000	1-2	.500	1	1	2	3	2	2	2	1	24	3
Tennessee	4-7	.571	1-4	.250	3-4	.750	1	3	4	5	4	0	2	1	27	12
Arkansas	5-9	.556	2-5	.400	2-2	1.000	1	2	3	2	0	3	5	0	26	14
South Carolina	4-10	.400	1-5	.200	2-3	.667	0	3	3	0	1	0	2	0	31	11
Syracuse	2-5	.400	1-1	1.000	2-4	.500	0	2	2	2	1	4	3	0	23	7
Tennessee	1-2	.500	0-1	.000	0-0	.000	0	2	2	1	1	2	0	0	19	2
Notre Dame	3-5	.600	0-1	.000	4-4	1.000	0	0	0	5	3	1	3	0	20	10
Mississippi State	4-13	.308	1-7	.143	0-1	.000	0	4	4	2	4	3	2	0	23	9
Florida	2-5	.400	0-1	.000	0-0	.000	0	1	1	6	2	2	4	1	25	4
Alabama	1-4	.250	0-0	.000	4-4	1.000	0	1	1	2	1	0	3	0	27	6
Vanderbilt	2-4	.500	1-2	.500	2-3	.667	0	4	4	2	0	2	3	1	29	7
Georgia	3-11	.273	0-3	.000	4-5	.800	0	2	2	3	2	2	3	0	24	10
Lousiana State	2-5	.400	0-0	.000	0-0	.000	0	2	2	4	0	0	1	1	15	4
Auburn	5-7	.714	2-3	.667	2-2	1.000	2	2	4	1	0	1	4	0	18	14
Florida	2-5	.400	1-1	1.000	0-0	.000	1	3	4	0	2	1	3	0	19	5
Arkansas	3-6	.500	0-0	.000	0-0	.000	0	1	1	4	1	2	5	0	26	6
Mt. St. Mary's	3-5	.600	1-2	.500	0-0	.000	0	1	1	7	1	0	2	0	22	7
Tulane	4-8	.500	1-1	1.000	2-2	1.000	0	1	1	2	2	0	1	0	27	11
Arizona State	2-5	.400	0-0	.000	0-0	.000	0	1	1	5	3	1	3	0	25	4
North Carolina	2-9	.222	0-4	.000	0-0	.000	2	3	5	2	1	1	1	0	22	4
TOTALS	99-225	.440	28-78	.359	49-65	.754	13	62	75	89	45	40	83	9	748	275

Antoine Walker

94-95

OPPONENT	FG/A	PCT	3PT/A	PCT	FT/A	PCT	REBOUNDS O	D	T	AS	ST	TO	PF	BLK	TIME	PTS
Tennessee-Martin	6-13	.462	0-3	.000	3-3	1.000	1	1	2	0	3	1	0	0	16	15
Ohio	0-7	.000	0-1	.000	0-0	.000	2	1	3	2	1	1	3	0	11	0
UCLA	2-9	.222	0-2	.000	3-5	.600	1	3	4	0	1	2	4	1	20	7
Indiana	4-10	.400	2-4	.500	0-0	.000	4	1	5	0	0	5	2	2	17	10
Boston	6-9	.667	1-2	.500	0-2	.000	2	1	3	3	2	3	2	0	22	13
Texas Tech	1-5	.200	0-0	.000	0-0	.000	1	1	2	1	2	3	1	0	13	2
Marshall	4-8	.500	2-3	.667	1-3	.333	0	1	1	6	3	0	0	0	16	11
Louisville	2-9	.222	0-3	.000	2-2	1.000	4	2	6	2	0	1	4	0	17	6
Auburn	5-9	.556	1-3	.333	2-4	.500	4	1	5	2	1	1	2	0	10	13
South Carolina	2-5	.400	0-1	.000	3-4	.750	2	0	2	3	0	3	3	0	16	7
Florida	5-9	.556	0-1	.000	3-3	1.000	3	0	3	2	0	3	3	0	16	13
Georgia	3-7	.429	1-2	.500	1-2	.500	4	3	7	2	0	4	2	0	12	8
Ole Miss	1-3	.333	0-1	.000	1-2	.500	1	3	4	0	1	0	2	0	13	3
Vanderbilt	2-3	.333	0-0	.000	0-1	.000		3	6	0	0	1	1	0	11	4
Tennessee	2-4	.500	0-1	.000	0-1	.000	3	4	7	1	0	5	0	0	17	4
Arkansas	1-3	.333	1-1	1.000	0-0	.000	0	1	1	1	0	2	1	1	12	3
South Carolina	3-6	.500	0-0	.000	2-2	1.000	4	2	6	2	0	4	1	0	12	8
Syracuse	3-7	.429	0-1	.000	3-4	.750	2	2	4	1	2	1	1	0	14	9
Tennessee	2-2	1.000	0-0	.000	0-0	.000	0	4	4	3	0	1	4	0	12	4
Notre Dame	3-5	.600	0-2	.000	7-8	.875	4	5	9	2	0	2	4	0	18	13
Mississippi State	1-3	.333	0-1	.000	0-0	.000	0	0	0	0	0	2	1	0	7	2
Florida	0-3	.000	0-0	.000	0-1	.000	2	0	2	0	1	0	1	0	8	0
Alabama	0-1	.000	0-1	.000	0-0	.000	0	0	0	0	0	0	0	0	3	0
Vanderbilt	1-4	.250	0-1	.000	0-0	.000	1	0	1	0	0	0	2	0	5	2
Georgia	2-5	.400	1-2	.500	6-7	.857	3	4	7	0	1	1	2	0	15	11
Louisiana State	4-7	.571	2-4	.500	1-1	1.000	1	5	6	1	1	4	1	2	16	11
Auburn	4-11	.364	1-4	.250	0-0	.000	2	3	5	4	3	1	3	1	18	9
Florida	7-10	.700	3-3	1.000	4-4	1.000	0	5	5	2	0	2	2	0	19	21
Arkansas	9-17	.529	0-2	.000	5-5	1.000	2	5	7	1	3	0	1	0	30	23
Mt. St. Mary's	3-7	.429	1-2	.500	3-7	.429	1	7	8	1	1	2	2	0	16	10
Tulane	3-5	.600	0-1	.000	0-0	.000	0	8	8	3	1	2	1	0	22	6
Arizona State	3-13	.231	1-1	1.000	2-2	1.000	4	6	10	2	0	1	2	1	16	9
North Carolina	1-5	.200	0-2	.000	0-0	.000	3	3	6	0	1	1	4	0	9	2
TOTALS	95-227	.419	17-55	.309	52-73	.712	64	84	148	47	28	59	62	8	479	259



The fashion-clad Rick Pitino shouts instructions during the 1994-95 season. Pitino enters his seventh season at the helm of the Wildcats' program, with 150 wins and only 43 losses.

The Kentucky Staff

Rick Pitino Biography

Whether it's recruiting top high school talent, coaching college teams to the Final Four or evaluating talent for NBA drafts, Coach Rick Pitino knows the game of basketball.

Since he took his first head coaching job 17 years ago, one word could be used to describe his career — success.

Today, at age 43, Pitino has become one of the "masters" of the game. Few who have coached less than 20 years reach this stature.

The New York native has accomplished this much-documented success at four sites. As head coach of the University of Kentucky basketball program, Pitino has guided the Cats to the 1993 NCAA Final Four, two trips to the Elite Eight, four straight Southeastern Conference Tournament titles and one SEC regular season championship. All this in six short seasons after breathing new life into a program shackled by NCAA probation in 1988.

But that was his reputation — rebuilding decimated programs. Prior to resurrecting Kentucky, Pitino had been credited with turning around a dying Boston University program, taking Providence College to the NCAA Final Four in only two seasons and turning the NBA's New York Knicks from consistent losers to division champions in just two years.

For the present, his career of rebuilding is over. Now, Pitino's Wildcats have been restored to their "perennial power" status — an elite status which comes complete with All-Americans, top national rankings and more frequent Final Four finishes. The proof? In the past four years, Kentucky has registered more wins, 114, than any other Division I basketball team.

As he enters his seventh season at UK, Pitino has recorded 150 victories and just 43 defeats. His 13-year college record is 283-117 (70.8%), while his record with the Knicks was 90-74 (54.9%), making his 15-year career coaching total 373-191 (66.1%). That winning percentage is even more impressive when one considers the conditions of the programs when Pitino inherited them.

At age 25, Pitino's first head coaching job was at Boston University. BU had won only 17 games over the previous two years, but went 17-9 during Pitino's first season. He stayed five years, recording a 91-51 record and becoming the most successful coach in the school's history. He was twice named New England Coach of the Year, and in his final season at BU, led the Terriers to their first NCAA appearance in 24 years.

Providence College was 11-20 the year before Pitino took over in 1985. Using the press and newly-implemented three-point shot, the Friars went 17-14 his first year and played in the National Invitation Tournament. The following season, 1986-87, Providence finished 25-9 and advanced to the Final Four. Pitino's postseason coaching honors included the John Wooden National Coach of the Year, the NABC Coach of the Year and the Sporting News Coach of the Year awards.



The stylish Pitino has become one of the most recognized faces in college basketball.

While Pitino was turning heads as coach of the Friars, the New York Knicks were stumbling to a 71-175 two-year mark, which was the worst in the NBA. When the offer came to return to his hometown coaching his favorite NBA squad, Pitino agreed to become the youngest coach in the league. The first Pitino-coached Knicks team finished 38-44, earning a berth in the playoffs, and the 1988-89 squad went 52-30, winning the Atlantic Division.

Then the Cats came calling. Kentucky was in dire need of a make-over in the style of Rick Pitino.

When he arrived at Kentucky, Pitino inherited a program that was as challenging as any in his career. The school had just been placed on a two-year probation and Pitino's first team featured only eight scholarship players, none taller than 6-7. Then

Winningest Programs In Division I Past Four Seasons*

1.	Kentucky	114
2.	North Carolina	113
3.	Arkansas	111
	Massachusetts	111
5.	Kansas	108
6.	UCLA	102
7.	Arizona	100
	Cincinnati	100
9.	Duke	99
	New Mexico St.	99

*Statistics provided by the NCAA

Rick Pitino Biography

Pitino worked his magic in Lexington. Promising to "win right away," the youngest coach in the Southeastern Conference brought his brand of never-ending optimism and enthusiasm to the Bluegrass. The Wildcats averaged almost 90 points per game and led the nation in three-point shooting. The team stayed in the SEC race for most of the season, finishing a respectable fourth when the dust had settled. Rupp Arena had never been better, as record crowds attested. Pitino was named SEC Coach of the Year by UPI and National Coach of the Year by *Basketball Times*. In just one year, Pitino brought Kentucky basketball back to respectability, with a promise of greatness ahead.

Little did the UK fans know that greatness was just around the corner, as the 1990-91 squad proved. Again facing a monstrous schedule (North Carolina, Indiana, Notre Dame and Louisville on the road), the Wildcats roared through their 28-game season with only six losses and finished the season ranked ninth in the country. Even though it was ineligible for the SEC Championship, Kentucky's 14-4 mark was the best in the league. For his efforts, Pitino was named The Associated Press SEC Coach of the Year and received his second National Coach of the Year award from the *Sporting News*.

The 1991-92 Wildcats finished the year 29-7 and ranked sixth in the nation. They



Pitino, always the teacher, gives instructions to Jeff Sheppard during action last season.

blazed through the SEC Tournament, destroying crowd-favorite Alabama 80-54 in the finals in Birmingham. They advanced all the way to the East Regional final in the NCAA Tournament before losing a heartbreaker — 104-103 in overtime — to top-ranked Duke in what many have called "the greatest NCAA Tournament game ever."

Pitino's 1992-93 Wildcats opened the season ranked No. 1 in some preseason polls. Living up to their billing, Pitino's troops, led by Jamal Mashburn, exploded at tournament time, coasting to their second straight SEC Tournament title and a trip to the NCAA Final Four. It took an inspired effort by Michigan to end the Cats' season, 81-78 in overtime of the national semifinals. The team finished 30-4 on the year and Pitino became the 10th college coach in history to guide two different schools to the Final Four.

His 1993-94 group proved to be one of his most gritty. Despite the early-season loss of starting center Rodney Dent to injury, the Wildcats overcame one obstacle after another to compile an impressive 27-7 record and capture their third consecutive SEC Tournament title. And one of Pitino's proudest moments came when the Cats fought back from a seemingly insurmount-

The (1992-93) team finished 30-4 on the year and Pitino became the 10th college coach in history to guide two different schools to the Final Four.



Coach Rick Pitino and wife Joanne met Pope John Paul II during the team's exhibition tour of Italy in August 1995.

Rick Pitino Biography

Pitino Turnarounds

BOSTON UNIVERSITY

Year	Record
1976-77	7-19
1977-78	10-15
1978-79 (under Pitino)	17- 9
1979-80 (under Pitino)	21- 9

PROVIDENCE COLLEGE

Year	Record
1984-85	11-20
1985-86 (under Pitino)	17-14
1986-87 (under Pitino)	25- 9

NEW YORK KNICKS

Year	Record
1985-86	23-59
1986-87	24-58
1987-88 (under Pitino)	38-44
1988-89 (under Pitino)	52-30

UNIVERSITY OF KENTUCKY

Year	Record
1988-89	13-19
1989-90 (under Pitino)	14-14
1990-91 (under Pitino)	22- 6
1991-92 (under Pitino)	29- 7
1992-93 (under Pitino)	30-4
1993-94 (under Pitino)	27-7
1994-95 (under Pitino)	28-5

able 31-point, second-half deficit at LSU to win 99-95 — the greatest comeback in UK history.

Despite losing a core of four seasoned veterans from the previous squad, Pitino's 1994-95 Cats were consistently ranked in the top five in preseason polls — a strong indicator that Pitino's goal of returning UK to its status as one of the nation's elite programs had been realized. By season's end, there was no doubt. The Cats captured their first SEC regular season title since 1986 with a 14-2 league record. They followed up with a fourth-consecutive SEC Tournament crown, which they captured in thrilling fashion, coming back from nine points down in the last two minutes of overtime to beat Arkansas. To cap it off, the Cats advanced to the NCAA Elite Eight, falling just one win shy of the Final Four.

Pitino's coaching brilliance was molded by exceptional mentors. He served as a Knicks assistant coach under Hubie Brown from 1983-85. He was also an assistant coach at Syracuse under Jim Boeheim from 1976-78 after working as a graduate assistant at Hawaii in 1974 and as a full-time assistant there in 1975-76.



Coach Rick Pitino listens to the official's explanation during NCAA Tournament action last March.

A '74 graduate of the University of Massachusetts at Amherst, he was captain of the basketball team and played his freshman year with the great "Dr. J," Julius Erving. A native of New York City, Pitino attended St. Dominic's High School in Oyster Bay, Long Island, where he captained the basketball team and broke several scoring records.

Pitino and his wife, Joanne, have five children — Michael 17, Christopher 15, Richard 13, Ryan 5 and Jaclyn 3.



THE PITINO FAMILY
Standing (Left to Right) Christopher, Michael. Sitting (Left to Right) Ryan, Rick, Richard, Jaclyn, Joanne

Rick Pitino Biography



BILLY DONOVAN
Marshall 1994-Present

COACH RICK PITINO HAS HAD 11 FORMER ASSISTANT COACHES ADVANCE TO HEAD COACHING POSITIONS. PICTURED ARE FORMER PITINO ASSISTANTS AND THE SCHOOLS THEY COACHED.



HERB SENDEK
Miami (Ohio) 1993-present



STU JACKSON
Wisconsin 1992-94
New York Knicks 1990



JOHN KUESTER
Boston University 1983-85
George Washington 1985-90



RALPH WILLARD
Western Kentucky 1990-94
Pittsburgh 1994-present



BILL BURKE
Loyola (Baltimore, Md)
1981-82



MARTIN SCHOEPFER
Connecticut College
1982-93



ORLANDO "TUBBY" SMITH
Tulsa 1991-1995
Georgia 1995-present



JIM O'BRIEN
Dayton 1990-94
Currently UK Associate Coach



BOB BROWN
Boston University 1990-94
Southern Maine 1987-90



GORDON CHIESA
Providence 1987-88

THE PITINO FILE

Date of Birth: September 18, 1952
Hometown: New York, N.Y.
High School: St. Dominic's, Oyster Bay, N.Y.
College: University of Massachusetts
Year Graduated: 1974
Sports Played: Basketball (6-foot guard who played four seasons at UMass, averaging 28 points per game his senior year)
Coaching Highlights: 1974-76, graduate and assistant coach, University of Hawaii; 1976-78, assistant coach, Syracuse University; 1978-83, head coach, Boston University; 1983-85, assistant coach, New York Knickerbockers; 1985-87, head coach, Providence College; 1987-89, head coach, New York Knickerbockers; 1989-present, head coach, University of Kentucky.
Honors: 1987 Sporting News National Coach of the Year; 1990 Basketball Times National Coach of the Year; 1991 Sporting News National Coach of the Year.
Wife's Name: Joanne Minardi Pitino
Children: Michael 17; Christopher 15; Richard 13; Ryan 5; Jaclyn 3.

Pitino's Coaching Record

COLLEGIATE

Boston University

1978-79 17-9
1979-80 21-9
1980-81 13-14
1981-82 19-9
1982-83 21-10
Total.....91-51 (64.1%)

Providence College

1985-86 17-14
1986-87 25-9
Total.....42-23 (64.6%)

University of Kentucky

1989-90 14-14
1990-91 22-6
1991-92 29-7
1992-93 30-4
1993-94 27-7
1994-95 28-5
Total.....150-43 (77.7%)

COLLEGE COACHING RECORD:

283-117 (70.8%) 13 years

PROFESSIONAL

New York Knickerbockers

1987-88.....38-44
(plus 1-3 in playoffs)
1988-89.....52-30 (5-4)
Total.....90-74 (54.9%) (6-7)

OVERALL HEAD COACHING RECORD:

373-191 (66.1%) 15 years

BOSTON UNIVERSITY

1978-79 (17-9)

St. Peter's.....75-71
Maine.....62-72
Massachusetts.....72-63
Holy Cross.....65-72
Connecticut.....84-92
Adelphi.....65-67
Fairfield.....84-76
Fairleigh Dickinson.....79-73
Stonehill.....85-60
Northeastern.....61-60
Connecticut.....62-63
Vermont.....92-65
Northeastern.....80-73
New Hampshire.....76-72
Brandeis.....98-71
Vermont.....76-68
Old Dominion.....72-90
Maine.....72-74
Siena.....72-66
Rhode Island.....75-69
Richmond.....85-69
Wagner.....72-73
New Hampshire.....124-76
George Washington.....87-76
Boston College.....84-99
Assumption.....117-79

1979-80 (21-9)

C.W. Post.....109-74
Vermont.....87-78
Fairfield.....92-72
Upsala.....83-65
Charleston.....67-65
Louisiana State.....72-92
Baltimore.....89-68
U.S. International.....111-80
Colgate.....72-65
St. Francis (NY).....89-69
Massachusetts.....78-51
New Hampshire.....82-59
Siena.....98-89
Rhode Island.....74-63
Marist.....117-94
St. Peter's.....55-58
Fairleigh Dickinson.....76-63
Wagner.....59-70
UNC Wilmington.....59-57
Northeastern.....85-78
Maryland.....76-99
Connecticut.....65-72
New Hampshire.....102-76
South Carolina.....76-83
Maine.....91-102
New York Tech.....87-77
Niagara.....85-65
Rhode Island.....83-79
Holy Cross.....75-81
Boston College.....74-95

1980-81 (13-14)

Baltimore.....92-83
Merrimack.....73-49
Connecticut.....65-72
Xavier (Ohio).....91-84
New Mexico.....87-107
St. Francis (NY).....73-64
Northeastern.....78-80
Drexel.....63-71
Cincinnati.....82-102
Old Dominion.....71-78
Fairfield.....62-59
Wagner.....70-74
Towson State.....89-71
New Hampshire College.....98-82
Boston College.....52-57
Massachusetts.....91-62
Maine.....58-73
Iona.....74-72
Notre Dame.....63-89
New Hampshire.....77-64
C.W. Post.....81-67
Massachusetts.....61-56
South Carolina.....86-93
Northeastern.....78-83
Vermont.....59-60
Delaware State.....87-75
Vermont.....84-85

Rick Pitino

Career Coaching Record

Season-By-Season Results

1981-82 (19-9)

St. Francis (NY).....87-76
Delaware State.....88-67
Massachusetts.....91-65
Connecticut.....54-73
Drexel.....76-70
UCLA.....43-77



Coach Pitino is always comfortable behind the microphone, whether it's on his weekly radio show or in front of 10,000 fans at Midnight Madness.

Merrimack.....72-68
South Florida.....61-67
Florida Southern.....89-68
Colgate.....83-63
Holy Cross.....96-82
Iona.....68-77
Niagara.....67-69
Vermont.....85-67
Northeastern.....82-65
Wagner.....89-70
Old Dominion.....61-71
Fairleigh Dickinson.....99-82
Cincinnati.....52-50
U.S. International.....83-88
George Mason.....69-64
New Hampshire.....77-55
Maine.....65-63
Canisius.....46-48
C.W. Post.....85-57
Fairfield.....75-58
Holy Cross.....50-49
Northeastern.....48-49

1982-83 (21-10)

Purdue.....69-79
Princeton.....69-70
Alcorn State.....72-74
Siena.....78-65
Connecticut.....50-51
St. Francis (NY).....80-64
Brooklyn.....87-66
New Hampshire College.....96-89
UNC-Wilmington.....78-66
Towson State.....82-77
George Mason.....75-76
Northeastern.....104-86
Cleveland State.....89-74
Colgate.....84-51
Niagara.....75-76
Canisius.....64-74
Maine.....57-52
Illinois-Chicago.....92-76
New Hampshire.....82-73
St. Bonaventure.....61-67
Vermont.....99-85
Penn State.....96-88
Maine.....82-70
St. Joseph's.....77-78
Merrimack.....83-57
Northeastern.....76-70
Holy Cross.....98-97
Vermont.....80-75
Niagara.....95-82
Holy Cross.....63-62
LaSalle.....58-70

PROVIDENCE COLLEGE

1985-86 (17-14)

Assumption.....97-47
Richmond.....64-70
Northeastern.....83-68
Brown.....107-80
Rhode Island.....78-71
Maine.....94-62
Holy Cross.....109-78
Howard.....93-84
Arkansas (Little Rock).....104-80
Xavier (Ohio).....63-75
St. John's.....90-95
Georgetown.....79-110
Notre Dame.....72-78
Villanova.....77-78
Pittsburgh.....70-71
Boston College.....76-75
Syracuse.....73-95
Villanova.....68-80
Georgetown.....54-69
Boston College.....92-83
St. John's.....61-85
Seton Hall.....67-66
Syracuse.....75-76
Pittsburgh.....76-67
Connecticut.....74-67
Seton Hall.....97-82
Connecticut.....69-66
Villanova.....63-75
Boston University.....72-69
George Mason.....90-71
Louisiana Tech.....63-64

1986-87 (25-9)

American.....104-82
Tulsa.....74-82
Holy Cross.....90-65
Rhode Island.....100-90
Brown.....96-65
Siena.....75-64
Rider.....106-64
Howard.....93-84
Maine.....113-87
Hofstra.....97-61
Pittsburgh.....67-76
Syracuse.....85-89
Villanova.....96-78
Connecticut.....103-89
Boston College.....81-71
Miami.....92-88
Connecticut.....61-53
Georgetown.....82-79
St. John's.....93-81
Boston College.....66-67
Pittsburgh.....81-87
St. John's.....79-78
Seton Hall.....91-87
Syracuse.....81-90
Seton Hall.....85-72
Georgetown.....79-90

Rick Pitino Biography

Villanova	97-80
St. John's	80-51
Georgetown	66-84
Alabama-Birmingham	90-68
Austin Peay	90-87
Alabama	103-82
Georgetown	88-73
Syracuse	63-77

UNIVERSITY OF KENTUCKY

1989-90 (14-14)

Ohio University	76-73
Indiana	69-71
Mississippi State	102-97
Tennessee Tech	111-75
Kansas	95-150
Furman	104-73
Portland	88-71
S.W. Louisiana	113-116
North Carolina	110-121
Louisville	79-86
Georgia	91-106
Vanderbilt	85-92
Florida	89-81
Louisiana State	81-94
Alabama	82-65
Tennessee	95-83
Auburn	70-74
Ole Miss	98-79
Mississippi State	86-87
Georgia	88-77
Vanderbilt	100-73
Florida	78-74
Louisiana State	100-95
Alabama	58-83
Tennessee	100-102
Auburn	98-95
Ole Miss	74-88
Notre Dame	67-80

1990-91 (22-6)

Pennsylvania	85-62
Cincinnati	75-71
Notre Dame	98-90
Kansas	88-71
North Carolina	81-84
Tennessee-Chattanooga	86-70
Indiana	84-87
Western Kentucky	84-70
Eastern Kentucky	74-60
Louisville	93-85
Georgia	81-80
Louisiana State	93-80
Mississippi State	89-70
Tennessee	78-74
Ole Miss	95-85
Vanderbilt	58-50
Florida	81-65
Alabama	83-88
Auburn	89-81
Georgia	96-84
Louisiana State	88-107
Mississippi State	82-83
Tennessee	85-74
Ole Miss	89-77
Vanderbilt	87-98
Florida	90-74
Alabama	79-73
Auburn	114-93

1991-92 (29-7)

West Virginia	106-80
Pittsburgh	67-85
Massachusetts	90-69
Indiana	76-74
S.W.Texas State	82-36
Morehead State	101-84
Arizona State	94-68
Georgia Tech	80-81
Ohio University	73-63
Louisville	103-89
Notre Dame	91-70
South Carolina	80-63
Georgia	78-66
Florida	81-60
Vanderbilt	84-71
Eastern Kentucky	85-55
Tennessee	85-107
Arkansas	88-105
Ole Miss	96-78
Louisiana State	53-74
Auburn	85-67
Alabama	107-83
Western Kentucky	93-83
Mississippi State	89-84
Georgia	84-73
South Carolina	74-56
Vanderbilt	80-56
Florida	62-79
Tennessee	99-88
Vanderbilt	76-67
Louisiana State	80-74
Alabama	80-54
Old Dominion	88-69
Iowa State	106-98
Massachusetts	87-77
Duke	103-104

1992-93 (30-4)

Wright State	81-65
Georgia Tech	96-87
Eastern Kentucky	82-73
At Louisville	88-68
Morehead State	108-65
Miami (Ohio)	65-49



Winston Bennett, Delray Brooks and Jim O'Brien will assist Rick Pitino in his 14th collegiate season.

Rutgers	89-67
St. John's	86-77
Indiana (in Louisville)	81-78
At Georgia	74-59
Tennessee	84-70
At Vanderbilt	86-101
At Alabama	73-59
At South Carolina	108-82
LSU	105-67
Florida	71-48
Mississippi State	87-63
Vanderbilt	82-67
At Arkansas	94-101
At Notre Dame	81-62
South Carolina	87-66
Georgia	86-70
At Tennesseee	77-78
Auburn	80-78
At Mississippi	98-66
At Florida	85-77
Tennessee	101-40
Arkansas	92-81
LSU	82-65
Rider College	96-52
Utah	83-62
Wake Forest	103-69
Florida State	106-81
Michigan	78-81

1993-94 (27-7)

Louisville	78-70
Tennessee Tech	115-77
Indiana	84-96
Eastern Kentucky	107-78
Morehead State	97-61
Texas	86-61
Ohio State	100-88
Arizona	93-92
San Francisco	110-83
Robert Morris	92-67
Vanderbilt	107-82
Notre Dame	84-59
Georgia	90-94
Mississippi	98-64
Tennessee	93-74
Florida	57-59
Mississippi State	86-70
South Carolina	79-67
Auburn	91-74
Alabama	82-67
Massachusetts	67-64
Arkansas	82-90
Syracuse	85-93
LSU	99-95
Vanderbilt	77-69
Tennessee	77-73
Georgia	80-59
Florida	80-77
South Carolina	74-75
Mississippi State	95-76
Arkansas	90-78
Florida	73-60
Tennessee State	83-70
Marquette	63-75

1994-95 (28-5)

Tennessee-Martin	124-50
Ohio	79-74
UCLA	81-82
Indiana	73-70
Boston University	90-49
Texas Tech	83-68
Marshall	116-75
Louisville	86-88
Auburn	98-64
South Carolina	80-55
Florida	83-67
Georgia	83-71
Mississippi	82-65
Vanderbilt	81-68
Tennessee	69-50
Arkansas	92-94
South Carolina	90-72
Syracuse	77-71
Tennessee	68-48
Notre Dame	97-58
Mississippi State	71-76
Florida	87-77
Alabama	72-52
Vanderbilt	71-60
Georgia	97-74
LSU	127-80
Auburn	93-81
Florida	86-72
Arkansas	95-93
Mount St. Mary's	113-67
Tulane	82-60
Arizona State	97-73
North Carolina	61-74

Pitino's Record vs. All Opponents

Record	Opponent	Record	Opponent
0-1	Adelphi	3-0	Morehead State
8-2	Alabama	1-0	Mount St. Mary's
1-0	Alabama-Birmingham	7-0	New Hampshire
0-1	Alcorn State	2-0	New Hampshire College
1-0	American	0-1	New Mexico
1-0	Arizona	1-0	New York Tech
2-0	Arizona State	2-2	Niagara
3-4	Arkansas	0-3	North Carolina
2-0	Assumption	7-3	Northeastern
8-1	Auburn	5-3	Notre Dame
1-0	Austin Peay	3-0	Ohio
2-0	Baltimore	1-0	Ohio State
3-4	Boston College	1-3	Old Dominion
2-0	Boston University	1-0	Pennsylvania
1-0	Brandeis	1-0	Penn State
1-0	Brooklyn	1-4	Pittsburgh
2-0	Brown	1-0	Portland
3-0	C.W. Post	0-1	Princeton
0-2	Canisius	0-1	Purdue
1-0	Charleston	5-0	Rhode Island
2-1	Cincinnati	1-0	Richmond
1-0	Cleveland State	2-0	Rider
3-0	Colgate	1-0	Robert Morris
4-6	Connecticut	1-0	San Francisco
2-0	Delaware State	4-0	Seton Hall
1-1	Drexel	4-0	Siena
0-1	Duke	7-3	South Carolina
4-0	Eastern Kentucky	0-1	South Florida
4-0	Fairfield	1-0	SW Texas State
3-0	Fairleigh Dickinson	0-1	Southwestern Louisiana
12-2	Florida	1-0	Stonehill
1-0	Florida Southern	0-1	St. Bonaventure
1-0	Florida State	4-0	St. Francis (N.Y.)
1-0	Furman	4-2	St. John's
2-1	George Mason	0-1	St. Joseph's
1-0	George Washington	1-1	St. Peter's
2-4	Georgetown	1-6	Syracuse
10-2	Georgia	10-3	Tennessee
1-1	Georgia Tech	1-0	Tennessee-Chat.
1-0	Hofstra	1-0	Tennessee-Martin
6-2	Holy Cross	1-0	Tennessee State
2-0	Howard	2-0	Tennessee Tech
1-0	Illinois-Chicago	1-0	Texas
3-3	Indiana	1-0	Texas Tech
1-1	Iona	2-0	Towson State
1-0	Iowa State	1-0	Tulane
1-1	Kansas	0-1	Tulsa
0-1	LaSalle	0-2	UCLA
7-4	LSU	2-0	UNC-Wilmington
0-1	Louisiana Tech	1-0	Upsala
4-2	Louisville	1-1	U.S. International
5-4	Maine	1-0	Utah
1-0	Marist	10-3	Vanderbilt
0-1	Marquette	6-2	Vermont
1-0	Marshall	2-3	Villanova
0-1	Maryland	1-3	Wagner
8-0	Massachusetts	1-0	Wake Forest
3-0	Merrimack	1-0	West Virginia
1-0	Miami (Ohio)	2-0	Western Kentucky
0-1	Michigan	1-1	Xavier (Ohio)
7-1	Mississippi		
6-3	Mississippi State		

Associate Coach Jim O'Brien



Jim O'Brien's path to Kentucky took almost as many turns as the Ohio River. But, the 43-year-old faces smooth waters in the transition.

Beginning his second season at UK, he is no stranger to the Pitino system.

After coaching for two seasons on Pitino's New York Knicks staff from 1987-89, O'Brien took the head coaching position at Dayton, where he compiled an overall record of 61-87 over five years. Prior to the Knicks spot, O'Brien held coaching positions at Wheeling Jesuit College (assistant 1974-75, head 1982-87), Pembroke State (assistant 1975-76), Maryland (assistant 1976-77), St. Joseph's (assistant 1977-78) and Oregon (assistant 1978-82).

He was a three-year starter at St. Joseph's where he led three teams to postseason appearances -- the 1972 NIT and two consecutive NCAA berths in 1973 and 1974. He averaged 10.0 points per game and 5.1 assists and was named co-MVP as a senior. He was selected to the St. Joseph's Hall of Fame in 1988 and to the Big Five Hall of Fame in 1989.

In Kentucky, the bloodlines of basketball coaches are as important as those in the horse industry, and O'Brien's hoops heritage is regal. His high school coach, Bill "Speedy" Morris is currently head coach at La Salle. And at St. Joe's, O'Brien was under the tutelage of Jack McKinney, who later won an NBA title with the LA Lakers. The basketball heritage extends to his family through his wife, the former Sharon Ramsey, who is the daughter of Hall of Fame college and pro coaching legend, Jack Ramsey.

At Dayton, O'Brien took his Flyers squad to a 22-10 mark and won the MCC Tournament in his first season. The Flyers won one round on the road to the Final Four before semifinal-bound Arkansas upended the underdog in the final seconds by a two-point margin.

O'Brien and his staff at Dayton grabbed two of the country's top recruiting classes, as the 1990-91 newcomers were rated 20th in the nation by *Hoop Scoop* and the 1991-92 freshman class was tabbed 16th by *College Basketball Yearbook*.

O'Brien earned a Bachelor's degree in management and marketing from St. Joseph's in 1974, and received his MBA from Maryland in 1981. He and his wife have three children — Jack, Shannon and Caitlyn.

O'Brien On: Kentucky Basketball ...

"It is a privilege to be a part of the tradition of UK basketball. When I worked for Rick with the Knicks, I thought that was big; Kentucky basketball is at an entirely different level."

O'Brien On: Coaching ...

"It is all I have ever wanted to do. The basketball environment is special and I am very lucky to have been a coach since I graduated from college. It has been gratifying to be a part of some great organizations."

THE O'BRIEN FILE

FULL NAME: James F. X. O'Brien

HOMETOWN: Philadelphia, Pa.

HIGH SCHOOL: Roman Catholic High

COLLEGE: St. Joseph's

YEAR GRADUATED: 1974

SPORTS PLAYED: Basketball

COACHING CAREER:
1974-75, Assistant Coach, Wheeling Jesuit College; 1975-76, Assistant Coach, Pembroke State; 1976-77, Assistant Coach, University of Maryland; 1977-78, Assistant Coach, St. Joseph's; 1978-82, Assistant Coach,University of Oregon; 1982-87 Head Coach, Wheeling Jesuit College; 1987-89, Assistant Coach, New York Knicks; 1989-94, Head Coach, University of Dayton; 1994-present, Associate Coach, University of Kentucky

BIRTHDAY: February 11, 1952



Assistant Coach Delray Brooks



Delray Brooks, a former Indiana Mr. Basketball who helped Rick Pitino's 1987 Providence team reach the NCAA Final Four, begins his third year as assistant basketball coach.

Brooks was USA Today's High School Player of the Year, ESPN's Player of the Year, and a McDonald's first-team All-America selection in 1984. As a senior, he averaged 33.5 points per game to lead Rogers High to a 28-1 record and the No. 1 ranking in Indiana in 1984. He was one of only two high school players invited to the 1984 U.S. Olympic Trials.

After initially attending Indiana University, Brooks transferred to Providence where he averaged 14.4 points per game for the Final Four team. He was a second-team All-Big East selection.

Brooks played one year for the Pensacola Tornadoes in the Continental Basketball Association, and spent the summer of 1989 playing for the WBL's Worcester (Mass.) Counts. He toured overseas with the Counts in late 1989 and early 1990, and then played for the WBL's Erie (Pa.) Wakes the summer of 1990. That fall, he was named vice president of the Miami Jades.

Brooks began his career at UK as an assistant strength coach during the 1992-93 season.

He is married to the former Paige Rice of Boca Raton, Fla.

Brooks On: Kentucky Basketball ...

"Kentucky basketball is unique in every sense of the word. For most in the Bluegrass, it is a way of life. To have the fortune to be a part of it is an experience I will cherish for a lifetime."

Brooks On: Coaching ...

"I really believe our players represent the future. It is my responsibility as a coach, not only to help make each of them become a better player, but more importantly that, when they leave, they leave as fine young men."

THE BROOKS FILE

FULL NAME: Delray Lamar Brooks

HOMETOWN: Michigan City, Indiana

HIGH SCHOOL: Rogers High School

COLLEGE: Providence

YEAR GRADUATED: 1988

SPORTS PLAYED: Basketball

COACHING CAREER:

1993-Present, Assistant Coach, University of Kentucky;
1992-1993, Assistant Strength Coach, University of Kentucky

BIRTHDAY: October 24, 1965



Assistant Coach Winston Bennett



Winston Bennett has seen all sides of the basketball arena. He was a Kentucky Mr. Basketball selection in high school, a key reserve on UK's 1984 Final Four squad, a third-round draft pick by the Cleveland Cavaliers, a broadcaster for both the Cavs and the Wildcats, and last year, he began teaching the game.

This year, the 30-year-old Louisville native begins his second season as an assistant coach for the Kentucky Wildcats. Bennett was in the banking business but accepted the position on Rick Pitino's staff when Billy Donovan was hired as head coach at Marshall.

Bennett, who earned the state's Mr. Basketball award in 1983 while playing for Male High School, played at Kentucky from 1983-88. After playing two seasons for Joe B. Hall and one season for Eddie Sutton, Bennett underwent reconstructive knee surgery prior to his senior year and was redshirted. He returned for his final season in 1987-88, and was the third-leading scorer (15.3 ppg) on a team that finished 25-5 and was ranked sixth nationally. He scored 1,399 career points at UK, which is 17th on the school's all-time list.

Bennett played for the Cleveland Cavaliers for three seasons before finishing his pro career with the Miami Heat. He returned to Cleveland and worked for the Cavs broadcast crew. After returning to Kentucky, he was a member of the UK radio broadcast team during the 1993-94 season.

He and his wife Peggy have two children — Leontay and Princess.

Bennett On: Kentucky Basketball ...

"Kentucky basketball is the ultimate basketball experience. If basketball players go to heaven when they die, this is the heaven."

Bennett On: Coaching ...

"My ultimate goal in coaching is to help young players evolve into mature players with all the tools to be successful people."

THE BENNETT FILE

FULL NAME: Winston George Bennett, III

HOMETOWN: Louisville, Ky.

HIGH SCHOOL: Male

COLLEGE: University of Kentucky

YEAR GRADUATED: 1987

SPORTS PLAYED: Basketball

COACHING CAREER:

1994 - present, Assistant Coach, University of Kentucky

BIRTHDAY: February 9, 1965



Strength Coach/Equipment Manager

Strength and Conditioning Coach Shaun Brown



Shaun Brown begins his fourth year as strength and conditioning coach at UK.

Brown began his coaching career at the University of Virginia as an intern in 1986 after earning his bachelor's degree in Physical Education from Canisius. At Canisius, Brown was a defensive linebacker and football letterwinner for the Golden Griffins.

In 1987, Brown joined the Buckeye staff at Ohio State as a graduate assistant while earning his master's degree in Exercise Physiology. He then became assistant strength and conditioning coach at Rutgers in 1988. For the next four seasons, 1989-1992, Brown was the strength and conditioning coach at Providence College.

Brown is the author of "Conditioning for Basketball" and has also produced a strength training video for basketball.

The Hornell, N.Y., native is married to the former Tracy Brownell of Branford, Conn.

THE BROWN FILE

FULL NAME: Robert Shaun Brown
HOMETOWN: Hornell, N.Y.
HIGH SCHOOL: Hornell Sr. High School
COLLEGE: Canisius College
YEAR GRADUATED: 1986
SPORTS PLAYED: Football
COACHING CAREER: Intern, University of Virginia, 1986; Graduate Assistant, Ohio State University, 1987; Assistant Strength Coach, Rutgers, 1988; Strength and Conditioning Coach, Providence College, 1989-1992; Strength and Conditioning Coach, University of Kentucky, 1992-present
BIRTHDAY: July 20, 1964

Equipment Manager



Affectionately known as "Mr. Wildcat," Bill Keightley has been associated with the Wildcats basketball program since 1962.

Keightley graduated from Kavanaugh High School in Lawrenceburg and is a retired U. S. Postal Service carrier and veteran of the Marine Corps in WWII. The avid Cincinnati Reds fan is married to the former Hazel Robinson of Lawrenceburg. The Keightleys have one daughter, Karen, who works in the University's veterinary science department.



THE KEIGHTLEY FILE

FULL NAME: William Bond Keightley
HOMETOWN: Lawrenceburg, Ky
HIGH SCHOOL: Kavanaugh High
SPORTS PLAYED: Basketball
MILITARY CAREER: Marine Corps Veteran of WW II
UK CAREER: Assistant Equipment Manager under George Hukle, 1962-1972; Equipment Manger, 1972-present
BIRTHDAY: December 17, 1926

Basketball Support Staff



George Barber Administrative Assistant/Video Coordinator

George Barber begins his second year with the Wildcats basketball staff. Barber, who served as an academic graduate assistant in UK's Center for Academic and Tutorial Services and as hall director of Wildcat Lodge for two years, was named administrative assistant/video coordinator in May, 1994. Barber holds a bachelor's degree in P.E. from Asbury College, a master's in Sports Administration from UK, and he received his Doctorate in P.E. from UK in October.

A native of Roxboro, N.C., Barber played three years of baseball at Asbury, where he captained the team as a senior. Barber and his wife Lisa have two sons - Benjamin 3 and Zachary 1.



Eddie Jamiel Trainer

Eddie Jamiel (jah-MEEL) joined the UK staff in May 1995 and was named men's basketball trainer two months later. Before his arrival at Kentucky, Jamiel, 58, had served as the head men's basketball trainer and equipment manager at Providence College since 1983. During that time, Jamiel held both of those positions on Coach Rick Pitino's Providence staff from 1985-87.

Prior to joining the Friar's staff, Jamiel served as athletics trainer at Brown University from 1965-83.

Jamiel is a 1961 graduate of Lindsey Hopkins in Miami, Fla.

MANAGERS AND TRAINERS:
Sitting Left to Right: *Mgrs. Brian Stocker, Tony Russell, Sean Gray, Greg Ford.*
Standing Left to Right: *Trainer Eddie Jamiel, Mgrs. Frank Vogel, Mike Howard, Dave Bolen, Equipment Manager Bill Keightley.*





Marta McMackin Administrative Assistant

Marta McMackin is one of the more familiar faces around the Kentucky basketball offices, having been on the staff for 19 years. A native of Ironton, Ohio, McMackin attended Morehead State University and UK. She is an avid Bernie Kosar fan. She and husband Ron have three sons — Ron 32, Rick 30 and Rodd 26 and one grandson Michael 3.



Erin Smith Staff Assistant

Erin Smith began working as a part-time staff assistant in January 1995, before assuming full-time duties the following May. Smith received her Bachelor of Arts degree in Public Relations from Murray State in 1993 and earned a master's degree in Sports Management from UK in 1994.

After serving as the team manager for football, wrestling and baseball at Danville High School, Smith became the first female football manager for the Murray Racers, a position she held for five seasons.

Smith, 25, also worked in the UK Athletics Department as a student from 1993-94 and served an internship with the U.S. Olympic Committee for one semester.



Darin Carr Coaching Video Director

Darin Carr is entering his third year with Kentucky's Sports Video Department. Carr, who spent the 1993 year as assistant video director, recently assumed the position of coaching video director. Carr coordinates all the scouting and teaching video needs for the UK coaching staff.

A native of Owensboro, Ky., Carr earned his bachelor's degree in Telecommunications from UK in 1991. After working part-time for the UK video department for a year, Carr was promoted to full-time in August, 1993.

Carr, the son of Gary and Shirlyn Carr, is single.



Layne Kaufman Assistant Strength Coach

Layne Kaufman begins his first year as assistant strength coach for the University of Kentucky. He replaces Tommy Boyd, who accepted a position with Bradley University.

Kaufman, 24, grew up in Manchester, N.H., and was a 1989 graduate of Memorial High School, where he played football, baseball and hockey. He also played football for Springfield (Mass.) College where he graduated in 1994 with a Bachelor's of Science degree in health and fitness.

After working as an intern at UK in 1994, Kaufman served as an assistant strength coach with the Hartford Whalers of the NHL. In 1995, he was the graduate assistant strength coach for football at Northwestern State (La.) University.

He's currently completing his master's degree in Exercise Physiology at UK and is a member of the Cool Cats, UK's club hockey team. Single, he is also a licensed pilot.

UK Athletics Medical Staff



Dr. David Caborn
Orthopedic Consultant



Dr. Kim Clawson
General Medical Consultant



Dr. John Perrine
Medical Director



Dr. Dennis Sprague
Sports Psychologist



Dr. H. Spencer Turner
Administrative Head



Dr. Norm Scott
Orthopedic Consultant



Antoine Walker earned MVP honors after leading Kentucky to its fourth-consecutive Southeastern Conference Championship last March.

1994-95 Review

Sights, Sounds and Pasta

MEMORIES OF ITALY TOUR '95

Ciao.

And hello to you too!

Few knew what to expect from 10 young men making their first trip to Italy. There was no way to gauge their expectations, since none of these frequent flying Wildcats had ever been to Europe.

Tony Delk, Allen Edwards, Anthony Epps, Walter McCarty, Cameron Mills, Scott Padgett, Jared Prickett, Mark Pope, Jeff Sheppard and Antoine Walker, accompanied by the basketball staff and 85 Big Blue fans, departed for Italy Aug. 12.

When the overnight flight landed in Milan at 7:30 a.m. on Aug. 13, the players were quick to survey their surroundings — same blue sky, same green grass, but hey, what about those taxis? You've got to be kidding! The players were stunned as they gazed upon 12 autos lined up at the airport, all Mercedes-Benz models.

The sun was hardly up before the players began studying their Speedy Italian pocket translators. After all, this was an airport, replete with female flight attendants. McCarty, taking his senior leadership role, began uttering this broken Italian language, which resembled a cheap, overdubbed, Italian B-movie.

"Ciao," McCarty shouted over the idling Mercedes, "E Lei sposata?" His attempt at asking the four women if they were married drew nothing but early morning laughter. But like the tremendous bells in St. Mark's square, it signaled of things to come.

The Wildcats' first stop was Cernobbio, which sits on the beautiful waterfront of Lake Como in the Alps of northern Italy. The welcome dinner the first night consisted of a six-course meal highlighted by tender veal. But to the squad's surprise, it was discovered that soft drinks were served in eight-ounce warm bottles and that ice was not part of the usual fare.

The following day, the team traveled across the border to Lake Lugano, Switzerland, which lies even deeper in the Alps. While some of the tour members were happy to find a Burger King, Padgett, Edwards and Prickett found a paddle boat, and were off cruising the calm waters.

The team, after returning to Lake Como that afternoon, took a boat ride to see the villages and shops along the lake, as well as the house Mussolini escaped to before crossing the Swiss border during World War II. The players quickly discovered that at many pools and lake-front homes, swimwear was optional.

That night, the team struggled to an overtime win against Cagiva Varese, a squad scheduled for an exhibition game at Rupp Arena prior to the 1995-96 season.

The next day, the team headed to Venice, the Queen of Cities. Along the way, the tour visited a medieval castle and a gothic cathedral in Milan, as well as the balcony in Verona where historians believe Shakespeare was inspired to write Romeo and Juliet.

With heavy legs and tired eyes, the team arrived in Venice late that afternoon. No Mercedes were needed here. But taxis were important, those of the water variety.

The lodging in Venice was near the popular St. Mark's Square, home to an endless number of shops and street merchants who were begging for the tourist dollars. By now, the players were accustomed to spending their lire, the Italian currency which had a strange resemblance to Monopoly money. As much as $5,000 of it would be spent for a soft drink, about three U.S. dollars.





Above, *Anthony Epps views the sights during a boat ride on Lake Como in northern Italy.*

At Right, *Antoine Walker and Jeff Sheppard visit the shops in Lugano, Switzerland.*



The Wildcats posed for a team picture at their Lake Como resort. Pictured, left to right, are Allen Edwards, Scott Padgett, Cameron Mills, Mark Pope, Jeff Sheppard, Jared Prickett, Walter McCarty, Tony Delk, Antoine Walker, Anthony Epps and Coach Rick Pitino.

1995 ITALY TOUR RESULTS

Date	Opponent	Score	Top Scorer	Top Rebounder
Aug. 14	Cagiva Varese	123-114*	31 Walker	12 Walker
Aug. 16	Venice Reyer	113-78	29 Delk	8 Delk
Aug. 17	Russia Dinamo	116-81	34 Delk	12 Pope
Aug. 18	Montecatini	115-123	20 Sheppard	13 McCarty
Aug. 21	Siena	115-86	24 Delk	10 Edwards

*Overtime

Italy Tour '95



When in Rome, look like the Romans! Mark Pope models his latest purchase in front of the ancient Colosseum.

FINAL ITALY TOUR STATISTICS (4-1)

Player	FG-A	Pct.	3P-A	Pct.	FT-A	Pct.	Reb-Avg	A	TO	B	S	Pts-Avg
Delk	45-99	45.5	16-40	40.0	18-27	66.7	34-6.8	11	10	0	16	124-24.8
Walker	39-76	51.3	12-24	50.0	14-21	66.7	39-7.8	6	20	1	19	104-20.8
McCarty	25-52	48.1	2-14	14.3	15-27	55.6	42-8.4	3	19	0	8	67-13.4
Sheppard	23-42	54.8	3-8	37.5	16-19	84.2	15-3.0	9	10	0	15	65-13.0
Edwards	21-42	50.0	3-11	27.3	15-23	65.2	21-4.2	11	10	1	14	60-12.0
Pope	16-31	51.6	3-11	27.3	24-29	82.8	37-7.4	1	10	2	9	59-11.8
Epps	12-35	34.3	1-14	7.1	15-20	75.0	11-2.2	18	11	0	9	40-8.0
Padgett	12-23	52.2	8-14	57.1	6-7	85.7	24-4.8	3	11	0	3	38-7.6
Prickett	9-21	42.9	1-4	25.0	2-3	66.7	15-3.0	1	6	0	5	21-4.2
Mills	2-2	100.0	0-0	0	0-1	0	2-1.0	0	0	0	1	4-2.0
Team							16					
UK	204-423	48.2	49-140	35.0	125-177	70.6	256-51.2	63	107	4	99	582-116.4
Opp	155-315	49.2	39-90	43.3	133-201	66.2	206-41.2	67	142	11	88	482-96.4

At this point, most of the players were speaking mucho Italiano — hello, good-bye, thank you, you're welcome — the real tough stuff. But Epps was a master. He figured out quickly it wasn't how many of the words one knew, it was the pitch of the voice that made it effective. So effective that nearly everyone in the group was ready to shove him into the Grand Canal.

The crowded walkways of Venice were filled with numerous children, nearly all of whom could recognize the UK athletes as basketball players.

"Basket, basket?" asked one child, making the shooting motion with his right hand.

"Si," Walker replied, a little surprised by the recognition.

"NBA, NBA," the kid then shouted, as the other children looked on in amazement at the 6-8 forward. Walker smiled, patted a few heads and kept on walking.

While in Venice, the team extended its tour record to 3-0 by beating the local pro team as well as a team of professionals from Russia.

By the time the Cats arrived in Florence, they were ready to drop. Tours every day and games the past two nights, followed by a four-hour bus ride, had left the Cats in little condition to play basketball, much less watch their coach get thrown out of the contest against Montecatini after two technical fouls. Surprisingly, the intensity was so high many would have thought March Madness was in full gear. But following the 123-115 defeat, the Wildcats could only feel as if they were ambushed, victims of a local conspiracy headed by two hometown referees. The first, and only, loss was inevitable.

The next day, it was get-lost-Shep day. The team toured Florence — where Michelangelo's statue of David was the highlight — and shopped all afternoon. Coach Pitino had told them to save their money until they arrived in Florence, that leather and gold were great buys.

After seeing the city in the morning, the team broke up to shop. Late that afternoon, most were back in their hotel rooms. Except for one. Sheppard, who had entered the Academia to see the famous statue, had gotten separated from the group. While he studied the artwork, the tour had departed. About four hours later, as Pope was headed out of the hotel, Sheppard was finally returning.

"He looked bewildered," chuckled the big center. "He was obviously worn out from trying to find his way back."

Rested and accounted for, the tour headed to Rome the next day, most with leather coat purchases in tow.

Upon arrival to the Eternal City, it was off to see Imperial Rome, including the ancient Colosseum, the Trevi Fountain, ruins from three and four centuries before Christ and the track where the chariot races were once held and Ben Hur was filmed.

The Colosseum was the team's favorite site, with its 50,000 seats. The catacombs under the structure's floor were evident, and the players stood silent, transfixed as they were shown the holding areas where the lions and Christians were kept.

That night, the team was left to eat on its own, and it wasn't long until the group found a McDonald's. Ahh, beautiful Rome! Complete with its extra value meals — for about six bucks — this Mickey D's was one of the largest many had seen. Fifteen cash registers and a separate salad and ice cream counter gave new meaning to Big Mac attack. The American food was popular, and with only four of these fast food restaurants in a city of four million Romans, the place was crowded at all hours.

On the final day in Italy, the team conducted a practice for the Italian Basketball Federation before touring Vatican City. That night, the team bussed two-and-a-half hours to Scauri, a beach resort town on the Tyrrhenian Sea. Against Siena, the Cats rolled to their fourth tour victory. The celebration was on. The team, dancing at midcourt, was joined by what seemed to be hundreds of vacationing Italians, who had stopped in to see the Wildcats in action.

The players knew the tour was about to end. They were returning home the next day — back to bigger beds, 12-ounce soft drinks and hamburger joints at every corner.

But first, there was Italian pizza being served up the street. A great, but predictable finish to a once-in-a-lifetime trip.



Coach Rick Pitino shares a laugh with his four seniors — Walter McCarty, Jared Prickett, Tony Delk and Mark Pope — while visiting the Trevi Fountain in Rome.

1994-95 Season Review

After an all-too-soon exit from the 1994 NCAA Tournament, the Kentucky Wildcats were anxious to redeem themselves when the 1994-95 season rolled around.

As one of the top-rated programs in the nation during the preseason, Kentucky's goals were simple: win the Southeastern Conference regular season title, win the SEC Tournament, earn a No. 1 seed in the Southeast Region, advance to the Final Four in Seattle and, with a little luck, bring home the school's sixth national title.

It nearly happened.

The Kentucky Wildcats began the season ranked No. 4 in both major polls. The Cats dipped no lower than seventh in either ranking during the year, and by the time the season had concluded, were ranked as high as second by The Associated Press.

No. 2 wasn't so bad … except that the goal of No. 1 was within reach.

Coach Rick Pitino's sixth team at Kentucky exploded at the start, demolishing Tennessee-Martin 124-50, nearly setting school records in both points scored and scoring margin. After a win over preseason NIT champion Ohio, the Cats headed west in search of a victory over PAC-10 power UCLA. At the time, the Cats were ranked third and the Bruins fifth, and with a national television audience looking on, the second game of the inaugural Wooden Classic went to the wire. As if scripted in Hollywood, UCLA battled back at the end, and with the Bruins trailing by one, freshman J.R. Henderson was fouled and sank two free throws with one second left to secure the come-from-behind victory.

But the loss didn't deter the Cats. Kentucky returned to the Bluegrass and registered wins over Indiana, Boston, Texas Tech (in Cincinnati) and Marshall, running its record to 6-1 through December.

The Wildcats then tipped off the new year in Louisville. An inspired and scrappy bunch of Cardinals in Freedom Hall broke a string of four-consecutive UK victories, winning 88-86. Jeff Sheppard, starting just his second game at point guard, finished with 19 points, four rebounds and three assists. But the team shot poorly, hitting only 34.1 percent from outside.

So with a 6-2 mark, the Cats headed into the rugged SEC schedule. And what a performance they put on. Kentucky made easy work of Auburn at home before traveling to hostile Columbia, S.C., to take on the Gamecocks. With Pitino's trademark belief that, "any win on the road in conference play is an upset," the Cats demolished South Carolina 80-55.

Was Kentucky that good, or was South Carolina just not up to the task? Critics opted to believe the latter, and pointed to the next game, Kentucky vs. Florida in Gainesville, as the real test. No problem. The Cats displayed great passing and defense, while shooting a blistering 57.1 percent from the field, to dispose of the Gators 83-67. It would be the turning point of the season.

With newfound confidence, they completed a stretch of 12 games in January and early February, winning 11. The only loss came in Fayetteville, Ark., to new arch rival Arkansas. Even that game wasn't won by the home team until Scotty Thurman sank a 15-foot jumper with eight seconds remaining to give the Razorbacks the win.

But that same stretch contained big victories too, including wins over non-conference foes Syracuse (ranked 10th nationally) at home and Notre Dame in South Bend, Ind. The win over the Irish was so convincing, 97-58, that many doubted the Cats would lose another regular-season game. But there was one factor that would haunt the Cats all year — outside shooting. It happened on the road against UCLA (39.1%) and Louisville (34.1%), and it even happened at home. Mississippi State rolled into Lexington with a No. 23 ranking and left with its first win in Rupp Arena. While the 'Dogs shot 57.4 percent from the field, Kentucky was victimized by 36.3 percent shooting. Yet, with 18 seconds remaining, Mark Pope hit a three-point shot and the outcome was still in doubt. But State's Marcus Bullard iced it at the free throw line to give the visitors the 76-71 win.

Looking back, the loss may have served as a wake-up call for this group of Cats.



Kentucky responded by winning its final five regular season games including consecutive road wins over Alabama, Vanderbilt and Georgia. Kentucky finished 14-2 in SEC play, giving the school its first SEC regular season championship since 1986, and its league-leading 37th overall.

Sights then turned on the important SEC Tournament in Atlanta. If the Cats could win their fourth-straight title, they could guarantee themselves a top seed in the upcoming national tournament. After cruising past Auburn in the tourney opener, Kentucky defeated high-powered Florida to register a three-game sweep of the Gators for the season.

But once again, all that stood between the Cats and the tournament title was the '94 NCAA runner-up, Arkansas. Try as they may, the Razorbacks could never put away the scrappy Cats. Down 19 points in the first half and double-digits again in the second period, UK wouldn't fold. Even a nine-point deficit in overtime wasn't enough to sink the Cats' ship, and when Anthony Epps drained two free throws in the closing seconds, Kentucky had run its mark to 12 straight SEC Tournament wins and a top seed in the Southeast Region.

The next week, Kentucky started its NCAA Tournament run with a 113-67 victory over Mount St. Mary's, setting school records for most points ever scored in a NCAA Tournament game. Tony Delk, who led the team in scoring all season averaging 16.7 points per game, scored 20 points to lead five Cats in double figures. Tulane was next up, but an 82-60 victory with six Cats scoring in double figures leveled the Louisiana squad. From Memphis to Birmingham, Ala., the Cats traveled, and after eliminating Arizona State 97-73 in the round of 16, only North Carolina stood between Kentucky and a trip to the Final Four.

Even with the Tar Heels possessing two potential first-round draft picks in Jerry Stackhouse and Rasheed Wallace, Kentucky was the favorite in the regional final. An early Wildcats lead quickly diminished following a confusing assessment of technicals in the first half due to an altercation involving UK's Andre Riddick and UNC's Wallace. At that point, the game's momentum turned, and Kentucky would fight for a flight to Seattle and a spot among the four elite.

Just like that, the nightmare had returned. The Wildcats couldn't buy a basket and finished the game shooting 28.0 percent from the field, 19.4 percent from the three-point line, and 74-61 victims of defeat.

The season had ended. A successful 28-5 record did little to console the Wildcats. The tools for a drive to the title had been there all season long: leading the nation in scoring margin at 18.4 points per game; forcing opponents into 21 turnovers per game; outrebounding teams in 23 of 33 games; setting records for three-pointers made in a contest with 20 and for points scored in Rupp with 127 (vs. LSU); and a final ranking of No. 2.

1994-95 Statistics

Final Statistics — All Games

RECORD: 28-5 HOME: 12-1 AWAY: 7-2 NEUTRAL: 9-2

Player	G-GS	Min-Avg	FG-FGA	Pct	3P-3PA	Pct	FT-FTA	Pct	Rebounding Off-Def	Rebounding Tot-Avg	PF-FD	AT	TO	BS	ST	Pts-Avg
00 Delk, T.	33-33	960-29.1	207-433	.478	77-197	.391	60-89	.674	33-77	110-3.3	67-1	65	51	9	53	551-16.7
12 Rhodes, R.	33-32	902-27.3	130-333	.390	39-110	.355	128-164	.780	34-86	120-3.6	93-2	125	90	11	51	427-12.9
40 McCarty, W.	33-27	744-22.5	128-251	.510	28-77	.364	61-84	.726	71-114	185-5.6	96-2	50	53	38	27	345-10.5
15 Sheppard, J.	33-27	748-22.7	99-225	.440	28-78	.359	49-65	.754	13-62	75-2.3	83-3	89	40	9	45	275-8.3
41 Pope, M.	33-8	728-22.1	89-173	.514	21-44	.477	72-99	.727	83-124	207-6.3	96-0	29	43	38	24	271-8.2
24 Walker, A.	33-2	479-14.5	95-227	.419	17-55	.309	52-73	.712	64-84	148-4.5	62-0	47	59	8	28	259-7.8
32 Prickett, J.	33-5	618-18.7	91-171	.532	2-8	.250	37-62	.597	67-90	157-4.8	60-1	56	47	16	39	221-6.7
25 Epps, A.	33-6	652-19.8	60-145	.414	32-80	.400	68-80	.850	18-52	70-2.1	30-0	138	62	1	45	220-6.7
10 Riddick, A.	33-25	427-12.9	68-123	.553	0-3	.000	27-53	.509	50-77	127-3.8	98-3	12	24	44	19	163-4.9
03 Harrison, C.	24-0	159-6.6	26-66	.394	22-55	.400	5-8	.625	2-11	13-0.5	20-0	14	5	1	7	79-3.3
34 Padgett, S.	14-0	57-4.1	7-27	.259	4-13	.308	10-12	.833	7-10	17-1.2	12-0	4	3	1	3	28-2.0
22 Edwards, A.	23-0	126-5.5	13-30	.433	5-12	.417	4-6	.667	4-9	13-0.6	14-0	14	12	0	4	35-1.5
21 Mills, C.	8-0	32-4.0	3-7	.429	1-4	.250	3-6	.500	2-1	3-0.4	3-0	4	0	0	2	10-1.3
Team										93-na						
KENTUCKY	33	6632	1016-2211	.460	276-736	.375	576-801	.719	448-797	1338-40.5	734	647	489	176	347	2884-87.4
Opponents	33	6632	764-1889	.404	165-517	.319	585-856	.683	443-777	1220-37.0	667	418	690	137	220	2278-69.0

Score by Halves	1	2	OT	Total	Deadball Rebounds
KENTUCKY	1373	1496	15	2884	113
Opponents	1040	1225	13	2278	141

Conference Games Only

RECORD: 14-2 HOME: 7-1 AWAY: 6-1 NEUTRAL: 1-0

Player	G-GS	Min-Avg	FG-FGA	Pct	3P-3PA	Pct	FT-FTA	Pct	Rebounding Off-Def	Rebounding Tot-Avg	PF-FD	AT	TO	BS	ST	Pts-Avg
00 Delk, T	16-16	487-30.4	106-210	.505	43-99	.434	41-51	.804	17-45	62-3.9	31-0	29	20	4	28	296-18.5
12 Rhodes, R	16-15	472-29.5	79-183	.432	27-68	.397	68-88	.773	21-43	64-4.0	44-0	50	39	3	23	253-15.8
40 McCarty, W.	16-12	353-22.1	51-115	.443	7-34	.206	18-31	.581	25-56	81-5.1	46-0	24	30	16	18	127-7.9
41 Pope, M.	16-4	377-23.6	42-86	.488	12-24	.500	28-39	.718	39-58	97-6.1	43-0	19	13	18	12	124-7.8
15 Sheppard, J.	16-16	385-24.1	44-110	.400	12-47	.255	21-29	.724	4-33	37-2.3	41-2	46	18	7	22	121-7.6
32 Prickett, J.	16-3	286-17.9	44-83	.530	2-4	.500	10-24	.417	26-35	61-3.8	27-0	25	20	4	15	100-6.3
25 Epps, A.	16-0	293-18.3	27-67	.403	17-38	.447	23-28	.821	10-26	36-2.3	11-0	64	26	0	19	94-5.9
24 Walker, A.	16-2	185-11.6	34-77	.442	6-19	.316	19-28	.679	31-29	60-3.8	26-0	17	31	3	5	93-5.8
10 Riddick, A.	16-12	201-12.6	34-64	.531	0-3	.000	12-28	.429	27-35	62-3.9	53-3	6	12	20	8	80-5.0
03 Harrison, C.	10-0	61-6.1	11-28	.393	10-24	.417	5-6	.833	1-5	6-0.6	8-0	5	1	0	5	37-3.7
34 Padgett, S.	8-0	30-3.8	5-13	.385	3-7	.429	4-6	.667	4-4	8-1.0	6-0	2	1	0	2	17-2.1
22 Edwards, A.	12-0	58-4.8	4-10	.400	1-3	.333	0-0	.000	0-5	5-0.4	5-0	5	4	0	2	9-0.8
21 Mills, C.	3-0	8-2.7	0-1	.000	0-1	.000	0-2	.000	1-0	1-0.3	1-0	1	0	0	0	0-0.00
Team										49-na						
KENTUCKY	16	3196	481-1047	.459	140-371	.377	249-360	.692	206-374	629-39.3	342	293	215	75	159	1351-84.4
Opponents	16	3196	365-904	.404	76-254	.299	267-395	.676	228-368	596-37.3	304	209	306	74	98	1073-67.1

1994-95 Game-By-Game Results

DATE	OPPONENT	UK	OPP	MARGIN	TOP SCORER	TOP REBOUNDER	RECORD
Nov. 26	TENNESSEE-MARTIN	124	50	74	21 Prickett	8 Prickett/Riddick	1-0
Nov. 30	OHIO	79	74	5	17 Delk/McCarty	11 Pope	2-0
Dec. 3	UCLA (1)	81	82	-1	16 Rhodes	8 Pope/Prickett	2-1
Dec. 7	Indiana (2)	73	70	3	16 McCarty	7 Pope	3-1
Dec. 10	BOSTON U.	90	49	41	13 Delk/Walker	9 Prickett	4-1
Dec. 17	Texas Tech (3)	83	68	15	23 Rhodes	8 Prickett	5-1
Dec. 27	MARSHALL	116	75	41	21 Sheppard	12 Riddick	6-1
Jan. 1	Louisville	86	88	-2	23 Delk	10 Pope	6-2
Jan. 4	AUBURN	98	64	34	23 Rhodes	10 Pope	7-2
Jan. 7	South Carolina	80	55	25	18 Delk	9 Pope	8-2
Jan. 10	Florida	83	67	16	17 Delk/Rhodes	7 Pope/Delk	9-2
Jan. 14	GEORGIA	83	71	12	17 Delk	10 Prickett	10-2
Jan. 18	Ole Miss (4)	82	65	17	23 Rhodes	9 Riddick	11-2
Jan. 21	VANDERBILT	81	68	13	24 Delk	9 Pope	12-2
Jan. 25	TENNESSEE	69	50	19	29 Rhodes	7 Walker	13-2
Jan. 29	Arkansas	92	94	-2	31 Delk	8 Riddick	13-3
Feb. 1	SOUTH CAROLINA	90	72	18	19 Rhodes	7 Pope	14-3
Feb. 5	SYRACUSE	77	71	6	16 Delk	9 McCarty	15-3
Feb. 8	Tennessee	68	48	20	19 Delk	9 Prickett	16-3
Feb. 12	Notre Dame	97	58	39	20 McCarty	9 Walker	17-3
Feb. 14	MISSISSIPPI ST.	71	76	-5	16 Delk	8 Pope	17-4
Feb. 18	FLORIDA	87	77	10	23 Rhodes	6 Rhodes/Prickett	18-4
Feb. 21	Alabama	72	52	20	16 Rhodes	8 Rhodes/McCarty	19-4
Feb. 25	Vanderbilt	71	60	11	22 Delk	9 McCarty	20-4
Mar. 1	Georgia	97	74	23	16 Delk	7 Walker	21-4
Mar. 4	LSU	127	80	47	27 Delk	9 Riddick	22-4
Mar. 10	Auburn (5)	93	81	12	22 McCarty	10 McCarty/Pope	23-4
Mar. 11	Florida (5)	86	72	14	21 Walker	8 Pope	24-4
Mar. 12	Arkansas (5)	95*	93	2	23 Walker	10 Pope	25-4
Mar. 16	Mt. St. Mary's (6)	113	67	46	20 Delk	11 McCarty	26-4
Mar. 18	Tulane (6)	82	60	22	14 Rhodes	8 Walker/Prickett	27-4
Mar. 23	Arizona St. (7)	97	73	24	26 Delk	10 Walker	28-4
Mar. 25	North Carolina (7)	61	74	-13	19 Delk	6 Walker	28-5

(1) Wooden Classic, Anaheim, Calif.

(2) Louisville, Ky.

(3) Cincinnati, Ohio

(4) Memphis, Tenn.

(5) SEC Tournament, Atlanta, Ga.

(6) NCAA First/Second Rounds, Memphis, Tenn.

(7) NCAA Southeast Regional, Birmingham, Ala.

*Overtime

Attendance

SITE	G	TOTAL	AVERAGE
HOME	13	309,477	23,806
AWAY	9	134,933	14,993
NEUTRAL	11	225,849	20,532
TOTAL	33	670,259	20,311

1994-95 Game-By-Game Results

Date	Opponent	FG-A	PCT	3FG-A	PCT	FT-A	PCT	OR	DR	TR	PF	A	TO	BS	S	PTS
11/26/94	KENTUCKY	47/82	57.3	8/16	50.0	22/28	78.6	17	23	40	17	27	8	4	23	124
	UT– Martin	18/43	41.9	4/12	33.3	10/13	76.9	5	19	24	19	9	42	0	6	50
11/30/94	KENTUCKY	25/66	37.9	6/17	35.3	23/30	76.7	16	26	42	26	16	10	5	11	79
	Ohio	20/53	37.7	4/11	36.4	30/36	83.3	9	27	36	24	8	15	2	3	74
12/3/94	Kentucky	25/63	39.7	6/17	35.3	25/33	75.8	15	25	40	26	13	19	2	7	81
	UCLA	27/59	45.8	4/14	28.6	24/36	66.7	13	26	39	25	14	18	4	4	82
12/7/94	Kentucky	28/72	38.9	7/28	25.0	10/14	71.41	7	14	31	22	15	13	6	11	73
	Indiana	27/60	45.0	2/9	22.2	14/20	70.0	20	27	47	14	13	24	6	11	70
12/10/94	KENTUCKY	31/60	51.7	11/25	44.0	17/27	63.0	18	32	50	19	19	24	10	12	90
	Boston	17/63	27.0	4/18	22.2	11/17	64.71	5	19	34	25	7	26	4	9	49
12/17/94	Kentucky	29/59	49.2	2/8	25.0	23/33	69.7	14	25	39	22	22	22	5	10	83
	Texas Tech	25/62	40.3	3/11	27.3	15/24	62.5	16	21	37	26	14	25	1	13	68
12/27/94	KENTUCKY	39/76	51.3	15/28	53.6	23/29	79.3	18	31	49	24	32	23	13	17	116
	Marshall	22/70	31.4	4/25	16.0	27/33	81.8	19	22	41	23	10	29	3	11	75
1/1/95	Kentucky	28/82	34.1	9/27	33.3	21/27	77.8	34	18	52	27	10	16	3	2	86
	LOUISVILLE	29/60	48.3	5/11	45.5	25/33	75.8	16	22	38	22	16	17	17	11	88
1/4/95	KENTUCKY	36/79	45.6	9/29	31.0	17/29	58.6	25	26	51	21	26	9	4	11	98
	Auburn	23/56	41.1	3/11	27.3	15/23	65.2	12	24	36	24	11	21	3	5	64
1/7/95	Kentucky	27/59	45.8	17/37	45.9	9/12	75.0	14	27	41	21	19	21	5	8	80
	SOUTH CAROLINA	20/54	37.0	0/13	00.0	15/23	65.2	13	19	32	14	7	16	5	10	55
1/10/95	Kentucky	32/56	57.1	7/14	50.0	12/19	63.2	9	24	33	25	17	16	4	7	83
	FLORIDA	18/52	34.6	3/12	25.0	28/38	73.7	15	20	35	18	8	15	5	7	67
1/14/95	KENTUCKY	31-71	43.7	7/19	36.8	14//23	60.8	15	30	45	28	20	20	4	13	83
	Georgia	22/58	37.9	0/16	00.0	27/39	69.2	19	23	42	22	12	25	5	12	71
1/18/95	Kentucky	23/56	41.1	3/16	18.8	33/42	78.6	9	26	35	24	13	14	6	9	82
	Ole Miss	22/63	34.9	3/18	16.7	18/28	64.3	22	26	48	28	14	24	6	5	65
1/21/95	KENTUCKY	31/74	41.9	8/18	44.4	11/24	45.8	24	25	49	19	19	10	6	7	81
	Vanderbilt	22/63	34.9	8/22	36.4	16/21	76.2	20	28	48	22	12	17	10	4	68
1/25/95	KENTUCKY	23/64	35.9	9/29	31.0	14/23	60.9	16	24	40	18	15	14	5	16	69
	Tennessee	15/51	29.4	4/13	30.8	16/17	94.1	13	26	39	19	20	27	5	1	50
1/29/95	Kentucky	31/64	48.4	14/29	48.3	16//19	84.2	10	22	32	26	19	15	4	4	92
	ARKANSAS	29/57	50.9	9/21	42.9	27/33	81.8	9	24	33	20	20	18	7	7	94
2/1/95	KENTUCKY	34/69	49.36	9/26	34.6	13/18	72.2	16	21	37	19	24	13	4	8	90
	South Carolina	26/59	44.1	3/14	21.5	17/26	65.4	15	21	36	14	11	20	2	2	72
2/5/95	KENTUCKY	25/64	39.1	5/15	33.3	22/30	73.3	13	27	40	20	15	25	5	14	77
	Syracuse	25/60	41.7	7/16	43.8	14/22	63.6	13	28	41	21	8	33	8	13	71
2/8/95	Kentucky	28/51	54.9	5/13	38.5	7/12	58.3	10	26	36	17	15	15	5	10	68
	TENNESSEE	20/47	42.6	5/10	50.0	3/7	42.9	4	16	20	10	14	15	0	6	48
2/12/95	Kentucky	31/58	53.4	12/26	46.2	23/28	82.1	11	28	39	27	23	19	2	8	97
	NOTRE DAME	14/42	33.3	3/7	42.9	27/40	67.5	6	18	24	23	9	23	2	6	58
2/14/95	KENTUCKY	29/80	36.3	9/34	26.5	4/6	66.7	21	17	38	18	17	11	4	14	71
	Mississippi State	27/47	57.4	11/20	55.0	11/16	68.8	6	26	32	14	20	24	5	8	76
2/18/95	KENTUCKY	29/71	40.8	9/25	36.0	20/27	74.1	22	12	34	22	19	9	6	15	87
	Florida	25/47	53.2	1/4	25.0	26/29	89.7	10	23	33	20	13	22	6	9	77
2/21/95	Kentucky	26/57	45.6	3/13	23.1	17/21	81.0	11	26	37	16	11	10	4	8	72
	ALABAMA	20/66	30.3	7/29	24.1	5/16	31.3	25	23	48	15	15	17	6	4	52
2/25/95	Kentucky	25/58	43.1	5/19	26.3	16/22	72.7	14	29	43	20	9	13	3	2	71
	VANDERBILT	23/51	45.1	7/16	43.8	7/17	41.2	8	22	30	18	14	14	6	6	60
3/1/95	Kentucky	35/66	53.0	6/15	40.0	21/31	67.7	10	27	37	25	19	11	2	13	97
	GEORGIA	25/62	40.3	3/14	21.4	21/36	58.3	20	27	47	23	12	19	2	6	74
3/4/95	KENTUCKY	41/72	56.9	20/35	57.1	25/32	78.1	12	29	41	23	31	15	9	14	127
	Louisiana State	28/71	39.4	9/21	42.9	15/26	57.7	17	20	37	22	16	22	1	6	80
3/10/95	Kentucky	35/81	43.2	9/29	31.0	14/20	70.0	23	26	49	28	23	14	4	8	93
	Auburn	25/58	43.1	8/19	42.1	23/31	74.2	12	25	37	19	15	22	5	9	81
3/11/95	Kentucky	30/56	53.6	11/22	50.0	15/18	83.3	5	22	27	26	22	11	11	9	86
	Florida	25/56	44.6	3/9	33.3	19/28	67.9	14	22	36	17	9	14	2	6	72
3/12/95	Kentucky	34/70	48.6	3/18	16.7	24/32	75.0	13	27	40	21	17	19	9	10	95(OT)
	Arkansas	35/73	47.9	11/25	44.0	12/19	63.2	15	27	42	23	22	19	1	8	93
3/16/95	Kentucky	41/72	56.9	13/25	52.0	18/31	58.1	17	39	56	23	33	13	9	10	113
	Mt. St. Mary's	21/63	33.3	8/18	44.4	17/33	51.5	13	25	38	26	17	15	0	6	67
3/18/95	Kentucky	28/58	48.3	5/14	35.7	21/26	80.0	10	27	37	21	21	16	3	11	82
	Tulane	22/56	39.3	2/15	13.3	14/23	60.9	14	21	35	23	13	22	2	4	60
3/23/95	Kentucky	38/68	55.9	7/14	50.0	14/19	73.7	8	32	40	19	27	10	6	12	97
	Arizona State	25/58	39.7	13/28	46.4	14/25	56.0	9	23	32	20	13	20	2	3	73
3/25/95	Kentucky	21/75	28.0	7/36	19.4	12/16	75.0	19	19	38	23	19	12	4	13	61
	North Carolina	24/49	49.0	4/15	26.7	22/28	78.6	6	37	43	12	12	20	3	5	74

Departed Lettermen



Chris Harrison – 6-1 – Guard – Tollesboro, Ky. (Tollesboro)

- Valuable reserve during his senior season as a three-point specialist.
- Received the team's Central Bank Three-Point Shooting Award, connecting on 40.0 percent of his attempts (22-55).
- Scored 16 points, dished out two assists and grabbed four steals in earning Player of the Game honors against LSU on Senior Day '95.
- Hit two crucial threes in Kentucky's miracle come-from-behind win over LSU in '94.

Year	G-S	Min-Avg	FG-A	Pct.	3FG-A	Pct.	FT-A	Pct.	Reb-Avg	PF-D	A	TO	BS	S	TP-Avg
91-92	20-0	78-3.9	5-23	21.7	3-16	18.8	6-8	75.0	7-0.4	7-0	4	10	0	5	19-1.0
92-93	12-0	58-4.8	6-22	27.3	2-12	16.7	4-6	66.7	5-0.4	7-0	12	5	0	1	18-1.5
93-94	23-1	120-5.2	11-40	27.5	8-31	25.8	16-23	69.6	10-0.4	4-0	10	13	0	7	46-2.0
94-95	24-0	159-6.6	26-66	39.4	22-55	40.0	5-8	62.5	13-0.5	20-0	14	5	1	7	79-3.3
Total	79-1	415-5.3	48-151	31.8	35-114	30.7	31-45	68.9	35-0.4	38-0	40	33	1	20	162-2.1



Andre Riddick – 6-9 – Center – Brooklyn, N.Y. (Bishop Loughlin)

- Finished his career third on the all-time blocked shots list with 212.
- Led the team in field goal shooting his senior year, connecting on 55.3 percent.
- Led the team in blocked shots during his sophomore, junior and senior seasons.
- Named to the 1993 SEC All-Tournament Team.
- Improved free throw shooting from 26.3 percent his freshman season to 50.9 percent his senior year.

Year	G-S	Min-Avg	FG-A	Pct.	3FG-A	Pct.	FT-A	Pct.	Reb-Avg	PF-D	A	TO	BS	S	TP-Avg
91-92	28-5	231-8.1	22-39	56.4	0-0	00.0	10-38	26.3	67-2.4	29-0	8	16	33	6	54-1.9
92-93	31-2	334-10.8	58-96	60.4	0-0	00.0	22-48	45.8	95-3.1	55-0	5	24	52	18	138-4.5
93-94	34-20	665-19.5	117-207	56.5	0-3	00.0	36-91	39.6	171-5.0	132-8	26	28	83	33	270-7.9
94-95	33-25	427-12.9	68-123	55.3	0-3	00.0	27-53	50.9	127-3.8	98-3	12	24	44	19	163-4.9
Total	126-52	1657-13.1	265-465	57.0	0-6	00.0	95-230	41.3	460-3.7	314-11	51	92	212	76	625-5.0



Rodrick Rhodes – 6-7 – Forward – Jersey City, N.J. (St. Anthony)

- Transferred to Southern Cal following his junior season.
- Joined UK's prestigious 1,000-point club last year, finishing with 1,208 points, 31st overall.
- Earned Second Team All-SEC recognition in '95.
- Named co-MVP for the 1994-95 squad by Coach Pitino.
- Second on the team in scoring, steals, assists and free throw shooting last season.
- Earned Third Team All-SEC recognition as a sophomore.
- Hit game-winning shot as a freshman, defeating Auburn 80-78 on Senior Day.

Year	G-S	Min-Avg	FG-A	Pct.	3FG-A	Pct.	FT-A	Pct.	Reb-Avg	PF-D	A	TO	BS	S	TP-Avg
92-93	33-19	661-20.0	101-224	45.1	27-70	38.6	70-101	69.3	80-2.4	73-0	59	72	13	36	299-9.1
93-94	33-29	848-25.7	142-326	43.6	32-117	27.4	167-215	77.7	136-4.1	104-5	91	74	18	76	483-14.6
94-95	33-32	901-27.3	130-333	39.0	39-110	35.5	128-164	78.0	120-3.6	93-2	125	90	11	51	427-12.9
Total	99-80	2410-24.3	373-883	42.2	98-297	32.9	365-480	76.0	336-3.4	270-7	275	236	42	163	1209-12.2

1994-95 Team Awards



Walter McCarty
★ Most Positive ★ Co-Most Valuable Player

Jeff Sheppard
★ Most Improved

Tony Delk
★ Fewest Turnovers
★ Best Defensive Player
★ Co-Most Valuable Player

Chris Harrison
★ Three-Point Award

Mark Pope
★ Mr. Hustle ★ Best Rebounder
★ Student-Athlete Award

Rodrick Rhodes
★ Best Playmaker ★ Co-Most Valuable Player

Jared Prickett
★ Reggie Hanson Sacrifice Award

Anthony Epps
★ Best Free Throw Shooter

Season Review

Game One

November 26, 1994 ■ Rupp Arena — Lexington, Ky. ■ Attendance: 23,785

	1st	2nd	Final
Tennessee-Martin	24	26	50
#4 Kentucky	62	62	124

Kentucky debuted with a 74-point win over an outmanned Tennessee-Martin team ... The Cats' defense forced the Pacers into a Rupp Arena-record 42 turnovers ... Kentucky shot 57.3% from the field, 50.0% from three-point land ... The Wildcats outrebounded the Pacers 40-24 ... Forward Jared Prickett, who scored 21 points and pulled down eight rebounds, led a group of seven Wildcats who scored in double figures ... Tony Delk and Rodrick Rhodes added 17 and 16 points, respectively.

Tennessee-Martin	FG	3FG	FT	R	A	PF	TP
Michael Hart	7-15	0-0	2-2	4	0	1	16
Gregor Bojovic	0-1	0-0	0-0	1	1	4	0
Ryan Burge	1-4	0-0	2-2	4	0	4	4
DeWayne Powell	3-7	1-4	5-8	2	3	1	12
Demarko Wright	2-4	1-1	0-0	3	2	0	5
Chris Busyn	2-3	0-0	1-1	3	1	5	5
Jim Locum	0-3	0-3	0-0	4	2	2	0
B.J. Nelson	1-1	0-0	0-0	1	0	2	2
Vennie Sherrod	0-3	0-2	0-0	0	0	0	0
Robin Cude	2-2	2-2	0-0	0	0	0	6
Team				2			
Totals	18-43	4-12	10-13	24	9	19	50

Percentages:	1st half	2nd half	Game
Field Goals	8/18-44.4	10/25-40.0	18/43-41.9
3-pt FG	0/3-0.0	4/9-44.4	4/12-33.3
Free Throws	8/10-80.0	2/3-66.7	10/13-76.9

Kentucky	FG	3FG	FT	R	A	PF	TP
Rodrick Rhodes	6-17	2-2	2-4	3	7	2	16
Jared Prickett	10-11	0-0	1-1	8	1	2	21
Andre Riddick	5-6	0-0	1-1	8	0	1	11
Tony Delk	7-12	3-5	0-0	2	3	2	17
Anthony Epps	0-2	0-1	3-4	0	7	0	3
Jeff Sheppard	1-5	1-2	4-4	1	3	1	7
Mark Pope	3-4	0-0	5-6	7	1	4	11
Walter McCarty	5-7	0-1	0-1	6	1	3	10
Allen Edwards	2-2	1-1	1-2	0	1	2	6
Antoine Walker	6-13	0-3	3-3	2	0	0	15
Cameron Mills	2-3	1-1	2-2	2	3	0	7
Team				1			
Totals	47-82	8-16	22-28	40	27	17	124

Percentages:	1st half	2nd half	Game
Field Goals	25/46-54.3	22/36-61.1	47/82-57.3
3-pt FG	2/6-33.3	6/10-60.0	8/16-50.0
Free Throws	10/13-76.9	12/15-80.0	22/28-78.6

Turnovers: Tennessee-Martin 42, Kentucky 8
Technicals: none

Game Two

Nov. 30, 1994 ■ Rupp Arena — Lexington, Ky. ■ Attendance: 24,212

	1st	2nd	Final
#14 Ohio	32	42	74
#3 Kentucky	41	38	79

The Wildcats had their hands full with a very confident, 14th-ranked Ohio team and its all-star forward Gary Trent ... The Bobcats, fresh off their Preseason NIT Championship, brought a perfect 4-0 record into Rupp Arena ... Kentucky struggled early, trailing by as many as seven points in the first half before taking the lead for good at the 4:17 mark in the first half ... Despite extending its lead to as many as 14 points in the second half, UK had to execute at the free throw line in the closing minutes to come away with the 79-74 win ... Walter McCarty and Tony Delk led the Cats with 17 points apiece and McCarty also grabbed nine rebounds ... Anthony Epps and Mark Pope added 15 and 11 points, respectively ... For the Bobcats, Trent scored 21 points, and gritty guards Geno Ford and Gus Johnson added 17 each.

Ohio	FG	3FG	FT	R	A	PF	TP
Gary Trent	6-17	0-2	9-11	10	2	3	21
Jeff Boals	1-4	0-1	3-4	4	2	4	5
Jason Terry	0-2	0-0	0-0	2	1	3	0
Geno Ford	5-11	0-2	7-8	2	2	3	17
Gus Johnson	3-7	3-5	8-9	4	0	2	17
Curtis Simmons	1-5	0-0	1-2	8	0	4	3
Ed Sears	1-3	0-0	0-0	3	0	0	2
Mike Reese	3-4	1-1	2-2	1	1	5	9
Ryan Greenwood	0-0	0-0	0-0	0	0	0	0
Team				2			
Totals	20-53	4-11	30-36	36	8	24	74

Percentages:	1st half	2nd half	Game
Field Goals	8/22-36.4	12/31-38.7	20/53-37.7
3-pt FG	1/4-25.0	3/7-42.9	4/11-36.4
Free Throws	15/16-93.8	15/20-75.0	30/36-83.3

Kentucky	FG	3FG	FT	R	A	PF	TP
Rodrick Rhodes	3-12	1-1	2-4	2	5	2	9
Jared Prickett	2-6	0-1	4-6	8	3	2	8
Andre Riddick	0-0	0-0	0-0	2	0	3	0
Tony Delk	7-11	2-3	1-2	2	1	2	17
Anthony Epps	4-9	2-6	5-5	1	0	2	15
Mark Pope	2-7	0-1	7-8	11	0	4	11
Walter McCarty	6-12	1-3	4-5	9	2	3	17
Allen Edwards	0-0	0-0	0-0	1	2	3	0
Antoine Walker	0-7	0-1	0-0	3	2	3	0
Jeff Sheppard	1-2	0-1	0-0	1	1	2	2
Scott Padgett	0-0	0-0	0-0	0	0	0	0
Team				2			
Totals	25-66	6-17	23-30	42	16	26	79

Percentages:	1st half	2nd half	Game
Field Goals	14/38-36.8	11/28-39.3	25/66-37.9
3-pt FG	4/10-40	2/7-28.6	6/17-35.3
Free Throws	9/12-75.0	14/18-77.8	23/30-76.7

Turnovers: Ohio 15, Kentucky 10
Technicals: none

Game Three

December 3, 1994 ■ The Pond — Anaheim, Calif. ■ Attendance: 18,307

	1st	2nd	Final
#3 Kentucky	38	43	81
#5 UCLA	33	49	82

Kentucky and UCLA squared off in the inaugural John Wooden Classic, marking the first meeting between the two schools since the 1975 NCAA Championship game, which UCLA won 92-85 ... Unfortunately for the Cats, the end result of the 1994 meeting was another UCLA victory ... Kentucky led 38-33 at the end of a sloppy, but evenly played, first half in which both teams shot under 40 percent and made at least 11 turnovers ... Early in the second half, a technical foul on UK coach Rick Pitino enabled the Bruins to take the lead ... UCLA extended its lead to four points only to see the Wildcats use a 17-3 run to move ahead 61-51 with 10:24 remaining ... The Bruins then mounted a run of their own, outscoring the Cats 29-20 over the next 10 minutes ... With only one tick left on the clock and UK leading 81-80, UCLA freshman J.R. Henderson was fouled attempting a lay-up ... He hit both free throws to give the Bruins the 82-81 victory ... Five UK players — Rodrick Rhodes, Jeff Sheppard, Walter McCarty, Mark Pope and Anthony Epps — scored in double figures.

Kentucky	FG	3FG	FT	R	A	PF	TP
Rodrick Rhodes	5-13	2-3	4-4	4	4	4	16
Walter McCarty	5-8	2-3	0-0	6	1	5	12
Mark Pope	2-4	0-0	8-8	8	2	1	12
Tony Delk	3-7	0-2	1-2	2	0	5	7
Anthony Epps	4-8	1-3	3-5	5	4	0	12
Chris Harrison	0-1	0-1	0-0	0	0	0	0
Andre Riddick	0-0	0-0	0-0	0	0	0	0
Jeff Sheppard	4-8	1-2	5-6	2	1	2	14
Allen Edwards	0-1	0-0	0-0	0	0	1	0
Antoine Walker	2-9	0-2	3-5	4	0	4	7
Jared Prickett	0-4	0-1	1-3	8	1	4	1
Team				1			
Totals	25-63	6-17	25-33	40	13	26	81

Percentages:	1st half	2nd half	Game
Field Goals	11/31-35.5	14/32-43.8	25/63-39.7
3-pt FG	3/9-33.3	3/8-37.5	6/17-35.3
Free Throws	13/18-72.2	12/15-80.0	25/33-75.8

UCLA	FG	3FG	FT	R	A	PF	TP
Charles O'Bannon	4-13	0-1	4-4	3	0	5	12
Ed O'Bannon	9-17	2-6	6-11	6	2	2	26
George Zidek	7-9	0-0	2-5	10	0	4	16
Cameron Dollar	1-3	0-1	0-2	3	3	3	2
Tyus Edney	4-7	2-3	3-4	7	5	4	13
Marquis Burns	0-3	0-1	0-0	0	1	0	0
Toby Bailey	0-2	0-1	1-2	2	1	3	1
omm'A Givens	1-2	0-0	0-0	0	0	0	2
J.R. Henderson	1-3	0-1	8-8	4	2	4	10
Team				4			
Totals	27-59	4-14	24-36	39	14	25	82

Percentages:	1st half	2nd half	Game
Field Goals	11/29-37.9	16/30-53.3	27/59-45.8
3-pt FG	2/9-22.2	2/5-40.0	4/14-28.6
Free Throws	9/18-50.0	15/18-83.3	24/36-66.7

Turnovers: Kentucky 19, UCLA 18
Technicals: Kentucky Coach Rick Pitino

Game Four

December 7, 1994 ■ Freedom Hall — Louisville, Ky. ■ Attendance: 19,825

	1st	2nd	Final
Indiana	30	40	70
#7 Kentucky	33	40	73

This traditional rivalry lived up to its billing, giving both sides of the Freedom Hall crowd plenty to cheer about ... For UK fans, there was a quick start by the Cats who jumped out to a 9-4 lead ... For IU fans, there was Steve Hart's jumper that put the Hoosiers up 14-13 ... The entire first half featured more of the same, and when the half-time buzzer sounded, the Cats were up by three ... The second half was much like the first ... With 4:24 remaining and the score tied at 62, Indiana's Neil Reed made a fast-break lay-up to give IU a two-point lead ... But Reed was assessed a technical foul for delaying the game when he tipped the ball into the air following his basket ... After two free throws by Kentucky's Anthony Epps, the Cats pulled ahead for the win ... UK's Walter McCarty garnered Player-of-the-Game honors for his 16-point, four-rebound performance and freshman Antoine Walker contributed 10 points, five rebounds and two blocks ... For the Hoosiers, Brian Evans and Reed both scored 17 points and forward Alan Henderson fouled out with 16 points, eight rebounds and four blocks.

Indiana	FG	3FG	FT	R	A	PF	TP
Brian Evans	6-12	0-3	5-7	9	3	3	17
Alan Henderson	7-14	0-0	2-3	8	1	5	16
Andre Patterson	4-11	0-0	2-3	12	1	3	10
Neil Reed	5-11	2-5	5-7	1	3	1	17
Steve Hart	2-8	0-0	0-0	6	3	1	4
Pat Knight	0-1	0-1	0-0	0	2	0	0
Charlie Miller	2-2	0-0	0-0	0	0	0	4
Todd Lindeman	1-1	0-0	0-0	2	0	1	2
Team				9			
Totals	27-60	2-9	14-20	47	13	14	70

Percentages:	1st half	2nd half	Game
Field Goals	12/29-41.4	15/31-48.4	27/60-45.0
3-pt FG	3/13-23.1	4/15-26.7	7/28-25.0
Free Throws	5/7-71.4	9/13-69.2	14/20-70.0

Kentucky	FG	3FG	FT	R	A	PF	TP
Rodrick Rhodes	5-14	0-5	0-0	0	3	5	10
Walter McCarty	4-9	4-8	4-6	4	1	2	16
Mark Pope	3-5	0-0	1-2	7	0	3	7
Tony Delk	5-19	0-7	1-2	3	5	1	11
Anthony Epps	1-3	1-3	4-4	1	4	2	7
Jeff Sheppard	3-6	0-1	0-0	0	1	2	6
Jared Prickett	3-5	0-0	0-0	6	0	5	6
Antoine Walker	4-10	2-4	0-0	5	0	2	10
Andre Riddick	0-0	0-0	0-0	0	0	0	0
Chris Harrison	0-1	0-0	0-0	0	1	0	0
Team				5			
Totals	28-72	7-28	10-14	31	15	22	73

Percentages:	1st half	2nd half	Game
Field Goals	15/38-39.5	13/34-38.2	28/72-38.9
3-pt FG	3/13-23.1	4/15-26.7	7/28-25.0
Free Throws	0/0-00.0	10/14-71.4	10/14-71.4

Turnovers: Kentucky 13, Indiana 24
Technicals: Indiana's Neil Reed

Game Five

December 10, 1994 ■ Rupp Arena — Lexington, Ky. ■ Attendance: 23,650

	1st	2nd	Final
Boston U.	21	28	49
#7 Kentucky	50	40	90

Kentucky cruised to a 41-point victory over the outmanned Boston Terriers ... The Wildcats connected on 51.7% of their shots for the game, including 44.0% from behind the arc ... The Terriers hit only 27.0% from the field (22.0% from the three-point line), and committed 26 turnovers ... Four UK players scored in double figures, led by Tony Delk and Antoine Walker with 13 apiece ... Center Andre Riddick, who had been slowed by a strained lower back, returned to action and blocked three BU shots ... The Terriers were led by Tremain Byrd's 14 points.

Boston	FG	3FG	FT	R	A	PF	TP
Tunji Awojobi	4-16	1-2	3-4	6	1	3	12
Steve Ehretsman	2-6	1-3	4-5	2	1	3	9
Dave Stiff	3-7	0-0	3-6	5	1	5	9
David Wallace	0-2	0-2	0-0	1	0	2	0
James Schwartz	0-1	0-0	0-0	3	0	0	0
Tremain Byrd	6-15	2-7	0-0	4	1	0	14
Raja Bell	1-6	0-1	1-2	1	0	2	3
BJ Fearrington	0-3	0-1	0-0	2	3	3	0
Y Delayeffitte	0-1	0-0	0-0	0	0	5	0
John Brennan	1-4	0-1	0-0	3	0	1	2
Kenny Hubbard	0-1	0-1	0-0	0	0	0	0
Jim Whalen	0-1	0-0	0-0	0	0	0	0
Team				7			
Totals	17-63	4-18	11-17	34	7	25	49

Percentages:	1st half	2nd half	Game
Field Goal	8/30-26.7	9/33-27.3	17/63-27.0
3-pt FG	1/5-20	3/13-23.1	4/18-22.2
Free Throws	4/5-80.0	7/12-58.3	11/17-64.7

Kentucky	FG	3FG	FT	R	A	PF	TP
Rodrick Rhodes	4-8	0-1	2-2	6	4	2	10
Walter McCarty	3-5	0-1	0-1	4	2	2	6
Mark Pope	2-4	1-1	2-2	5	0	1	7
Tony Delk	5-9	3-6	0-0	1	0	0	13
Anthony Epps	4-7	2-4	1-3	5	4	1	11
Jeff Sheppard	2-4	1-2	2-4	4	3	2	7
Jared Prickett	0-4	0-1	3-4	9	2	1	3
Antoine Walker	6-9	1-2	0-2	3	3	2	13
Andre Riddick	2-3	0-0	2-3	6	1	4	6
Allen Edwards	0-1	0-1	0-0	0	0	1	0
Scott Padgett	1-3	1-3	4-4	2	0	1	7
Chris Harrison	2-3	2-3	0-0	2	0	1	6
Cameron Mills	0-0	0-0	1-2	0	0	1	1
Team				3			
Totals	31-60	11-25	17-27	50	19	19	90

Percentages:	1st half	2nd half	Game
Field Goals	19/35- 54.3	12/25- 48.0	31/60- 51.7
3-pt FG	9/16- 56.3	2/9- 22.2	11/25- 44.0
Free Throws	3/7- 42.9	14/20- 70.0	17/27- 63.0

Turnovers: Boston University 26, Kentucky 24
Technicals: none

Game Six

December 17, 1994 ■ Riverfront Coliseum — Cincinnati, Ohio ■ Attendance: 17,153

	1st	2nd	Final
Texas Tech	33	35	68
#6 Kentucky	43	40	83

The 17,153 Big Blue fans who filled Cincinnati's Riverfront Coliseum grew restless as the Texas Tech Red Raiders jumped out to a 13-5 lead ... It was not until the 5:20 mark in the first half, when Anthony Epps connected on two free throws, that UK managed to pull ahead of Texas Tech to stay at 29-28 ... The Cats closed out the half outscoring the Red Raiders 14-5 ... Kentucky used tenacious defense and aggressive rebounding to extend its lead in the second period, despite hitting only two three-pointers ... Tech hit just 40.3% of its field goal attempts and committed 25 turnovers in the face of the UK defense ... The Wildcats hit 49.2% from the field and outrebounded the Red Raiders 39-37 ... Rodrick Rhodes led the Cats with 23 points and six rebounds ... Jason Sasser led Tech with 17 points and seven boards.

Texas Tech	FG	3FG	FT	R	A	PF	TP
Darvin Ham	2-3	0-0	0-0	8	1	4	4
Jason Sasser	4-14	0-0	9-11	7	1	3	17
Mark Davis	6-19	0-1	1-5	7	6	3	13
Koy Smith	2-3	1-2	2-2	2	2	2	7
Lance Hughes	6-11	2-5	2-4	5	1	3	16
Gionet Cooper	0-2	0-1	1-2	2	0	3	1
Jason Martin	4-8	0-1	0-0	0	2	3	8
Tony Battie	1-1	0-0	0-0	3	1	5	2
Cory Carr	0-1	0-1	0-0	0	0	0	0
Team				3			
Totals	25-62	3-11	15-24	37	14	26	68

Percentages:	1st half	2nd half	Game
Field Goals	12/32-37.5	13/30-43.3	25/62-40.3
3-pt FG	2/6-33.3	1/5-20.0	3/11-27.3
Free Throws	7/12-58.3	8/12-66.7	15/24-62.5

Kentucky	FG	3FG	FT	R	A	PF	TP
Rodrick Rhodes	5-7	1-1	12-15	6	4	2	23
Walter McCarty	3-4	0-1	3-4	5	2	4	9
Mark Pope	2-2	0-0	0-1	2	1	4	4
Tony Delk	7-12	0-2	0-1	2	3	2	14
Anthony Epps	2-8	1-4	5-6	0	4	2	10
Andre Riddick	2-5	0-0	0-0	5	0	2	4
Jeff Sheppard	5-9	0-0	0-2	3	2	1	10
Jared Prickett	2-7	0-0	3-4	8	5	4	7
Antoine Walker	1-5	0-0	0-0	2	1	1	2
Chris Harrison	0-0	0-0	0-0	0	0	0	0
Allen Edwards	0-0	0-0	0-0	0	0	0	0
Team				6			
Totals	25-62	3-11	15-24	37	14	26	68

Percentages:	1st half	2nd half	Game
Field Goals	17/35-48.6	12/24-50.0	29/59-49.2
3-pt FG	2/7-28.6	0/1-0.0	2/8-25.0
Free Throws	7/10-70.0	16/23-69.6	23/33-69.7

Turnovers: Texas Tech 25, Kentucky 22
Technicals: Texas Tech's Mark Davis and the Tech Bench

Game Seven

December 27, 1994 ■ Rupp Arena — Lexington, Ky. ■ Attendance: 23,782

	1st	2nd	Final
Marshall	35	40	75
#7 Kentucky	66	50	116

Former UK assistant coach Billy Donovan brought his Marshall Thundering Herd into Rupp Arena, where they received anything but a warm welcome ... The Wildcats cruised to victory, connecting on 15 three-pointers and forcing the Herd into 29 turnovers ... The Cats made a season-high 32 assists as they whipped Marshall, 116-75 ... Sophomore guard Jeff Sheppard made his first collegiate start, earning Player-of-the-Game honors for his 21 points, four rebounds and five steals ... Sheppard led the Cats with 21 points, one of six Cats to score in double figures ... Troy Gray led Marshall in scoring with 20 points.

Marshall	FG	3FG	FT	R	A	PF	TP
Shawn Moore	3-17	1-7	6-8	9	3	1	13
Troy Gray	6-12	1-3	7-8	6	0	4	20
Curtis Richmond	3-9	0-2	0-0	6	1	4	6
Tink Brown	3-5	1-2	5-6	0	3	3	12
Doug Schieppe	1-6	0-5	0-0	5	0	4	2
Malik Hightower	3-11	1-6	3-4	7	0	2	10
Thad Bonapart	3-9	0-0	2-3	3	1	3	8
Chris Gray	0-1	0-0	4-4	3	2	2	4
Team				2			
Totals	22-70	4-25	27-33	41	10	23	75

Percentages:	1st half	2nd half	Game
Field Goals	11/32-34.4	11/38-28.9	22/70-31.4
3-pt FG	2/11-18.2	2/14-14.3	4/25-16.0
Free Throws	11/14-78.6	16/19-84.2	27/33-81.8

Kentucky	FG	3FG	FT	R	A	PF	TP
Rodrick Rhodes	2-8	2-5	2-2	1	5	2	8
Walter McCarty	2-4	0-0	4-4	3	4	3	8
Andre Riddick	6-9	0-0	0-1	12	2	4	12
Tony Delk	5-9	3-7	1-2	2	2	2	14
Jeff Sheppard	7-9	5-6	2-2	4	1	3	21
Anthony Epps	1-3	0-1	2-2	3	8	1	4
Jared Prickett	4-5	0-0	4-5	5	1	0	12
Mark Pope	3-7	0-1	4-4	10	1	4	10
Antoine Walker	4-8	2-3	1-3	1	6	0	11
Chris Harrison	2-3	2-3	0-0	2	1	3	6
Allen Edwards	2-7	1-1	3-4	4	0	0	8
Scott Padgett	0-3	0-1	0-0	2	1	1	0
Cameron Mills	1-1	0-0	0-0	0	0	0	2
Team				1			
Totals	39-76	15-28	23-29	49	32	24	116

Percentages:	1st half	2nd half	Game
Field Goals	24/44-54.5	15/32-46.9	39/76-51.3
3-pt FG	12/21-57.1	3/7-42.9	15/28-53.6
Free Throws	6/7-85.7	17/22-77.3	23/29-79.3

Turnovers: Marshall 29, Kentucky 23
Technicals: none

Game Eight

January 1, 1995 ■ Freedom Hall — Louisville, Ky. ■ Attendance: 19,841

	1st	2nd	Final
#5 Kentucky	36	50	86
Louisville	40	48	88

The fifth-ranked Wildcats ran into an inspired flock of Cardinals on New Year's Day ... The Cards outplayed the Cats in nearly every category to come out on top, 88-86, for the first time since 1989 ... Louisville hit 48.3% of its shots, compared to only 34.1% by Kentucky ... The Cats managed only two steals, a season low, compared to 11 by the Cards ... And the Cardinals swatted away 17 Kentucky shots, 11 of which came via big man Samaki Walker ... Yet, UK kept it close, thanks to second-chance points totaling 34, as opposed to Louisville's eight second-chance points ... Sophomore point guard DeJuan Wheat led the home team with 23 points, five assists and three steals ... U of L's Walker also scored 14 points and grabbed 10 rebounds ... Kentucky's Tony Delk tied Wheat for scoring honors with 23 points and eight rebounds ... Jeff Sheppard, starting his second game at point guard, scored 19 points, grabbed four rebounds and dished out three assists.

Kentucky	FG	3FG	FT	R	A	PF	TP
Rodrick Rhodes	1-9	1-3	2-2	1	0	5	5
Walter McCarty	5-11	3-5	4-5	9	1	1	17
Andre Riddick	1-3	0-0	0-0	4	1	2	2
Tony Delk	9-19	3-8	2-3	8	1	3	23
Jeff Sheppard	6-17	2-4	5-6	4	3	4	19
Anthony Epps	0-2	0-0	2-2	0	0	3	2
Jared Prickett	0-1	0-0	3-4	4	0	2	3
Antoine Walker	2-9	0-3	2-2	6	2	4	6
Mark Pope	4-10	0-3	1-3	10	1	2	9
Allen Edwards	0-1	0-1	0-0	1	1	1	0
Chris Harrison	0-0	0-0	0-0	0	0	0	0
Team				5			
Totals	28-82	9-27	21-27	52	10	27	86

Percentages:	1st half	2nd half	Game
Field Goals	14/43-32.6	14/39-35.9	28/82-34.1
3-pt FG	2/10-20.0	7/17-41.2	9/27-33.3
Free Throws	6/8-75.0	15/19-78.9	21/27-77.8

Louisville	FG	3FG	FT	R	A	PF	TP
Eric Johnson	4-8	0-0	0-0	2	0	4	8
Jason Osborne	3-7	1-4	5-6	6	2	3	12
Samaki Walker	5-8	0-0	4-7	10	1	3	14
Tick Rogers	2-9	0-1	7-8	3	2	3	11
DeJuan Wheat	7-9	3-4	6-8	4	5	1	23
Alvin Sims	2-4	0-0	0-0	5	3	2	4
B.J. Flynn	3-9	0-0	3-4	5	2	0	9
Beau Zach Smith	2-3	0-0	0-0	0	0	3	4
Brian Kiser	1-3	1-2	0-0	2	1	3	3
Team				1			
Totals	29-60	5-11	25-33	38	16	22	88

Percentages:	1st half	2nd half	Game
Field Goals	12/31-38.7	17/29-58.6	29/60-48.3
3-pt FG	2/5-40.0	3/6-50.0	5/11-45.5
Free Throws	14/19-73.7	11/14-78.6	25/33-75.8

Turnovers: Kentucky 16, Louisville 17
Technicals: none

Game Nine

January 4, 1995 ■ Rupp Arena — Lexington, Ky. ■ Attendance: 23,805

	1st	2nd	Final
Auburn	32	32	64
#8 Kentucky	45	53	98

Kentucky had little trouble defeating the young Tigers ... UK scored first and never trailed, connecting on nine three-pointers and outrebounding the Tigers 51-36 ... The Cats harassed Auburn into 21 turnovers, while committing only nine ... Forward Rodrick Rhodes, in his first non-starting role of the season, came off the bench to score a game-high 23 points ... He also grabbed three rebounds, dished out four assists and came up with two steals to garner Player-of-the-Game honors ... Guard Tony Delk added 18 points and six rebounds and forward Antoine Walker scored 13 points ... For the Tigers, Pat Burke scored 18 points and grabbed 11 rebounds.

Auburn	FG	3FG	FT	R	A	PF	TP
Chris Davis	1-1	0-0	1-4	2	0	5	3
Lance Weems	3-8	2-4	0-0	2	1	1	8
Martyn Norris	3-7	0-2	0-0	2	2	1	6
Pat Burke	7-14	0-0	4-5	11	2	2	18
Frank Williams	1-4	0-0	2-4	6	2	5	4
Ray Donald	2-6	0-2	3-4	5	3	1	7
Jim Costner	4-11	0-0	2-2	2	0	3	10
Wes Flanigan	2-4	1-2	3-4	0	1	4	8
Leroy Davis	0-1	0-1	0-0	3	0	2	0
Team				3			
Totals	23-56	3-11	15-23	36	11	24	64

Percentages:	1st half	2nd half	Game
Field Goals	13/29-44.8	10/27-37.0	23/56-41.1
3-pt FG	1/4-25.0	2/7-28.6	3/11-27.3
Free Throws	5/6-83.3	10/17-58.8	15/23-65.2

Kentucky	FG	3FG	FT	R	A	PF	TP
Jared Prickett	3-9	0-0	2-6	8	3	3	8
Walter McCarty	5-13	1-4	1-3	7	1	3	12
Mark Pope	4-8	0-1	1-2	10	1	1	9
Tony Delk	8-10	0-2	2-3	6	4	1	18
Jeff Sheppard	1-4	0-2	0-1	1	5	1	2
Anthony Epps	1-2	1-2	2-2	3	3	1	5
Rodrick Rhodes	6-15	4-10	7-8	3	4	4	23
Antoine Walker	5-9	1-3	2-4	5	2	2	13
Andre Riddick	1-1	0-0	0-0	2	2	2	2
Scott Padgett	1-4	1-3	0-0	0	0	1	3
Allen Edwards	1-2	1-1	0-0	1	0	1	3
Chris Harrison	0-2	0-1	0-0	2	1	0	0
Cameron Mills	0-0	0-0	0-0	1	0	1	0
Team				2			
Totals	36-79	9-29	17-29	51	26	21	98

Percentages:	1st half	2nd half	Game
Field Goals	16/39-41.0	20/40-50.0	36/79-45.6
3-pt FG	3/16-18.8	6/13-46.2	9/29-31.0
Free Throws	10/15-66.7	7/14-50.0	17/29-58.6

Turnovers: Auburn 21, Kentucky 9
Technicals: none

Game Ten

January 7, 1995 ■ Frank McGuire Arena — Columbia, S.C. ■ Attendance: 10,582

	1st	2nd	Final
#8 Kentucky	36	44	80
South Carolina	28	27	55

This game was nothing like the last meeting in which the seventh-ranked Wildcats lost to South Carolina, losing the No. 1 East seed in the 1994 SEC Tournament in the process ... Instead, Kentucky scored first and never trailed ... Despite the Cats' 10 first-half three-pointers, the Gamecocks managed to keep the score close, trailing only 36-28 at the break ... But the three-point barrage continued in the second half as UK rolled to a 25-point victory ... For the game, the Cats connected on a season-high 17 three-pointers, while holding the Gamecocks scoreless from beyond the three-point arc ... The Cats' 17 treys tied their own record for most threes in an SEC game ... Tony Delk led UK with 18 points (six three-pointers), while Jeff Sheppard and Rodrick Rhodes added 15 and 14 points, respectively ... Rhodes also pulled down five rebounds and dished out four assists ... For Coach Eddie Fogler's Gamecocks, Malik Russell scored 18 points and pulled down seven boards.

Kentucky	FG	3FG	FT	R	A	PF	TP
Rodrick Rhodes	4-8	4-6	2-2	5	4	3	14
Antoine Walker	2-5	0-1	3-4	2	3	3	7
Mark Pope	1-3	0-0	2-4	9	1	2	4
Tony Delk	6-14	6-14	0-0	2	3	3	18
Jeff Sheppard	5-12	5-10	0-0	2	3	3	15
Jared Prickett	2-4	0-0	0-0	4	1	2	4
Walter McCarty	3-6	1-3	0-0	2	1	2	7
Andre Riddick	0-0	0-0	0-0	1	0	1	0
Allen Edwards	1-1	0-0	0-0	2	0	0	2
Anthony Epps	2-4	1-2	2-2	7	3	1	7
Scott Padgett	1-2	0-1	0-0	2	0	1	2
Team				3			
Totals	27-59	17-37	9-12	41	19	21	80

Percentages:	1st half	2nd half	Game
Field Goals	12/30-40.0	15/29-51.7	27/59-45.8
3-pt FG	10/19-52.6	7/18-38.9	17/37-45.9
Free Throws	2/4-50.0	7/8-87.5	9/12-75.0

South Carolina	FG	3FG	FT	R	A	PF	TP
Andy Bostick	3-7	0-3	1-2	6	0	4	7
Malik Russell	6-10	0-1	6-6	7	2	2	18
Peter Van Elswyk	0-3	0-1	1-2	6	0	1	1
Carey Rich	5-13	0-5	2-3	3	2	1	12
Melvin Watson	3-9	0-1	4-8	2	3	5	10
William Unseld	1-6	0-0	0-0	4	0	0	2
George Formanek	0-0	0-0	0-0	0	0	1	0
Ryan Stack	2-5	0-2	1-2	1	0	0	5
Shawn Wingate	0-1	0-0	0-0	0	0	0	0
Team				3			
Totals	20-54	0-13	15-23	32	7	14	55

Percentages:	1st half	2nd half	Game
Field Goals	10/31-32.3	10/23-43.5	20/54-37.0
3-pt FG	0/7-0.0	0/6-0.0	0/13-0.0
Free Throws	8/13-61.5	7/10-70.0	15/23-65.2

Turnovers: Kentucky 21, South Carolina 16
Technicals: none

Game Eleven

January 10, 1995 ■ O'Connell Center — Gainesville, Fla. ■ Attendance: 11,902

	1st	2nd	Final
#7 Kentucky	41	42	83
#15 Florida	29	38	67

The seventh-ranked Wildcats stunned the 15th-ranked Gators and their 11,902 vocal fans at the O'Connell Center with a 16-point victory ... Kentucky put on impressive displays both offensively and defensively, connecting on 57.1% from the field and holding the Gators to only 34.6% shooting ... The UK defense double-teamed Florida standouts Dametri Hill and Andrew DeClerq, allowing them only 10 and nine points, respectively ... The Cats hit 50.0% from the three-point stripe, compared to only 25.0% by the Gators ... Rodrick Rhodes and Tony Delk both scored 17 points to lead four UK players in double figures ... Rhodes grabbed four rebounds and Delk claimed seven ... For Florida, Dan Cross led all scorers with 21 points.

Kentucky	FG	3FG	FT	R	A	PF	TP
Rodrick Rhodes	6-8	1-1	4-7	4	1	3	17
Jared Prickett	4-6	1-1	0-0	1	5	2	9
Mark Pope	3-6	1-1	2-4	7	0	4	9
Jeff Sheppard	5-8	1-2	0-0	1	3	5	11
Tony Delk	6-10	3-5	2-2	7	3	3	17
Walter McCarty	2-5	0-2	0-0	6	2	3	4
Anthony Epps	0-0	0-0	0-0	1	1	1	0
Antoine Walker	5-9	0-1	3-3	3	2	3	13
Andre Riddick	0-2	0-0	0-1	1	0	1	0
Allen Edwards	1-1	0-0	0-0	0	0	0	2
Scott Padgett	0-1	0-1	1-2	1	0	0	1
Team				1			
Totals	32-56	7-14	12-19	33	17	25	83

Percentages:	1st half	2nd half	Game
Field Goals	17/28-60.7	15/28-53.6	32/56-57.1
3-pt FG	3/7-42.9	4/7-57.1	7/14-50.0
Free Throws	13/18-72.2	15/20-75.0	28/38-73.7

Florida	FG	3FG	FT	R	A	PF	TP
Tony Mickens	2-7	0-1	0-0	4	0	2	4
Andrew DeClerq	1-4	0-1	7-10	6	2	4	9
Dametri Hill	4-10	0-2	2-2	6	1	1	10
Greg Williams	2-6	1-2	4-6	2	2	1	9
Dan Cross	4-11	2-5	11-12	1	0	4	21
Jason Anderson	1-4	0-0	0-0	2	0	0	2
Svein Dyrkolbotn	1-1	0-0	0-0	1	0	1	2
Dan Williams	1-4	0-1	0-0	1	3	0	2
LeRon Williams	1-1	0-0	1-2	1	0	2	3
Brian Thompson	1-4	0-0	2-4	3	0	1	4
John Griffiths	0-0	0-0	0-0	0	0	2	0
Damen Maddox	0-0	0-0	1-2	0	0	0	1
Clayton Bates	0-0	0-0	0-0	0	0	0	0
Team				8			
Totals	18-52	3-12	38-38	35	8	18	67

Percentages:	1st half	2nd half	Game
Field Goals	8/29-27.6	10/23-43.5	18/52-34.6
3-pt FG	0/6-0.0	3/6-50.0	3/12-25.0
Free Throws	13/18-72.2	15/20-75.0	28/38-73.7

Turnovers: Kentucky 16, Florida 15
Technicals: none

Game Twelve

January 14, 1995 ■ Rupp Arena — Lexington, Ky. ■ Attendance: 23,625

	1st	2nd	Final
Georgia	24	47	71
#7 Kentucky	38	45	83

Georgia brought an 11-2 record and a veteran squad into Rupp Arena for its annual match with the Cats but the 'Dawgs quickly found themselves staring at a double-digit deficit ... Kentucky pestered them into 25 turnovers and a 0-for-16 performance from the three-point stripe ... The Cats, on the other hand, hit seven treys and connected on 43.7% of their field goal attempts, compared to 37.9% by Georgia ... Kentucky also managed to outrebound the physical Bulldogs, 45-42 ... Eleven different UK players saw action and 10 scored, led by Tony Delk with 17 points and four rebounds ... Rodrick Rhodes added 11 points while the Bulldogs got 18 points and five rebounds from Katu Davis ... Charles Claxton, Pertha Robinson and Shandon Anderson each added 11 points for Georgia.

Georgia	FG	3FG	FT	R	A	PF	TP
Ty Wilson	0-8	0-6	0-0	2	2	1	0
Steve Jones	1-2	0-0	2-4	5	1	0	4
Pertha Robinson	2-7	0-2	7-8	5	6	4	11
Katu Davis	7-13	0-4	4-5	5	1	2	18
Carlos Strong	2-6	0-0	2-2	6	0	2	6
Charles Claxton	3-6	0-1	5-6	5	0	4	11
Curtis Carrington	1-4	0-2	4-4	5	0	1	6
Shandon Anderson	5-10	0-0	1-2	2	1	5	11
Terrell Bell	1-2	0-1	2-6	1	1	3	4
Team				6			
Totals	22-58	0-16	27-39	42	12	22	71

Percentages:	1st half	2nd half	Game
Field Goals	6/25-24.0	16/33-48.4	22/58-37.9
3-pt FG	0/10-0.0	0/6-0.0	0/16-0.0
Free Throws	12/19-63.1	15/20-75.0	27/39-69.2

Kentucky	FG	3FG	FT	R	A	PF	TP
Tony Delk	8-15	1-4	0-2	4	2	4	17
Chris Harrison	1-3	1-2	0-0	0	0	2	3
Andre Riddick	2-2	0-0	1-2	4	0	4	5
Rodrick Rhodes	3-7	1-2	4-4	3	3	4	11
Jeff Sheppard	3-7	0-2	1-2	0	0	1	7
Allen Edwards	0-1	0-0	0-0	0	2	1	0
Antoine Walker	3-7	1-2	1-2	7	2	2	8
Anthony Epps	3-6	0-0	2-2	3	7	1	8
Jared Prickett	3-9	1-2	0-1	10	0	3	7
Scott Padgett	1-2	1-1	2-2	0	0	0	5
Walter McCarty	2-6	0-1	0-0	3	1	3	4
Mark Pope	2-6	1-3	3-6	4	3	3	8
Team				7			
Totals	31-71	7-19	14-23	45	20	28	83

Percentages:	1st half	2nd half	Game
Field Goals	15/42-35.7	16/29-55.1	31/71-43.7
3-pt FG	3/14-21.4	4/5-80.0	7/19-36.8
Free Throws	5/7-71.4	9/16-56.3	14/23-60.8

Turnovers: Georgia 25, Kentucky 20
Technicals: none

Game Thirteen

January 18, 1995 ■ The Pyramid — Memphis, Tenn. ■ Attendance: 12,073

	1st	2nd	Final
#5 Kentucky	33	49	82
Ole Miss	34	31	65

The 10,000-plus Big Blue faithful who dominated the crowd in Memphis got their money's worth ... The host Rebels used tenacious defense and aggressive rebounding to keep the Cats at bay through much of the game ... As time expired in the first half, the Wildcats found themselves on the short end of the score (34-33) for only the second time in the season ... Then, with 7:05 remaining in the game, and UK leading 57-51, the Cats outscored the Rebels 25-14 to pull out an 82-65 victory ... For the game, the Cats shot a season-low 18.8 percent (3-16) from the three-point arc, and were outrebounded 48-35 by the Rebels ... Forward Rodrick Rhodes scored 23 points (16-20 free throws) and grabbed five rebounds to lead Kentucky ... Center Andre Riddick turned in his best performance of the season, scoring 12 points, pulling down nine rebounds and blocking four shots in 22 minutes of action ... The Rebels got 15 points and eight boards from Anthony Boone and 11 points apiece from John Jackson and David Johnson.

Kentucky	FG	3FG	FT	R	A	PF	TP
Walter McCarty	3-5	0-1	2-3	2	1	1	8
Rodrick Rhodes	3-9	1-1	16-20	5	3	1	23
Andre Riddick	4-5	0-0	4-6	9	0	5	12
Jeff Sheppard	1-4	0-1	2-2	5	5	4	4
Tony Delk	7-19	1-7	3-3	4	0	3	18
Antoine Walker	1-3	0-1	1-2	4	0	2	3
Anthony Epps	3-8	1-4	5-6	1	2	0	12
Jared Prickett	1-1	0-0	0-0	1	1	4	2
Mark Pope	0-2	0-1	0-0	3	1	4	0
Team				1			
Totals	23-56	3-16	33-42	35	13	24	82

Percentages:	1st half	2nd half	Game
Field Goals	10/26-38.5	13/30-43.3	23/56-41.1
3-pt FG	0/5-0.0	3/11-27.3	3/16-18.8
Free Throws	13/15-86.7	20/27-74.1	33/42-78.6

Ole Miss	FG	3FG	FT	R	A	PF	TP
Anthony Boone	5-12	0-0	5-8	8	2	1	15
Fred Johnigan	2-5	0-2	1-2	2	1	3	5
John Jackson	2-7	0-0	7-8	7	3	1	11
David Johnson	4-14	0-0	3-6	2	1	5	11
Cedric Brim	2-6	1-5	0-0	4	5	4	5
Ansu Sesay	4-8	2-5	0-0	8	2	4	10
Robert Butler	1-9	0-6	1-2	5	0	4	3
L.J. Goolsby	0-0	0-0	0-0	1	0	2	0
J.J. Sims	2-2	0-0	1-2	5	0	4	5
Team				6			
Totals	22-63	3-18	18-28	48	14	28	65

Percentages:	1st half	2nd half	Game
Field Goals	12/31-38.7	10/32-31.3	22/63-34.9
3-pt FG	2/7-28.6	1/11-9.1	3/18-16.7
Free Throws	8/11-72.7	10/17-58.8	18/28-64.3

Turnovers: Ole Miss 24, Kentucky 14
Technicals: Ole Miss Bench

Game Fourteen

January 21, 1995 ■ Rupp Arena — Lexington, Ky. ■ Attendance: 23,222

	1st	2nd	Final
Vanderbilt	35	33	68
#5 Kentucky	41	40	81

The nation's fifth-ranked Wildcats had their hands full with an aggressive Vanderbilt squad ... After UK scored the first eight points of the game, the unranked Commodores maintained their composure and fought back to score the next 10 ... The lead then changed hands three times before the Cats went on top, seemingly to stay, at 16-13 with 12:56 left in the first half ... Vanderbilt continued to trail until Malik Evans' six-footer in the lane with 11:45 remaining gave the Commodores a 55-53 lead ... But the Cats bounced back to deliver a 20-0 run, killing the 'Dores hope for the upset ... Tony Delk scored 24 points to lead the Cats and Andre Riddick, in his second consecutive starting assignment, scored eight points and pulled down eight rebounds ... For Vanderbilt, Ronnie McMahan led the way with 19 points and five rebounds ... The win was the 1600th in UK history.

Vanderbilt	FG	3FG	FT	R	A	PF	TP
J.J. Lucas	5-12	0-1	0-0	7	1	3	10
Frank Seckar	1-4	1-4	0-1	4	2	2	3
Ronnie McMahan	6-14	4-8	3-4	5	1	2	19
Bryan Milburn	1-5	0-0	2-2	4	1	5	4
Drew Maddux	3-11	2-4	3-3	6	2	3	11
Malik Evans	3-5	1-1	4-5	7	2	4	11
Chris Woods	0-1	0-0	2-2	4	0	1	2
Howard Pride	1-6	0-3	2-2	3	3	1	4
Pax Whitehead	0-2	0-1	0-0	1	0	0	0
Bill DiSpaltro	2-3	0-0	0-2	3	0	1	4
Team				4			
Totals	22-63	8-22	16-21	48	12	22	68

Percentages:	1st half	2nd half	Game
Field Goals	10/33-30.3	12/30-40.0	22/63-34.9
3-pt FG	3/13-23.1	5/9-55.6	8/22-36.4
Free Throws	12/13-92.3	4/8-50.0	16/21-76.2

Kentucky	FG	3FG	FT	R	A	PF	TP
Rodrick Rhodes	2-6	0-1	0-0	1	2	2	4
Antoine Walker	2-6	0-0	0-1	5	0	1	4
Andre Riddick	4-11	0-0	0-1	8	1	4	8
Tony Delk	8-16	6-9	2-4	4	0	2	24
Jeff Sheppard	1-5	0-2	1-2	2	3	2	3
Anthony Epps	1-4	1-3	4-8	4	6	2	7
Walter McCarty	2-5	0-1	2-4	8	2	4	6
Mark Pope	4-11	1-2	0-0	9	2	1	9
Jared Prickett	7-9	0-0	2-4	3	3	0	16
Allen Edwards	0-1	0-0	0-0	1	0	1	0
Team				4			
Totals	31-74	8-18	11-24	49	19	19	81

Percentages:	1st half	2nd half	Game
Field Goals	16/39-41.0	15/35-42.9	31/74-41.9
3-pt FG	3/8-37.5	5/10-50.0	8/18-44.4
Free Throws	6/12-50.0	5/12-41.7	11/24-45.8

Turnovers: Kentucky 23, Vanderbilt 17
Technicals: none

Game Fifteen

January 25, 1995 ■ Rupp Arena — Lexington, Ky. ■ Attendance: 23,427

	1st	2nd	Final
Tennessee	17	33	50
#5 Kentucky	28	41	69

Kentucky used tenacious defense and two devastating scoring runs to sail to a convincing win ... With 6:09 left in the first half and Kentucky leading 16-14, the Cats outscored the Big Orange 12-3 to take a 28-17 halftime advantage ... Later, at the 16:24 mark of the second half and Kentucky leading 32-23, the Cats outscored UT 17-2, giving UK a 49-25 cushion with 9:45 remaining ... Included in that stretch were two crowd-pleasing dunks by point guard Jeff Sheppard, who finished the game with 12 points ... But the real star of the show was Rodrick Rhodes, who scored a career-high 29 points to join UK's elite 1,000-point club ... Rhodes, who also came up with four steals, reached the mark on a three-pointer with only 48 seconds left in the game ... Tennessee's Steve Hamer led the Vols with 18 points and 11 rebounds ... Kentucky forced UT into 27 turnovers and held the Vols to 29.4% shooting from the field ... The Cats hit 35.9 percent from the field and 31.0 percent from three-point range.

Tennessee	FG	3FG	FT	R	A	PF	TP
Damon Johnson	3-12	0-2	2-2	7	6	3	8
Shane Carnes	3-8	2-6	0-0	4	2	4	8
Steve Hamer	4-10	0-0	10-11	11	0	2	18
Alico Dunk	0-3	0-0	0-0	3	1	1	0
Shane Williams	3-6	2-5	2-2	3	1	4	10
Kevin Whitted	2-12	0-0	2-2	5	0	5	6
Jason Moore	0-0	0-0	0-0	0	0	0	0
Team				6			
Totals	15-51	4-13	16-17	39	10	19	50

Percentages:	1st half	2nd half	Game
Field Goals	7/22-31.8	8/29-27.6	15/51-29.4
3-pt FG	2/4-50.0	2/9-22.2	4/13-30.8
Free Throws	1/2-50.0	15/15-100.0	16/17-94.1

Kentucky	FG	3FG	FT	R	A	PF	TP
Rodrick Rhodes	11-27	5-13	2-4	2	2	2	29
Walter McCarty	0-3	0-2	0-0	2	1	4	0
Andre Riddick	1-3	0-0	2-4	6	0	5	4
Tony Delk	3-11	1-4	4-4	5	2	0	11
Jeff Sheppard	4-7	1-4	3-4	4	5	2	12
Anthony Epps	1-2	1-2	0-0	1	2	0	3
Antoine Walker	2-4	0-1	0-1	7	1	0	4
Mark Pope	1-5	1-3	0-0	6	1	3	3
Jared Prickett	0-2	0-0	1-2	4	0	1	1
Allen Edwards	0-0	0-0	0-0	0	1	0	0
Scott Padgett	0-0	0-0	1-2	0	0	0	1
Chris Harrison	0-0	0-0	1-2	0	0	1	0
Team				3			
Totals	23-64	9-29	14-23	40	15	18	69

Percentages:	1st half	2nd half	Game
Field Goals	10/32-31.3	13/32-40.6	23/64-35.9
3-pt FG	3/15-20.0	6/14-42.9	9/29-31.0
Free Throws	5/8-62.5	9/15-60.0	14/23-60.9

Turnovers: Tennessee 27, Kentucky 14
Technicals: none

Game Sixteen

January 29, 1995 ■ Bud Walton Arena — Fayetteville, Ark. ■ Attendance: 20,298

	1st	2nd	Final
#5 Kentucky	47	45	92
#9 Arkansas	49	45	94

The highlight of Super Bowl Sunday took place in Fayetteville, Ark., as the Cats and Hogs battled to the wire ... During the first half, the archrivals combined to hit 16 three-pointers — nine by UK and seven by UA ... For the game, the Cats and Hogs connected on 14 and nine threes, respectively ... Tony Delk, who hit four of his first five three-point attempts, helped Kentucky pull ahead by as many as nine points in the opening period ... But it was Reggie Garrett's three-pointer from 44 feet at the buzzer that gave Arkansas a 49-47 halftime lead ... During the second half, the Razorbacks led by as many as eight points, only to have the Wildcats come back to tie the score at 88 with 3:11 left ... After trading baskets, Kentucky's Walter McCarty put back a missed shot to give the Cats a 92-91 lead with 24 seconds remaining ... But Scotty Thurman's jumper with eight seconds on the clock put the Hogs ahead to stay at 93-92 ... Delk finished with a career-high 31 points to lead all scorers ... For Arkansas, Corliss Williamson scored 28 points and grabbed nine rebounds.

Kentucky	FG	3FG	FT	R	A	PF	TP
Rodrick Rhodes	4-13	1-6	2-2	3	7	2	11
Walter McCarty	7-9	2-3	0-0	7	2	4	16
Andre Riddick	1-6	0-0	0-1	8	1	4	2
Tony Delk	9-15	6-9	7-8	3	2	3	31
Jeff Sheppard	5-9	2-5	2-2	3	2	5	14
Jared Prickett	1-2	0-0	0-0	1	0	2	2
Anthony Epps	2-3	2-3	2-2	0	4	0	8
Antoine Walker	1-3	1-1	0-0	1	1	1	3
Mark Pope	1-2	0-0	3-4	2	0	4	5
Chris Harrison	0-1	0-1	0-0	0	0	1	0
Allen Edwards	0-1	0-1	0-0	0	0	0	0
Team				4			
Totals	31-64	14-29	16-19	32	19	26	92

Percentages:	1st half	2nd half	Game
Field Goals	15/30-50.0	16/34-47.1	31/64-48.4
3-pt FG	9/16-56.3	5/13-38.5	14/29-48.3
Free Throws	8/11-72.7	8/8-100.0	16/19-84.2

Arkansas	FG	3FG	FT	R	A	PF	TP
Corliss Williamson	9-15	0-0	10-13	9	3	1	28
Scotty Thurman	5-6	4-5	8-8	4	2	2	22
Dwight Stewart	2-7	2-5	0-0	3	2	5	6
Clint McDaniel	2-5	1-4	4-6	1	4	2	9
Corey Beck	2-5	0-1	4-5	6	8	4	8
Reggie Garrett	3-6	1-2	1-1	0	0	4	8
Darnell Robinson	4-8	0-2	0-0	4	1	1	8
Alex Dillard	2-4	1-2	0-0	0	0	1	5
Lee Wilson	0-1	0-0	0-0	2	0	0	0
Team				4			
Totals	29-57	9-21	27-33	33	20	20	94

Percentages:	1st half	2nd half	Game
Field Goals	9/27-33.3	10/32-31.3	19/59-32.2
3-pt FG	0/6-0.0	3/7-42.9	3/13-23.1
Free Throws	15/20-75	3/6-50	18/26-69.2

Turnovers: Arkansas 18, Kentucky 15
Technicals: Kentucky's Jeff Sheppard

Game Seventeen

February 1, 1995 ■ Rupp Arena — Lexington, Ky. ■ Attendance: 22,740

	1st	2nd	Final
South Carolina	32	40	72
#6 Kentucky	40	50	90

The Cats cruised to one of its easiest victories of the season, scoring first and never trailing the entire game ... The only misfortune in Kentucky's 14th win of the season was the loss of leading scorer Tony Delk ... Delk suffered a sprained left shoulder late in the first half and was unable to return to action ... Rodrick Rhodes led the way for the Cats with 19 points and five rebounds as four UK players scored in double figures ... Mark Pope added 13 points and seven boards to the Kentucky cause ... For the Gamecocks, Malik Russell scored 22 points and grabbed 10 rebounds.

South Carolina	FG	3FG	FT	R	A	PF	TP
Carey Rich	5-10	1-4	3-4	3	0	2	14
Melvin Watson	5-10	0-3	0-0	2	6	3	10
Andy Bostick	2-6	0-2	0-0	3	1	1	4
Malik Russell	7-11	2-3	6-11	10	1	1	22
Pete Van Elswyk	3-4	0-0	0-1	5	0	1	6
William Unseld	2-12	0-1	4-4	6	1	1	8
Ryan Stack	2-5	0-1	3-4	2	2	4	7
George Formanek	0-1	0-0	1-2	1	0	1	0
Shawn Wingate	0-0	0-0	0-0	0	0	0	0
Team				4			
Totals	26-59	3-14	17-26	36	11	14	72

Percentages:	1st half	2nd half	Game
Field Goals	14/27-51.9	12/32-37.5	26/59-44.1
3-pt FG	1/7-14.3	2/7-28.6	3/14-21.4
Free Throws	3/6-50.0	14/20-70.0	17/26-65.4

Kentucky	FG	3FG	FT	R	A	PF	TP
Rodrick Rhodes	7-15	3-7	2-4	5	6	4	19
Walter McCarty	4-8	0-1	0-1	5	3	1	8
Andre Riddick	6-7	0-0	0-0	5	1	5	12
Tony Delk	3-6	2-3	1-2	1	0	0	9
Jeff Sheppard	4-10	1-5	2-3	3	0	2	11
Anthony Epps	2-8	2-7	2-2	2	12	0	8
Mark Pope	4-6	1-2	4-4	7	0	3	13
Antoine Walker	3-6	0-0	2-2	6	2	1	8
Jared Prickett	1-2	0-0	0-0	1	0	1	2
Allen Edwards	0-1	0-1	0-0	0	0	2	0
Team				2			
Totals	34-69	9-26	13-18	37	24	19	90

Percentages:	1st half	2nd half	Game
Field Goals	16/30-53.3	18/39-46.2	34/69-49.3
3-pt FG	5/11-45.5	4/15-26.7	9/26-34.6
Free Throws	3/4-75.0	10/14-71.4	13/18-72.2

Turnovers: South Carolina 20, Kentucky 13
Technicals: none

Game Eighteen

February 5, 1995 ■ Rupp Arena — Lexington, Ky. ■ Attendance: 23,851

	1st	2nd	Final
#10 Syracuse	24	47	71
#6 Kentucky	29	48	77

Turnovers dominated the statistics following the game between two of the nation's top-ranked teams ... Syracuse committed 33 turnovers and UK committed 25 in the nationally televised game ... During the low-scoring first half, the Wildcats and Orangemen traded the lead four times ... By the end of the half, due to their rash of turnovers — 18 by Syracuse, 14 by Kentucky — the Cats led 29-24 ... The play didn't improve in the second 20 minutes as both teams squandered opportunities to build leads thanks to numerous mistakes ... Syracuse led by as many as three points in the second half, including a 42-39 lead at the 13:45 mark ... But Rick Pitino's squad went on an 11-0 run to take a 50-42 lead ... After the visitors battled back to tie at 60 with 6:51 remaining, the Cats used an 11-4 blitz en route to a 77-71 win ... Tony Delk, playing with a sprained left shoulder, led the Cats with 16 points ... Walter McCarty also added 15 points and nine rebounds ... Syracuse's Lawrence Moten led all scorers with 23 points.

Syracuse	FG	3FG	FT	R	A	PF	TP
Lucious Jackson	5-11	2-6	1-2	8	1	3	13
John Wallace	5-12	0-0	5-7	11	0	2	15
JB Reafsynder	1-4	0-0	0-1	5	1	2	2
Michael Lloyd	1-8	0-1	0-0	4	2	2	2
Lawrence Moten	7-15	4-8	5-6	4	2	3	23
Lazarus Sims	2-4	0-0	1-2	2	2	3	5
Otis Hill	2-3	0-0	2-4	3	0	4	6
Todd Burgan	2-3	1-1	0-0	0	0	2	5
Team				4			
Totals	25-60	7-16	14-22	41	8	21	71

Percentages:	1st half	2nd half	Game
Field Goals	7/26-26.9	18/34-52.9	25/60-41.7
3-pt FG	1/4-25.0	6/12-50.0	7/16-43.8
Free Throws	9/12-75.0	5/10-50.0	14/22-63.6

Kentucky	FG	3FG	FT	R	A	PF	TP
Rodrick Rhodes	0-3	0-1	4-4	4	6	1	4
Walter McCarty	4-10	1-2	6-6	9	1	2	15
Andre Riddick	4-6	0-0	3-4	5	1	4	11
Tony Delk	7-21	1-6	1-4	4	2	2	16
Jeff Sheppard	2-5	1-1	2-4	2	2	3	7
Mark Pope	3-6	1-2	1-2	6	0	3	8
Antoine Walker	3-7	0-1	3-4	4	1	1	9
Anthony Epps	2-4	1-2	0-0	2	1	2	5
Jared Prickett	0-2	0-0	2-2	2	1	2	2
Team				1			
Totals	25-64	5-15	22-30	40	15	20	77

Percentages:	1st half	2nd half	Game
Field Goals	13/40-32.5	12/24-50.0	25/64-39.1
3-pt FG	1/8-12.5	4/7-57.1	5/15-33.3
Free Throws	2/3-66.7	20/27-74.1	22/30-73.3

Turnovers: Syracuse 33, Kentucky 25
Technicals: None

Game Nineteen

February 8, 1995 ■ Thompson-Boling Arena — Knoxville, Tenn. ■ Attendance: 22,317

	1st	2nd	Final
#5 Kentucky	39	29	68
Tennessee	24	24	48

When Tennessee center Steve Hamer left just 1:14 into the contest with an injury, the Cats dominated both the paint and the game ... Forward Jared Prickett scored 15 points and grabbed nine rebounds against the smaller Tennessee defenders and guard Tony Delk scored inside and out tallying 19 points in the victory ... In the process, he became the 42nd player in UK history to score 1,000 career points ... Damon Johnson led UT with 19 points ... The Cats outrebounded the Vols 36-20 for the game.

Kentucky	FG	3FG	FT	R	A	PF	TP
Rodrick Rhodes	1-6	0-3	2-3	2	3	4	4
Walter McCarty	2-4	1-1	1-2	3	1	3	6
Andre Riddick	1-1	0-0	0-2	0	0	0	2
Tony Delk	7-14	2-4	3-3	3	1	1	19
Jeff Sheppard	1-2	0-1	0-0	2	1	0	2
Mark Pope	4-8	0-1	0-0	8	0	3	8
Jared Prickett	7-10	0-0	1-2	9	2	1	15
Anthony Epps	2-2	2-2	0-0	1	3	1	6
Antoine Walker	2-2	0-0	0-0	4	3	4	4
Chris Harrison	0-1	0-1	0-0	0	0	0	0
Allen Edwards	1-1	0-0	0-0	2	1	0	2
Team				2			
Totals	28-51	5-13	7-12	36	15	17	68

Percentages:	1st half	2nd half	Game
Field Goals	15/27-55.6	13/24-54.2	28/51-54.9
3-pt FG	4/8-50.0	1/5-20.0	5/13-38.5
Free Throws	5/10-50.0	2/2-100.0	7/12-58.3

Tennessee	FG	3FG	FT	R	A	PF	TP
Damon Johnson	8-17	0-0	3-6	3	4	3	19
Shane Carnes	3-9	3-5	0-1	4	3	1	9
Steve Hamer	0-0	0-0	0-0	0	0	0	0
Alico Dunk	0-1	0-0	0-0	2	2	2	0
Shane Williams	5-11	2-4	0-0	5	3	0	12
Kevin Whitted	4-6	0-0	0-0	2	1	3	8
Jason Moore	0-2	0-1	0-0	1	1	1	0
Clint Newman	0-1	0-0	0-0	0	0	0	0
Team				3			
Totals	20-47	5-10	3-7	20	14	10	48

Percentages:	1st half	2nd half	Game
Field Goals	10/21-47.6	10/26-38.5	20/47-42.6
3-pt FG	3/5-60.0	2/5-40.0	5/10-50.0
Free Throws	1/3-33.3	2/4-50.0	3/7-42.9

Turnovers: Kentucky 15, Tennessee 15
Technicals: none

Game Twenty

February 12, 1995 ■ Joyce Center — South Bend, Ind. ■ Attendance: 11,418

	1st	2nd	Final
#5 Kentucky	45	52	97
Notre Dame	29	29	58

Kentucky handed the Fighting Irish their worst homecourt loss since 1898, their worst loss in 24 years and their sixth-worst loss of all time ... The Cats jumped out to a 16-3 lead with Walter McCarty scoring 12 points in the first five minutes ... The Wildcats, who cooled slightly from a 59.3% first-half shooting performance, managed to build steadily on their lead by hitting 48.4% in the second half and 53.4% for the game ... UK's defense was suffocating, allowing the Irish only 14 field goals for the game ... McCarty led the Cats with 20 points and seven rebounds, while freshman forward Antoine Walker scored 13 points and pulled down a career-high nine rebounds ... Ryan Hoover and Derek Manner had 12 points each for Notre Dame.

Kentucky	FG	3FG	FT	R	A	PF	TP
Rodrick Rhodes	1-7	0-2	1-2	6	5	4	3
Walter McCarty	7-12	4-6	2-2	7	4	1	20
Andre Riddick	1-3	0-0	1-1	4	0	4	3
Tony Delk	5-8	3-6	0-2	1	2	2	13
Jeff Sheppard	3-5	0-1	4-4	0	5	3	10
Chris Harrison	2-4	2-4	0-0	1	0	2	6
Cameron Mills	0-1	0-1	0-0	0	0	0	0
Allen Edwards	1-1	1-1	0-0	1	0	0	3
Antoine Walker	3-5	0-2	7-8	9	2	4	13
Anthony Epps	2-3	2-2	5-6	2	3	1	11
Jared Prickett	6-8	0-0	1-1	5	2	1	13
Scott Padgett	0-1	0-1	2-2	2	0	1	2
Mark Pope	0-0	0-0	0-0	0	0	4	0
Team				1			
Totals	31-58	12-26	23-28	39	23	27	97

Percentages:	1st half	2nd half	Game
Field Goals	16/27-59.3	15/31-48.4	31/58-53.4
3-pt FG	5/11-45.5	7/15-46.7	12/26-46.2
Free Throws	8/10-80.0	15/18-83.3	23/28-82.1

Notre Dame	FG	3FG	FT	R	A	PF	TP
Jason Williams	2-3	0-1	0-1	1	0	3	4
Pat Garrity	1-8	0-1	5-8	2	0	1	7
Marcus Young	3-3	0-0	0-0	2	0	4	6
Ryan Hoover	3-5	1-3	5-6	0	0	2	12
Lamarr Justice	1-4	0-0	1-2	4	6	4	3
Derek Manner	2-7	1-1	7-8	3	0	0	12
Admore White	1-2	1-1	3-4	1	1	3	6
Keith Kurowski	0-1	0-0	1-2	0	1	0	1
Pete Miller	0-1	0-0	2-2	0	0	2	2
Billy Taylor	0-1	0-0	2-3	0	0	0	2
Matt Gotsch	1-2	0-0	0-0	3	0	2	2
Brian Watkins	0-5	0-0	1-4	4	1	2	1
Team				4			
Totals	14-42	3-7	27-40	24	9	23	58

Percentages:	1st half	2nd half	Game
Field Goals	7/21-33.3	7/21-33.3	14/42-33.3
3-pt FG	1/5-20.0	2/2-100.0	3/7-42.9
Free Throws	14/24-58.3	13/16-81.3	27/40-67.5

Turnovers: Notre Dame 23, Kentucky 19
Technicals: Kentucky's Andre Riddick

Game Twenty-One

February 14, 1995 ■ Rupp Arena — Lexington, Ky. ■ Attendance: 24,125

	1st	2nd	Final
#23 Mississippi State	38	38	76
#4 Kentucky	37	34	71

The 23rd-ranked Mississippi State Bulldogs shocked the UK crowd, winning for the first time in Rupp Arena and for the first time in Lexington since 1967 ... After a see-saw first half, the Bulldogs extended their lead to as many as nine points in the second period, but the Cats clawed back ... A three-pointer by Mark Pope with 18 seconds remaining pulled UK within three at 74-71 ... But State's Marcus Bullard stepped to the free throw line and made two free throws to seal the Bulldogs 76-71 victory ... Forward Marcus Grant scored 23 points, including six three-pointers, to lead State ... Guard Darryl Wilson connected on three treys as the 'Dogs hit 11 of 20 three-point attempts (55.0%) ... Inside, MSU center Erick Dampier finished with 17 points and 13 rebounds ... Kentucky did manage to outrebound the Bulldogs, 38-32, and force 24 turnovers ... Tony Delk led UK with 16 points, followed closely by Rodrick Rhodes with 15 and Pope with 12.

Mississippi State	FG	3FG	FT	R	A	PF	TP
Marcus Grant	8-14	6-8	1-1	5	7	2	23
Marcus Bullard	5-7	2-4	3-4	2	2	2	15
Erick Dampier	7-9	0-0	3-4	13	3	3	17
Darryl Wilson	4-10	3-7	2-5	2	3	3	13
T.J. Honore	3-6	0-1	2-2	2	3	2	8
Russell Walters	0-1	0-0	0-0	0	0	1	0
Whit Hughes	0-0	0-0	0-0	2	1	1	0
Jay Walton	0-0	0-0	0-0	0	1	0	0
Team				6			
Totals	27-47	11-20	11-16	32	20	14	76

Percentages:	1st half	2nd half	Game
Field Goals	14/26-53.8	13/21-61.9	27/47-57.4
3-pt FG	6/10-60.0	5/10-50.0	11/20-55.0
Free Throws	4/4-100.0	7/12-58.3	11/16-68.8

Kentucky	FG	3FG	FT	R	A	PF	TP
Rodrick Rhodes	6-17	1-6	2-2	7	2	2	15
Walter McCarty	4-10	0-2	0-0	6	1	4	8
Andre Riddick	0-0	0-0	0-0	0	0	3	0
Tony Delk	5-13	4-11	2-2	4	3	1	16
Jeff Sheppard	4-13	1-7	0-1	4	2	2	9
Anthony Epps	2-11	1-4	0-0	2	4	0	5
Mark Pope	5-6	2-2	0-0	8	3	4	12
Jared Prickett	2-7	0-1	0-1	4	2	1	4
Antoine Walker	1-3	0-1	0-0	0	0	1	2
Team				3			
Totals	29-80	9-34	4-6	38	17	18	71

Percentages:	1st half	2nd half	Game
Field Goals	15/38-39.5	14/42-33.3	29/80-36.3
3-pt FG	5/16-31.3	4/18-22.2	9/34-26.5
Free Throws	2/2-100.0	2/4-50.0	4/6-66.7

Turnovers: Mississippi State 24, Kentucky 11
Technicals: none

Game Twenty-Two

February 18, 1995 ■ Rupp Arena — Lexington, Ky. ■ Attendance: 24,320

	1st	2nd	Final
Florida	40	37	77
#4 Kentucky	33	54	87

Despite falling behind early and trailing by as many as 11 points, the fourth-ranked Wildcats found a way to win ... Florida scored first and shot a blistering 59.1% during the first half, compared to only 31.6% by the Cats ... The difference enabled the Gators to take a 40-33 lead into the lockerroom at halftime ... The Wildcats warmed up considerably in the second half, connecting on 51.5% from the field ... Still, it was not until the final four minutes when a turnaround jumper by Jared

Prickett gave UK a 72-71 lead that the Cats were able to pull ahead to stay ... From that point on, Kentucky outscored the Gators 15-6 for an 87-77 win ... Rodrick Rhodes led the Cats with 23 points, six rebounds, four assists and two steals ... Teammate Tony Delk added 19 points to the UK effort, but it was seldom-used reserve Chris Harrison who came in and gave the Cats a much-needed spark, hitting three treys and two crucial free throws ... Florida's Dan Cross led all scorers with 30 points while teammate Andrew DeClerq added 22.

Florida	FG	3FG	FT	R	A	PF	TP
Brian Thompson	1-2	0-0	0-0	2	0	2	2
Andrew DeClerq	8-11	0-1	6-9	7	1	3	22
Dametri Hill	5-11	0-0	2-2	7	1	5	12
Greg Williams	2-7	1-2	2-2	3	5	1	7
Dan Cross	7-13	0-1	16-16	5	5	4	30
Jason Anderson	1-1	0-0	0-0	3	1	4	2
LeRon Williams	1-2	0-0	0-0	1	0	1	2
Dan Williams	0-0	0-0	0-0	1	0	0	0
John Griffiths	0-0	0-0	0-0	1	0	0	0
Team				3			
Totals	25-47	1-4	26-29	33	13	20	77

Percentages:	1st half	2nd half	Game
Field Goals	13/22-59.1	12/25-48.0	25/47-53.2
3-pt FG	1/2-50.0	0/2-0.0	1/4-25.0
Free Throws	13/14-92.9	13/15-86.7	26/29-89.7

Kentucky	FG	3FG	FT	R	A	PF	TP
Rodrick Rhodes	7-15	1-3	8-11	6	4	4	23
Walter McCarty	2-9	0-4	2-2	5	1	4	6
Andre Riddick	1-1	0-0	0-0	0	0	3	2
Tony Delk	7-14	3-6	2-2	4	2	4	19
Jeff Sheppard	2-5	0-1	0-0	1	6	4	4
Mark Pope	3-5	2-3	6-7	4	2	1	14
Anthony Epps	1-7	0-2	0-0	1	3	0	2
Antoine Walker	0-3	0-0	0-1	2	0	1	0
Jared Prickett	3-6	0-0	0-2	6	1	1	6
Chris Harrison	3-6	3-6	2-2	1	0	0	11
Team				4			
Totals	29-71	9-25	20-27	34	19	22	87

Percentages:	1st half	2nd half	Game
Field Goals	12/38-31.6	17/33-51.5	29/71-40.8
3-pt FG	4/12-33.3	5/13-38.5	9/25-36.0
Free Throws	5/9-55.6	15/18-83.3	20/27-74.1

Turnovers: Florida 22, Kentucky 9
Technicals: none

Game Twenty-Three

February 21, 1995 ■ Coleman Coliseum — Tuscaloosa ■ Attendance: 15,043

	1st	2nd	Final
#6 Kentucky	33	39	72
#20 Alabama	20	32	52

The Wildcats expected a road battle from the 20th-ranked Crimson Tide ... But, other than a few close minutes early, the Cats were in total control ... Trailing 12-10 with 12:03 left in the first half, Kentucky went on a 23-8 run to take a 33-20 lead into the lockerroom at halftime ... Forward Walter McCarty, who scored eight points during the run, finished the first half with 12 points ... The Cats maintained their lead throughout the second half building to 20 by the final horn ... UK's seldom-used zone defense was very effective, holding the Tide to 30.3% shooting from the field, including 24.1% from three-point range ... Forward Rodrick Rhodes led the Cats with 16 points and eight rebounds while McCarty and Tony Delk added 14 points each ... Jason Caffey scored 13 points and grabbed nine boards while Antonio McDyess added 12 points for the Tide ... The victory clinched at least a tie for the SEC East championship for Kentucky.

Kentucky	FG	3FG	FT	R	A	PF	TP
Rodrick Rhodes	4-11	0-1	8-8	8	2	2	16
Walter McCarty	7-12	0-3	0-1	8	0	3	14
Tony Delk	6-10	1-4	1-2	5	1	0	14
Jeff Sheppard	1-4	0-0	4-4	1	2	3	6
Andre Riddick	2-6	0-0	0-0	3	1	4	4
Chris Harrison	2-5	2-4	0-0	1	1	0	6
Allen Edwards	0-0	0-0	0-0	0	0	0	0
Antoine Walker	0-1	0-1	0-0	0	0	0	0
Anthony Epps	0-0	0-0	0-0	0	0	0	0
Jared Prickett	2-5	0-0	2-4	0	3	2	6
Mark Pope	2-3	0-0	2-2	7	1	2	6
Team				4			
Totals	26-57	3-13	17-21	37	11	16	72

Percentages:	1st half	2nd half	Game
Field Goals	41.2%	52.2%	45.6%
3-pt FG	22.2%	25.0%	23.1%
Free Throws	60.0%	87.5%	81.0%

Alabama	FG	3FG	FT	R	A	PF	TP
Jamal Faulkner	3-15	2-9	1-2	8	2	0	9
Jason Caffey	5-11	0-0	3-10	9	0	1	13
Marvin Orange	2-4	2-4	0-0	0	3	0	6
Artie Griffin	2-5	2-5	1-2	6	2	3	7
Antonio McDyess	6-15	0-0	0-2	11	0	5	12
Terrance Bethel	0-1	0-1	0-0	1	1	0	0
Marco Whitfield	0-2	0-2	0-0	1	4	1	0
Eric Washington	0-7	0-6	0-0	0	1	0	1
Bryan Passink	1-3	1-2	0-0	2	1	3	3
Roy Rogers	1-3	0-0	0-0	4	1	1	2
Team				6			
Totals	20-66	7-29	5-16	48	15	15	52

Percentages:	1st half	2nd half	Game
Field Goals	23.3%	36.1%	30.3%
3-pt FG	15.4%	31.3%	24.1%
Free Throws	40.0%	16.7%	31.3%

Turnovers: Alabama 17, Kentucky 10
Technicals: none

Game Twenty-Four

February 25, 1995 ■ Memorial Gym — Nashville, Tenn. ■ Attendance: 15,208

	1st	2nd	Final
#6 Kentucky	24	47	71
Vanderbilt	29	31	60

Playing in one of the toughest gymnasiums in the south, Kentucky fell behind the Vanderbilt Commodores 13-4 before battling back to tie the game at 22 ... But a Vandy run just before half gave the home team a five-point lead at the break ... Hot Vanderbilt connected on 54.5% from the field during the first half while the cool Cats shot 35.7% from outside ... In the second period, the Cats turned to its defense, holding VU to 37.9% shooting from the field, 30.0% from the three-point arc ... After tying the game at 36 with 16:22 left, UK outscored the 'Dores 11-4 to take a 47-40 advantage ... Kentucky never trailed again ... Tennessee native Tony Delk led the Wildcats in scoring with 22 points, despite going scoreless from three-point range for the first time in 15 games ... Mark Pope and Rodrick Rhodes each added 12 points to the UK cause ... The Cats outrebounded the Commodores 43-30 ... Vandy was led by Ronnie McMahan's 17 points and Frank Seckar's 11.

Kentucky	FG	3FG	FT	R	A	PF	TP
Rodrick Rhodes	4-10	2-5	2-4	4	2	3	12
Walter McCarty	2-8	1-3	3-4	9	2	3	8
Andre Riddick	2-5	0-0	0-1	3	0	4	4
Tony Delk	8-17	0-5	6-6	5	1	1	22
Jeff Sheppard	2-4	1-2	2-3	4	2	3	7
Mark Pope	5-8	1-2	1-2	6	1	2	12
Antoine Walker	1-4	0-1	0-0	1	0	2	2
Anthony Epps	0-1	0-1	0-0	3	0	1	0
Jared Prickett	1-1	0-0	2-2	4	1	1	4
Chris Harrison	0-0	0-0	0-0	0	0	0	0
Team				4			
Totals	25-58	5-19	16-22	43	9	20	71

Percentages:	1st half	2nd half	Game
Field Goals	10/28-35.7	15/30-50.0	25/58-43.1
3-pt FG	1/10-10.0	4/9-44.4	5/19-26.3
Free Throws	3/5-60.0	13/17-76.5	16/22-72.7

Vanderbilt	FG	3FG	FT	R	A	PF	TP
Ronnie McMahan	6-18	5-11	0-0	3	2	3	17
Bryan Milburn	3-6	0-0	0-0	5	3	3	6
Chris Woodsl	3-5	0-0	0-0	5	1	2	6
Frank Seckar	5-9	1-3	0-2	3	5	2	11
Drew Maddux	2-7	1-2	1-2	4	2	3	6
Chad Sheron	0-0	0-0	0-0	0	0	0	0
Howard Pride	0-1	0-0	2-4	2	0	3	2
J.J. Lucas	2-3	0-0	2-2	2	1	1	6
Malik Evans	2-2	0-0	2-4	4	0	1	6
Team				2			
Totals	23-51	716	7-17	30	14	18	60

Percentages:	1st half	2nd half	Game
Field Goals	12/22-54.5	11/29-37.9	23/51-45.1
3-pt FG	4/6-66.7	3/10-30.0	7/16-43.8
Free Throws	1/5-20.0	6/12-50.0	7/17-41.2

Turnovers: Kentucky 13, Vanderbilt 14
Technicals: none

Game Twenty-Five

March 1, 1995 ■ Georgia Coliseum — Athens, Ga. ■ Attendance: 10,523

	1st	2nd	Final
#5 Kentucky	40	57	97
Georgia	26	48	74

Facing their third-consecutive road game, the fifth-ranked Wildcats expected to have their hands full with the Georgia Bulldogs, who saw victory as a ticket to the NCAA Tournament ... However, for the third time in three games, the Cats squashed the home team's upset plans ... And, for the first time since 1986, UK clinched the SEC Championship with an impressive 97-74 victory ... The Cats connected on 53.0% of their shots, including 40.0% from three-point range, while holding the Bulldogs to 40.3% and only 21.4% from outside the arc ... Kentucky came up with 13 steals, dished out 19

assists and harassed Georgia into 19 turnovers ... Tony Delk scored 16 points to lead six UK players in double figures ... Carlos Strong scored 21 points and grabbed nine rebounds to lead the Bulldogs.

Kentucky	FG	3FG	FT	R	A	PF	TP
Rodrick Rhodes	5-6	0-0	5-7	4	1	2	15
Walter McCarty	3-7	1-2	3-5	4	4	2	10
Andre Riddick	6-7	0-0	2-4	3	0	4	14
Tony Delk	7-14	1-4	1-3	5	5	2	16
Jeff Sheppard	3-11	0-3	4-5	2	3	3	10
Chris Harrison	0-0	0-0	0-0	0	1	1	0
Allen Edwards	0-0	0-0	0-0	0	0	0	0
Antoine Walker	2-5	1-2	6-7	7	0	2	11
Anthony Epps	3-4	2-2	0-0	2	1	1	8
Jared Prickett	4-6	0-0	0-0	1	1	2	8
Scott Padgett	0-2	0-0	0-0	0	0	2	0
Mark Pope	2-4	1-2	0-0	4	3	4	5
Team				4			
Totals	**35-66**	**6-15**	**21-31**	**37**	**19**	**25**	**97**

Percentages:	1st half	2nd half	Game
Field Goals	16/31-51.6	19/35-54.3	35/66-53.0
3-pt FG	4/8-50.0	2/7-28.6	6/15-40.0
Free Throws	4/7-57.1	17/24-70.8	21/31-67.7

Georgia	FG	3FG	FT	R	A	PF	TP
Carlos Strong	5-13	0-1	11-15	9	1	3	21
Shandon Anderson	3-14	1-3	2-9	6	1	3	9
Charles Claxton	2-5	0-0	4-6	8	0	4	8
Pertha Robinson	1-4	0-1	0-1	5	3	2	2
Katu Davis	4-10	1-5	4-5	6	6	3	13
Ty Wilson	0-0	0-0	0-0	0	0	2	0
Steve Jones	2-4	0-0	0-0	2	1	0	4
Curtis Carrington	4-8	1-4	0-0	4	0	2	9
Terrell Bell	4-4	0-0	0-0	3	0	4	8
Team				4			
Totals	**25-62**	**3-14**	**21-36**	**47**	**12**	**23**	**74**

Percentages:	1st half	2nd half	Game
Field Goals	11/31-35.5	14/31-45.2	25/62-40.3
3-pt FG	1/6-16.7	2/8-25.0	3/14-21.4
Free Throws	3/9-33.3	18/27-66.7	21/36-58.3

Turnovers: Georgia 19, Kentucky 11
Technicals: none

Game Twenty-Six

March 4, 1995 ■ Rupp Arena — Lexington, Ky. ■ Attendance: 24,325

	1st	2nd	Final
LSU	36	44	80
#5 Kentucky	63	64	127

With March Madness set to begin the following week, the Cats three-point shooting lit up a Senior Day crowd on hand to bid farewell to Andre Riddick and Chris Harrison ... In the process, UK set an SEC-game record 20 three-pointers in handing Dale Brown's team a 127-80 defeat ... For the game, UK connected on a school-record 57.1% from three-point range en route to scoring 127 points, a new Rupp Arena and all-time homecourt record ... All 13 UK players saw action as six Cats scored in double figures ... Tony Delk led the way with 27 points (six three-pointers), followed by Rodrick Rhodes with 17 and Harrison with a career-high 16 points ... For LSU, Clarence Ceasar scored 24 points and grabbed seven rebounds.

LSU	FG	3FG	FT	R	A	PF	TP
Landers Nolley	0-9	0-1	1-2	8	1	3	1
Quenton Thomas	0-2	0-1	0-0	0	4	4	0
Ronnie Henderson	8-18	2-4	4-6	3	0	4	22
Clarence Ceasar	8-17	4-9	4-6	7	5	3	24
Roman Rubchenko	8-14	2-5	2-4	7	1	4	20
Garrick Scott	1-5	0-0	2-5	3	0	0	4
David Bosley	1-2	1-1	0-0	1	5	0	3
Misha Mutavdzic	0-1	0-0	2-3	2	0	3	2
Alonzo Johnson	1-1	0-0	0-0	0	0	1	2
Djole Palfi	1-2	0-0	0-0	1	0	0	2
Team				5			
Totals	**28-71**	**9-21**	**15-26**	**37**	**16**	**22**	**80**

Percentages:	1st half	2nd half	Game
Field Goals	12/35-34.3	16/36-44.4	28/71-39.4
3-pt FG	3/7-42.9	6/14-42.9	9/21-42.9
Free Throws	9/15-60.0	6/11-54.5	15/26-57.7

Kentucky	FG	3FG	FT	R	A	PF	TP
Rodrick Rhodes	6-10	3-3	2-2	2	4	2	17
Walter McCarty	3-5	0-1	4-6	4	1	2	10
Andre Riddick	3-7	0-3	3-6	9	0	4	9
Tony Delk	8-12	6-8	5-5	0	0	3	27
Jeff Sheppard	2-5	0-0	0-0	2	4	1	4
Antoine Walker	4-7	2-4	1-1	6	1	1	11
Mark Pope	1-3	1-1	4-4	3	0	2	7
Anthony Epps	4-5	3-4	4-4	5	13	2	15
Jared Prickett	3-4	0-0	0-0	4	2	1	6
Chris Harrison	5-10	4-9	2-2	1	2	3	16
Allen Edwards	0-1	0-0	0-0	0	1	0	0
Scott Padgett	2-2	1-1	0-0	4	2	2	5
Cameron Mills	0-1	0-1	0-2	0	1	0	0
Team				1			
Totals	**41-72**	**20-35**	**25-32**	**41**	**31**	**23**	**127**

Percentages:	1st half	2nd half	Game
Field Goals	18/34-52.9	23/38-60.5	41/72-56.9
3-pt FG	12/18-66.7	8/17-47.1	20/35-57.1
Free Throws	15/18-83.3	10/14-71.4	25/32-78.1

Turnovers: LSU 22, Kentucky 15
Technicals: LSU's Quenton Thomas

Game Twenty-Seven

March 10, 1995 ■ SEC Tournament
The Georgia Dome — Atlanta, Ga. ■ Attendance: 26,049

	1st	2nd	Final
Auburn	38	43	81
#3 Kentucky	50	43	93

The third-ranked Wildcats used aggressive defense and strong rebounding to triumph over Auburn and advance to the SEC Tournament semifinals ... Kentucky forced the Tigers into 22 turnovers while winning the battle of the boards 49-37 ... Walter McCarty scored 22 points and grabbed a career-high 10 rebounds to lead three UK players in double figures ... Mark Pope added a career-high 19 points and matched McCarty's effort on the boards ... Moochie Norris led the Tigers in scoring with 20 ... The 12-point final margin (93-81) equaled the halftime spread (50-38).

Kentucky	FG	3FG	FT	R	A	PF	TP
Rodrick Rhodes	3-12	0-4	1-2	2	3	4	7
Walter McCarty	8-12	1-3	5-5	10	2	3	22
Andre Riddick	1-2	0-0	1-2	1	0	2	3
Tony Delk	3-13	1-5	0-2	5	3	4	7
Jeff Sheppard	5-7	2-3	2-2	4	1	4	14
Mark Pope	7-12	2-3	3-3	10	1	3	19
Jared Prickett	2-4	0-0	0-0	4	3	2	4
Anthony Epps	1-3	1-3	2-2	4	4	0	5
Antoine Walker	4-11	1-4	0-0	5	4	3	9
Chris Harrison	1-5	1-4	0-2	0	2	3	3
Team				4			
Totals	**35-81**	**9-29**	**14-20**	**49**	**23**	**28**	**93**

Percentages:	1st half	2nd half	Game
Field Goals	20/44-45.5	15/37-40.5	35/81-43.2
3-pt FG	6/17-35.3	3/12-25.0	9/29-31.0
Free Throws	4/4-100.0	10/16-62.5	14/20-70.0

Auburn	FG	3FG	FT	R	A	PF	TP
Chris Davis	5-12	0-0	7-7	7	1	4	17
Ray Donald	2-7	1-4	2-6	7	5	1	7
Pat Burke	5-11	0-1	3-4	6	2	2	13
Wes Flanigan	4-8	1-1	6-8	6	2	1	15
Moochie Norris	6-12	4-8	4-4	2	4	3	20
Jim Costner	1-1	0-0	0-0	2	0	1	2
Frank Williams	0-1	0-0	0-0	1	0	3	0
Lance Weems	2-6	2-5	1-2	4	1	4	7
Reid Clark	0-0	0-0	0-0	0	0	0	0
M. Springfield	0-0	0-0	0-0	0	0	0	0
Leroy Davis	0-0	0-0	0-0	0	0	0	0
Andre Jasquith	0-0	0-0	0-0	0	0	0	0
Team				2			
Totals	**25-58**	**8-19**	**23-31**	**37**	**15**	**19**	**81**

Percentages:	1st half	2nd half	Game
Field Goals	12/29-41.4	13/29-44.8	25/58-43.1
3-pt FG	4/8-50.0	4/11-36.4	8/19-42.1
Free Throws	10/14-71.4	13/17-76.5	23/31-74.2

Turnovers: Auburn 22, Kentucky 14
Technicals: none

Game Twenty-Eight

March 11, 1995 ■ SEC Tournament
The Georgia Dome — Atlanta, Ga. ■ Attendance: 28,966

	1st	2nd	Final
Florida	30	42	72
#3 Kentucky	45	41	86

By beating the Gators, Kentucky accomplished the unusual — it beat a good team three times in one season ... The Wildcats used hot shooting and tough defense to accomplish the task, hitting 53.0% from the field, including 50.0% from three-point range, while holding the Gators to 44.6% from the field and only 33.3% from outside the arc ... Freshman Antoine Walker scored a career-high 21 points and grabbed five rebounds to lead the way ... For Florida, Dan Cross finished with 24 points.

Kentucky	FG	3FG	FT	R	A	PF	TP
Rodrick Rhodes	3-9	2-5	0-0	3	5	2	8
Walter McCarty	1-1	0-0	2-2	1	1	5	4
Andre Riddick	1-2	0-0	0-1	1	0	2	2
Tony Delk	4-12	1-5	3-4	0	3	2	12
Jeff Sheppard	2-5	1-1	0-0	4	0	3	5
Mark Pope	5-6	2-3	4-5	8	1	5	16
Jared Prickett	1-2	0-0	0-0	3	2	0	2
Anthony Epps	3-4	0-1	2-2	0	7	3	8
Antoine Walker	7-10	3-3	4-4	5	2	2	21

Chris Harrison	3-4	2-3	0-0	0	1	2	8
Scott Padgett	0-1	0-1	0-0	0	0	0	0
Team				2			
Totals	30-56	11-22	15-18	27	22	26	86

Percentages:	1st half	2nd half	Game
Field Goals	18/29-62.1	12/27-44.4	30/56-53.6
3-pt FG	7/10-70.0	4/12-33.3	11/22-50.0
Free Throws	2/3-66.7	13/15-86.7	15/18-83.3

Florida	FG	3FG	FT	R	A	PF	TP
Brian Thompson	0-1	0-0	0-0	2	0	1	0
Andrew DeClerq	2-5	0-0	3-4	4	1	5	7
Dametri Hill	4-16	0-1	6-7	8	2	4	14
Greg Williams	4-9	1-3	2-2	5	2	3	11
Dan Cross	8-15	2-5	6-8	4	0	2	24
John Griffiths	1-1	0-0	0-0	0	0	0	2
Jason Anderson	4-6	0-0	1-3	5	3	1	9
LeRon Williams	2-3	0-0	0-0	3	0	1	4
Dan Williams	0-0	0-0	1-4	0	1	0	1
Tony Mickens	0-0	0-0	0-0	0	0	0	0
Damen Maddox	0-0	0-0	0-0	0	0	0	0
Team				5			
Totals	25-56	3-9	19-28	36	9	17	72

Percentages:	1st half	2nd half	Game
Field Goals	9/25-36.0	16/31-51.6	25/56-44.6
3-pt FG	1/3-33.3	2/6-33.3	3/9-33.3
Free Throws	11/16-68.8	8/12-66.7	19/28-67.9

Turnovers: Florida 14, Kentucky 11
Technicals: none

Game Twenty-Nine

March 12, 1995 ■ SEC Tournament Championship
The Georgia Dome — Atlanta, Ga. ■ Attendance: 30,067

	1st	2nd	OT	Final
#5 Arkansas	50	30	13	93
#3 Kentucky	44	36	15	95

Another classic between the two powers ... Arkansas connected on eight first-half threes and led by as many as 19 in the opening period ... But UK battled back to trail by six at the break ... The Cats closed the gap to three points early in the second half, but the Hogs again extended their lead to double figures ... Yet, it was far from over as UK stormed back to tie the score with a pair of Mark Pope free throws late in the game ... Then with one second left, Rodrick Rhodes missed two potential winning free throws and it was on to overtime ... Once again, the Cats fell behind, trailing by nine with 1:32 left in OT ... In the closing seconds, Arkansas' Corey Beck missed two potential game-winning free throws before Anthony Epps converted his two charity tosses with 19 seconds left to seal the UK win ... Freshman Antoine Walker turned in his second straight career-high performance, scoring 23 points, hauling in seven rebounds and coming up with three steals to earn tournament MVP honors ... Walker also tightened the reins on standout Scotty Thurman, holding him to two second-half points ... The 95-93 win gave UK its fourth straight SEC Tournament title and marked the third year in a row that the Cats knocked the Hogs out of the league tournament.

Kentucky	FG	3FG	FT	R	A	PF	TP
Rodrick Rhodes	2-4	0-1	5-8	3	0	3	9
Walter McCarty	5-10	0-1	1-1	6	0	3	11
Andre Riddick	0-2	0-0	2-2	1	0	4	2
Tony Delk	6-13	1-7	2-4	4	3	1	15
Jeff Sheppard	3-6	0-0	0-0	1	4	5	6
Mark Pope	4-7	1-1	3-6	10	0	3	12
Anthony Epps	2-7	1-5	3-3	1	7	0	8
Antoine Walker	9-17	0-2	5-5	7	1	1	23
Jared Prickett	2-2	0-0	3-3	5	1	1	7
Chris Harrison	1-2	0-1	0-0	1	1	0	2
Team				1			
Totals	34-70	3-18	24-32	40	17	21	95

Percentages:	1st half	2nd half	Game
Field Goals	16/25-64.0	18/45-40.0	34/70-48.6
3-pt FG	1/6-16.7	2/12-16.7.5	3/18-16.7
Free Throws	11/16-68.8	13/16-81.3	24/32-75.0

Arkansas	FG	3FG	FT	R	A	PF	TP
Scotty Thurman	7-15	3-9	0-0	3	4	3	17
Corliss Williamson	9-18	0-0	4-5	7	3	5	22
Darnel Robinson	5-10	1-2	3-4	9	2	3	14
Clint McDaniel	5-11	3-5	3-6	4	2	5	16
Corey Beck	4-5	0-0	2-4	6	5	3	10
Lee Wilson	1-2	0-0	0-0	1	0	1	2
Dwight Stewart	0-4	0-3	0-0	6	4	3	0
Alex Dillard	1-2	1-2	0-0	0	0	0	3
Davor Rimac	3-5	3-3	0-0	0	1	0	9
Elmer Martin	0-1	0-1	0-0	0	1	0	0
Reggie Garrett	0-0	0-0	0-0	0	0	0	0
Team				6			
Totals	35-73	11-25	12-19	42	22	23	93

Percentages:	1st half	2nd half	Game
Field Goals	19/35-54.3	16/38-42.1	35/73-47.9
3-pt FG	8/14-57.1	3/11-27.3	11/25-44.0
Free Throws	4/6-66.7	8/13-61.5	12/19-63.2

Turnovers: Arkansas 19, Kentucky 19
Technicals: none

Game Thirty

March 16, 1995 ■ NCAA First Round
The Pyramid — Memphis, Tenn. ■ Attendance: 19,120

	1st	2nd	Final
Mount St. Mary's	36	31	67
#2 Kentucky	59	54	113

The Southeast's No. 1 seed opened NCAA Tournament play blistering the Mount Saint Mary's squad ... Five Wildcats scored in double figures as UK tallied 113 points — a school record for NCAA play ... For the game, Kentucky connected on 56.9% from the field, including 52.0% from the three-point arc ... The Mountaineers hit only 33.3% from the field ... Tony Delk led UK in scoring with 20 points, followed by Walter McCarty with 17 and Jared Prickett with 16 ... Mount Saint Mary's got 20 points from Chris McGuthrie ... The Cats, who connected on 13 three-pointers and outrebounded MSM 56-38, won by 46 points — another school record for an NCAA game.

Kentucky	FG	3FG	FT	R	A	PF	TP
Rodrick Rhodes	1-2	0-0	7-8	5	6	3	9
Walter McCarty	7-12	3-3	0-2	11	1	3	17
Andre Riddick	1-2	0-0	0-0	5	0	4	2
Tony Delk	6-10	3-6	5-6	1	0	2	20
Jeff Sheppard	3-5	1-2	0-0	1	7	2	7
Antoine Walker	3-7	1-2	3-7	8	1	2	10
Anthony Epps	3-4	1-1	0-0	4	8	0	7
Mark Pope	4-4	2-2	3-6	8	1	3	13
Jared Prickett	8-10	0-0	0-2	6	2	2	16
Chris Harrison	1-7	1-6	0-0	1	2	0	3
Allen Edwards	3-4	1-2	0-0	0	4	0	7
Scott Padgett	1-4	0-0	0-0	3	1	1	2
Cameron Mills	0-1	0-1	0-0	0	0	1	0
Team				3			
Totals	41-72	13-25	18-31	56	33	23	113

Percentages:	1st half	2nd half	Game
Field Goals	23/37-62.2	18/35-51.4	41/72-56.9
3-pt FG	8/16-50.0	5/9-55.6	13/25-52.0
Free Throws	5/10-50.0	13/21-61.9	18/31-58.1

Mount Saint Mary's	FG	3FG	FT	R	A	PF	TP
Mike Brown	0-5	0-0	0-1	2	1	4	0
Silas Cheung	0-6	0-2	3-4	2	2	3	3
Randy Edney	3-10	0-0	3-8	4	0	4	9
Chris McGuthrie	6-17	5-11	3-5	5	4	2	20
Riley Inge	5-8	2-3	3-4	8	8	3	15
Michael Watson	2-6	0-0	1-2	3	0	5	5
Jeff Balistrere	0-1	0-0	3-7	1	0	1	3
Gerben Van Dorpe	5-7	1-1	0-0	6	2	2	0
Sefton Robinson	0-2	0-1	0-0	0	0	2	0
John Kelly	0-1	0-0	1-2	0	0	0	1
Team				7			
Totals	21-63	8-18	17-33	38	17	26	67

Percentages:	1st half	2nd half	Game
Field Goals	11/33-33.3	10/30-33.3	21/63-33.3
3-pt FG	3/9-33.3	5/9-55.6	8/18-44.4
Free Throws	11/14-78.6	6/19-31.6	17/33-51.5

Turnovers: Mount Saint Mary's 15, Kentucky 13
Technicals: none

Game Thirty-One

March 18, 1995 ■ NCAA Second Round
The Pyramid — Memphis, Tenn. ■ Attendance: 19,120

	1st	2nd	Final
Tulane 24	36	60	
#2 Kentucky	41	41	82

The Wildcats used aggressive pressure defense to cruise to victory over Tulane ... The Cats harassed the Green Wave into 22 turnovers and held Tulane to 39.3% from the field, including a low 13.3% from three-point range ... Rodrick Rhodes, who scored 14 points (10-of-12 free throws), led six Kentucky players in double figures ... Joining him were Jeff Sheppard (11 pts.), Tony Delk (11 pts.), Walter McCarty (10 pts., 6 reb.), Jared Prickett (10 pts., 8 reb.) and Anthony Epps (10 pts., 4 stl.) ... For Tulane, Rayshard Allen scored 29 points and grabbed eight rebounds.

Kentucky	FG	3FG	FT	R	A	PF	TP
Rodrick Rhodes	2-7	0-0	10-12	5	6	4	14
Walter McCarty	4-6	0-1	2-3	6	0	4	10
Andre Riddick	2-3	0-0	0-0	0	0	2	4
Tony Delk	4-9	2-4	1-2	2	4	2	11
Jeff Sheppard	4-8	1-1	2-2	1	2	1	11
Mark Pope	2-4	0-1	0-0	3	1	4	4
Jared Prickett	4-9	0-1	2-3	8	1	2	10
Antoine Walker	3-5	0-1	0-0	8	3	1	6
Anthony Epps	2-3	2-2	4-4	2	2	0	10
Chris Harrison	1-3	0-2	0-0	0	1	0	2
Allen Edwards	0-1	0-1	0-0	1	1	1	0
Team				1			
Totals	28-58	5-14	21-26	37	21	21	82

Percentages:	1st half	2nd half	Game
Field Goals	15/28-53.6	13/30-43.3	28/58-48.3
3-pt FG	2/8-25.0	3/6-50.0	5/14-35.7
Free Throws	9/12-75.0	12/14-85.7	21/26-80.8

Tulane	FG	3FG	FT	R	A	PF	TP
Rayshard Allen	12-15	0-0	5-6	8	2	4	29
LaVeldro Simmons	1-9	0-2	2-2	2	2	3	4
Jerald Honeycutt	3-9	1-4	2-2	5	2	4	9
Antonio Jackson	0-2	0-1	0-1	2	2	2	0
Kim Lewis	2-9	1-5	2-7	7	4	3	7
Chris Cameron	0-3	0-2	2-2	1	1	2	2
Correy Childs	4-9	0-1	1-2	2	0	2	9
Lawrence Nelson	0-0	0-0	0-1	1	0	3	0
Team				7			
Totals	22-56	2-15	14-23	35	13	23	60

Percentages:	1st half	2nd half	Game
Field Goals	9/28-32.1	13/28-46.4	22/56-39.3
3-pt FG	0/6-00.0	2/9-22.2	2/15-13.3
Free Throws	6/13-46.2	8/10-80.0	14/23-60.9

Turnovers: Kentucky 16, Tulane 22
Technicals: none

Game Thirty-Two

March 23, 1995 ■ NCAA Southeast Regional
BJCC — Birmingham, Ala. ■ Attendance: 17,458

	1st	2nd	Final
#16 Arizona State	34	39	73
#2 Kentucky	42	55	97

Again the Cats looked superb on both ends of the court ... Defensively, Kentucky forced the Sun Devils into 20 turnovers and came away with 12 steals ... On the defensive boards, the Cats outbattled Arizona State 32-23 ... Offensively, UK connected on 55.9% from the field, including a hot 50.0% from three-point range ... The Cats also dished out an impressive 27 assists ... Guard Tony Delk led the way for UK with 26 points and five rebounds ... Teammates Rodrick Rhodes (16 pts., 5 reb.) and Andre Riddick (15 pts., 6 reb.) also performed impressively ... For Arizona State, Ron Riley was the leading scorer with 20 points and nine rebounds ... The 97-73 victory advanced the Cats to the Regional Final for the third time during the Pitino Era.

Kentucky	FG	3FG	FT	R	A	PF	TP
Rodrick Rhodes	6-8	1-2	3-3	5	8	0	16
Walter McCarty	3-4	0-1	4-4	5	1	2	10
Andre Riddick	6-8	0-0	3-6	6	0	3	15
Tony Delk	11-18	3-5	1-2	5	1	2	26
Jeff Sheppard	2-5	0-0	0-0	1	5	3	4
Chris Harrison	2-2	2-2	0-0	0	0	0	6
Allen Edwards	1-2	0-1	0-0	0	0	0	2
Antoine Walker	3-13	1-1	2-2	10	2	2	9
Anthony Epps	2-3	0-1	0-0	2	7	1	4
Jared Prickett	1-2	0-0	0-0	2	3	3	2
Mark Pope	1-3	0-1	1-2	2	0	3	3
Team				2			
Totals	38-68	7-14	14-19	40	27	19	97

Percentages:	1st half	2nd half	Game
Field Goals	17/33-51.5	21/35-60.0	38/68-55.9
3-pt FG	3/4-75.0	4/10-40.0	7/14-50.0
Free Throws	5/9-55.6	9/10-90/0	14/19-73.7

Arizona State	FG	3FG	FT	R	A	PF	TP
Ron Riley	6-16	4-8	4-8	9	0	3	20
Quincy Brewer	3-4	0-0	1-5	4	1	2	7
Mario Bennett	5-12	1-3	5-8	8	4	4	16
Marcell Capers	0-3	0-1	4-4	0	5	4	4
Jeremy Veal	4-9	4-6	0-0	2	0	4	12
James Bacon	1-4	0-0	0-0	1	0	1	2
Isaac Burton	4-10	4-10	0-0	7	3	2	12
Joe Zaletel	0-0	0-0	0-0	0	0	0	0
Team				1			
Totals	23-58	13-28	14-25	32	13	20	73

Percentages:	1st half	2nd half	Game
Field Goals	12/31-387	11/27-40.7	23/58-39.7
3-pt FG	5/12-41.7	8/16 50.0	13/28-46.4
Free Throws	5/11-45.5	9/14-64.3	14/25-56.0

Turnovers: Kentucky 10, Arizona State 20
Technicals: none

Game Thirty-Three

March 25, 1995 ■ NCAA Southeast Regional Championship
BJCC — Birmingham, Ala. ■ Attendance: 17,721

	1st	2nd	Final
#4 North Carolina	34	40	74
#2 Kentucky	31	30	61

The Cats experienced their worst shooting performance of the season just one game shy of the Final Four ... In a game in which neither of the nation's winningest programs executed efficiently on offense, the Wildcats were the big losers, connecting on a season-low 28.0% from the field and only 19.4% from three-point range (7-36) ... Despite such a dismal performance, UK kept it close with its trademark tenacious defense ... The Cats forced the Tar heels into 20 turnovers and came up with 13 steals, while holding Carolina's highly touted three-point attack to 26.7% ... But the Cats' play was never the same after a first half scuffle involving Carolina's Rasheed Wallace and UK's Andre Riddick ... Jerry Stackhouse and Donald Williams each scored 18 points for the Tar heels, while Wallace added 12 ... For Kentucky, Tony Delk led all scorers with 19 points and Walter McCarty added 14.

Kentucky	FG	3FG	FT	R	A	PF	TP
Rodrick Rhodes	2-10	0-6	3-4	0	4	4	7
Walter McCarty	5-9	2-4	2-2	3	2	4	14
Andre Riddick	2-5	0-0	2-4	5	1	4	6
Tony Delk	7-21	5-14	0-0	4	3	2	19
Jeff Sheppard	2-9	0-4	0-0	5	2	1	4
Chris Harrison	0=3	0-2	0-0	0	0	1	0
Antoine Walker	1-5	0-2	0-0	6	0	4	2
Anthony Epps	0-5	0-3	4-4	2	4	1	4
Jared Prickett	2-6	0-0	0-0	5	3	0	4
Mark Pope	0-2	0-1	1-2	3	0	2	1
Team				5			
Totals	21-75	7-36	12-16	38	19	23	61

Percentages:	1st half	2nd half	Game
Field Goals	9/34-26.5	12/41-29.3	21/75-28.0
3-pt FG	4/20-20.0	3/16-18.8	7/36-19.4
Free Throws	9/12-75.0	3/4-75.0	12/16-75.0

North Carolina	FG	3FG	FT	R	A	PF	TP
Dante Calabria	2-3	1-1	3-4	6	2	3	8
Jerry Stackhouse	3-9	1-3	11-14	12	6	0	18
Rasheed Wallace	5-9	0-0	2-2	3	0	4	12
Jeff McInnis	3-6	0-2	0-0	7	1	1	6
Donald Williams	7-15	2-8	2-2	4	2	0	18
Pat Sullivan	1-1	0-0	0-0	2	0	3	2
S. Williams	0-0	0-0	3-4	1	0	0	3
Pearce Landry	1-3	0-1	0-0	1	1	1	2
Serge Zwikker	2-3	0-0	1-2	4	0	0	5
Team				3			
Totals	24-49	4-15	22-28	43	12	12	74

Percentages:	1st half	2nd half	Game
Field Goals	10/22-45.5	14/27-51.9	24/49-49.0
3-pt FG	1/7-14.3	3/8-37.5	4/15-26.7
Free Throws	13/18-72.2	9/10-90.0	22/28-78.6

Turnovers: Kentucky 12, North Carolina 20
Technicals: UK's McCarty, UNC's Wallace



Coach Rick Pitino, Antoine Walker and Walter McCarty discuss strategy during the NCAA Tournament in 1995. The Wildcats finished just one win shy of the Final Four.

Final SEC Team Statistics

Scoring

SCHOOL	GMS	PTS	AVG
Arkansas	39	3416	87.6
Kentucky	**33**	**2884**	**87.4**
LSU	27	2151	79.7
Georgia	28	2175	77.7
Auburn	29	2228	76.8
Miss. State	30	2201	73.4
Vanderbilt	28	2044	73.0
Alabama	33	2408	73.0
Florida	30	2178	72.6
Ole Miss	27	1878	69.6
S. Carolina	27	1807	66.9
Tennessee	27	1625	60.2

Scoring Defense

SCHOOL	GMS	PTS	AVG
Tennessee	27	1711	63.4
Alabama	33	2115	64.1
Miss. State	30	1937	64.6
Florida	30	2057	68.6
Kentucky	**33**	**2278**	**69.0**
Georgia	28	1944	69.4
Vanderbilt	28	1972	70.4
S. Carolina	27	1955	72.4
Ole Miss	27	1972	73.0
Auburn	29	2124	73.2
Arkansas	39	3115	79.9
LSU	27	2191	81.1

Rebounds

SCHOOL	GMS	RBS	AVG
Alabama	33	1385	42.0
Georgia	28	1144	40.9
LSU	27	1103	40.9
Kentucky	**33**	**1337**	**40.5**
Miss. State	30	1184	39.5
Arkansas	39	1528	39.2
Florida	30	1167	38.9
Ole Miss	27	1028	38.1
Vanderbilt	28	1062	37.9
Auburn	29	1049	36.2
S. Carolina	27	966	35.8
Tennessee	27	891	33.0

Opponents' Rebounds

SCHOOL	GMS	RBS	AVG
Florida	30	975	32.5
Ole Miss	27	948	35.1
Tennessee	27	951	35.2
Georgia	28	999	35.7
Auburn	29	1046	36.1
Miss. State	30	1097	36.6
Alabama	33	1214	36.8
S. Carolina	27	997	36.9
Kentucky	**33**	**1220**	**37.0**
LSU	27	1022	37.9
Vanderbilt	28	1111	39.7
Arkansas	39	1582	40.6

Field Goal Percentage

SCHOOL	FGM	FGA	PCT
Auburn	784	1662	47.2
Arkansas	1223	2634	46.4
Georgia	796	1719	46.3
Kentucky	**1016**	**2209**	**46.0**
Alabama	892	1971	45.3
Florida	761	1682	45.2
LSU	791	1770	44.7
Miss. State	766	1721	44.5
Tennessee	596	1379	43.2
S. Carolina	663	1568	42.3
Ole Miss	683	1629	41.9
Vanderbilt	695	1719	40.4

Opponents' Field Goal Percentage

SCHOOL	FGM	FGA	PCT
Alabama	771	2048	37.6
Miss. State	698	1821	38.3
Tennessee	585	1476	39.6
Kentucky	**764**	**1889**	**40.4**
Georgia	712	1716	41.5
Florida	721	1727	41.7
Vanderbilt	723	1685	42.9
LSU	718	1666	43.1
Arkansas	1094	2503	43.7
Auburn	794	1808	43.9
Ole Miss	630	1406	44.8
S. Carolina	731	1621	45.1

Three-Point Field Goal Percentage

SCHOOL	3PM	3PA	PCT
Arkansas	361	917	39.4
Kentucky	**276**	**736**	**37.5**
Miss. State	240	643	37.3
Auburn	220	601	36.6
Florida	133	370	35.9
Vanderbilt	226	644	35.1
Tennessee	114	328	34.8
Georgia	149	443	33.6
Alabama	207	617	33.5
LSU	185	552	33.5
S. Carolina	170	537	31.7
Ole Miss	117	417	28.1

Opponents' Three-Point Field Goal Percentage

SCHOOL	3PM	3PA	PCT
Alabama	195	658	29.6
Miss. State	168	553	30.4
Kentucky	**165**	**517**	**31.9**
Tennessee	175	512	34.2
Auburn	214	622	34.4
S. Carolina	204	591	34.5
Florida	200	577	34.7
Ole Miss	135	388	34.8
Vanderbilt	156	446	35.0
Georgia	172	482	35.7
LSU	226	629	35.9
Arkansas	312	858	36.4

Three-Point Field Goal Percentage

SCHOOL	GMS	NO	AVG
Arkansas	39	361	9.3
Kentucky	**33**	**276**	**8.4**
Vanderbilt	28	226	8.1
Miss. State	30	240	8.0
Auburn	29	220	7.6
LSU	27	185	6.9
S. Carolina	27	170	6.3
Alabama	33	207	6.3
Georgia	28	149	5.3
Florida	30	133	4.4
Ole Miss	27	117	4.3
Tennessee	27	114	4.2

Free Throw Percentage

SCHOOL	FTM	FTA	PCT
Kentucky	576	801	71.9
Florida	523	731	71.5
Auburn	440	615	71.5
Vanderbilt	428	602	71.1
Miss. State	429	618	69.4
Tennessee	319	470	67.9
Arkansas	609	902	67.5
LSU	384	572	67.1
Georgia	434	672	64.6
Alabama	417	648	64.4
Ole Miss	395	628	62.9
S. Carolina	311	515	60.4

Opponents' Free Throw Percentage

SCHOOL	FTM	FTA	PCT
Auburn	322	530	60.8
Alabama	378	601	62.9
Vanderbilt	370	565	65.5
Miss. State	373	568	65.7
Tennessee	366	545	67.2
Arkansas	615	914	67.3
Florida	415	616	67.4
LSU	529	784	67.5
Georgia	348	515	67.6
Kentucky	585	856	68.3
S. Carolina	289	407	71.0
Ole Miss	577	801	72.0

Blocks

SCHOOL	GMS	NO	AVG
Alabama	33	201	6.1
Georgia	28	161	5.8
Kentucky	33	176	5.3
Vanderbilt	28	131	4.7
Miss. State	30	141	4.7
LSU	27	120	4.4
Arkansas	39	129	3.3
Florida	30	95	3.2
S. Carolina	27	79	2.9
Ole Miss	27	76	2.8
Tennessee	27	70	2.6
Auburn	29	70	2.4

Steals

SCHOOL	GMS	NO	AVG
Arkansas	39	445	11.4
Kentucky	**33**	**347**	**10.5**
LSU	27	241	8.9
Vanderbilt	28	240	8.6
Georgia	28	236	8.4
Auburn	29	216	7.4
Florida	30	206	6.9
Ole Miss	27	183	6.8
Miss. State	30	202	6.7
S. Carolina	27	171	6.3
Alabama	33	200	6.1
Tennessee	27	163	6.0

Turnover Margin

SCHOOL	CAUSED	TOS	MARGIN
Kentucky	**690**	**490**	**6.1**
Arkansas	785	633	3.9
Vanderbilt	466	403	2.3
Georgia	451	429	0.8
Ole Miss	450	439	0.4
S. Carolina	361	369	-0.3
Miss. State	453	492	-1.3
LSU	486	525	-1.4
Auburn	454	495	-1.4
Tennessee	374	418	-1.6
Florida	422	476	-1.8
Alabama	463	521	-1.8

Rebound Margin

SCHOOL	GMS	FOR	OPP	AVG
Florida	30	38.9	32.5	6.4
Georgia	28	40.9	35.7	5.2
Alabama	33	42.0	36.8	5.2
Kentucky	**33**	**40.5**	**37.0**	**3.5**
Ole Miss	27	38.1	35.1	3.0
LSU	27	40.9	37.9	3.0
Miss. State	30	39.5	36.6	2.9
Auburn	29	36.2	36.1	0.1
S. Carolina	27	35.8	36.9	-1.1
Arkansas	39	39.2	40.6	-1.4
Vanderbilt	28	37.9	39.7	-1.8
Tennessee	27	33.0	35.2	-2.2

Scoring Margin

SCHOOL	AVG
Kentucky	**18.4**
Alabama	8.9
Miss. State	8.8
Georgia	8.3
Arkansas	7.7
Florida	4.0
Auburn	3.6
Vanderbilt	2.6
LSU	-1.5
Tennessee	-3.2
Ole Miss	-3.5
S. Carolina	-5.5

FG% Differential

SCHOOL	AVG
Alabama	7.6
Miss. State	6.2
Kentucky	**5.5**
Georgia	4.8
Tennessee	3.6
Florida	3.5
Auburn	3.3
Arkansas	2.7
LSU	1.6
Vanderbilt	-2.5
S. Carolina	-2.8
Ole Miss	-2.9

Final SEC Individual Statistics

Scoring - Top 50

	PLAYER, TEAM	CL	GMS	FG	3P	FT	PTS	AVG
1	Ronnie Henderson, LSU	SO	27	219	68	124	630	23.3
2	Corliss Williamson, AR	JR	39	283	1	203	770	19.7
3	Ronnie McMahan, VU	SR	28	165	78	103	511	18.3
4	Dan Cross, UF	SR	30	168	53	150	539	18.0
5	Darryl Wilson, MSU	JR	30	150	94	141	535	17.8
6	**Tony Delk, UK**	**JR**	**33**	**207**	**77**	**60**	**551**	**16.7**
7	Scotty Thurman, AR	JR	37	206	102	57	571	15.4
8	Steve Hamer, UT	JR	25	138	0	98	374	15.0
9	Carlos Strong, UG	JR	28	144	9	100	397	14.2
10	Antonio McDyess, UA	SO	33	185	0	88	458	13.9
11	Dametri Hill, UF	JR	29	155	7	81	398	13.7
12	David Johnson, UM	SR	22	116	0	65	297	13.5
13	Melvin Watson, USC	FR	27	128	32	73	361	13.4
13	Carey Rich, USC	SR	27	124	58	56	362	13.4
15	Andrew DeClercq, UF	SR	30	138	5	115	396	13.2
15	Lance Weems, AU	JR	29	127	78	50	382	13.2
17	Erick Dampier, MSU	SO	30	153	0	87	393	13.1
17	Shandon Anderson, UG	JR	29	153	18	56	380	13.1
19	**Rodrick Rhodes, UK**	**JR**	**33**	**130**	**39**	**128**	**427**	**12.9**
20	Frank Seckar, VU	JR	28	116	83	41	356	12.7
21	Clarence Ceasar, LSU	SR	22	111	27	29	278	12.6
22	Moochie Norris, AU	JR	29	124	57	58	363	12.5
23	Jamal Faulkner, UA	SR	33	162	28	55	407	12.3
24	Jason Caffey, UA	SR	31	148	0	79	375	12.1
24	Charles Claxton, UG	SR	28	124	3	89	340	12.1
26	Kevin Whitted, UT	SR	27	137	1	48	323	12.0
27	Eric Washington, UA	SO	33	141	69	42	393	11.9
28	Chris Davis, AU	JR	29	131	4	71	337	11.6
29	Clint McDaniel, AR	SR	37	139	55	91	424	11.5
30	Andy Bostick, USC	SR	27	117	35	35	304	11.3
31	Katu Davis, UG	JR	28	104	24	75	307	11.0
32	Landers Nolley, LSU	JR	27	106	37	40	289	10.7
33	**Walter McCarty, UK**	**JR**	**33**	**128**	**28**	**61**	**345**	**10.5**
34	Marcus Grant, MSU	SR	30	118	63	14	313	10.4
35	J.J. Sims, UM	JR	27	103	1	61	268	9.9
36	T.J. Honore, MSU	SR	30	104	45	42	295	9.8
36	Damon Johnson, UT	JR	27	99	3	64	265	9.8
36	Roman Rubchenko, LSU	JR	27	103	16	42	264	9.8
39	Drew Maddux, VU	FR	27	87	34	51	259	9.6
39	John Jackson, UM	JR	27	108	0	42	258	9.6
41	Ray Donald, AU	JR	29	89	45	52	275	9.5
42	Shane Carnes, UT	FR	27	86	52	31	255	9.4
43	Malik Russell, USC	JR	26	91	7	48	237	9.1
44	Pat Burke, AU	SO	29	107	3	43	260	9.0
45	Wes Flanigan, AU	SO	29	81	15	81	258	8.9
46	Ty Wilson, UG	SR	28	85	58	12	240	8.6
46	Cedric Brim, UM	SR	27	69	41	53	232	8.6
48	Greg Williams, UF	SO	30	78	28	67	251	8.4
49	**Jeff Sheppard, UK**	**SO**	**33**	**99**	**28**	**49**	**275**	**8.3**
50	**Mark Pope, UK**	**JR**	**33**	**89**	**21**	**72**	**271**	**8.2**

Rebounding - Top 50

	PLAYER, TEAM	CL	GMS	NO	AVG
1	Antonio McDyess, UA	SO	33	337	10.2
2	Erick Dampier, MSU	SO	30	291	9.7
3	Andrew DeClercq, UF	SR	30	265	8.8
3	Steve Hamer, UT	JR	25	220	8.8
5	Jason Caffey, UA	SR	31	249	8.0
6	Charles Claxton, UG	SR	28	222	7.9
7	Corliss Williamson, AR	JR	39	293	7.5
8	Clarence Ceasar, LSU	SR	22	153	7.0
9	Carlos Strong, UG	JR	28	193	6.9
9	Malik Russell, USC	JR	26	180	6.9
11	**Mark Pope, UK**	**JR**	**33**	**207**	**6.3**
11	Bryan Milburn, VU	SR	27	169	6.3
13	Chris Davis, AU	JR	29	178	6.1
14	Brian Price, MSU	SR	24	143	6.0
15	Dametri Hill, UF	JR	29	170	5.9
15	Roman Rubchenko, LSU	JR	27	158	5.9
17	Jamal Faulkner, UA	SR	33	191	5.8
17	Damon Johnson, UT	JR	27	157	5.8
19	Andy Bostick, USC	SR	27	153	5.7
20	**Walter McCarty, UK**	**JR**	**33**	**185**	**5.6**
21	Ronnie Henderson, LSU	SO	27	142	5.3
22	Shandon Anderson, UG	JR	29	151	5.2
23	Chris Woods, VU	SR	28	144	5.1
23	John Jackson, UM	JR	27	137	5.1
25	William Unseld, USC	JR	27	132	4.9
26	Corey Beck, AR	SR	39	186	4.8
26	**Jared Prickett, UK**	**JR**	**33**	**157**	**4.8**
26	Pat Burke, AU	SO	29	139	4.8
26	Fred Johnigan, UM	SR	27	129	4.8
30	Darryl Wilson, MSU	JR	30	140	4.7
30	Dwight Stewart, AR	SR	30	142	4.7
30	Landers Nolley, LSU	JR	27	126	4.7
33	Ray Donald, AU	JR	29	134	4.6
33	J.J. Sims, UM	JR	27	123	4.6
35	**Antoine Walker, UK**	**FR**	**33**	**148**	**4.5**
35	Misha Mutavdzic, LSU	JR	26	116	4.5
37	Franklin Williams, AU	FR	29	127	4.4
38	Marcus Grant, MSU	SR	30	130	4.3
38	Malik Evans, VU	JR	28	120	4.3
40	Peter Van Elswyk, USC	SO	27	114	4.2
41	Ronnie McMahan, VU	SR	28	116	4.1
41	Kevin Whitted, UT	SR	27	112	4.1
43	Moochie Norris, AU	JR	29	116	4.0
43	Pertha Robinson, UG	JR	27	108	4.0
45	Scotty Thurman, AR	JR	37	145	3.9
45	Eric Washington, UA	SO	33	130	3.9
47	Darnell Robinson, AR	SO	37	140	3.8
47	**Andre Riddick, UK**	**SR**	**33**	**127**	**3.8**
47	Jason Anderson, UF	JR	30	114	3.8
47	Ansu Sesay, UM	FR	27	103	3.8

Field Goal Percentage - Top 16

	PLAYER, TEAM	CL	GMS	FGM	FGA	PCT
1	Erick Dampier, MSU	SO	30	153	239	64.0
2	Corliss Williamson, AR	JR	39	283	515	55.0
3	Kevin Whitted, UT	SR	27	137	258	53.1
4	Steve Hamer, UT	JR	25	138	261	52.9
5	Dametri Hill, UF	JR	29	155	295	52.5
6	Antonio McDyess, UA	SO	33	185	361	51.2
7	**Tony Delk, UK**	**JR**	**33**	**207**	**433**	**47.8**
8	Carlos Strong, UG	JR	28	144	304	47.4
9	Shandon Anderson, UG	JR	29	153	330	46.4
10	Scotty Thurman, AR	JR	37	206	450	45.8
11	David Johnson, UM	SR	22	116	269	43.1
12	Ronnie Henderson, LSU	SO	27	219	511	42.9
13	Darryl Wilson, MSU	JR	30	150	357	42.0
14	Clarence Ceasar, LSU	SR	22	111	275	40.4
15	Dan Cross, UF	SR	30	168	421	39.9
16	Ronnie McMahan, VU	SR	28	165	439	37.6

Three-Point Goal Percentage - Top 19

	PLAYER, TEAM	CL	GMS	3PM	3PA	PCT
1	Scotty Thurman, AR	JR	37	102	239	42.7
2	Frank Seckar, VU	JR	28	83	195	42.6
3	Ray Donald, AU	JR	29	45	108	41.7
4	Darryl Wilson, MSU	JR	30	94	227	41.4
5	Eric Washington, UA	SO	33	69	172	40.1
6	Lance Weems, AU	JR	29	78	195	40.0
7	Shane Carnes, UT	FR	27	52	132	39.4
8	Alex Dillard, AR	SR	39	63	161	39.1
9	**Tony Delk, UK**	**JR**	**33**	**77**	**197**	**39.1**
10	Dan Cross, UF	SR	30	53	141	37.6
11	Ty Wilson, UG	SR	28	58	157	36.9
12	Marcus Grant, MSU	SR	30	63	172	36.6
13	Moochie Norris, AU	JR	29	57	161	35.4
14	Ronnie McMahan, VU	SR	28	78	222	35.1
15	T.J. Honore, MSU	SR	30	45	131	34.4
16	Cedric Brim, UM	SR	27	41	122	33.6
17	Shane Williams, UT	JR	27	44	132	33.3
18	Carey Rich, USC	SR	27	58	180	32.2
19	Ronnie Henderson, LSU	SO	27	68	212	32.1

Three-Point Goal Per Game - Top 19

	PLAYER, TEAM	CL	GMS	TPGM	TPGA	AVG
1	Darryl Wilson, MSU	JR	30	94	227	3.1
2	Frank Seckar, VU	JR	28	83	195	3.0
3	Ronnie McMahan, VU	SR	28	78	222	2.8
4	Scotty Thurman, AR	JR	37	102	239	2.8
5	Lance Weems, AU	JR	29	78	195	2.7
6	Ronnie Henderson, LSU	SO	27	68	212	2.5
7	**Tony Delk, UK**	**JR**	**33**	**77**	**197**	**2.3**
8	Carey Rich, USC	SR	27	58	180	2.1
9	Marcus Grant, MSU	SR	30	63	172	2.1
10	Eric Washington, UA	SO	33	69	172	2.1
11	Ty Wilson, UG	SR	28	58	157	2.1
12	Moochie Norris, AU	JR	29	57	161	2.0
13	Shane Carnes, UT	FR	27	52	132	1.9
14	Dan Cross, UF	SR	30	53	141	1.8
15	Shane Williams, UT	JR	27	44	132	1.6
16	Alex Dillard, AR	SR	39	63	161	1.6
17	Ray Donald, AU	JR	29	45	108	1.6
18	Cedric Brim, UM	SR	27	41	122	1.5
19	T.J. Honore, MSU	SR	30	45	131	1.5

Free Throw Percentage - Top 18

	PLAYER, TEAM	CL	GMS	FTM	FTA	PCT
1	Dan Cross, UF	SR	30	150	178	84.3
2	Darryl Wilson, MSU	JR	30	141	169	83.4
3	Katu Davis, UG	JR	28	75	91	82.4
4	Wes Flanigan, AU	SO	29	81	101	80.2
5	**Rodrick Rhodes, UK**	**JR**	**33**	**128**	**164**	**78.0**
6	Ronnie McMahan, VU	SR	28	103	140	73.6
7	Ronnie Henderson, LSU	SO	27	124	169	73.4
8	Andrew DeClercq, UF	SR	30	115	159	72.3
9	David Johnson, UM	SR	22	65	91	71.4
10	Dametri Hill, UF	JR	29	81	118	68.6
11	Carlos Strong, UG	JR	28	100	148	67.6
12	Corliss Williamson, AR	JR	39	203	304	66.8
13	Antonio McDyess, UA	SO	33	88	132	66.7
14	Steve Hamer, UT	JR	25	98	153	64.1
15	Melvin Watson, USC	FR	27	73	119	61.3
16	Erick Dampier, MSU	SO	30	87	146	59.6
17	Jason Caffey, UA	SR	31	79	145	54.5
18	Charles Claxton, UG	SR	28	89	166	53.6

Assists - Top 50

	PLAYER, TEAM	CL	GMS	NO	AVG
1	Pertha Robinson, UG	JR	27	169	6.3
2	Corey Beck, AR	SR	39	207	5.3
3	Moochie Norris, AU	JR	29	143	4.9
3	Cedric Brim, UM	SR	27	131	4.9
5	Damon Johnson, UT	JR	27	128	4.7
6	**Anthony Epps, UK**	**SO**	**33**	**138**	**4.2**
6	Marvin Orange, UA	JR	33	139	4.2
8	Frank Seckar, VU	JR	28	114	4.1
9	Greg Williams, UF	SO	30	120	4.0
9	Melvin Watson, USC	FR	27	107	4.0
11	**Rodrick Rhodes, UK**	**JR**	**33**	**125**	**3.8**
11	T.J. Honore, MSU	SR	30	115	3.8
13	Dan Cross, UF	SR	30	104	3.5
14	Artie Griffin, UA	SR	33	108	3.3
14	Marcus Grant, MSU	SR	30	98	3.3
16	Carey Rich, USC	SR	27	84	3.1
17	Howard Pride, VU	SO	28	83	3.0
18	Shandon Anderson, UG	JR	29	83	2.9
18	Wes Flanigan, AU	SO	29	84	2.9
18	Shane Williams, UT	JR	27	78	2.9
21	Jeff Sheppard, UK	SO	33	89	2.7
21	Shane Carnes, UT	FR	27	72	2.7
23	David Johnson, UM	SR	22	58	2.6
23	Clarence Ceasar, LSU	SR	22	57	2.6
25	Darryl Wilson, MSU	JR	30	76	2.5
26	Clint McDaniel, AR	SR	37	90	2.4
26	Lance Weems, AU	JR	29	70	2.4
26	Alico Dunk, UT	FR	27	64	2.4
26	Malik Russell, USC	JR	26	62	2.4
30	Corliss Williamson, AR	JR	39	89	2.3
30	Scotty Thurman, AR	JR	37	84	2.3
30	Quenton Thomas, LSU	FR	27	61	2.3
33	Ronnie Henderson, LSU	SO	27	59	2.2
34	Ray Donald, AU	JR	29	60	2.1
34	Katu Davis, UG	JR	28	60	2.1
34	Drew Maddux, VU	FR	27	58	2.1
34	Landers Nolley, LSU	JR	27	57	2.1
38	**Tony Delk, UK**	**JR**	**33**	**65**	**2.0**
38	David Bosley, LSU	SO	22	44	2.0
40	Ronnie McMahan, VU	SR	28	53	1.9
41	Marcus Bullard, MSU	FR	30	54	1.8
41	Dwight Stewart, AR	SR	30	53	1.8
41	Fred Johnigan, UM	SR	27	49	1.8
44	**Jared Prickett, UK**	**JR**	**33**	**56**	**1.7**
44	John Jackson, UM	JR	27	47	1.7
46	Jason Caffey, UA	SR	31	51	1.6
46	Chris Davis, AU	JR	29	45	1.6
46	Bryan Milburn, VU	SR	27	43	1.6
46	Brian Price, MSU	SR	24	39	1.6
50	**Walter McCarty, UK**	**JR**	**33**	**50**	**1.5**

Blocks - Top 20

	PLAYER, TEAM	CL	GMS	NO	AVG
1	Charles Claxton, UG	SR	28	94	3.4
2	Erick Dampier, MSU	SO	30	78	2.6
3	Roy Rogers, UA	JR	33	68	2.1
4	Antonio McDyess, UA	SO	33	66	2.0
5	Chris Woods, VU	SR	28	50	1.8
6	Terrell Bell, UG	JR	28	38	1.4
6	Steve Hamer, UT	JR	25	35	1.4
8	**Andre Riddick, UK**	**SR**	**33**	**44**	**1.3**
9	**Mark Pope, UK**	**JR**	**33**	**38**	**1.2**
9	**Walter McCarty, UK**	**JR**	**33**	**38**	**1.2**
11	Andrew DeClercq, UF	SR	30	34	1.1
11	Ryan Stack, USC	FR	27	29	1.1
13	Marcus Grant, MSU	SR	30	29	1.0
13	Pat Burke, AU	SO	29	29	1.0
15	Misha Mutavdzic, LSU	JR	26	24	0.9
16	Corliss Williamson, AR	JR	39	33	0.8
16	Chris Davis, AU	JR	29	23	0.8
16	J.J. Lucas, VU	FR	27	22	0.8
16	Clarence Ceasar, LSU	SR	22	17	0.8
20	Garrick Scott, LSU	JR	27	19	0.7

Steals - Top 26

	PLAYER, TEAM	CL	GMS	NO	AVG
1	Clarence Ceasar, LSU	SR	22	66	3.0
2	Clint McDaniel, AR	SR	37	102	2.8
3	Frank Seckar, VU	JR	28	73	2.6
4	Katu Davis, UG	JR	28	52	1.9
5	Corey Beck, AR	SR	39	70	1.8
5	Moochie Norris, AU	JR	29	51	1.8
7	Corliss Williamson, AR	JR	39	67	1.7
7	Dan Cross, UF	SR	30	52	1.7
7	Pertha Robinson, UG	JR	27	46	1.7
10	**Tony Delk, UK**	**JR**	**33**	**53**	**1.6**
10	Shandon Anderson, UG	JR	29	46	1.6
10	Melvin Watson, USC	FR	27	42	1.6
13	**Rodrick Rhodes, UK**	**JR**	**33**	**51**	**1.5**
13	Darryl Wilson, MSU	JR	30	45	1.5
13	Shane Williams, UT	JR	27	41	1.5
16	Scotty Thurman, AR	JR	37	51	1.4
16	**Anthony Epps, UK**	**SO**	**33**	**45**	**1.4**
16	**Jeff Sheppard, UK**	**SO**	**33**	**45**	**1.4**
16	T.J. Honore, MSU	SR	30	42	1.4
16	Drew Maddux, VU	FR	27	39	1.4
16	Carey Rich, USC	SR	27	37	1.4
22	Ronnie McMahan, VU	SR	28	36	1.3
22	Shane Carnes, UT	FR	27	36	1.3
22	Damon Johnson, UT	JR	27	35	1.3
22	Ronnie Henderson, LSU	SO	27	35	1.3
26	**Jared Prickett, UK**	**JR**	**33**	**39**	**1.2**

Turnovers

	PLAYER, TEAM	CL	GMS	NO	AVG
1	David Johnson, UM	SR	22	76	3.5
2	Damon Johnson, UT	JR	27	93	3.4
3	Melvin Watson, USC	FR	27	85	3.1
4	Shandon Anderson, UG	JR	29	87	3.0
4	Pertha Robinson, UG	JR	27	80	3.0
4	Clarence Ceasar, LSU	SR	22	66	3.0
7	Cedric Brim, UM	SR	27	78	2.9
7	Ronnie Henderson, LSU	SO	27	78	2.9
7	Malik Russell, USC	JR	26	75	2.9
10	Andrew DeClercq, UF	SR	30	85	2.8
10	Landers Nolley, LSU	JR	27	76	2.8
12	Corey Beck, AR	SR	39	104	2.7
12	**Rodrick Rhodes, UK**	**JR**	**33**	**90**	**2.7**
12	Jason Caffey, UA	SR	31	85	2.7
12	Dan Cross, UF	SR	30	81	2.7
12	Erick Dampier, MSU	SO	30	80	2.7
12	Lance Weems, AU	JR	29	77	2.7
12	Chris Davis, AU	JR	29	79	2.7
19	Dametri Hill, UF	JR	29	75	2.6
19	Moochie Norris, AU	JR	29	74	2.6
19	Steve Hamer, UT	JR	25	65	2.6



Tony Delk scored 11 points and dished out five assists in the Cats' victory over Indiana last year. This season, he will guide Rick Pitino's squad against some of the toughest competition in the nation.

The Opponents

Alabama — Feb. 20 — Lexington

1994-95 RESULTS

RECORD: 23-10 (10-6, 3rd SEC West)

KANSAS STATE	79-48	W
New Mexico State	69-86	L
VCU	75-57	W
FIU	77-54	W
FLORIDA A & M	95-48	W
CENTRAL FLORIDA	73-60	W
Tulane	68-72	L
Texas Christian	83-64	W
California	76-73	W*
C. CONN. ST.	86-39	W
Vanderbilt	74-75	L*
VMI	93-67	W
Ole Miss	74-60	W
SOUTH CAROLINA	91-59	W
LSU	61-74	L
MISS. STATE	68-64	W
Arkansas	88-70	W
Tennessee	69-46	W
AUBURN	65-63	W
GEORGIA	58-72	L
SO. MISS	65-60	W
LSU	74-66	W
ARKANSAS	80-86	L
Auburn	86-73	W
KENTUCKY	52-72	L
Florida	69-66	W
OLE MISS	69-50	W
Mississippi State	67-71	L
Tennessee	55-43	W
Georgia	68-57	W
Arkansas	58-69	L
Penn	91-85	W*
Oklahoma St.	52-66	L

*Overtime

1995-96 SCHEDULE

Nov. 8	MARATHON OIL
Nov. 16	CROATIA
Nov. 25	WINTHROP
Dec. 2	at North Texas
Dec. 6	TENNESSEE TECH
Dec. 16	MERCER
Dec. 19	FLORIDA A & M
Dec. 21	TULANE
Dec. 28-29	St. Peters (Cessna Classic) Bucknell vs. Wichita State
Jan. 3	VANDERBILT
Jan. 6	at LSU
Jan. 10	AUBURN
Jan. 13	at Mississippi State
Jan. 17	TENNESSEE
Jan. 20	at South Carolina
Jan. 23	ARKANSAS
Jan. 27	at Ole Miss
Jan. 31	FLORIDA
Feb. 4	at Syracuse
Feb. 6	at Southern Miss
Feb. 10	at Georgia
Feb. 14	at Auburn
Feb. 17	LSU
Feb. 20	at Kentucky
Feb. 24	MISSISSIPPI STATE
Feb. 28	at Arkansas
March 2	OLE MISS
March 7-10	SEC Tournament

GENERAL INFORMATION

■ Location: TUSCALOOSA, ALA. ■ Enrollment: 20,000

■ Colors: CRIMSON & WHITE ■ Founded: 1831

■ Nickname: CRIMSON TIDE

■ NCAA Division/Conference: DIVISION I/SOUTHEASTERN

■ Arena (Capacity): COLEMAN COLISEUM (15,043)

■ All-Time Record In Arena: 287-62 (28 YEARS)



DAVID HOBBS



MARVIN ORANGE



ERIC WASHINGTON

UNIVERSITY PERSONNEL

President: Dr. Roger Sayers (Illinois '58) — Phone: (205) 348-5100
Faculty Representative: Dr. Culpepper Clark — Phone: (205) 348-1125
Interim Athletic Director: Dr. Gene Tuckett (Utah '53) — Phone: (205) 348-3600
Athletic Department Phone: (205) 348-3600 — Ticket Office Phone: (205) 348-6111

MEDIA INFORMATION

Mailing Address: Sports Information Office, P.O. Box 870391, Tuscaloosa, AL 35487-0391
Overnight Address: Sports Information Office, Coleman Coliseum-Basement, 323 Paul Bryant Dr., Tuscaloosa, AL 35487
SID: Larry White — Home Phone: (205) 333-1640
Assistant SID - Basketball: Barbara Butler — Home Phone: (205) 339-5221
SID Office Phone: (205) 348-6084 — SID Office (Night): Same
SID FAX: (205) 348-8841 — Press Row Phone: (205) 348-6084

COACHING STAFF

Head Coach: David Hobbs (Virginia Commonwealth '71)
Overall Record: 59-33 (.641, 3 years) — NCAA Appearances: 2 — NIT Appearances: 1
School Record: 59-33 (.641, 3 years) — NCAA Appearances: 2 — NIT Appearances: 1
Office Phone: (205) 348-4551 — Best Time to Call: Teleconference
Assistant Coaches: Thad Fitzpatrick (Auburn-Montgomery '79), Bob Marlin (Mississippi State '81), Mike Davis (Alabama '83)
Secretary: Diane Bridges

SERIES INFORMATION

Series Record: UK leads 86-30 — Last Game: February 21, 1995 — UK 72, UA 52
Series Record in Lexington: UK leads 46-8 — Series Record in Tuscaloosa: UK leads 25-17
Series Record at Neutral Sites: UK leads 15-5 — First Meeting: 1923 — UA 45, UK 35
Coach Hobbs' Record Against UK: 0-3

1995-96 ROSTER

NO	NAME	POS	HT	WT	CL	PPG	RPG	HOMETOWN/HS/JuCo
3	Brian Williams	G	6-2	180	Fr.	—	—	Montgomery, Ala./Jefferson Davis
5	Wade Kaiser	C	6-9	213	Jr.	0.6	0.7	Birmingham, Ala./Vestavia Hills
11	Anthony Brown	F	6-5	215	Sr.	3.2	1.3	St. Petersburg, Fla./Lakewood
13	Marco Whitfield	G	5-11	150	Sr.	2.1	1.1	Decatur, Ala./Central Fla. CC
14	Eric Washington	F	6-3	180	Jr.	11.9	3.9	Jackson, Miss./Pearl
15	Marvin Orange	G	6-0	185	Sr.	6.7	1.7	Columbia, S.C./Irmo
25	M.C. Mazique	F	6-9	200	Fr.	—	—	Brooklyn, N.Y./Brunswick
30	Damon Bacote	G	6-3	197	So.	—	—	Hampton, Va./ Richmond
31	Anton Reese	G	6-3	192	Fr.	—	—	Lithonia, Ga./Lithonia
34	Blake Thrasher	G	6-3	175	Fr.	—	—	Garland, Texas/Tuscaloosa Academy
44	Scott Hamilton	C	6-9	230	So.	0.7	0.8	Centralia, Wash./Centralia
50	Roy Rogers	C	6-9	238	Sr.	3.5	3.6	Linden, Ala./Linden
54	Thalamus McGhee	C	6-9	280	Jr.	—	—	Houston, Texas/Trinity Valley JC

PLAYERS RETURNING

1 Starter: Orange

6 Lettermen: Brown, Hamilton, Kaiser, Rogers, Washington, Whitfield

PLAYERS LOST

4 Starters: Jason Caffey 12.1 ppg, Jamal Faulkner 12.3 ppg, Artie Griffin 7.0 ppg, Antonio McDyess 13.9 ppg

2 Lettermen: Terrance Bethel, Bryan Passink

NEWCOMERS

5 Newcomers: Mazique, McGhee, Reese, Williams, Thrasher

Arkansas — Feb. 11 — Lexington

GENERAL INFORMATION

■ Location: FAYETTEVILLE, ARK. ■ Enrollment: 14,659
■ Colors: CARDINAL & WHITE ■ Founded: 1872
■ Nickname: RAZORBACKS
■ NCAA Division/Conference: DIVISION I/SOUTHEASTERN
■ Arena (Capacity): BUD WALTON ARENA (19,200)
■ All-Time Record In Arena: 30-1 (2 YEARS)



NOLAN RICHARDSON



DARNELL ROBINSON



LEE WILSON

UNIVERSITY PERSONNEL

President: Dr. Daniel Ferritor (Rockhurst '62) — Phone: (501) 575-4148
Faculty Representative: Howard Brill (Duke '65) — Phone: (501) 575-5358
Athletic Director: Frank Broyles (Georgia Tech '47) — Phone: (501) 575-2755
Athletic Department Phone: (501)575-6533 — Ticket Office Phone: (501)575-5151

MEDIA INFORMATION

Mailing Address: Broyles Athletic Center, Box 7777, Fayetteville, AR 72702
Overnight Address: Broyles Athletic Center, Maple Street and Razorback Rd., Fayetteville, AR 72701
SID/Basketball Contact: Rick Schaeffer — Home Phone: (501) 521-7393
SID Office Phone: (501) 575-2751 — SID FAX: (501) 575-7481
Press Row Phone: (501) 575-6622

COACHING STAFF

Head Coach: Nolan Richardson (Texas-El Paso '63)
Overall Record: 371-119 (.757, 15 years) — NCAA Appearances: 11 — NIT Appearances: 3
School Record: 252-82 (.754, 10 years) — NCAA Appearances: 8 — NIT Appearances: 1
Office Phone: (501) 575-4555 — Best Time to Call: Weekdays 11 a.m. - 1 p.m.
Assistant Coaches: Mike Anderson (Tulsa '82), Brad Dunn (Western Illinois '81), Nolan Richardson III (Langston '90)
Secretary: Terry Mercer

SERIES INFORMATION

Series Record: UK leads 7-4 — Last Game: March 12, 1995 — UK 95, UA 93 (OT)
Series Record in Lexington: Series tied 2-2 — Series Record in Fayetteville: UA leads 2-1
Series Record at Neutral Sites: UK leads 4-0 — First Meeting: 1945 — UK 67, UA 42
Coach Richardson's Record Against UK: 4-3

1995-96 ROSTER

NO	NAME	POS	HT	WT	CL	PPG	RPG	HOMETOWN/HS/JuCo
00	Pat Bradley	G	6-2	185	Fr.	23.5	7.0	Everett, Mass./Everett
3	Marcus Saxon	G	6-2	183	Jr.	23.5	6.0	Columbia, S.C./Flora
4	Jesse Pate	G	6-4	195	Jr.	33.5	7.0	Jackson, Miss/Murrah
5	Ali Thompson	F	6-5	200	Fr.	25.0	8.0	Jonesboro, Ark./Jonesboro
12	Kareem Reid	G	5-10	165	Fr.	24.0	3.2	Bronx, N.Y./St. Raymond's
13	John Engskov	G	6-3	195	Jr.	2.3	1.7	Berryville, Ark./Berryville
15	Marlon Towns	G	6-4	195	Fr.	20.0	8.0	Memphis, Tenn./Fairley
21	Landis Williams	F	6-7	205	So.	2.9	1.1	Tulsa, Okla./Washington
22	Guy Whitney	G	6-5	195	So.	—	—	Bentonville, Ark./Bentonville
23	Antwon Hall	F	6-4	185	Jr.	—	—	Chicago, Ill./Hill Crest
31	Nicky Davis	F	6-9	195	So.	—	—	Queens, N.Y./Queens
33	Lee Wilson	C	6-11	260	Jr.	4.1	2.4	Waco, Texas/Waco
35	Reggie Merritt	G	6-1	165	Sr.	0.7	0.7	Little Rock/Central
40	Sunday Adebayo	F	6-6	212	Jr.	—	—	Benin City, Nigeria
44	Darnell Robinson	C	6-11	270	Jr.	6.4	3.8	Oakland, Calif/Emery
55	Derek Hood	F	6-8	205	Fr.	—	—	Kansas City, Mo./Central

PLAYERS RETURNING

5 Lettermen: Robinson, Wilson, Williams, Engskov, Merritt

PLAYERS LOST

5 Starters: Corliss Williamson 19.7 ppg, Scotty Thurman 15.4 ppg, Dwight Stewart 7.3 ppg, Corey Beck 7.9 ppg, Clint McDaniel 11.5 ppg

5 Lettermen: Alex Dillard, Reggie Garrett, Davor Rimac, Robert Reed, Elmer Martin

NEWCOMERS

10 Newcomers: Adebayo, Bradley, Davis, Hall, Hood, Pate, Reid, Saxon, Thompson, Towns

1994-95 RESULTS

RECORD: 32-7 (12-4, T-1st SEC West)

Massachusetts (Tipoff)	80-104	L
Georgetown (BCA)	97-79	W
JACKSON STATE	103-87	W
Missouri	94-71	W
CENTENARY	121-94	W
SMU	78-66	W
MURRAY STATE	94-69	W
FLORIDA A&M	97-57	W
TULSA	82-63	W
Oklahoma (Rainbow)	86-84	W
Cincinnati (Rainbow)	84-75	W
Iowa (Rainbow)	101-92	W
Ole Miss	71-76	L
TENNESSEE	97-79	W
MISSISSIPPI STATE	79-74	W
Auburn	90-104	L
GEORGIA	84-82	W
South Carolina	88-73	W
ALABAMA	70-88	L
KENTUCKY	94-92	W
LSU	105-81	W
Mississippi State	62-83	L
MEMPHIS	88-87	W
Vanderbilt	97-94	W*
Alabama	86-80	W
OLE MISS	85-70	W
LSU	92-90	W
MONTEVALLO	122-64	W
Florida	94-85	W
AUBURN	68-66	W
Vanderbilt	73-72	W
Alabama	69-58	W
Kentucky	93-95	L*
Texas Southern	79-78	W
Syracuse	96-94	W*
Memphis	96-91	W
Virginia	68-61	W
North Carolina	75-68	W
UCLA	78-89	L

*Overtime

1995-96 SCHEDULE

Nov. 5	AUSTRALIAN NATIONALS
Nov. 8	CONVERSE ALL-STARS
Nov. 15	NORTHEAST LOUISIANA (Preseason NIT)
Nov. 28	Michigan State (Great Eight)
Nov. 30	NORTH CAROLINA A&T
Dec. 2	ALCORN STATE
Dec. 6	MISSOURI
Dec. 9	CINCINNATI
Dec. 21	SMU
Dec. 23	TENNESSEE STATE
Dec. 30	JACKSON STATE
Jan. 3	FLORIDA
Jan. 6	at Auburn
Jan. 10	at Ole Miss
Jan. 13	VANDERBILT
Jan. 18	at Memphis
Jan. 20	MISSISSIPPI STATE
Jan. 23	at Alabama
Jan. 27	ORAL ROBERTS
Jan. 30	LSU
Feb. 3	at South Carolina
Feb. 6	at Mississippi State
Feb. 11	at Kentucky
Feb. 14	OLE MISS
Feb. 17	AUBURN
Feb. 21	at Tennessee
Feb. 24	at Georgia
Feb. 28	ALABAMA
Mar. 2	at LSU
Mar. 7-10	SEC Tournament

Auburn — Feb. 27 — Auburn

1994-95 RESULTS

RECORD: 16-13 (7-9, 4th SEC West)

LYNN	78-70	W
UAB	60-54	W
Ga. Southern	77-45	W
Ball State	74-82	L
WEST FLORIDA	96-59	W
TROY STATE	95-71	W
ALABAMA STATE	102-62	W
Florida A&M	83-70	W
Kansas State	75-78	L
Kentucky	64-98	L
OLE MISS	88-74	W
LSU	73-76	L
ARKANSAS	104-90	W
TENNESSEE	61-57	W
Georgia	77-83	L
FLORIDA	77-71	W
Alabama	63-65	L
Ole Miss	75-77	L
VANDERBILT	59-77	L
Miss. State	70-69	W
South Carolina	80-78	W
ALABAMA	73-86	L
Southern Miss.	81-79	W
LSU	78-89	L
MISS. STATE	76-69	W
Arkansas	66-68	L
So. Carolina	81-66	W
Kentucky	81-93	L
Marquette	61-68	L

1995-96 Schedule

Nov. 9	MARATHON OIL
Nov. 17	FOREIGN EXHIBITION
Nov. 24-26	LaSalle (San Juan Shootout)
Nov. 30	JACKSONVILLE STATE
Dec. 3	UAB
Dec. 8	Liberty (Dr. Pepper Invitational) Baylor vs. Centenary
Dec. 17	COASTAL CAROLINA
Dec. 19	WOFFORD
Dec. 29-30	Capital City Classic (Florida A&M, Norfolk St., West Florida)
Jan. 3	at Tennessee
Jan. 6	ARKANSAS
Jan. 10	at Alabama
Jan. 13	GEORGIA
Jan. 21	LSU
Jan. 24	at Ole Miss
Jan. 31	at Vanderbilt
Feb. 3	MISSISSIPPI STATE
Feb. 7	SOUTH CAROLINA
Feb. 10	at Florida
Feb. 14	ALABAMA
Feb. 17	at Arkansas
Feb. 21	OLE MISS
Feb. 24	at LSU
Feb. 27	KENTUCKY
Mar. 2	at Mississippi State
Mar. 7-10	SEC Tournament

GENERAL INFORMATION

■ Location: AUBURN, ALA. ■ Enrollment: 21,500
■ Colors: BURNT ORANGE & NAVY BLUE ■ Founded: 1856
■ Nickname: TIGERS
■ NCAA Division/Conference: DIVISION I/SOUTHEASTERN
■ Arena (Capacity): BEARD-EAVES MEMORIAL COLISEUM (10,108)
■ All-Time Record In Arena: 212-117 (27 YEARS)



CLIFF ELLIS



CHRIS DAVIS



MOOCHIE NORRIS

UNIVERSITY PERSONNEL

President: Dr. William V. Muse (Northwestern State, La. '60) — Phone: (334) 844-4650
Faculty Representative: Dr. Jane Moore (Judson College) — Phone: (334) 844-4483
Athletic Director: David Housel (Auburn '69) — Phone: (334) 844-9887
Athletic Department Phone: (334) 844-9750 — Ticket Office Phone: (334) 844-4040

MEDIA INFORMATION

Mailing Address: Beard-Eaves-Memorial Coliseum, P.O. Box 351, Auburn, Ala. 36831-0351
Overnight Address: Beard-Eaves-Memorial Coliseum, Donahue Street, Auburn, Ala. 36830
SID: Kent Partridge — Home Phone: (334) 826-1034
Assistant SID - Basketball: Chuck Gallina — Home Phone: (334) 826-3143
SID Office Phone: (334) 844-9701 — SID Office (Night): (334) 844-9701
SID FAX: (334) 844-9708 — Press Row Phone: (334) 844-1933 or -1935

COACHING STAFF

Head Coach: Cliff Ellis (Florida State '68)
Overall Record: 364-225 (.618, 20 years) — NCAA Appearances: 5 — NIT Appearances: 8
School Record: 16-13 (.552, 1 year) — NCAA Appearances: 0 — NIT Appearances: 1
Office Phone: (334) 844-9760 — Best Time to Call: Contact Chuck Gallina
Assistant Coaches: Eugene Harris (Florida State '78), Robbie Laing (Troy State '81), Carl Nash (Fort Lewis College '82)
Secretary: Diane Daughtrey

SERIES INFORMATION

Series Record: UK leads 67-16 — Last Game: March 10, 1995 — UK 93, UA 81
Series Record in Lexington: UK leads 36-2 — Series Record in Auburn: UK leads 20-12
Series Record at Neutral Sites: UK leads 11-2 — First Meeting: 1921 — AU 40, UK 25
Coach Ellis' Record Against UK: 0-2

1995-96 ROSTER

NO	NAME	POS	HT	WT	CL	PPG	RPG	HOMETOWN/HS/JuCo
3	Earnest Brown	G	6-4	183	Fr.	32.5	8.3	Albany, Ga./Dougherty
4	Chris Davis	F	6-7	230	Sr.	11.6	6.1	Lakeland, Fla./Pensacola JC
5	Derek Caldwell	G/F	6-4	190	Fr.	19.0	6.0	Brantley, Ala./Brantley
11	Phillip Thomas	G	6-0	170	Fr.	21.3	4.1	Lithonia, Ga./Lithonia
13	Bryant Smith	G/F	6-5	180	Fr.	22.0	6.0	Huntsville, Ala./ Butler
15	Lance Weems	G	6-3	195	Sr.	13.2	3.3	Ashland, Ala./Clay County
20	Mike Springfield	G	6-4	180	So.	1.7	0.8	Birmingham, Ala./W.A. Berry
22	Wes Flanigan	G	6-1	180	Jr.	8.9	2.3	Little Rock, Ark./Parkview
24	Moochie Norris	G	6-1	175	Sr.	12.5	4.0	Washington D.C./Odessa JC
25	Reid Clark	G	6-3	180	Sr.	0.3	0.4	Enterprise, Ala./Enterprise JC
31	Pat Burke	C	6-11	245	Jr.	9.0	4.8	Cape Coral, Fla./Mariner
32	Ray Donald	G/F	6-8	185	Sr.	9.5	4.6	Pensacola, Fla/Anderson JC
41	Alvin Jefferson	F	6-9	230	Jr.	15.0	12.0	Forsythe, Ga./Macon JC
42	Adrian Chilliest	F	6-5	215	Fr.	14.0	9.0	Little Rock, Ark./Parkview
44	Franklin Williams	F	6-6	215	So.	7.8	4.4	Headland, Ark./Headland

PLAYERS RETURNING

5 Starters: Davis, Burke, Norris, Flanigan, Weems

4 Lettermen: Clark, Springfield, Williams, Donald

PLAYERS LOST

3 Lettermen: Jim Costner, Leroy Davis, Andre Jasquith

NEWCOMERS

7 Newcomers: Brown, Caldwell, Chilliest, Davis, Smith, Jefferson, Thomas

Florida — Feb. 3 — Lexington, Feb. 24 — Gainesville

GENERAL INFORMATION

■ Location: GAINESVILLE, FLA. ■ Enrollment: 36,000
■ Colors: ORANGE & BLUE ■ Founded: 1853
■ Nickname: GATORS
■ NCAA Division/Conference: DIVISION I/SOUTHEASTERN
■ Arena (Capacity): STEPHEN C. O'CONNELL CENTER (12,000)
■ All-Time Record In Arena: 133-60 (15 YEARS)



LON KRUGER



DAMETRI HILL



BRIAN THOMPSON

UNIVERSITY PERSONNEL

President: Dr. John Lombardi (Pamono College '63) — Phone: (904) 392-0186
Faculty Representative: Dr. Nicholas Cassisi (John Carrol '54) — Phone: (904) 372-5408
Athletic Director: Jeremy Foley (Hobart '74) — Phone: (904) 375-4683
Athletic Department Phone: (904) 375-4683 — Ticket Office Phone: (904) 375-4683

MEDIA INFORMATION

Mailing Address: P.O. Box 14485, Gainesville, FL 32604
Overnight Address: North-South Drive (Florida Field), Stadium West, Sports Information Office (3rd Floor), Gainesville, FL 32611
SID: John Humenik — Home Phone: (904) 377-1908
Assistant SID - Basketball: TBA — Home Phone: (904) 331-2631
SID Office Phone: (904) 375-4683 Ext. 6102 (Night) Ext. 6133 — SID Hotline: (904) 375-4683
SID FAX: (904) 375-4809 — Press Row Phone: (904) 371-0281

COACHING STAFF

Head Coach: Lon Kruger (Kansas State '75)
Overall Record: 225-169 (.571, 13 years) — NCAA Appearances: 6 — NIT Appearances: 2
School Record: 92-64 (.590, 5 years) — NCAA Appearances: 2 — NIT Appearances: 2
Office Phone: (904) 375-4683 Ext. 4200/4285 — Best Time to Call: Weekday mornings
Assistant Coaches: Robert McCullum (Birmingham Southern '76), Ron Stewart (Indiana '71), Mike Shepherd (Kansas State '90)
Secretary: Sharon Sullivan

SERIES INFORMATION

Series Record: UK leads 67-20 — Last Game: March 10, 1995 — UK 86, UA 72
Series Record in Lexington: UK leads 34-5 — Series Record in Gainesville: UK leads 24-13
Series Record at Neutral Sites: UK leads 9-2 — First Meeting: 1927 — UK 44, UF 36
Coach Kruger's Record Against UK: 2-10

1995-96 ROSTER

NO	NAME	POS	HT	WT	CL	PPG	RPG	HOMETOWN/HS/JuCo
3	Brian Thompson	F	6-6	218	Sr.	4.4	3.6	Atlanta, Ga./Oak Hill Academy
4	Antrone Lee	G-F	6-7	185	Fr.	18.0	12.0	Thomson, Ga./Thomson
10	Greg Williams	G	6-2	183	Jr.	8.4	2.7	Fairfax, Va./W.T. Woodson
11	Dan Williams	G	6-3	175	So.	2.2	0.7	Dunedin, Fla./Dunedin Sr.
14	Eddie Shannon	G	5-11	160	Fr.	24.0	—	West Palm Beach, Fla./Cardinal Newman
20	Mike McFarland	G	6-3	185	Fr.	8.0	4.0	Clearwater, Fla./Oak Hill Academy
21	Joel Reinhart	F	6-5	205	So.	0.0	0.0	Cocoa Beach, Fla./Cocoa Beach
25	Kendrick Spruel	F	6-8	190	Fr.	20.0	8.0	Baton Rouge, La./Redemptorist
30	Clayton Bates	G	6-2	190	Sr.	1.8	0.3	Gainesville, Fla./P.K. Yonge
32	LeRon Williams	F	6-7	212	So.	2.6	2.1	Bradenton, Fla./Southeast
33	Greg Cristell	C	6-10	235	Fr.	10.0	7.0	Clearwater, Fla./DeMatha
34	John Griffiths	C	6-10	235	Jr.	0.7	0.9	Lilburn, Ga./Parkview
35	Dametri Hill	C-F	6-7	275	Sr.	13.7	5.9	St. Petersburg, Fla./Dixie Hollins
44	Damen Maddox	C	6-8	235	So.	0.5	0.2	Goshen, Ala./Goshen
55	Greg Stolt	F	6-9	230	Fr.	21.0	10.8	Huntsville, Ala./Grissom

PLAYERS RETURNING

3 Starters: Hill, Thompson, Williams

6 Lettermen: Bates, Griffiths, Maddox, D. Williams, L. Williams, Reinhart

PLAYERS LOST

2 Starters: Dan Cross 18.0 ppg, Andrew DeClerq 13.2 ppg

3 Lettermen: Jason Anderson, Svein Dyrkolbotn, Tony Mickens

NEWCOMERS

6 Newcomers: Cristell, Lee, McFarland, Spruel, Shannon, Stolt

1994-95 RESULTS

RECORD: 17-13 (8-8, 3rd SEC East)

STETSON	73-64	W
Boston College	91-65	W
Wake Forest	81-70	W
Kansas	63-69	L
TEXAS	91-73	W
Florida State	71-65	W**
JACKSONVILLE	67-68	L
ST. FRANCIS (Pa.)	87-72	W
@ LSU	66-70	L
VANDERBILT	72-62	W
KENTUCKY	67-83	L
VILLANOVA	70-72	L
South Carolina	71-59	W
Tennessee	62-47	W
Auburn	71-77	L
OLE MISS	72-57	W
Mississippi State	47-70	L
Georgia	82-66	W
SOUTH CAROLINA	71-56	W
TENNESSEE	70-48	W
Kentucky	77-87	L
Florida State	75-62	W
GEORGIA	85-101	L
ALABAMA	66-69	L
ARKANSAS	85-94	L
Vanderbilt	69-58	W
Ole Miss	63-59	W
Mississippi State	80-64	W
Kentucky	72-86	L
Iowa State	61-64	L

*Overtime

1995-96 Schedule

Nov. 11	ATHLETES IN ACTION
Nov. 15	MELBOURNE MAGIC
Nov. 24	CHARLESTON SOUTHERN
Nov. 28	South Florida
Dec. 2-3	George Washington (Children's Charities) Maryland vs. Massachusetts
Dec. 9	WAKE FOREST
Dec. 16	Florida State (The Milk Challenge)
Dec. 20	STETSON
Dec. 29-30	Baylor (All-College Tournament) Oklahoma vs. Eastern Ky.
Jan. 3	at Arkansas
Jan. 6	MISSISSIPPI STATE
Jan. 11	KANSAS
Jan. 13	SOUTH CAROLINA
Jan. 17	at Georgia
Jan. 20	at Ole Miss
Jan. 24	VANDERBILT
Jan. 27	LSU
Jan. 31	at Alabama
Feb. 3	at Kentucky
Feb. 7	TENNESSEE
Feb. 10	AUBURN
Feb. 13	at Vanderbilt
Feb. 21	at South Carolina
Feb. 24	KENTUCKY
Feb. 28	GEORGIA
Mar. 2	at Tennessee
Mar. 7-10	SEC Tournament

Georgia — Jan. 24 — Athens, Feb. 14 — Lexington

1994-95 RESULTS

RECORD: 18-10 (9-7, 2nd SEC East)

WESTERN CAROLINA	94-67	W
GEORGIA SOUTHERN	87-57	W
Mercer	81-71	W
Central Florida	83-52	W
Jacksonville	75-68	W
Georgia Tech	78-86	L
Pittsburgh	87-86	W**
WINTHROP	89-56	W
TENNESSEE TECH	99-72	W
MARIST COLLEGE	101-61	W
Tennessee	57-56	W
MISSISSIPPI STATE	59-60	L
VANDERBILT	65-62	W
Kentucky	71-83	L
Arkansas	82-84	L
AUBURN	83-77	W
South Carolina	59-60	L
Alabama	72-58	W
FLORIDA	66-82	L
TENNESSEE	74-48	W
Vanderbilt	77-83	L
LSU	98-89	W
Florida	101-85	W
SOUTH CAROLINA	66-56	W
KENTUCKY	74-97	L
Ole Miss	79-51	W
Alabama	57-68	L
Nebraska (NIT)	61-69	L

*Overtime

1995-96 SCHEDULE

Nov. 15	AUSTRALIA
Nov. 20	MARATHON OIL
Nov. 27	at Georgia Southern
Nov. 29	WESTERN CAROLINA
Dec. 2	at Pittsburgh
Dec. 7	at North Carolina
Dec. 10	at Winthrop
Dec. 13	GEORGIA TECH
Dec. 16	at Virginia Tech
Dec. 19	CENTRAL FLORIDA
Dec. 21	MERCER
Dec. 30	JACKSONVILLE
Jan. 3	OLE MISS
Jan. 6	at South Carolina
Jan. 13	at Auburn
Jan. 17	FLORIDA
Jan. 20	at Tennessee
Jan. 24	KENTUCKY
Jan. 27	at Vanderbilt
Jan. 31	at Mississippi State
Feb. 3	TENNESSEE
Feb. 7	at LSU
Feb. 10	ALABAMA
Feb. 14	at Kentucky
Feb. 21	VANDERBILT
Feb. 25	ARKANSAS
Feb. 28	at Florida
Mar. 2	SOUTH CAROLINA
Mar 7-10	SEC Tournament

GENERAL INFORMATION

- Location: ATHENS, GA. ■ Enrollment: 29,469
- Colors: RED & BLACK ■ Founded: 1785
- Nickname: BULLDOGS
- NCAA Division/Conference: DIVISION I/SOUTHEASTERN
- Arena (Capacity): GEORGIA COLISEUM (10,523)
- All-Time Record In Arena: 254-126 (30 YEARS)



ORLANDO "TUBBY" SMITH



SHANDON ANDERSON



CARLOS STRONG

UNIVERSITY PERSONNEL

President: Dr. Charles B. Knapp (Iowa State '68) — Phone: (706) 542-1214
Faculty Representative: Dr. Gary Couvillon (SW Louisiana '61) — Phone: (706) 542-0789
Athletic Director: Vince Dooley (Auburn '54) — Phone: (706) 542-9037
Athletic Department Phone: (706) 542-1306 — Ticket Office Phone: (706) 542-1231

MEDIA INFORMATION

Mailing Address: UGA Athletic Association, P.O. Box 1472, Athens, GA 30603-1472
Overnight Address: Georgia Coliseum, 1 Smith Street, Athens, GA 30601
SID: Claude Felton — Home Phone: (706) 543-3910
Assistant SID - Basketball: Tim Hix — Home Phone: (404) 513-0840
SID Office Day/Night: (706) 542-1621 / 542-1145 — SID Hotline: (706) 542-3647
SID FAX: (706) 542-7993 — Press Row Phone: (706) 542-8052

COACHING STAFF

Head Coach: Orlando "Tubby" Smith (High Point '73)
Overall Record: 79-43 (.648, 4 years) — NCAA Appearances: 2 — NIT Appearances: 0
School Record: First Season — NCAA Appearances: NA — NIT Appearances: NA
Office Phone: (706) 542-1432 — Best Time to Call: Contact Tim Hix
Assistant Coaches: Ron Jirsa (Gettysburg '81), Shawn Finney (Fairmont St. '85), Mike Sutton (East Carolina '78)
Secretary: Sandi Behr

SERIES INFORMATION

Series Record: UK leads 86-17 — Last Game: March 1, 1995 — UK 97, UG 74
Series Record in Lexington: UK leads 44-2 — Series Record in Athens: UK leads 26-12
Series Record at Neutral Sites: UK leads 16-3 — First Meeting: 1923 — UK 20, UG 19
Coach Smith's Record Against UK: 0-0

1995-96 ROSTER

NO	NAME	POS	HT	WT	CL	PPG	RPG	HOMETOWN/HS/JuCo
4	Orlando "G.G." Smith	G	5-11	165	Fr..	21.5	6.0	Tulsa, Okla./Cascia Hall Prep
5	Steve Jones	F-G	6-6	205	Sr.	3.4	2.0	Philadelphia, Pa./ Lithonia, Ga.
11	Pertha Robinson	G	6-1	180	Sr.	6.1	4.0	Albany Ga./Dougherty
12	Brian Peterson	G	6-3	180	Sr.	2.0	0.5	Tampa, Fla./Bayshore Christian
13	Katu Davis	G	6-2	185	Sr.	11.0	3.3	Detroit, Mich./Polk CC
23	Ray Harrison	G	6-3	175	Fr.	15	7	Lithonia, Ga./Dunwoody
24	Michael Chadwick	G	6-4	190	Fr.	26.1	11.0	Phenix, City, Ala./Central
25	Carlos Strong	F	6-8	235	Sr.	14.2	6.9	Athens, Ga./Cedar Shoals
31	Kris Nordholz	G	5-10	160	Sr.	1.0	0.4	Gainesville, Ga./Gainesville
40	Shandon Anderson	F-G	6-6	205	Sr.	13.3	5.2	Atlanta, Ga./Crim
42	Jon Nordin	F	6-8	222	Fr.	17.5	9.0	Lithonia, Ga./Shiloh
44	Terrell Bell	C-F	6-10	240	Sr.	3.7	3.2	Athens, Ga./Cedar Shoals

PLAYERS RETURNING

4 Starters: Anderson, Strong, Davis, Robinson

4 Lettermen: Bell, Jones, Peterson, Nordholz

PLAYERS LOST

1 Starter: Charles Claxton 12.1 ppg

2 Lettermen: Ty Wilson, Curtis Carrington

NEWCOMERS

4 Newcomers: Chadwick, Harrison, Nordin, Smith

Georgia Tech — Dec. 9 — Lexington

GENERAL INFORMATION

■ Location: ATLANTA, GA. ■ Enrollment: 13,000
■ Colors: OLD GOLD & WHITE ■ Founded: 1885
■ Nickname: YELLOW JACKETS
■ NCAA Division/Conference: DIVISION I/ATLANTIC COAST
■ Arena (Capacity): ALEXANDER MEMORIAL COLISEUM (10,026)
■ All-Time Record In Arena: 389-132 (39 YEARS)



BOBBY CREMINS



DREW BARRY



MICHAEL MADDOX

UNIVERSITY PERSONNEL

President: Dr. G. Wayne Clough (Georgia Tech '64) — Phone: (404) 894-5051
Faculty Representative: Dr. George Nemhauser (City Col. of N.Y. '58) — Phone: (404) 894-2306
Athletic Director: Dr. Homer C. Rice (Centre College '50) — Phone: (404) 894-5411
Athletic Department Phone: (404) 894-5400 — Ticket Office Phone: (404) 894-5447

MEDIA INFORMATION

Mailing Address: 150 Bobby Dodd Way NW, Atlanta, GA 30332-0455
Overnight Address: 150 Bobby Dodd Way NW, Atlanta, GA 30332-0455
SID: Mike Finn — Home: (770) 938-9910
Assistant SID - Basketball: Mike Stamus — Home Phone: (770) 951-1939
SID Office Phone: (404) 894-5445 — SID Hotline: (404) 222-TECH
SID FAX: (404) 853-2674 — Press Row Phone: (404) 894-5459

COACHING STAFF

Head Coach: Bobby Cremins (South Carolina '70)
Overall Record: 374-230 (.619, 20 years) — NCAA Appearances: 11 — NIT Appearances: 4
School Record: 274-160 (.631, 14 years) — NCAA Appearances: 10 — NIT Appearances: 4
Office Phone: (404) 894-5425 — Best Time to Call: Weekdays, 11:30 a.m. - 12:30 p.m.
Assistant Coaches: Kevin Cantwell (UNC-Asheville '73), Dereck Whittenburg (N.C. State '84)
Secretary: Lillian Rose/Ginny Sparrow

SERIES INFORMATION

Series Record: UK leads 51-14 — Last Game: February 2, 1994 — UK 96, GT 87
Series Record in Lexington: UK leads 29-4 — Series Record in Atlanta: UK leads 16-10
Series Record at Neutral Sites: UK leads 6-0 — First Meeting: 1924 — UK 33, GT 27
Coach Cremins' Record Against UK: 1-1

1995-96 ROSTER

NO	NAME	POS	HT	WT	CL	PPG	RPG	HOMETOWN/HS/JuCo
3	Stephon Marbury	G	6-1	180	Fr.	—	—	Brooklyn, N.Y./Abraham Lincoln
5	Eddie Elisma	F	6-9	210	Jr.	5.8	5.0	New York, N.Y./LaSalle
10	Drew Barry	G	6-5	185	Sr.	13.4	4.9	Danville, Calif./DeLaSalle
11	Gary Saunders	G	6-5	190	Fr.	—	—	New York, N.Y./Brother Rice
15	Matt Harpring	G	6-7	205	So.	12.1	6.2	Dunwoody, Ga./Marist
23	C.J. Williams	G	6-2	195	Jr.	5.8	1.3	West Point, Ga./Woodward Academy
24	Michael Maddox	F	6-8	222	So.	9.1	4.5	Atlanta, Ga./Mays
31	Ryan Murphy	G	6-3	199	So.	0.7	0.3	Flushing, N.Y./Archbishop Molloy
32	Juan Gaston	F	6-7	200	Fr.	—	—	Decatur, Ga./Columbia
33	Bryan Brennan	G	6-4	188	So.	2.1	0.5	Philadelphia, Pa./Archbishop Carroll
42	Ajani Williams	F	6-8	170	Fr.	—	—	Kingston, Jamaica/Calabar
44	John Kelly	G	5-11	160	Sr.	0.7	0.2	Savannah, Ga./Benedictine Military
45	Bucky Hodge	F-C	6-9	216	So.	1.1	1.4	Lake Wales, Fla./Lake Wales

PLAYERS RETURNING

3 Starters: Barry, Elisma, Harpring

6 Lettermen: Brennan, Hodge, Kelly, Maddox, Murphy, C.J. Williams

PLAYERS LOST

2 Starters: Travis Best 20.2 ppg, James Forrest 18.8 ppg

1 Letterman: Todd Harlicka

NEWCOMERS

3 Newcomers: Marbury, Saunders, Gaston

1994-95 RESULTS

RECORD: 18-12 (8-8, 5th ACC)

FLORIDA A&M	112-56	W
COASTAL CAROLINA	90-78	W
W. CAROLINA	89-63	W
E. CAROLINA	100-74	W
LAFAYETTE	112-84	W
Georgia	86-78	W
Louisville	72-77	L
FURMAN	94-73	W
Cincinnati	66-69	L
Oklahoma	89-85	W
Duke	69-76	L
Maryland	67-80	L
DUKE	75-68	W
North Carolina	75-86	L
WAKE FOREST	67-65	W
UNC WILMINGTON	87-68	W
Virginia	85-88	L**
N.C. STATE	75-71	W
Florida State	81-68	W
CLEMSON	80-50	W
MARYLAND	100-91	W
Duke	70-77	L
NORTH CAROLINA	81-85	L
NORTH CAROLINA A&T	85-81	W
Wake Forest	62-73	L
VIRGINIA	60-83	L
N.C. State	72-68	W
FLORIDA STATE	69-67	W
Clemson	63-65	W
Virginia	67-77	L

*Overtime

1995-96 Schedule

Nov. 2	MARATHON OIL
Nov. 15	MANHATTAN (Pre-Season NIT)
Nov. 27	CAMPBELL
Dec. 2	at Appalachian State
Dec. 9	at Kentucky
Dec. 13	at Georgia
Dec. 16	at Louisville
Dec. 18	MOUNT ST. MARY'S
Dec. 22	at Massachusetts
Dec. 29-30	Bradley (Cable Car Classic)
Jan.3	MARYLAND
Jan. 7	at Duke
Jan. 10	NORTH CAROLINA
Jan. 13	WESTERN CAROLINA
Jan. 17	at Wake Forest
Jan. 20	VIRGINIA
Jan. 24	at N.C. State
Jan. 27	FLORIDA STATE
Jan. 30	at Clemson
Feb. 3	at Maryland
Feb. 7	DUKE
Feb. 10	at North Carolina
Feb. 17	WAKE FOREST
Feb. 21	at Virginia
Feb. 25	N.C. STATE
Feb. 28	at Florida State
Mar. 3	CLEMSON
Mar. 7-10	ACC Tournament

Indiana — Dec. 2 — Indianapolis

1994-95 RESULTS

RECORD: 19-12 (11-7, T-3rd Big Ten)

Utah	72-77	L
Chaminade	92-79	W
Tulane	68-86	L
Notre Dame	79-80	L*
Evansville	84-63	W
Kentucky	70-73	L
MOREHEAD STATE	79-62	W
MIAMI (OHIO)	92-77	W
KANSAS	80-61	W
BUTLER	89-66	W
Eastern Kentucky	92-49	W
Arkansas Little-Rock	77-53	W
Iowa	55-74	L
WISCONSIN	73-70	W
MICHIGAN STATE	89-82	W
Illinois	67-78	L
Penn State	71-69	W
MICHIGAN	52-65	L
OHIO STATE	90-75	W
Purdue	66-76	L
Northwestern	88-67	W
MINNESOTA	54-64	L
PURDUE	82-73	W
Ohio State	69-52	W
Michigan	50-61	L
PENN STATE	73-60	W
ILLINOIS	89-85	W
Michigan State	61-67	L
Wisconsin	72-70	W
IOWA	110-79	W
Missouri	60-65	L

*Overtime

1995-96 Schedule

Nov. 10	AQUARIUS-VOLGOGRAD, RUSSIA
Nov. 14	ATHLETES IN ACTION
Nov. 23-26	At Great Alaska Shootout
Nov. 28	NOTRE DAME
Dec. 2	Kentucky
Dec. 8-9	Delaware (Indiana Classic) Bowling Green vs. The Citadel
Dec. 16	at Kansas
Dec. 20	at Evansville
Dec. 23	at DePaul
Dec. 29-30	Appalachian St. (Hoosier Classic) Kent vs. Weber St.
Jan. 3	at Michigan State
Jan. 6	OHIO STATE
Jan. 10	WISCONSIN
Jan. 13	at Illinois
Jan. 16	at Purdue
Jan. 23	MICHIGAN
Jan. 27	at Penn State
Jan. 30	IOWA
Feb. 4	NORTHWESTERN
Feb. 6	at Minnesota
Feb. 11	at Iowa
Feb. 14	PENN STATE
Feb. 18	at Michigan
Feb. 25	PURDUE
Feb. 28	ILLINOIS
Mar. 2	at Wisconsin
Mar. 6	at Ohio State
Mar. 9	MICHIGAN STATE

GENERAL INFORMATION

- Location: BLOOMINGTON, IND. ■ Enrollment: 36,000
- Colors: CREAM & CRIMSON ■ Founded 1820
- Nickname: HOOSIERS
- NCAA Division/Conference: DIVISION I/BIG TEN
- Arena (Capacity): ASSEMBLY HALL (17,357)
- All-Time Record In Arena: 297-37 (24 YEARS)



BOBBY KNIGHT



BRIAN EVANS



TODD LINDEMAN

UNIVERSITY PERSONNEL

President: Myles Brand (RPI '64) — Phone: (812) 855-4613
Faculty Representative: William Perkins — Phone: (812) 855-5583
Athletic Director: Clarence Doninger (Indiana '57) — Phone: (812) 855-1966
Athletic Department Phone: (812) 855-1866 — Ticket Office Phone: (812) 855-4006

MEDIA INFORMATION

Mailing Address: Media Relations Office, Assembly Hall, Bloomington, Ind. 47405
Overnight Address: Media Relations Office, Assembly Hall, 17th Street & Fee Lane, Bloomington, Ind. 47405
SID: Kit Klingelhoffer — Home Phone: (812) 339-6540
Assistant SID - Basketball: Gregg Elkin — Home Phone: (812) 330-0550
SID Office Phone: (812) 855-9399 — SID Office (Night): (812) 855-9401
SID FAX: (812) 855-9401 — Press Row Phone: (812) 855-2754

COACHING STAFF

Head Coach: Bobby Knight (Ohio State '62)
Overall Record: 659-235 (.737, 30 years) — NCAA Appearances: 19 — NIT Appearances: 7
School Record: 557-185 (.751, 24 years) — NCAA Appearances: 19 — NIT Appearances: 3
Office Phone: (812) 855-2238 — Best Time to Call: Contact SID
Assistant Coaches: Dan Dakich (Indiana '85), Norm Ellenberger (Butler '60), Ron Felling (Indiana State '61)
Secretary: Mary Ann Davis

SERIES INFORMATION

Series Record: IU leads 20-18 — Last Game: December 7, 1994 — UK 73, IU 70
Series Record in Lexington: UK leads 7-3 — Series Record in Bloomington: IU leads 9-3
Series Record at Neutral Sites: Tied at 8-8 — First Meeting: 1924 — IU 20, UK 18
Coach Knight's Record Against UK: 14-13

1995-96 ROSTER

NO	NAME	POS	HT	WT	CL	PPG	RPG	HOMETOWN/HS/JuCo
3	Charlie Miller	F/G	6-7	210	So	5.6	2.8	Miami, Fla./South Miami
4	Chris Rowles	G	6-1	185	So.	19.2	7.3	Kansas City, Mo./Carl Sandburg JC
5	Neil Reed	G	6-2	175	So.	5.9	1.7	Metairie, La./East Jefferson
20	Sherron Wilkerson	G	6-4	185	So.	—	—	Jeffersonville, Ind./Jeffersonville
21	Richard Mandeville	C	7-0	250	So.	—	—	Pasadena, Calif./LaCanada
22	Jean Paul	G	6-2	170	So.	0.8	0.1	Naples, Fla./Lely
32	Robbie Eggers	F	6-10	240	So.	0.6	1.1	Cuyahoga Falls, Ohio/Cuyahoga Falls
33	Larry Richardson	F	6-9	220	Fr.	—	—	Orange Park, Fla./Orange Park
34	Brian Evans	F	6-8	220	Sr.	17.4	6.7	Terre Haute, Ind./South
42	Lou Moore	F/G	6-7	215	So.	25.0	9.0	Rock Hill, S.C./Southern Union St. JC
45	Andrae Patterson	F	6-8	230	So.	7.3	3.9	Abilene, Tex./Cooper
50	Todd Lindeman	C	7-0	255	Sr.	4.9	3.1	Channing, Mich./North Dickinson
55	Haris Mujezinovic	F	6-9	250	Jr.	16.9	12.4	Chicago, Ill./Joilet JC

PLAYERS RETURNING

3 Starters: Evans, Patterson, Reed

6 Lettermen: Lindeman, Miller, Mandeville, Wilkerson, Eggers, Paul

Iona — Dec. 27 - 29 — ECAC Holiday Festival

GENERAL INFORMATION

■ Location: NEW ROCHELLE, N.Y. ■ Enrollment: 7,500
■ Colors: MAROON & GOLD ■ Founded: 1940
■ Nickname: GAELS
■ NCAA Division/Conference: DIVISION I/METRO ATLANTIC ATHLETIC
■ Arena (Capacity): MULCAHY CENTER/3,200
■ All-Time Record In Arena: NA



TIM WELSH



MINDAUGAS TIMINSKAS



MIKKEL LARSEN

IONA COLLEGE Basketball

UNIVERSITY PERSONNEL

President: Brother James A. Liguori (Iona '65) — Phone: (914) N/A
Faculty Representative: Dr. Gai Berlage (Smith '65) — Phone: (914) N/A
Athletic Director: Rich Petriccione (Iona '81) — Phone: (914) 633-2305
Athletic Department Phone: (914) 633-2305 — Ticket Office Phone: (914) 633-2307

MEDIA INFORMATION

Mailing Address: Mulcahy Center, 715 North Ave., New Rochelle, NY 10801-1890
Overnight Address: Mulcahy Center, 715 North Ave., New Rochelle, NY 10801-1890
SID: Shawn Brennan — Home Phone: (203) 359-2216
SID Office Phone: (914) 633-2334 — SID Hotline: (914) 633-2670
SID FAX: (914) 633-2072 — Press Row Phone: (914) 633-2255

COACHING STAFF

Head Coach: Tim Welsh (Potsdam State '84)
Overall Record: 5-5 (.500, 1 year) — NCAA Appearances: 0 — NIT Appearances: 0
School Record: 5-5 (.500, 1 year) — NCAA Appearances: 0 — NIT Appearances: 0
Office Phone: (914) 633-2304 — Best Time to Call: 1:00 p.m. - 3:00 p.m.
Assistant Coaches: Jeff Ruland (Iona '91), Steve DeMeo (SUNY-Buffalo '87)
Secretary: N/A

SERIES INFORMATION

Series Record: UK leads 4-0 — Last Game: November 25, 1988 — UK 56, IC 54
Series Record in Lexington: UK leads 2-0 — Series Record in New Rochelle: 0-0
Series Record at Neutral Sites: UK leads 2-0 — First Meeting: 1923 — UK 104, IC 65
Coach Welsh's Record Against UK: 0-0

1995-96 ROSTER

NO	NAME	POS	HT	WT	CL	PPG	RPG	HOMETOWN/HS/JuCo
3	Michael Sanders	G	5-11	185	So.	1.9	0.6	Waterbury, Conn./Sacred Heart
4	Greg Barr	G	6-2	195	Sr.	9.9	2.3	Camden, N.J./Camden
5	Jason Bell	F	6-6	215	Jr.	15.7	9.1	Long Beach, N.Y./Lake City CC
11	Tarance "Tee" Rose	G	5-11	195	Jr.	14.3	—	Florence, S.C./Spartanburg, Methodist JC
13	Greg Deaver	G	6-1	180	Sr.	2.5	0.9	Monroe, N.Y./Naval Prep
15	Rod Zamor	G	6-5	190	Sr.	6.7	2.4	Linden, N.J./Kemper Military JC
21	Kashif Hameed	F	6-8	205	Fr.	—	—	Schenectady, N.Y./Notre Dame-Bishop Gibbons
30	Bryan Matthew	G-F	6-5	205	Jr.	16.3	8.6	Antigua/Daytona Beach CC
32	Karsten Kemma	C-F	6-10	245	Jr.	2.3	1.9	Wuppertal, Germany/Wuppertal
33	Mikkel Larsen	C	6-10	240	Sr.	17.5	6.3	Hellested, Denmark/Boestofteskoler
34	Harm Van Woerkom	G-F	6-6	215	Jr.	1.0	0.6	Zeist, Holland/Stichtse
41	Mindaugas Timinskas	F	6-7	220	Jr.	14.9	6.8	Lithuania/Silute
44	Kelvin Browning	F	6-8	215	Sr.	6.0	3.7	Spartanburg, S.C./Spartanburg Methodist JC

PLAYERS RETURNING

3 Starters: Larsen, Timinskas, Zamor

6 Lettermen: Barr, Browning, Kemma, Deaver, Sanders, Van Woerkom

PLAYERS LOST

2 Starters: John Estick 8.0 ppg, Terry Martin 7.2 ppg

2 Lettermen: Rickey Rivers, Delroy Phang

NEWCOMERS

4 Newcomers: Hameed, Rose, Matthew, J. Bell

1994-95 RESULTS

RECORD: 10-17 [6-8, 5th MAAC]

CENTRAL MICHIGAN	99-95	W
Davidson	77-88	L
KENT STATE	68-80	L
Rhode Island	70-80	L
Fordham	70-60	W
WAGNER	76-80	L
HARVARD	82-57	W
BUFFALO	78-81	L
MANHATTAN	73-66	W
Hartford	82-86	L
Northeastern	65-79	L
Fairfield	66-75	L
BUCKNELL	65-62	W
Siena	81-100	L
ST. PETER'S	57-66	L
Canisius	72-87	L
Niagara	74-61	W
Notre Dame	58-71	L
LOYOLA	99-80	W
SIENA	103-115	L
Manhattan	67-84	L
Loyola	54-68	L
NIAGARA	98-80	W
CANISIUS	84-58	W
FAIRFIELD	58-63	L
St. Peter's	80-77	W
Fairfield	79-81	L

1995-96 SCHEDULE

Nov. 9	DOMINICAN ALL-STARS
Nov. 17	CONVERSE ALL-STARS
Nov. 25	at Cleveland State
Dec. 1-2	IONA CLASSIC (American, Cornell, Wagner)
Dec. 9	FORDHAM
Dec. 13	RHODE ISLAND
Dec. 23	DETROIT-MERCY
Dec. 27-29	St. John's (ECAC Holiday Festival) Rider vs. Kentucky
Jan. 3	at Fairleigh Dickinson
Jan. 8	at American
Jan. 11	at Hampton
Jan. 14	at Fairfield
Jan. 18	at Loyola
Jan. 21	CANISIUS
Jan. 23	Manhattan
Jan. 25	ST. PETER'S
Jan. 28	COLGATE
Jan. 30	SIENA
Feb. 2	at Niagara
Feb. 4	at Canisius
Feb. 8	NIAGARA
Feb. 11	MANHATTAN
Feb. 13	at St. Peter's
Feb. 19	FAIRFIELD
Feb. 22	at Siena
Feb. 24	LOYOLA
Mar. 2-5	MAAC Tournament

Louisiana State — Jan. 16 — Baton Rouge

1994-95 RESULTS

RECORD: 12-15 (6-10, 5th SEC West)

SOUTHEASTERN LA.	106-80	W
McNEESE STATE	86-71	W
GEORGE MASON	127-104	W
TROY STATE	113-78	W
UCLA	72-92	L
Oklahoma State	67-111	L
COPPIN STATE	66-69	L
GEORGIA STATE	105-70	W
MD-BALTIMORE COUNTY	88-67	W
FLORIDA	70-66	W
Texas	71-80	L
Auburn	76-73	W
Alabama	74-61	W
OLE MISS	87-81	W
Miss. State	60-73	L
VANDERBILT	58-66	L
Arkansas	81-105	L
Tennessee	56-52	W
MISS. STATE	61-67	L
ALABAMA	66-74	L
Ole Miss	90-102	L
Georgia	89-98	L
ARKANSAS	90-92	L
AUBURN	89-78	W
SOUTH CAROLINA	62-69	L
Kentucky	80-127	L
Vanderbilt	61-85	L

1995-96 Schedule

Nov. 8	ATHLETES IN ACTION
Nov. 15	AUSTRALIAN ALL-STARS
Nov. 24-26	St. Louis (Hawaii Tipoff Classic) Dayton vs. Hawaii
Nov. 29	SOUTHERN
Dec. 1	McNEESE STATE
Dec. 5	MICHIGAN
Dec. 16	TENNESSEE-MARTIN
Dec. 19	CENTENARY
Dec. 22	JACKSON STATE
Dec. 23	LOUISIANA COLLEGE
Dec. 29	MARIST
Dec. 30	CORNELL
Jan. 3	MISSISSIPPI STATE
Jan. 6	ALABAMA
Jan. 10	at Vanderbilt
Jan. 16	KENTUCKY
Jan. 21	at Auburn
Jan. 23	NICHOLLS STATE
Jan. 27	at Florida
Jan. 30	at Arkansas
Feb. 3	OLE MISS
Feb. 7	GEORGIA
Feb. 10	at South Carolina
Feb. 14	TENNESSEE
Feb. 17	at Alabama
Feb. 21	at Mississippi State
Feb. 24	AUBURN
Feb. 28	at Ole Miss
Mar. 2	ARKANSAS
Mar. 7-10	SEC Tournament

GENERAL INFORMATION

■ Location: BATON ROUGE, LA. ■ Enrollment: 24,160

■ Colors: PURPLE & GOLD ■ Founded: 1860

■ Nickname: FIGHTING TIGERS

■ NCAA Division/Conference: DIVISION I/SOUTHEASTERN

■ Arena (Capacity): PETE MARAVICH ASSEMBLY CENTER (14,164)

■ All-Time Record In Arena: 268-89 (24 YEARS)



DALE BROWN



RONNIE HENDERSON



RANDY LIVINGSTON

UNIVERSITY PERSONNEL

President: Dr. William E. "Bud" Davis (Colorado '51) — Phone: (504) 288-6977
Faculty Representative: Dr. Pat Culbertson (LSU '63) — Phone: (504) 388-3783
Athletic Director: Joe Dean (LSU '55) — Phone: (504) 388-3600
Athletic Department Phone: (504) 334-4578 — Ticket Office Phone: (504) 388-2184

MEDIA INFORMATION

Mailing Address: LSU Sports Information Office, P.O. Box 25095, Baton Rouge, LA 70894
Overnight Address: Room 501, LSU Athletic Administration Building, North Stadium Dr. at Nicholson Dr., Baton Rouge, LA 70894
SID: Herb Vincent — Home Phone: (504) 336-4781
Associate SID - Basketball: Kent Lowe — Home Phone: (504) 292-9405
SID Office Phone: (504) 388-8226 — SID Hotline: (504) 388-6951
SID FAX: (504) 388-1861 — Press Row Phone: (504) 388-8226

COACHING STAFF

Head Coach: Dale Brown (Minot State '57)
Overall Record: 426-264 (.617, 23 years) — NCAA Appearances: 13 — NIT Appearances: 2
School Record: 426-264 (.617, 23 years) — NCAA Appearances: 13 — NIT Appearances: 2
Office Phone: (504) 388-8217 — Best Time to Call: 11:00 a.m. - Noon, non-game weekdays
Assistant Coaches: Johnny Jones (LSU '85), Bob Starkey, Ari Fisher (LSU '92), Jim Childers (South Carolina '74)
Secretary: Wanda Thomas

SERIES INFORMATION

Series Record: UK leads 66-20 — Last Game: March 4, 1995 — UK 127, LSU 80
Series Record in Lexington: UK leads 32-4 — Series Record in Baton Rouge: UK leads 22-14
Series Record at Neutral Sites: UK leads 12-2 — First Meeting: 1933 — UK 51, LSU 38
Coach Brown's Record Against UK: 18-31

1995-96 ROSTER

NO	NAME	POS	HT	WT	CL	PPG	RPG	HOMETOWN/HS/JuCo
4	Gene Nabors	G	6-0	177	Fr.	19.0	5.4	Beckley, W. Va./Woodrow Wilson
5	Landers Nolley	G/F	6-6	197	Sr.	10.8	4.7	Atlanta, Ga./Hiwassee JC
10	David Bosley	G	5-10	169	Jr.	2.7	1.1	Paden City, W. Va./Paden City
14	Quenton Thomas	G	6-0	170	So.	2.4	1.6	Humble, Texas/Humble
15	Deuce Ford	G	6-5	234	Jr.	*7.9	3.2	Memphis, Tenn./Univ. of Memphis
20	Ronnie Henderson	G	6-4	206	Jr.	23.5	5.3	Jackson, Miss./Murrah
21	Randy Livingston	G	6-4	205	So.	14.0	4.0	New Orleans, La./Newman
22	Maurice Carter	G	6-5	187	Fr.	23.5	6.0	Jackson, Miss./Forest Hill
32	Nick Sheppard	C	6-9	250	Fr.	19.1	—	Lake Charles, La./Barbe
35	Rogers Washington	F	6-6	210	Fr.	28.0	11.3	Franklin, La./Hanson Memorial
41	Duane Spencer	F	6-9	216	Jr.	*3.4	3.8	New Orleans, La./Georgetown Univ.
43	Misha Mutavdzic	C	6-9	278	Sr.	6.9	4.4	Belgrade, Yugoslavia/Wagner College
44	Adam Walton	F	6-8	212	Fr.	—	—	San Diego, Calif./Torrey Pines
45	Roman Rubchenko	F	6-8	222	Sr.	12.7	6.9	Cherkassy, Ukraine/Old Farms (Conn.) Prep
54	Garrick Scott	F	6-8	279	Sr.	2.3	3.0	Jackson, La./Panola JC

* Statistics from 1993-94

PLAYERS RETURNING

4 Starters: Livingston, Henderson, Nolley, Rubchenko

4 Lettermen: Bosley, Thomas, Mutavdzic, Scott

PLAYERS LOST

1 Starter: Clarence Ceasar 12.7 ppg

2 Lettermen: Djole Palfi, Alonzo Johnson

NEWCOMERS

8 Newcomers: Nabors, Carter, Ford, Washington, Spencer, Hall, Walton, Sheppard

Louisville — Dec. 23 — Lexington

GENERAL INFORMATION

■ Location: LOUISVILLE, KY. ■ Enrollment: 22,000
■ Colors: RED, BLACK & WHITE ■ Founded: 1798
■ Nickname: CARDINALS
■ NCAA Division/Conference: DIVISION I/CONFERENCE USA
■ Arena (Capacity): FREEDOM HALL (18,865)
■ All-Time Record In Arena: 484-87 (39 YEARS)



DENNY CRUM



DEJUAN WHEAT



SAMAKI WALKER



UNIVERSITY PERSONNEL

President: Dr. John Schumaker — Phone: (502) 852-5417
Faculty Representative: Dr. Arthur Reihl (Indiana) — Phone: (502) 852-6306
Athletic Director: Bill Olsen (Louisville '63) — Phone: (502) 852-5732
Athletic Department Phone: (502) 852-5732 — Ticket Office Phone: (502) 852-5151

MEDIA INFORMATION

Mailing Address: U of L Sports Information Office, Louisville, KY 40292
Overnight Address: Floyd and Brandeis Sts., SAC Rm. E203B, Louisville, KY 40292
SID: Kenny Klein — Home Phone: (502) 636-3555
Assistant SID - Basketball: Nancy Smith — Home Phone: (502) 893-8349
SID Office Phone: (502) 852-6581 — SID Office (Night): (502) 852-6581
SID FAX: (502) 852-7401 — Press Row Phone: (502) 852-5567

COACHING STAFF

Head Coach: Denny Crum (UCLA '58)
Overall Record: 565-212 (.727, 24 years) — NCAA Appearances: 19 — NIT Appearances: 3
School Record: 565-212 (.727, 24 years) — NCAA Appearances: 19 — NIT Appearances: 3
Office Phone: (502) 852-6651 — Best Time to Call: Weekday Mornings
Assistant Coaches: Larry Gay (Florida State '73), Jerry Jones (Valparaiso '56), Scooter McCray (Louisville '88)
Secretary: Judy Cowgill

SERIES INFORMATION

Series Record: UK leads 18-8 — Last Game: January 1, 1995 — UL 88, UK 86
Series Record in Lexington: UK leads 10-2 — Series Record in Louisville: UK leads 6-4
Series Record at Neutral Sites: Tied at 2-2 — First Meeting: 1913 — UK 34, UL 10
Coach Crum's Record Against UK: 5-9

1995-96 ROSTER

NO	NAME	POS	HT	WT	CL	PPG	RPG	HOMETOWN/HS/JuCo
3	Brian Kiser	F	6-7	200	Sr.	6.7	2.2	Irvine, Ky/Estill County
4	Tick Rogers	G	6-5	180	Sr.	9.5	4.3	Munfordville, Ky./Hart County
5	Alvin Sims	G/F	6-4	210	Jr.	6.4	3.1	Paris, Ky./Paris
11	Charlie Taylor	G	5-9	160	Fr.	13.6	2.2	Louisville, Ky./Pleasure Ridge Park
12	Matt Akridge	G	6-2	175	So.	—	—	Louisville, Ky./Eastern
13	B.J. Flynn	G	6-2	190	Jr.	3.9	1.5	Jeffersonville, Ind./Jeffersonville
15	Micah Langston	G	6-4	190	Fr.	—	—	Pueblo, Colo./Pueblo South
20	Jimmy King	G	6-1	195	Sr.	—	—	Louisville, Ky./St. Xavier
21	Robby Wine	F	6-4	190	Sr.	—	—	Louisville, Ky./St. Xavier
23	Eric Johnson	G/F	6-3	200	So.	5.3	2.2	Cincinnati, Ohio/Woodward
24	Craig Farmer	G/F	6-5	200	So.	—	—	Cairo, Ill./Cairo
25	Jason Osborne	F	6-8	200	Jr.	11.6	5.6	Louisville, Ky./Male
32	DeJuan Wheat	G	6-0	160	Jr.	16.5	2.7	Louisville, Ky./Ballard
33	Beau Zach Smith	F/C	6-8	210	Jr.	2.0	1.8	Peoria, Ill./Peoria
44	Alex Sanders	F/C	6-7	240	So.	19.3	8.2	Houston, Tx./Oak Hill Academy
50	Damion Dantzler	F	6-7	205	So.	2.6	1.6	Chicago, Ill./Westinghouse
52	Samaki Walker	C	6-9	220	So.	13.7	7.2	Columbus, Ohio/Whitehall

PLAYERS RETURNING

5 Starters: Wheat, Rogers, Walker, Osborne, Kiser

5 Lettermen: Sims, Johnson, Flynn, Smith, Dantzler

PLAYERS LOST

NEWCOMERS

4 Newcomers: Sanders, Taylor, Akridge, Langston

1994-95 RESULTS

RECORD: 19-14 (7-5, T-2nd Metro)

Jackson State	90-64	W
Brigham Young	60-75	L
Villanova	81-82	L
Michigan State	71-85	L
WESTERN CAROLINA	108-76	W
EASTERN KENTUCKY	89-75	W
Georgia Tech	77-72	W
UNLV	89-72	W
Dayton	92-78	W
KENTUCKY	88-86	W
Virginia Commonwealth	63-67	L
NOTRE DAME	80-72	W
Virginia Tech	62-61	W
SOUTHERN MISSISSIPPI	72-74	L
UNC-Charlotte	82-86	L
Tulane	73-76	L
SAN FRANCISCO	82-61	W
VIRGINIA TECH	78-74	W
UNC-CHARLOTTE	79-57	W
Towson State	69-81	L
SOUTH FLORIDA	66-65	W
TULANE	71-56	W
South Florida	79-64	W
TEMPLE	48-53	L
Southern Mississippi	63-74	L
Massachusetts	76-91	L
DePaul	81-82	L
VA. COMMONWEALTH	80-64	W
UCLA	73-91	L
VA. COMMONWEALTH	84-61	W
TULANE	81-80	W*
SOUTHERN MISSISSIPPI	78-64	W
Memphis	56-77	L

*Overtime

1995-96 SCHEDULE

Nov. 19	RUSSIAN OLYMPIC TEAM
Nov. 24-26	America (San Juan Shootout)
Nov. 30	at Boston College
Dec. 2	MICHIGAN STATE
Dec. 6	MOREHEAD STATE
Dec. 9	TEXAS
Dec 13	EASTERN KENTUCKY
Dec. 16	at Georgia Tech
Dec. 18	ATHLETES IN ACTION
Dec. 20	MURRAY STATE
Dec. 23	at Kentucky
Dec. 30	TOWSON STATE
Jan. 3	at St. Louis
Jan. 7	at Depaul
Jan. 10	UNC-CHARLOTTE
Jan. 13	at St. John's
Jan. 17	at UAB
Jan. 21	SOUTHERN MISSISSIPPI
Jan. 24	ST. LOUIS
Jan. 27	at UCLA
Jan. 31	at South Florida
Feb. 3	MEMPHIS
Feb. 8	TULANE
Feb. 1	UAB
Feb. 1	at UNC-Charlotte
Feb. 2	at Cincinnati
Feb. 2	at Memphis
Feb. 28	at Marquette
March 2	UMASS
March 6-9	Conference USA Tournament

Marshall — Dec. 19 — Louisville

1994-95 RESULTS

RECORD: 18-9 (10-4, 1st SC)

BLUEFIELD	112-67	W
Central Michigan	87-80	W
Eastern Kentucky	88-71	W
U.T. Martin	92-84	W
Canisius	102-92	W
CENTRAL MICHIGAN	87-76	W
KANSAS STATE	81-87	L
Kentucky	75-116	L
Wake Forest	59-95	L
EASTERN KENTUCKY	89-64	W
U.T. CHATTANOOGA	95-83	W
APPALACHIAN STATE	93-80	W
Virginia Military	112-87	W
West Virginia	82-89	L
EAST TENN. STATE	82-85	L
U.T. Chattanooga	63-80	L
Davidson	63-78	L
FURMAN	68-77	L
The Citadel	76-62	W
WESTERN CAROLINA	73-65	W
GEORGIA SOUTHERN	103-53	W
Appalachian State	70-69	W
VIRGINIA MILITARY	107-62	W
East Tenn. State	74-61	W
DAVIDSON	81-76	W
Georgia Southern	83-63	W
Appalachian State	82-93	L

1995-96 SCHEDULE

Nov. 11	AUSTRALIAN NATIONAL
Nov. 18	REEBOK
Nov. 25	MILLIGAN COLLEGE
Nov. 28	at U.T. Chattanooga
Dec. 2	at Kansas State
Dec. 8	at Morehead State
Dec. 10	BUTLER
Dec. 15	SOUTHWESTERN LOUISIANA
Dec. 19	Kentucky
Dec. 23	RADFORD
Jan. 3	at Nevada-Reno
Jan. 6	HAMPTON
Jan. 8	JACKSONVILLE STATE
Jan. 13	at Appalachian State
Jan. 15	VMI
Jan. 17	at West Virginia
Jan. 20	at East Tenn. State
Jan. 22	U.T. CHATTANOOGA
Jan. 27	DAVIDSON
Jan. 29	at Furman
Feb. 3	THE CITADEL
Feb. 5	at Western Carolina
Feb. 10	at Georgia Southern
Feb. 12	APPALACHIAN STATE
Feb. 17	at VMI
Feb. 19	EAST TENN. STATE
Feb. 24	at Davidson
Feb. 26	GEORGIA SOUTHERN
Feb. 29-3	SC Tournament

GENERAL INFORMATION

- Location: HUNTINGTON, W.VA. ■ Enrollment: 12,500
- Colors: GREEN & WHITE ■ Founded: 1837
- Nickname: THUNDERING HERD
- NCAA Division/Conference: DIVISION I/SOUTHERN
- Arena (Capacity): HENDERSON CENTER (10,250)
- All-Time Record In Arena: 152-46 (13 YEARS)

MARSHALL UNIVERSITY



BILLY DONOVAN



CHRIS GRAY



KEITH VENEY

UNIVERSITY PERSONNEL

President: Dr. J. Wade Gilley — Phone: (304) 696-2300
Faculty Representative: Dr. Robert Sawrey — Phone: (304) 696-3347
Athletic Director: Lee Moon — Phone: (304) 696-5408
Athletic Department Phone: (304) 696-5408 — Ticket Office Phone: 1-800-THE-HERD

MEDIA INFORMATION

Mailing Address: P.O. Box 1360, Huntington, W. Va. 25715
Overnight Address: 20th St. & 3rd Ave., HC 2036, Huntington, W. Va. 25755
SID - Basketball Contact: Gary Richter — Home Phone: (304) 429-4313
SID Office Phone: (304) 696-5275 — SID Office (Night): (304) 696-4660
SID FAX: (304) 696-2325 — Press Row Phone: (304) 696-3300

COACHING STAFF

Head Coach: Billy Donovan (Providence '87)
Overall Record: 18-9 (.667, 1 year) — NCAA Appearances: 0 — NIT Appearances: 0
School Record: 18-9 (.667, 1 year) — NCAA Appearances: 0 — NIT Appearances: 0
Office Phone: (304) 696-6460 — Best Time to Call: Wednesday before practice at Henderson Center Arena
Assistant Coaches: Anthony Grant (Dayton '87), John Pelphrey (Kentucky '91), Donnie Jones (Pikeville College '88)
Secretary: Christal Perry

SERIES INFORMATION

Series Record: UK leads 8-0 — Last Game: December 27,1994 — UK 116, MU 75
Series Record in Lexington: UK leads 6-0 — Series Record in Huntington: UK leads 1-0
Series Record at Neutral Sites: UK leads 1-0 — First Meeting: 1914 — UK 46, MU 6
Coach Donovan's Record Against UK: 0-1

1995-96 ROSTER

NO	NAME	POS	HT	WT	CL	PPG	RPG	HOMETOWN/HS/JuCo
12	Chris Gray	G	6-0	166	So.	4.7	1.9	Wheaton, Md./Good Counsel
15	Refiloe Lethunya	F	6-7	205	Fr.	—	—	Annandale, Va./Potomac
32	Carlton King	F	6-5	190	Fr.	—	—	Fairmont, W. Va./Fairmont
33	John Brannen	F	6-7	192	Jr.	9.8	3.9	Alexandria, Ky./Newport Catholic/Morehead St.
34	Gary Brewster	F	6-6	220	Jr.	—	—	El Paso, Texas/Lon Morris JC
40	John Brown	C	6-8	235	So.	14.8	6.2	Miami, Fla./Miami Senior/Midland JC
44	Frank Lee	G	6-2	190	Fr.	20	7	Ashland, Ky./Boyd County
50	Sidney Coles	G	6-5	177	Jr.	1.9	0.8	Lewisburg, W.Va./Greenbrier East/Memphis
52	Keith Veney	G	6-1	199	Jr.	13.3	2.6	Seabrook, Md./Bishop McNamara/Lamar
55	Jason Williams	G	6-1	190	Fr.	17.9	—	Belle, W.Va./DuPont

PLAYERS RETURNING

1 Lettermen: Gray

PLAYERS LOST

5 Starters: Tink Brown 10.2 ppg, Shawn Moore 19.9 ppg, Troy Gray 12.6 ppg, Malik Hightower 12.1 ppg, Doug Shieppe 7.2 ppg

1 Letterman: Thad Bonapart

NEWCOMERS

9 Newcomers: Veney, Brannen, Brown, Coles, Lee, Williams, Brewster, King, Lethunya

Maryland — Nov. 24 — Springfield, Mass.

GENERAL INFORMATION

■ Location: COLLEGE PARK, MD. ■ Enrollment: 18,813
■ Colors: RED, WHITE, BLACK & GOLD ■ Founded: 1807
■ Nickname: TERRAPINS
■ NCAA Division/Conference: NCAA DIVISION I/ATLANTIC COAST
■ Arena (Capacity): COLE FIELD HOUSE (14,500)
■ All-Time Record In Arena: 397-138 (39 Years)



GARY WILLIAMS



EXREE HIPP



JOHNNY RHODES

MARYLAND TERRAPINS

UNIVERSITY PERSONNEL

President: William E. Kirwan (Kentucky '60) — Phone: (301) 405-5803
Faculty Representative: Dr. Betty F. Smith (Arkansas '51) — Phone: (301) 405-6655
Athletic Director: Deborah A Yow (Elon College '74) — Phone: (301) 314-7075
Athletic Department Phone: (301) 314-7075 — Ticket Office Phone: (301) 314-7070

MEDIA INFORMATION

Mailing Address: P.O. Box 295, College Park, MD 20741
Overnight Address: Room 1102 Cole Field House, Campus Drive, College Park, MD 20741
SID: Herb Hartnett — Home Phone: (410) 730-8824
Assistant SID - Basketball: Chuck Walsh — Home Phone (301) 890-9671
SID Office Phone: (301) 314-7065 — SID Hotline: (310) 314-8377
SID FAX: (301) 314-9094 — Press Row Phone: (301) 314-8624

COACHING STAFF

Head Coach: Gary Williams (Maryland '68)
Overall Record: 312-205 (17 Years) — NCAA Appearances: 5 — NIT Appearances: 6
School Record: 105-77 (6 Years) — NCAA Appearances: 2 — NIT Appearances: 1
Office Phone: (301) 341-7029 — Best Time to Call: Through Sports Information
Assistant Coaches: Billy Hahn (Maryland '75), Art Perry (Rutgers '75), Jimmy Patsos (Catholic '89)
Secretary: Cleo Long-Thomas

SERIES INFORMATION

Series Record: UK leads 4-3 — Last Game: December 15, 1957 — UK 58, UM 56 (OT)
Series Record in Lexington: UK leads 2-0 — Series Record in College Park: UM leads 2-1
Series Record at Neutral Sites: Tied at 1-1 — First Meeting: 1928 — UM 37, UK 7
Coach Williams' Record Against UK: 1-0

1995-96 ROSTER

NO	NAME	POS	HT	WT	CL	PPG	RPG	HOMETOWN/HS/JuCo
3	LaRon Profit	F/G	6-6	180	Fr.	25.8	9.0	Dover, Del./Cesar Rodney
4	Exree Hipp	F	6-8	205	Sr.	13.6	4.2	Washington, D.C./Harker Prep
5	Matt Raydo	G	5-10	160	Jr.	1.0	0.5	Ft. Lauderdale, Fla./Cardinal Gibbons
10	Duane Simpkins	G	6-0	178	Sr.	10.5	2.1	Ft. Washington, Md./DeMatha
11	Matt Kovarik	G	6-5	182	Jr.	0.7	0.9	Greensboro, N.C./Grimsley
12	Terrell Stokes	G	6-0	175	Fr.	13.8	9.2	Philadelphia, Pa./Simon Gratz
13	Sarunas Jasikevicius	G	6-4	190	So.	3.1	0.7	Kaunas, Lithuania/Solanco, Pa.
15	Johnny Rhodes	G	6-4	205	Sr.	14.0	5.3	Washington, D.C./Washington Dunbar
21	Mario Lucas	F	6-8	231	Sr.	7.1	3.7	Memphis, Tenn./Fairley
22	Keith Booth	F	6-5	221	Jr.	10.9	7.3	Baltimore, Md./Baltimore Dunbar
25	Rodney Elliott	F	6-9	220	So.	1.4	1.5	Baltimore, Md./Baltimore Dunbar
54	Obinna Ekezie	F/C	6-10	250	Fr.	20.0	10.0	Clinton, Md./Worcester Academy

PLAYERS RETURNING

4 Starters: Booth, Hipp, Simpkins, Rhodes

5 Lettermen: Elliott, Jasikevicius, Kovarik, Lucas, Raydo

PLAYERS LOST

1 Starter: Joe Smith 20.1 ppg

3 Lettermen: Wayne Bristol, Donny Judd, Kurtis Shultz

NEWCOMERS

3 Newcomers: Ekezie, Profit, Stokes

1994-95 RESULTS

RECORD: 26-8 (12-4, T-1st ACC)

Chaminade	95-67	W
Utah	90-78	W
Arizona State	90-97	L
LOYOLA (MD)	92-62	W
BUCKNELL	102-64	W
UMBC	102-77	W
COLGATE	113-53	W
Massachusetts	74-85	L
TOWSON STATE	120-73	W
MORGAN STATE	138-72	W
LA SALLE	96-80	W
AMERICAN	98-77	W
GA. TECH	80-67	W
North Carolina	90-100	L
Florida State	70-57	W
WAKE FOREST	76-66	W
N.C. State	84-67	W
Clemson	56-51	W
DUKE	74-72	W
VIRGINIA	71-62	W
Ga. Tech	91-100	L
NORTH CAROLINA	86-73	W
FLORIDA STATE	80-65	W
Wake Forest	54-63	L
Cincinnati	74-72	W
N.C. STATE	84-71	W
CLEMSON	84-68	W
Duke	94-92	W
Virginia	67-82	L
Florida State	71-64	W
North Carolina	92-97	L*
Gonzaga	87-63	W
Texas	82-68	W
Connecticut	89-99	L

*Overtime

1995-96 SCHEDULE

Nov. 13	COURT AUTHORITY
Nov. 20	AUSTRALIAN NATIONAL TEAM
Nov. 24	Kentucky
Nov. 27	TOWSON STATE
Dec. 2-3	UMass (Franklin Natl. Bank Classic) Florida vs. G. Washington
Dec. 6	HOWARD
Dec. 9	at UCLA (Wooden Classic)
Dec. 13	RIDER
Dec. 23	AMERICAN
Dec. 28	MARYLAND-EASTERN SHORE
Jan. 3	at Ga. Tech
Jan. 6	NORTH CAROLINA
Jan. 9	FLORIDA STATE
Jan. 13	at Wake Forest
Jan. 17	DELAWARE STATE
Jan. 20	N. C. STATE
Jan. 24	CLEMSON
Jan. 28	at Duke
Feb. 1	at Virginia
Feb. 3	GA. TECH
Feb. 6	at North Carolina
Feb. 10	at Florida State
Feb. 15	WAKE FOREST
Feb. 18	MISSOURI
Feb. 21	at N. C. State
Feb. 24	at Clemson
Feb. 28	DUKE
March 2	VIRGINIA
March 7-10	ACC Tournament

UMass — Nov. 28 — Auburn Hills, Mich.

1994-95 RESULTS

RECORD: 29-5 (13-3, 1st Atlantic 10)

Arkansas	104-80	W
Kansas	75-81	L
PITTSBURGH	85-57	W
Maryland	85-74	W
PRINCETON	88-67	W
WESTERN KENTUCKY	91-72	W
WEST VIRGINIA	95-65	W
St. Louis	80-74	W
LaSalle	87-64	W
St. Bonaventure	81-76	W*
RUTGERS	85-68	W
PENNSYLVANIA	93-60	W
Rhode Island	91-75	W
TEMPLE	59-58	W
Duquesne	103-53	W
West Virginia	97-94	W*
ST. BONAVENTURE	79-62	W
ST. JOSEPH'S	74-62	W
George Washington	75-78	L
Southwestern Louuisiana	94-63	W
GEORGETOWN	78-80	L
DUQUESNE	73-56	W
LOUISVILLE	91-76	W
Temple	63-72	L
St. Joseph's	77-58	W
RHODE ISLAND	86-71	W
Rutgers	77-62	W
Duquesne	79-53	W
St. Joseph's	68-57	W
Temple	63-44	W
St. Peter's	68-51	W
Stanford	75-53	W
Tulsa	76-51	W
Oklahoma State	54-68	L

*Overtime

1995-96 SCHEDULE

Nov. 7	EXHIBITION GAME
Nov. 28	Kentucky (Great Eight)
Dec. 2-3	Maryland (Franklin Natl. Bank Classic) Florida vs. George Washington
Wed. 6	WAKE FOREST
Dec. 9	Boston College
Dec. 12	N.C. WILMINGTON
Dec. 22	Georgia Tech
Dec. 28-30	N.C. State (Rainbow Classic)
Jan. 4	Memphis
Jan. 6	DAYTON
Jan. 9	at St. Joseph's
Jan. 14	at St. Bonaventure
Jan.17	RHODE ISLAND
Jan. 20	at Duquesne
Jan. 23	at Pittsburgh
Jan. 27	ST. BONAVENTURE
Jan. 30	FORDHAM
Feb. 1	at Temple
Feb. 4	at Xavier
Feb. 6	Fordam
Feb. 11	TEMPLE
Feb. 15	LASALLE
Feb. 17	at Virginia Tech
Feb. 20	Rhode Island
Feb. 24	GEORGE WASHINGTON
Feb. 28	ST. JOSEPH'S
March 2	at Louisville
March 6-9	Atlantic 10 Tournament

GENERAL INFORMATION

- Location: AMHERST, MASS. ■ Enrollment: 22,728
- Colors: MAROON & WHITE ■ Founded: 1863
- Nickname: MINUTEMEN
- NCAA Division/Conference: NCAA DIVISION I/ATLANTIC 10
- Arena (Capacity): WILLIAM D. MULLINS MEMORIAL CENTER (9,493)
- All-Time Record In Arena: 30-1 (2 YEARS)

UMass basketball



JOHN CALIPARI



DONTA BRIGHT



MARCUS CAMBY

UNIVERSITY PERSONNEL

Chancellor: David Scott (Oxford '62) — Phone: (413) 545-2211
Faculty Representative: Glenn Wong — Phone: (413) 545-0441
Athletic Director: Bob Marcum (Marshall '59) — Phone: (413) 545-4086
Athletic Department Phone: (413) 545-2691 — Ticket Office Phone: (413) 545-0810

MEDIA INFORMATION

Mailing Address: 255 Boyden Building, Univ. of Massachusetts, Amherst, MA 01003
Overnight address: 255 Boyden Building, Univ. of Massachusetts, Amherst, MA 01003
SID: Bill Strickland — Home Phone: (413) 665-0551
SID Office Phone: (413) 545-2439 — SID Hotline: (413) 545-4545
SID FAX: (413) 545-1556 — Press Row Phone: (413) 545-3550

COACHING STAFF

Head Coach: John Calipari (Clarion State '82)
Overall Record: 158-69 (7 Years) — NCAA Appearances: 4 — NIT Appearances: 2
School Record: 158-69 (7 Years) — NCAA Appearances: 4 — NIT Appearances: 2
Office Phone: (413) 545-2610 — Best Time to Call:
Assistant Coaches: James "Bruiser" Flint (St. Joseph's '87), John Robic (Denison '86), Ed Schilling (Miami-Ohio '89)
Secretary: Bonnie Martin

SERIES INFORMATION

Series Record: UK leads 3-0 — Last Game: February 6, 1994 — UK 67, UM 64
Series Record in Lexington: UK leads 1-0 — Series Record in Amherst: 0-0
Series Record in Neutral Sites: UK leads 2-0 — First Meeting: December 4, 1991 — UK 90, UM 69
Coach Calipari's Record Against UK: 0-3

1995-96 ROSTER

NO.	NAME	POS	HT	WT	CL	PPG	RPG	HOMETOWN/HS/JuCo
3	Dana Dingle	F	6-6	212	Sr.	7.0	5.5	Bronx, N.Y./St. Raymond's
4	Donta Bright	F	6-6	220	Sr.	9.2	4.6	Baltimore, Md./Dunbar
12	Edgar Padilla	G	6-1	175	Jr.	7.1	1.8	Springfield, Mass./Central
21	Marcus Camby	C	6-11	220	Jr.	13.9	6.2	Hartford, Conn./Hartford
24	Carmelo Travieso	G	6-2	173	Jr.	5.3	2.3	Boston, Mass./Thayer
34	Tyrone Weeks	F	6-7	240	Jr.	4.3	4.9	Philadelphia, Pa./Franklin Learning
40	Ted Cottrell	C/F	6-9	190	Sr.	0.7	0.7	Annapolis, Md./Annapolis/Maine Central
44	Rigoberto Nunez	F	6-7	190	Sr.	1.3	0.9	Lawrence, Mass./Lawrence
50	Inus Norville	F	6-8	215	So.	2.8	2.4	Fayetteville, N.C./Hargrave Military
	Charlton Clarke	G	6-3	190	Fr.	24.6	4.0	Bronx, N.Y./St. Raymond's
	Lari Ketner	F	6-10	225	Fr.	24.0	15.0	Philadelphia, Pa./Roman Catholic

PLAYERS RETURNING

4 Starters: Camby, Dingle, Bright, Padilla

4 Lettermen: Travieso, Weeks, Norville, Nunez

PLAYERS LOST

1 Starter: Lou Roe 16.5 ppg

4 Lettermen: Williams, Germain, Kellogg, Meyer

NEWCOMERS

2 Newcomers: Clarke, Ketner

Mississippi — Jan. 6 — Lexington

GENERAL INFORMATION

■ Location: OXFORD, MISS. ■ Enrollment: 10,075
■ Colors: CARDINAL RED & NAVY BLUE ■ Founded: 1848
■ Nickname: REBELS
■ NCAA Division/Conference: NCAA DIVISION I/SOUTHEASTERN
■ Arena (Capacity): C.M. "TAD" SMITH COLISEUM (8,135)
■ All-Time Record In Arena: 232-142 (29 Years)



ROB EVANS



ANTHONY BOONE



ERVIN GARNES



UNIVERSITY PERSONNEL

Chancellor: Dr. Robert C. Khayat (Ole Miss '61) — Phone: (601) 232-7111
Faculty Representative: Dr. Max Williams (Ole Miss '61) — Phone: (601) 232-7288
Athletic Director: Pete Boone (Ole Miss '72) — Phone: (601) 232-7241
Athletic Department Phone: (601) 232-7241 — Ticket Office Phone: (601) 232-7167

MEDIA INFORMATION

Mailing Address: P.O. Box 217, University, MS 38677
Overnight Address: Intercollegiate Athletics, Fraternity Row, University, MS 38677
SID: Langston Rogers — Home Phone: (601) 236-3535
Associate SID - Basketball: Jeff Romero — Home Phone: (601) 234-9640
SID Office Phone: (601) 232-7522 — SID Hotline: (601) 232-7325
SID FAX: (601) 232-7006 — Press Row Phone: (601) 236-1931

COACHING STAFF

Head Coach: Rob Evans (New Mexico State '68)
Overall Record: 32-50 (.390, 3 Years) — NCAA Appearances: 0 — NIT Appearances: 0
School Record: 32-50 (.390, 3 Years) — NCAA Appearances: 0 — NIT Appearances: 0
Office Phone: (601) 232-7534 — Best Time to Call: 8- 10 a.m.
Assistant Coaches: Russ Pennell (Pittsburg State '89), Roderick Barnes (Ole Miss '88), Dan O'Dowd (Bethany College '86)
Secretary: Seher Johnson

SERIES INFORMATION

Series Record: UK leads 81-8 — Last Game: January 18, 1995 — UK 82, UM 65
Series Record in Lexington: UK leads 42-1 — Series Record in Oxford: UK leads 21-6
Series Record at Neutral Sites: UK leads 18-1 — First Meeting: 1925 — UK 26, UM 23
Coach Evans' Record Against UK: 0-3

1995-96 ROSTER

NO	NAME	POS	HT	WT	CL	PPG	RPG	HOMETOWN/HS/JuCo
00	Jon Cantrell	F	6-8	210	Fr.	——	——	Germantown, Tenn./Memphis University School
3	John Jackson	F	6-7	220	Sr.	9.6	5.1	Waukegan, Ill./Butler County CC
4	Jason Smith	F	6-6	210	Fr.	16.5	12.0	Wheatley, Ark./Palestine-Wheatley
5	Ansu Sesay	F	6-9	200	So.	7.2	3.8	Missouri City, Texas/Willowridge
10	Trey Moore	G	6-4	170	Jr.	17.2	1.8	Houston, Texas/Paris JC
11	Joezon Darby	G	6-2	180	So.	16.6	4.2	Jackson, Miss./Cowley County CC
15	Ervin Garnes	G/F	6-4	180	Sr.	*12.6	4.9	Wichita, Kansas/Barton County CC
20	Robert Butler	G	6-3	195	Jr.	5.2	2.0	Baton Rouge, La./Woodlawn
21	Andre Burnside	F	6-9	225	Sr.	2.5	3.0	Kansas City, Kansas/Barton County CC
22	Michael White	G	6-1	175	Fr.	22.7	3.4	Kenner, La./Jesuit
33	Keith Carter	G	6-4	170	Fr.	22	10	Perryville, Ark./Perryville
34	Marlon Childs	F	6-4	200	Jr.	0.8	0.2	Ruleville, Miss./Ruleville
41	Anthony Boone	F	6-7	225	So.	11.6	5.0	West Helena, Ark./ Central

* Medical Redshirt, Statistics from 1993-94

PLAYERS RETURNING

2 Starters: Boone, Jackson

4 Lettermen: Sesay, Butler, Burnside, Childs

PLAYERS LOST

3 Starters: David Johnson 13.5 ppg, Cedric Brim 8.6 ppg, Fred Johnigan 7.2 ppg

2 Lettermen: J.J. Sims, L.J. Goolsby

NEWCOMERS

5 Newcomers: Carter, Darby, Moore, Smith, White

1994-95 Results

RECORD: 8-19 (3-13, 6th SEC West)

MORGAN STATE	90-68	W
SAM HOUSTON STATE	91-75	W
WICHITA STATE	70-71	L
Tulane	62-71	L
DELAWARE STATE	75-61	W
Southern Mississippi	69-76	L
BRADLEY	61-63	L
McNeese State	70-76	L
ARKANSAS	76-71	W
Auburn	74-88	L
ALABAMA	60-74	L
Mississippi State	52-94	L
FLORIDA ATLANTIC	77-49	W
KENTUCKY	65-82	L
LSU	81-87	L*
Vanderbilt	75-82	L
Florida	57-72	L
AUBURN	77-75	W
South Carolina	72-77	L
ORAL ROBERTS	89-53	W
LSU	102-90	W
Arkansas	70-85	L
TENNESSEE	61-75	L
MISS. STATE	42-46	L
Alabama	50-69	L
GEORGIA	51-79	L
Florida	59-63	L

*Overtime

1995-96 SCHEDULE

Nov. 16	MELBOURNE MAGIC
Nov. 21	SPIRIT EXPRESS
Nov. 27	DAVIDSON
Dec. 1-2	Colgate (Super Chevy Shootout) E. Tenn State vs. Iowa
Dec. 9	at Lamar
Dec. 16	at Wichita State
Dec. 19	SOUTHERN MISSISSIPPI
Dec. 21	at Houston
Dec. 28	NICHOLLS STATE
Dec. 30	PRAIRIE VIEW A&M
Jan. 3	at Georgia
Jan. 6	at Kentucky
Jan. 10	ARKANSAS
Jan. 17	at Mississippi State
Jan. 20	FLORIDA
Jan. 24	AUBURN
Jan. 27	ALABAMA
Jan. 31	at Tennessee
Feb. 3	at LSU
Feb. 5	HOUSTON BAPTIST
Feb. 10	VANDERBILT
Feb. 14	at Arkansas
Feb. 17	MISSISSIPPI STATE
Feb. 21	at Auburn
Feb. 24	SOUTH CAROLINA
Feb. 28	LSU
March 2	at Alabama
March 7-10	SEC Tournament

Mississippi State — Jan. 9 — Starkville

1994-95 RESULTS

RECORD: 22-8, (12-4, T-1st)

SOUTHEASTERN LA.	106-67	W
Colgate	80-76	W
Montana	90-85	W**
Brigham Young	68-74	L*
N.E. LOUISIANA	70-56	W
So. Mississippi	64-66	L
St. Joseph	76-66	W
Wyoming	61-57	W
SOUTH CAROLINA	71-56	W
Georgia	60-59	W
Arkansas	74-79	L
MISSISSIPPI	94-52	W
N.W. STATE	98-58	W
Alabama	64-68	L
LOUISIANA STATE	73-60	W
NICHOLLS STATE	81-65	W
FLORIDA	70-47	W
ARKANSAS	83-62	W
Louisiana State	67-61	W
AUBURN	69-70	L
Kentucky	76-71	W
Tennessee	60-52	W
VANDERBILT	76-48	W
Mississippi	46-42	W
Auburn	69-76	L
ALABAMA	71-67	W
Florida	64-80	L
Santa Clara	75-67	W
Utah	78-64	W
UCLA	67-86	L

*Overtime

1995-96 SCHEDULE

Nov. 13	SPIRIT EXPRESS
Nov. 18	CROATIA
Nov. 25	SOUTHEASTERN LOUISIANA
Nov. 28	UNC WILMINGTON
Dec. 2	BRIGHAM YOUNG
Dec. 5	TROY STATE
Dec. 9	ARKANSAS-LITTLE ROCK
Dec. 16	at Southern Mississippi
Dec. 19	at Northeast Louisiana
Dec. 29-30	Oregon State (Far West Classic) Oregon vs. Nebraska
Jan. 3	at LSU
Jan. 6	at Florida
Jan. 9	KENTUCKY
Jan. 13	ALABAMA
Jan. 17	MISSISSIPPI
Jan. 20	at Arkansas
Jan. 24	at South Carolina
Jan. 27	TENNESSEE
Jan. 31	GEORGIA
Feb. 3	at Auburn
Feb. 6	ARKANSAS
Feb. 10	at Oklahoma
Feb. 17	at Mississippi
Feb. 21	LSU
Feb. 24	at Alabama
Feb. 28	at Vanderbilt
March 2	AUBURN
March 7-10	SEC Tournament

GENERAL INFORMATION

- Location: STARKVILLE, MISS. ■ Enrollment: 13,371
- Colors: MAROON & WHITE ■ Founded: 1878
- Nickname: BULLDOGS
- NCAA Division/Conference: NCAA DIVISION I/SOUTHEASTERN
- Arena (Capacity): HUMPHREY COLISEUM (9,419)
- All-Time Record In Arena: 179-85 (20 YEARS)





RICHARD WILLIAMS



ERICK DAMPIER



DARRYL WILSON

UNIVERSITY PERSONNEL

President: Dr. Donalds W. Zacharias (Georgetown College '57) — Phone: (601) 325-3221
Faculty Representative: Dr. Walt Newsom (Michigan '59) — Phone: (601) 325-3928
Athletic Director: Larry Templeton (Miss. State '69) — Phone: (601) 325-2808
Athletic Department Phone: (601) 325-2808 — Ticket Office Phone: (601) 325-2600

MEDIA INFORMATION

Mailing Address: P.O. Drawer 5308, Mississippi State, MS 39762
Overnight Address: Collegeview Street, Humphrey Coliseum Room 202, Mississippi State, MS 39762
SID: Mike Nemeth — Home Phone: (601) 323-7780
Associate SID - Basketball: David Rosinski — Home Phone: (601) 324-0497
SID Office Phone: (601) 325-2703 — SID Hotline: (601) 325-3861
SID FAX: (601) 325-2563 — Press Row Phone: (601) 325-3776

COACHING STAFF

Head Coach: Richard Williams (Miss. State '67)
Overall Record: 138-122 (.531, 9 Years) — NCAA Appearances: 2 — NIT Appearances: 2
School Record: 138-122 (.531, 9 Years) — NCAA Appearances: 2 — NIT Appearances: 2
Office Phone: (601) 325-3800 — Best Time to Call: Weekdays 8:30 - 11 a.m.
Assistant Coaches: Rick Stansbury (Campbellsville College '82), Greg Carter (Mississippi State '91), Owen Miller (Mississippi College '94)
Secretary: Toni Black

SERIES INFORMATION

Series Record: UK leads 72-15 — Last Game: February 14, 1995 — MSU 76, UK 71
Series Record in Lexington: UK leads 37-4 — Series Record in Starkville: UK leads 25-10
Series Record at Neutral Sites: UK leads 10-1 — First Meeting: 1921 — UK 28, MSU 13
Coach Williams' Record Against UK: 4-11

1995-96 ROSTER

NO	NAME	POS	HT	WT	CL	PPG	RPG	HOMETOWN/HS/JuCo
00	Darryl Wilson	G	6-1	185	Sr.	17.8	4.7	Kennedy, Ala./South Lamar
3	Marcus Bullard	G	6-3	200	So.	5.4	2.2	Long Beach, Miss./Long Beach
15	Whit Hughes	F/G	6-5	210	So.	1.4	1.6	Jackson, Miss./Jackson Prep
20	Russell Walters	F/C	6-10	235	Sr.	4.8	3.9	Myrick, Miss./Jones County JC
21	McKie Edmonson	G	6-0	170	So.	1.0	0.2	Madison, Miss./Jackson Academy
22	Bart Hyche	G	5-11	165	Fr.	25.9	2.4	Winfield, Ala./Winfield
23	David Rula	G	6-3	175	Fr.	15.5	6.5	Jackson, Miss./Jackson Prep
24	Early Smith	F	6-8	235	Fr.	13.9	8.0	Starkville, Miss./Starkville
25	Erick Dampier	C	6-11	265	Jr.	13.1	9.7	New Hebron, Miss./Lawrence County
32	Dontae' Jones	F	6-7	220	Jr.	28.7	13.3	Nashville, Tenn./Northeast Miss. CC
33	Bubba Wilson	C	6-10	240	Sr.	3.1	1.9	Wiggins, Miss./Stone County
42	Tyrone Washington	C/F	6-10	250	Fr.	19.0	14.0	Indianola, Miss./Gentry
44	Jay Walton	F	6-7	225	Sr.	1.4	2.1	Pascagoula, Miss./Pascagoula

PLAYERS RETURNING

2 Starters: Dampier, Wilson

5 Lettermen: Bullard, Hughes, Walters, Walton, Wilson

PLAYERS LOST

3 Starters: Marcus Grant 10.4 ppg, TJ Honore 9.8 ppg, Brian Price 6.6 ppg

2 Lettermen: Vince Embry, Jack Young

NEWCOMERS

6 Newcomers: Hyche, Jones, Rula, Smith, Wallace, Washington

Morehead State — Dec. 16 — Lexington

GENERAL INFORMATION

■ Location: MOREHEAD, KY. ■ Enrollment: 8,600

■ Colors: BLUE & GOLD ■ Founded: 1922

■ Nickname: EAGLES

■ NCAA Division/Conference: NCAA DIVISION I/OHIO VALLEY

■ Arena (Capacity): ELLIS T. JOHNSON (6,500)

■ All-Time Record in Arena: 135-52



DICK FICK



MARK KINNAIRD



MIKE SCROGHAM

UNIVERSITY PERSONNEL

President: Dr. Ronald G. Eaglin — Phone: (606) 783-2022
Faculty Representative: Dr. Michael Brown — Phone: (606 783-2120
Athletic Director: Steve Hamilton — Phone: (606) 783-2088
Athletic Department Phone: (606) 783-2088 — Ticket Office Phone: (606) 783-2088

MEDIA INFORMATION

Mailing Address: UPO Box 1023, Morehead, KY 40351-1689
Overnight Address: US 60 East, AAC 154, Morehead, KY 40351
SID: Randy Stacy — Home Phone: (606) 784-2922
SID Office Phone: (606) 783-2500 — SID Office (Night): (606) 783-2500
SID FAX: (606) 783-2550 — Press Row Phone: (606) 783-2500

COACHING STAFF

Head Coach: Dick Fick (Lewis '75)
Overall Record: 49-62 (4 Years) — NCAA Appearances: 0 — NIT Appearances: 0
School Record: 49-62 (4 Years) — NCAA Appearances: 0 — NIT Appearances: 0
Office Phone: (606) 783-2087 — Best Time to Call: Weekday mornings
Assistant Coaches: Bob Donewald (Western Michigan '93), Brian Zapach
Secretary: Teresa Howard

SERIES INFORMATION

Series Record: UK leads 4-0 — Last Game: December 17, 1993 — UK 97, MSU 61
Series Record in Lexington: UK leads 2-0 — Series Record in Morehead: 0-0
Series Record at Neutral Sites: UK leads 2-0 — First Meeting: 1961 — UK 71, MSU 64
Coach Fick's Record Against UK: 0-3

1995-96 ROSTER

NO	NAME	POS	HT	WT	CL	PPG	RPG	HOMETOWN/HS/JuCo
3	Doug Wyciskalla	G	6-2	190	Jr.	——	——	Indianapolis, Ind./Roncalli/Northwest College
10	Ted Docks	G	5-8	155	Fr.	——	——	Canton, Mich./Plymouth-Canton
11	Marty Cline	G	6-2	175	Sr.	4.3	1.6	Hopkinsville, Ky./University Heights
12	Ivan Colbert	G	5-11	180	Sr.	1.9	0.7	Gary, Ind./East Chicago/Joliet College
13	Mark Majick	G	6-4	190	Sr.	8.4	3.2	Cortland, Ohio/Liberty
14	Mark Kinnaird	G	5-11	170	Sr.	15.0	2.3	New Albany, Ind./New Albany/Sullivan CC
21	John Humphrey	F	6-7	200	Jr.	——	——	Indianapolis, Ind./Cardinal Ritter/Northwest College
22	Marlon Witherspoon	F-C	6-8	205	Jr.	4.6	5.0	Winstonville, Miss./J. F. Kenny/South Florida CC
24	Kyle Sherman	G	6-3	165	Fr.	——	——	Maysville, Ky/Mason County
25	Luke Lloyd	C	6-0	190	Fr.	——	——	Flint, Mich./Flint Southwestern Academy
30	Chris Stone	F	6-7	205	So.	1.5	0.9	Sadieville, Ky./Harrison County
33	Troy Fryman	G	6-2	195	So.	1.0	0.6	Burlington, Ky./Conner
35	Mike Scrogham	C-F	6-7	205	Jr.	7.9	4.6	Bardstown, Ky./Nelson County
42	Jeff Fick	G	6-1	210	So.	0.4	0.2	Morehead, Ky/Rowan County
52	Cole Indestad	C	6-8	225	Jr.	0.7	1.6	Central City, Ky./Greenup County

PLAYERS RETURNING

3 Returning: Kinnaird, Majick, Scrogham

7 Lettermen: Cline, Colbert, Indestad, Witherspoon, Fick, Fryman, Stone

PLAYERS LOST

2 Starters: Tyrone Boardley 16.3 ppg, Johnnie Williams 13.7 ppg

NEWCOMERS

5 Newcomers: Humphrey, Wyciskalla, Docks, Lloyd, Sherman

1994-95 RESULTS

RECORD: 15-12 [10-6, 3rd Ohio Valley]

MONTREAT-ANDERSON	119-69	W
CENTRE	100-61	W
Nebraska	55-96	L
Southern Miss	86-77	W
Tennessee	52-70	L
Indiana	62-79	L
Coastal Carolina	89-63	W
KENT	83-74	W
Northern Illinois	69-86	L
Eastern Kentucky	76-66	W
Murray	66-70	L
Southeast Missouri	74-72	W
AUSTIN PEAY	95-80	W
TENNESSEE STATE	66-77	L
Tennessee Tech	78-54	W
Middle Tennessee	87-74	W
UT-MARTIN	78-70	W
EASTERN KENTUCKY	65-75	L
SOUTHEAST MISSOURI	80-49	W
MURRAY	80-74	W
Tennessee State	71-82	L*
Austin Peay	72-76	L
Cincinnati	59-91	L
UT-Martin	64-71	L
MIDDLE TENNESSEE	65-61	W
TENNESSEE TECH	88-72	W
Eastern Kentucky	74-85	L

*Overtime

1995-96 SCHEDULE

Nov. 24	BEREA
Nov. 29	at Kent State
Dec. 2	CENTRE
Dec. 4	SPALDING
Dec. 6	at Louisville
Dec. 8	MARSHALL
Dec. 16	at Kentucky
Dec. 18	THOMAS MORE
Dec. 23	at Iowa
Dec. 30	GEORGE MASON
Jan. 3	EASTERN KENTUCKY
Jan. 8	SOUTHEAST MISSOURI
Jan. 10	at Eastern Kentucky
Jan. 13	at UT-Martin
Jan. 15	at Murray State
Jan. 20	MIDDLE TENNESSEE
Jan. 22	AUSTIN PEAY
Jan. 27	at Tennessee Tech
Jan. 29	at Tennessee State
Feb. 3	at Southeast Missouri
Feb. 10	MURRAY STATE
Feb. 12	UT-MARTIN
Feb. 17	at Austin Peay
Feb. 19	at Middle Tennessee
Feb. 24	TENNESSEE STATE
Feb. 26	TENNESSEE TECH
Feb. 29-2	OVC Tournament

Rider — Dec. 27 — ECAC Holiday Festival

1994-95 RESULTS

RECORD: 18-11 (13-5, 1st NEC)

Boston	78-80	L
Providence	59-72	L
ST. MONTCLAIR	75-58	W
MANHATTAN	68-73	L
American	81-53	W
DREXEL	64-68	L
St. Peter's	83-71	W
Villanova	69-80	L
St. Francis (Pa.)	74-63	W
Robert Morris	88-75	W
LONG ISLAND	101-72	W
ST. FRANCIS (N.Y.)	82-65	W
Wagner	80-56	W
Monmouth	55-60	L
MARIST	81-73	W*
MT. ST. MARY'S	89-78	W
FAIRLEIGH DICKINSON	77-66	W
ROBERT MORRIS	78-48	W
ST. FRANCIS (Pa.)	66-67	L
St. Francis (N.Y.)	82-72	W
Long Island	80-88	L
MONMOUTH	85-70	W
WAGNER	82-64	W
Mt. St. Mary's	58-64	L
Fairleigh Dickinson	76-65	W
Marist	71-81	L
St. Francis (Pa.)	63-62	W
Fairleigh Dickinson	76-65	W
Mt. St. Mary's	62-69	L

*Overtime

1995-96 SCHEDULE

Nov. 4	DE PERSIA AAU
Nov. 9	SLOVENIAN NATIONALS
Nov. 16	at Temple (Preseason NIT)
Nov. 25	BOSTON U.
Dec. 2	ST. PETER'S
Dec. 4	at Maryland-BC
Dec. 6	AMERICAN
Dec. 13	at Maryland
Dec. 27-29	Kentucky (ECAC Holiday Festival) Iona vs. St. John's
Jan. 3	at Siena
Jan. 6	at Monmouth
Jan. 8	LONG ISLAND
Jan. 11	MT. ST. MARY'S
Jan. 13	at Marist
Jan. 17	at St. Francis (N.Y.)
Jan. 20	ST. FRANCIS (Pa.)
Jan. 22	ROBERT MORRIS
Jan. 25	at Wagner
Jan. 27	at Fairleigh Dickinson
Feb. 3	MONMOUTH
Feb. 5	at Long Island
Feb. 8	at Mt. St. Mary's
Feb. 10	MARIST
Feb. 14	ST. FRANCIS (N.Y.)
Feb. 17	at St. Francis (Pa.)
Feb. 19	at Robert Morris
Feb. 24	FAIRLEIGH DICKINSON
Feb. 26	WAGNER
Feb. 28	NEC Tournament

GENERAL INFORMATION

- Location: LAWRENCEVILLE, N.J. ■ Enrollment: 3,000
- Colors: CRANBERRY & WHITE ■ Founded: 1865
- Nickname: BRONCS
- NCAA Division/Conference: NCAA DIVISION I/NORTHEAST
- Arena (Capacity): ALUMNI GYM (1,650)
- All-Time Record In Arena: —



KEVIN BANNON



CHARLES SMITH



DEON HAMES

UNIVERSITY PERSONNEL

President: Dr. J. Barton Luedeke (Hanover) — Phone: (609) 896-5001
Faculty Representative: Dr. Joe Gowaskie — Phone: (609) 895-5460
Athletic Director: Curt Blake — Phone: (609) 896-5054
Athletic Department Phone: (609) 896-5054 — Ticket Office Phone: (609) 896-5386

MEDIA INFORMATION

Mailing Address: 2083 Lawrenceville Road, Lawrenceville, N.J. 08648-3099
Overnight Address: 2083 Lawrenceville Road, Lawrenceville, N.J. 08648-3099
SID: Bud Focht — Home Phone: (215) 946-9203
SID Office Phone: (609) 896-5138 — SID Office (Night): (609) 896-5138
SID FAX: (609) 896-0341 — Press Row Phone: (609) 896-5138

COACHING STAFF

Head Coach: Kevin Bannon (St. Peter's '79)
Overall Record: 243-125 (.660, 13 Years) — NCAA Appearances: 7 — NIT Appearances: 0
School Record: 98-78 (.557, 6 Years) — NCAA Appearances: 3 — NIT Appearances: 0
Office Phone: (609) 896-5076 — Best Time to Call: Weekdays 10 a.m. - 2 p.m.
Assistant Coaches: Don Harnum (Susquehanna '86), Tod Kowalczyk (Minnesota-Duluth '88), Dan Collins (Rider '95)
Secretary: Jennifer Shoenfelt

SERIES INFORMATION

Series Record: UK leads 1-0 — Last Game: March 1, 1993 — UK 96, RU 52
Series Record in Lexington: 0-0 — Series Record in Lawrenceville: 0-0
Series Record at Neutral Sites: UK leads 1-0 — First Meeting: 1993 — UK 96, RU 52
Coach Bannon's Record Against UK: 0-1

1995-96 ROSTER

NO	NAME	POS	HT	WT	CL	PPG	RPG	HOMETOWN/HS/JuCo
10	Deon Hames	G	5-10	150	Sr.	16.7	3.0	Trenton , N.J./Hun
12	Jeff Parker	G	5-11	155	Sr.	0.3	0.2	Florence, N.J./Florence
13	Jamie Allen	G	6-4	175	So.	1.5	0.3	East Orange, N.J./Essex Catholic
23	Raymond Touomou	G	6-4	200	So.	4.4	2.3	Yaounde, Cameroon/General LeClerc
24	Dimitri Charles	F	6-6	210	So.	1.5	2.2	East Orange, N.J./Clifford Scott
33	Antonio Stapleton	C-F	6-7	210	Sr.	0.8	0.5	Virgin Islands/Wilmington, Del.
34	Charles Smith	F	6-6	200	Jr.	19.8	5.6	Boothwyn, Pa./Chichester
42	Bob Fisicaro	G	6-3	180	Fr.	—	—	Washington Twp., N.J./Bishop Eustace
44	Kevin McPeek	C-F	6-8	225	So.	5.6	4.0	Flemington, N.J./Hunterdon Central
	Chris Bernard	C-F	6-6	225	Fr.	—	—	Valley Stream, N.Y./Thomas Edison
	Greg Burston	G	6-3	180	Fr.	—	—	Hummelstown, Pa./Hun
	Kevin Finefrock	G	5-9	150	Fr.	—	—	Massillon, Ohio/Canton Central Catholic
	Dave Wahl	F	6-8	195	Fr.	—	—	Waterloo, Canada/Waterloo Collegiate

PLAYERS RETURNING

3 Starters: Hames, McPeek, Smith

5 Lettermen: Allen, Charles, Parker, Stapleton, Touomou

PLAYERS LOST

2 Starters: Dean Edwards 10.6 ppg, Jabaar Jones 10.4 ppg

3 Lettermen: Al Flowers, PJ Watkins, Dan Collins

NEWCOMERS

4 Newcomers: Bernard, Burston, Finefrock, Wahl

St. John's — Dec. 27 - 29 — ECAC Holiday Festival

GENERAL INFORMATION

■ Location: JAMAICA, N.Y. ■ Enrollment: 17,500

■ Colors: RED & WHITE ■ Founded: 1870

■ Nickname: RED STORM

■ NCAA Division/Conference: NCAA DIVISION I/BIG EAST

■ Arena (Capacity): ALUMNI HALL (6,008), MADISON SQUARE GARDEN (19,876)

■ All-Time Record In Arena: ALUMNI HALL : 329-54 (34 YEARS), MADISON SQUARE GARDEN: 295-179 (64 YEARS)



BRIAN MAHONEY



FELIPE LOPEZ



CHARLES MINLEND

UNIVERSITY PERSONNEL

President: Rev. Donald J. Harrington, C.M. — Phone: (718) 990-6301
Faculty Representative: Michael A. Pisano — Phone: (718) 990-6217
Athletic Director: Edward J. Manetta Jr. — Phone: (718) 990-6224
Athletic Department Phone: (718) 990-6217 — Ticket Office Phone: (718) 990-6211

MEDIA INFORMATION

Mailing Address: 8000 Utopia Parkway, Jamaica, N.Y. 11439
Overnight Address: 8000 Utopia Parkway, Jamaica, N.Y. 11439
SID: Frank Racaniello — Home Phone: (914) 238-1672
SID Office Phone: (718) 990-6367 — SID FAX: (718) 969-8468
Press Row Phones: Alumni Hall (718) 990-6367, Madison Square Garden (212) 465-6536

COACHING STAFF

Head Coach: Brian Mahoney (Manhattan '71)
Overall Record: 61-104 (.370, 6 Years) — NCAA Appearances: 1 — NIT Appearances: 1
School Record: 45-42 (.517, 3 Years) — NCAA Appearances: 1 — NIT Appearances: 1
Office Phone: (718) 990-6225 — Best Time to Call: Weekdays 10 a.m. — 2 p.m.
Assistant Coaches: Ron Rutledge (St. John's '84), Joe DeSantis (Fairfield '79), Al LoBalbo (Iowa State '42)
Secretary: Connie Maffei

SERIES INFORMATION

Series Record: UK leads 10-4 — Last Game: December 30, 1992 — UK 86, SJU 77
Series Record in Lexington: UK leads 1-0 — Series Record in Jamaica or MSG: UK leads 7-2
Series Record at Neutral Sites: Series tied 2-2 — First Meeting: 1930 — UK 44, SJU 38
Coach Mahoney's Record Against UK: 0-1

1995-96 ROSTER

NO	NAME	POS	HT	WT	CL	PPG	RPG	HOMETOWN/HS/JuCo
4	Tarik Turner	G	6-5	175	So.	3.8	2.3	Charlottesville, Va./Oak Hill Academy
5	Maurice Brown	G	5-9	170	Sr.	4.5	3.2	Brooklyn, N.Y./Grady
13	Felipe Lopez	G	6-5	180	So.	17.8	5.7	Bronx, N.Y./Rice
22	Tom Bayne	C	6-10	270	Jr.	1.6	0.9	Brentwood, N.Y./Brentwood
23	Derek Brown*	G	6-3	170	Sr.	——	——	Elmont, N.Y./Carey
24	Rowan Barrett	G/F	6-5	200	Sr.	6.5	2.4	Scarborough, Ont./West Hill Coll. Inst.
31	Zendon Hamilton	C	6-11	215	So.	11.4	5.0	Sewanhaka/Floral Park, N.Y.
34	Charles Minlend	F	6-6	225	Sr.	12.7	8.5	Cameroon, Africa/St. Thomas More (CT)
44	Fred Lyson*	F/G	6-7	210	Sr.	——	——	Oceanside, N.Y./Oceanside
	Ed Brown	F	6-8	260	Fr.	18.0	12.0	Copalgue, N.Y./Copalgue
	Tyrone Grant	F	6-7	190	Fr.	21.0	11.0	Brooklyn, N.Y./Grady

* Medical redshirt

PLAYERS RETURNING

4 Starters: Lopez, Hamilton, Turner, Minlend

3 Lettermen: Barrett, D. Brown, Bayne

PLAYERS LOST

1 Starter: James Scott 18.8 ppg

1 Letterman: Sergio Luyk

NEWCOMERS

2 Newcomers: Ed Brown, Grant

1994-95 RESULTS

RECORD: 14-14 [7-11, 8th Big East]

DARTMOUTH	93-63	W
BOWLING GREEN	77-64	W
COPPIN STATE	78-73	W
Niagara	89-56	W
Pittsburgh	88-83	W
FORDHAM	76-75	W
Manhattan	81-70	W
Pennsylvania	73-79	L
Providence	89-74	W
UConn	78-98	L
MIAMI	79-82	L
SETON HALL	81-91	L
Syracuse	87-91	L
PITTSBURGH	87-94	L
Georgetown	71-88	L
Michigan	82-77	W
VILLANOVA	62-78	L
UCONN	82-99	L
Seton Hall	87-90	L
BOSTON COLLEGE	81-71	W
Miami	69-71	L
Boston College	73-69	W
PROVIDENCE	79-72	W
Villanova	70-74	L
SYRACUSE	82-78	W
GEORGETOWN	86-77	W
Pittsburgh	71-74	L
South Florida	67-74	L

1995-96 SCHEDULE

Nov. 17	MELBOURNE
Nov. 24-25	Niagara (Joe Lapchick Memorial) Cal-Irvine vs. Siena
Nov. 28	MANHATTAN
Dec. 2	at Villanova
Dec. 5	at Syracuse
Dec. 9	at San Francisco
Dec. 20	MARATHON OIL
Dec. 23	at Fordham
Dec. 27-29	Iona (ECAC Holiday Festival) Kentucky vs. Rider
Jan. 6	PROVIDENCE
Jan. 10	WEST VIRGINIA
Jan. 13	LOUISVILLE
Jan. 17	at UConn
Jan. 20	at Boston College
Jan. 22	at Seton Hall
Jan. 27	GEORGETOWN
Jan. 31	NOTRE DAME
Feb. 3	UCONN
Feb. 7	BOSTON COLLEGE
Feb. 11	at Notre Dame
Feb. 15	at Rutgers
Feb. 17	SETON HALL
Feb. 20	at Miami
Feb. 24	at West Virginia
Feb. 26	SYRACUSE
March 3	PITTSBURGH
March 6-9	Big East Tournament

South Carolina — Jan. 3 — Columbia, Jan. 27 — Lexington

1994-95 RESULTS

RECORDS: 10-17 (5-11, 5th SEC East)

UNC-ASHEVILLE	68-66	W
Old Dominion	65-79	L
North Carolina	58-95	L
Temple	44-49	L
CLEMSON	59-83	L
CHARLESTON SOUTH.	80-65	W
S.C. STATE	69-62	W
PROVIDENCE	71-79	L
Mississippi State	56-71	L
KENTUCKY	55-80	L
Tennessee	57-61	L
Alabama	59-91	L
FLORIDA	59-71	L
ARKANSAS	73-88	L
WESTERN CAROLINA	90-68	W
GEORGIA	60-59	W
Kentucky	72-90	L
Vanderbilt	76-74	W
OLE MISS	77-72	W
Florida	56-71	L
AUBURN	78-80	L
VANDERBILT	83-91	L*
CAMPBELL	85-51	W
Georgia	56-66	L
Louisiana State	69-62	W
TENNESSEE	66-50	W
Auburn	66-81	L

*Overtime

1995-96 SCHEDULE

Nov. 13	FOREIGN TEAM
Nov. 17	CHARLOTTE ROYALS
Nov. 24	UNC-GREENSBORO
Nov. 27	SOUTH CAROLINA ST.
Dec. 1-2	Stanford (Tournament of Champions) North Carolina vs. Tulane
Dec. 6	FURMAN
Dec. 9	at Clemson
Dec. 21	THE CITADEL
Dec. 30	RADFORD
Jan. 3	KENTUCKY
Jan. 6	GEORGIA
Jan. 10	at Tennessee
Jan. 13	at Florida
Jan. 17	VANDERBILT
Jan. 20	ALABAMA
Jan. 24	MISSISSIPPI STATE
Jan. 27	at Kentucky
Jan. 31	WOFFORD
Feb. 3	at Arkansas
Feb. 7	at Auburn
Feb. 10	LSU
Feb. 14	GEORGIA SOUTHERN
Feb. 17	at Vanderbilt
Feb. 21	FLORIDA
Feb. 24	at Mississippi
Feb. 28	TENNESSEE
March 2	at Georgia
March 7-10	SEC Tournament

GENERAL INFORMATION

■ Location: COLUMBIA, S.C. ■ Enrollment: 26,754
■ Colors: GARNET & BLACK ■ Founded: 1801
■ Nickname: GAMECOCKS
■ NCAA Division/Conference: NCAA DIVISION I/SOUTHEASTERN
■ Arena (Capacity): FRANK MCGUIRE ARENA (12,401)
■ All-Time Record In Arena: 292-94 (27 YEARS)



EDDIE FOGLER



MALIK RUSSELL



MELVIN WATSON

UNIVERSITY PERSONNEL

President: Dr. John M. Palms (The Citadel '58) — Phone: (803) 777-2001
Faculty Representative: Dr. Susie H. VanHuss (S'Western La. '60) — Phone: (803) 777-5962
Athletic Director: Dr. Mike McGee (Duke '60) — Phone: (803) 777-8881
Athletic Department Phone: (803) 777-4202 — Ticket Office Phone: (803) 777-4274

MEDIA INFORMATION

Mailing Address: Rex Enright Athletic Center, Columbia, S.C. 29208
Overnight Address: 1300 Rosewood Drive, 2nd Floor, Columbia, S.C. 29208
SID: Kerry Tharp — Home Phone: (803) 776-0382
Assistant SID - Basketball: Brian Binette — Home Phone: (803) 736-9444
SID Office Day/Night: (803) 777-5204 / 777-7875 — SID Hotline: (803) 777-5204
SID FAX: (803) 777-2967 — Press Row Phone: (803) 777-6182

COACHING STAFF

Head Coach: Eddie Fogler (North Carolina '70)
Overall Record: 161-116 (.581, 9 Years) — NCAA Appearances: 4 — NIT Appearances: 3
School Record: 19-36 (.345, 2 Years) — NCAA Appearances: 0 — NIT Appearances: 0
Office Phone: (803) 777-4198 — Best Time to Call:. Non-game weekdays 10 a.m. - noon
Assistant Coaches: Rick Callahan (Salem College '80), Jeff Lebo (North Carolina '89), John Cooper (Wichita State '91)
Secretary: Cheryl Harrell

SERIES INFORMATION

Series Record: UK leads 15-2 — Last Game: February 1, 1995 — UK 90, USC 72
Series Record in Lexington: UK leads 10-0 — Series Record in Columbia: UK leads 4-2
Series Record at Neutral Sites: UK leads 1-0 — First Meeting: 1928 — UK 56, USC 40
Coach Fogler's Record Against UK: 4-9

1995-96 ROSTER

NO	NAME	POS	HT	WT	CL	PPG	RPG	HOMETOWN/HS/JuCo
00	Nate Wilbourne	C	6-11	260	Jr.	*5.3	3.3	Columbus, Ohio/Upper Arlington/Ohio State
3	BJ McKie	G	6-2	175	Fr.	25.0	4.1	Irmo, S.C./Irmo
4	Larry Davis	G	6-3	194	Jr.	*2.4	0.7	Denmark, S.C./Denmark-Olar/ North Carolina
5	Malik Russell	F	6-7	208	Sr.	9.1	6.9	Brooklyn, N.Y./Poly Prep/Notre Dame
10	Melvin Watson	G	6-2	185	So.	13.4	3.1	Charleston, S.C./Burke/Winchendon (Mass.) Prep
12	William Unseld	F	6-8	210	Sr.	7.6	4.9	Bowling Green, Ky./Warren Central/Wabash Valley
13	Hagen Rouse	G	6-3	180	Fr.	20.4	4.0	Greenville, S.C./J.L. Mann
20	William Gallman	F	6-7	210	Fr.	21.0	13.0	Chester, S.C./Chester
21	Leonard Johnson	F	6-10	220	Fr.	15.1	10.7	Columbia, S.C./Eau Claire
24	George Formanek	C	6-11	225	Jr.	1.2	1.1	Slany, Czech Republic/Winston Salem (N.C.) Reynolds
40	Damous Anderson	F	6-7	190	Fr.	19.7	9.8	Greenville, S.C./Berea
53	Arthur Carlisle	F	6-5	200	Fr.	24.0	12.5	Goose Creek, S.C./Goose Creek/New Hampton (N.H.) Prep
54	Ryan Stack	F	6-11	215	So.	6.0	3.7	Chapmansboro, Tenn./ Cheatham County

* Statistics from 1993-94

PLAYERS RETURNING

2 Starters: Watson, Russell

3 Lettermen: Unseld, Stack, Formanek

PLAYERS LOST

3 Starters: Carey Rich 13.4 ppg, Andy Bostick 11.3 ppg, Peter Van Elswyk 5.1 ppg

1 Letterman: Shawn Wingate

8 Newcomers: Anderson, Carlisle, Davis, Gallman, Johnson, McKie, Rouse, Wilbourne

Tennessee — Jan. 13 — Lexington, Feb. 17 — Knoxville

GENERAL INFORMATION

■ Location: KNOXVILLE, TENN. ■ Enrollment: 25,648
■ Colors: ORANGE & WHITE ■ Founded: 1794
■ Nickname: VOLUNTEERS
■ NCAA Division/Conference: NCAA DIVISION I/SOUTHEASTERN
■ Arena (Capacity): THOMPSON-BOLING ARENA (24,535)
■ All-Time Record In Arena: 77-48 (8 YEARS)



KEVIN O'NEILL



SHANE WILLIAMS



DAMON JOHNSON

UNIVERSITY PERSONNEL

President: Dr. Joe Johnson (Birmingham Southern '55) — Phone: (615) 974-2206
Faculty Representative: Dr. Carl Asp (Ohio State '63) — Phone: (615) 974-4123
Athletic Director: Doug Dickey (Florida '54) — Phone: (615) 974-1224
Athletic Department Phone: (615) 974-1220 — Ticket Office Phone: (615) 974-2491

MEDIA INFORMATION

Mailing Address: P.O. Box 15016, Knoxville, TN 37901
Overnight Address: 1720 Volunteer Blvd., Room 259, Knoxville, TN 37916
Associate AD/Media Relations: Haywood Harris — Home Phone: (615) 584-3347
Assistant SID - Basketball: David Grim — Home Phone: (615) 947-1792
SID Office Phone: (615) 974-1212 — SID Office (Night): (615) 974-1212
SID FAX: (615) 974-1269 — Press Row Phone: (615) 544-0789

COACHING STAFF

Head Coach: Kevin O'Neill (McGill '79)
Overall Record: 115-89 (.563, 7 Years) — NCAA Appearances: 2 — NIT Appearances: 1
School Record: 11-16 (.407, 1 Year) — NCAA Appearances: 0 — NIT Appearances: 0
Office Phone: (615) 974-1206 — Best Time to Call: Weekday mornings
Assistant Coaches: Michael Hunt (Furman '83), Craig McMillan (Arizona '88), Lawrence Frank (Indiana '92)
Secretary: Denise Moseley

SERIES INFORMATION

Series Record: UK leads 120-58 — Last Game: February 8, 1995 — UK 68, UT 48
Series Record in Lexington: UK leads 71-14 — Series Record in Knoxville: Tied at 40-40
Series Record at Neutral Sites: UK leads 9-4 — First Meeting: 1910 — UK 20, UT 5
Coach O'Neill's Record Against UK: 1-2

1995-96 ROSTER

NO	NAME	POS	HT	WT	CL	PPG	RPG	HOMETOWN/HS/JuCo
3	Rashard Lee	F	6-6	190	Fr.	17.0	12.0	Durham, N.C./Hillside
4	Damon Johnson	F	6-4	200	Sr.	9.8	5.8	Johnson City, Tenn./Hiwassee College
5	Aaron Green	G	6-2	175	Fr.	15.1	3.7	Sweetwater, Tenn./Sweetwater
11	Shane Carnes	G	6-0	175	So.	9.5	2.9	Kingsport, Tenn./Oak Hill Academy
15	Brandon Wharton	G	6-3	170	Fr.	19.8	5.1	Nashville, Tenn./Overton
20	Shane Williams	G	6-0	160	Sr.	8.0	3.3	Johnson City, Tenn./Northeast Oklahoma A&M
21	Steve Hamer	C	7-0	245	Sr.	15.0	8.8	Grand Junction, Tenn./Middleton
22	Antonio Harris	G	6-3	180	Fr.	26.6	9.9	Memphis, Tenn./Washington
25	Clint Newman	G	6-2	170	Jr.	——	——	Maryville, Tenn./Maryville
30	Eddie Ball	G	6-2	190	Jr.	——	——	Cincinnati, Ohio/Sycamore
33	Scott Moore	C	6-11	235	Fr.	18.1	12.0	Carthage, Tenn./Smith County
40	Torrey Harris	F	6-10	220	Fr.	14.0	15.0	Sardis, Miss./Piney Woods
42	Maurice Robertson	F	6-5	220	Fr.	17.0	12.3	New Orleans, La./St. Augustine

PLAYERS RETURNING

4 Starters: Hamer, Johnson, Carnes, Williams

PLAYERS LOST

1 Starter: Kevin Whitted 12.0 ppg

3 Lettermen: Etdrick Bohannon, Jason Moore, Alico Dunk

NEWCOMERS

7 Newcomers: Green, A. Harris, T. Harris, Lee, Moore, Robertson, Wharton

1994-95 RESULTS

RECORDS: 11-16 (4-12, 6th SEC East)

TENNESSEE TECH	74-54	W
E. TENNESSEE ST.	81-74	W
MOREHEAD STATE	70-52	W
MEMPHIS	46-50	L
Michigan State	68-79	L
Houston	74-58	W
VIRGINIA TECH	64-73	L
FURMAN	68-51	W
GEORGIA	56-57	L
Arkansas	79-97	L
SOUTH CAROLINA	61-57	W
Vanderbilt	67-63	W
Auburn	57-61	L
FLORIDA	47-62	L
Kentucky	50-69	L
ALABAMA	46-69	L
South Florida	62-57	W
LSU	52-56	L
KENTUCKY	48-68	L
Georgia	48-74	L
Florida	48-70	L
MISSISSIPPI STATE	52-60	L
Mississippi	75-61	W
TOWSON STATE	77-60	W
VANDERBILT	62-58	W
South Carolina	50-66	L
Alabama	43-55	L

1995-96 SCHEDULE

Nov. 11	BRAZIL
Nov. 21	MARATHON OIL
Nov. 26	GEORGIA STATE
Nov. 29	UNC-CHARLOTTE
Dec. 2	PENN STATE
Dec. 6	WESTERN CAROLINA
Dec. 9	AUSTIN PEAY
Dec. 16	at Memphis
Dec. 19	HOUSTON
Dec. 22	SOUTH FLORIDA
Dec. 27	at Miami (Fla.)
Jan. 3	AUBURN
Jan. 6	at Vanderbilt
Jan. 10	SOUTH CAROLINA
Jan. 13	at Kentucky
Jan. 15	TENNESSEE TECH
Jan. 17	at Alabama
Jan. 20	GEORGIA
Jan. 27	at Mississippi State
Jan. 31	MISSISSIPPI
Feb. 3	at Georgia
Feb. 7	at Florida
Feb. 14	at LSU
Feb. 17	KENTUCKY
Feb. 21	ARKANSAS
Feb. 24	VANDERBILT
Feb. 28	at South Carolina
March 2	FLORIDA
March 7-10	SEC Tournament

Texas Christian — Jan. 20 — Lexington

1994-95 RESULTS

RECORD: 16-11 (8-6, 3rd SWC)

MIDWESTERN STATE	119-78	W
ILLINOIS-CHICAGO	120-105	W
LOUISIANA TECH	92-82	W
Virginia Tech	84-98	L
Louisiana Tech	73-79	L
SAM HOUSTON STATE	111-94	W
Middle Tennessee	100-78	W
Alabama	64-83	L
Columbia	66-64	W
FAIRFIELD	91-82	W
Tulsa	95-107	L
Alabama State	115-88	W
TEXAS	102-98	W
HOUSTON	106-92	W
Baylor	90-98	L
Rice	102-93	W
SMU	113-101	W
TEXAS A&M	72-71	W
Texas Tech	88-107	L
Texas	99-111	L
Houston	106-95	W
BAYLOR	104-111	L
RICE	73-74	L
SMU	79-75	W
Texas A&M	80-85	L
TEXAS TECH	108-106	W
Houston	77-80	L

1995-96 SCHEDULE

Nov. 8	CONOCO OILERS
Nov. 15	NEW ZEALAND NAT'L
Nov. 22-25	UConn (Great Alaska Shootout)
Nov. 30	MIDDLE TENNESSEE
Dec. 2	HOWARD
Dec. 6	CENTENARY
Dec. 9	SOUTHEASTERN LOUISIANA
Dec. 16	at Purdue
Dec. 19	NORTH TEXAS
Dec. 22	COPPIN STATE
Dec. 28-29	St. Joseph's (Meadowlands Tournament) New Hampshire vs. Seton Hall
Jan. 3	ALASKA-ANCHORAGE
Jan. 7	MONTANA STATE
Jan. 10	TEXAS TECH
Jan. 13	at Texas
Jan. 17	at Houston
Jan. 20	at Kentucky
Jan. 24	RICE
Jan. 27	at SMU
Jan. 30	at Texas A&M
Feb. 7	Texas Tech
Feb. 10	TEXAS
Feb. 14	HOUSTON
Feb. 17	at Baylor
Feb. 21	at Rice
Feb. 24	SMU
Feb.27	TEXAS A&M
March 2	BAYLOR
March 7-9	SWC Tournament

GENERAL INFORMATION

■ Location: FORT WORTH, TEXAS ■ Enrollment: 6,985

■ Colors: PURPLE & WHITE ■ Founded: 1873

■ Nickname: HORNED FROGS

■ NCAA Division/Conference: NCAA DIVISION I/SOUTHWEST

■ Arena (Capacity): DANIEL-MEYER COLISEUM (7,166)

■ All-Time Record In Arena: 240-165 (34 YEARS)



BILLY TUBBS



JEFF JACOBS



JUAN BRAGG

UNIVERSITY PERSONNEL

Chancellor: William E. Tucker — Phone: (817) 921-7783
Faculty Representative: Dr. Joseph Helmick — Phone: (817) 921-7515
Athletic Director: Frank Windegger — Phone: (817) 921-7965
Athletic Department Phone: (817) 921-7965 — Ticket Office Phone: (817) 921-7967

MEDIA INFORMATION

Mailing Address: P.O. Box 32924, Fort Worth, Texas, 76129
Overnight Address: 2800 Stadium Drive, Fort Worth, Texas, 76129
SID: Glen Stone — Home Phone: (817) 294-9550
Assistant SID - Basketball: Kent Johnson — Home Phone: (817) 594-9550
SID Office Phone: (817) 921-7969 — SID Office (Night): (817) 921-7969
SID FAX: (817) 921-7964 — Press Row Phone: (817) 921-7337

COACHING STAFF

Head Coach: Billy Tubbs (Lamar '58)
Overall Record: 455-211 (.683, 21 Years) — NCAA Appearances: 11 — NIT Appearances: 4
School Record: 16-11 (.593, 1 Year) — NCAA Appearances: 0 — NIT Appearances: 0
Office Phone: (817) 921-7968 — Best Time to Call: Weekdays 10:30 a.m. — noon
Assistant Coaches: Richard Bacon (Grand Canyon '79), Steve McClain (Chadron State '84), Steve Smith (Texas '90)
Secretary: Shari Cast

SERIES INFORMATION

Series Record: UK leads 1-0 — Last Game: December 2, 1976 — UK 103, TCU 53
Series Record in Lexington: UK leads 1-0 — Series Record in Fort Worth: 0-0
Series Record at Neutral Sites: 0-0 — First Meeting: 1976 — UK 103, TCU 53
Coach Tubbs' Record Against UK: 0-1

1995-96 ROSTER

NO	NAME	POS	HT	WT	CL	PPG	RPG	HOMETOWN/HS/JuCo
5	Sharif Butler	G	6-3	175	Jr.	18.4	——	Baltimore, Md./Towson/Gulf Coast CC
12	Anthony Burks	G	6-0	160	Jr.	18.1	——	Fort Worth, Texas/Dunbar/Grayson CC
13	Juan Bragg	G	6-3	180	So.	15.6	4.2	Fort Worth, Texas/Eastern Hills
14	David Ricks	G	6-1	180	Jr.	17.0	——	Wichita, Kan./East/Independence CC
20	Luke Allan	G	6-4	190	Fr.*	——	——	Jenks, Okla./Jenks
21	Jeff Jacobs	G	6-0	160	Jr.	12.0	2.5	Merrillville, Ind./Andrean
22	James Penny	G	6-5	185	So.	3.5	1.3	Grapevine, Texas/Grapevine
23	Durmond Freeman	G	6-3	200	Fr.	——	——	Justin, Texas/ Northwest
32	Princeton Parks	F	6-5	200	Fr.	23.1	——	Fort Worth, Texas/Eastern Hills
33	Damion Walker	F	6-8	220	Fr.	25.0	13.5	Dallas, Texas/Lincoln
34	Saipele Tuialii	F	6-7	215	Jr.	14.6	7.0	Southgate, Calif./Southgate
42	Scott Barrett	F	6-8	200	Fr.	15.8	8.0	Bryan,Texas/Bryan
44	Dennis Davis	F	6-8	245	So.	4.2	3.7	Alvin, Texas/Alvin
45	Drew Peterson	F	6-7	195	Fr.	——	——	Omaha, Neb./Burke
50	Byron Waits	C	6-9	230	Sr.	10.5	4.9	Baton Rouge, La./University
54	Chris Richards	F	6-9	245	So.	2.9	2.3	Temple, Texas/Academy

* Medical Redshirt during 1994-95 season

PLAYERS RETURNING

4 Starters: Jacobs, Bragg, Davis, Waits

2 Lettermen: Penny, Richards

PLAYERS LOST

2 Starters: Kurt Thomas 28.9 ppg, Michael Thoele 12.3 ppg

1 Letterman: James Turner

NEWCOMERS

7 Newcomers: Barrett, Butler, Burks, Parks, Ricks, Tuialii, Walker

Vanderbilt — Feb. 7 — Nashville, March 2 — Lexington

GENERAL INFORMATION

■ Location: NASHVILLE, TENN. ■ Enrollment: 10,088
■ Colors: BLACK & GOLD ■ Founded: 1873
■ Nickname: COMMODORES
■ NCAA Division/Conference: NCAA DIVISION I/SOUTHEASTERN
■ Arena (Capacity): MEMORIAL GYMNASIUM (15,311)
■ All-Time Record In Arena: 492-138 (43 YEARS)



JAN VAN BREDA KOLFF



FRANK SECKAR



MALIK EVANS

VANDERBILT

UNIVERSITY PERSONNEL

Chancellor: Joe B. Wyatt (Texas '56) — Phone: (615) 322-2168
Faculty Representative: Dr. Tom Burish (Notre Dame '72) — Phone: (615) 322-3822
Athletic Director: Paul Hoolahan (North Carolina '71) — Phone: (615) 322-4106
Athletic Department Phone: (615) 322-4727 — Ticket Office Phone: (615) 322-3544

MEDIA INFORMATION

Mailing Address: P.O. Box 120158, Nashville, TN 37212
Overnight Address: 2601 Jess Neely Drive, Nashville, TN 37212
SID: Rod Williamson — Home Phone: (615) 794-1839
Associate SID - Basketball: Andrew Maraniss — Home Phone: (615) 297-8897
SID Office Phone: (615) 322-4121 — SID Office (Night): (615) 322-4121
SID FAX: (615) 343-7064 — Press Row Phone: (615) 320-0436

COACHING STAFF

Head Coach: Jan van Breda Kolff (Vanderbilt '74)
Overall Record: 56-56 (.500, 4 Years) — NCAA Appearances: 0 — NIT Appearances: 1
School Record: 33-27 (.550, 2 Years) — NCAA Appearances: 0 — NIT Appearances: 1
Office Phone: (615) 322-6530 — Best Time to Call: Weekday mornings
Assistant Coaches: Buzz Peterson (North Carolina '85), Charles Davis (Vanderbilt '81), Kerry Keating (Seton Hall '93)
Secretary: Judy Welhoelter

SERIES INFORMATION

Series Record: UK leads 110-35 — Last Game: February 25, 1995 — UK 71, VU 60
Series Record in Lexington: UK leads 59-13 — Series Record in Nashville: UK leads 46-19
Series Record at Neutral Sites: UK leads 5-3 — First Meeting: 1912 — UK 28, VU 17
Coach van Breda Kolff's Record Against UK: 0-4

1995-96 ROSTER

NO	NAME	POS	HT	WT	CL	PPG	RPG	HOMETOWN/HS/JuCo
3	Billy DiSpaltro	F	6-8	229	So.	1.8	2.1	New Vernon, N.J./Delbarton
5	Malik Evans	F	6-8	232	Sr.	6.0	4.3	Houston,Texas/Willowridge
11	J.J. Lucas	C	6-10	265	So.	5.2	3.3	Middletown, Ohio/Fork Union M.A.
12	Austin Bates	F	6-9	204	So.	*0.7	0.5	Waverly, Tenn./Waverly
13	Howard Pride	G	6-3	201	Jr.	6.6	2.1	Huntsville, Ala./Butler
15	Vince Ford	F-G	6-4	175	Fr.	20.0	8.5	Belleville, Ill./Cahokia
22	Frank Seckar	G	6-1	165	Sr.	12.8	3.7	Oshkosh, Wis./North
23	Markese Watkins	F	6-8	210	Fr.	18.0	11.0	St. Louis, Miss./Vashon
24	Pax Whitehead	F	6-4	220	Jr.	3.1	1.7	Ft. Lauderdale, Fla./Cardinal Gibbons
32	Chad Sheron	F	6-7	210	Sr.	0.7	0.3	Vancouver, Wash./Columbia River
41	Gianni Cugini	F-C	6-8	240	Fr.	18.0	11.0	Ft. Lauderdale, Fla./Moore Prep
42	Fred Baker	F	6-5	210	So.	0.7	1.2	Soperton, Ga./Treutlen County
45	Drew Maddux	G	6-4	179	So.	9.5	2.9	Nashville, Tenn./Goodpasture Christian

* 1993-94 Statistics

PLAYERS RETURNING

2 Starters: Seckar, Maddux

8 Lettermen: Pride, Evans, Lucas, Whitehead, DiSpaltro, Sheron, Baker, Bates

PLAYERS LOST

3 Starters: Ronnie McMahan 18.3 ppg, Chris Woods 6.2 ppg, Bryan Milburn 4.7 ppg

1 Letterman: Anddrikk Frazier

NEWCOMERS

3 Newcomers: Cugini, Ford, Watkins

1994-95 RESULTS

RECORD: 13-15 (6-10, 4th SEC East)

SAMFORD	75-51	W
TENN. TECH.	90-56	W
Penn State	73-95	L
VIRGINIA	70-65	W
UNC-ASHEVILLE	82-44	W
AUSTIN PEAY	81-78	W
CLEVELAND ST.	93-64	W
Arizona State	61-67	L
ALABAMA	75-74	W
Florida	62-72	L
Georgia	62-65	L
TENNESSEE	63-67	L
Kentucky	68-81	L
MISSISSIPPI	82-75	W
LSU	66-58	W
Wake Forest	51-63	L
MTSU	90-93	L
SOUTH CAROLINA	74-76	L
Auburn	77-59	W
ARKANSAS	94-97	L
GEORGIA	83-77	W
South Carolina	91-83	W
Mississippi State	48-76	L
KENTUCKY	60-71	L
Tennessee	58-62	L
FLORIDA	58-69	L
LSU	85-61	W
ARKANSAS	72-73	L

1995-96 SCHEDULE

Nov. 20-22	at Maui Invitational
Nov. 27	WOFFORD
Dec. 2	FURMAN
Dec. 5	at Virginia
Dec. 7	UNC-ASHEVILLE
Dec. 9	RICE
Dec. 12	TENNESSEE STATE
Dec. 17	NORTH CAROLINA A&T
Dec. 23	MIDDLE TENNESSEE STATE
Dec. 30	BOSTON COLLEGE
Jan. 3	at Alabama
Jan. 6	TENNESSEE
Jan. 10	LSU
Jan. 13	at Arkansas
Jan. 17	at South Carolina
Jan. 20	EVANSVILLE
Jan. 24	at Florida
Jan. 27	GEORGIA
Jan. 31	AUBURN
Feb. 7	KENTUCKY
Feb. 10	at Mississippi
Feb. 13	FLORIDA
Feb. 17	SOUTH CAROLINA
Feb. 21	at Georgia
Feb. 24	at Tennessee
Feb. 28	MISSISSIPPI STATE
March 2	at Kentucky
March 7-10	SEC Tournament

Wisconsin - Green Bay — Dec. 6 — Lexington

1994-95 RESULTS

RECORD: 22-8 (11-4 MCC)

Oregon	71-96	L
Idaho State	81-87	L*
UW-Madison	57-61	L
Illinois State	64-58	W
BOWLING GREEN	69-62	W
MORGAN STATE	76-45	W
MISSISSIPPI VALLEY	75-53	W
BUTLER	43-56	L
INDIANA STATE	74-53	W
CANISIUS	62-45	W
NORTHERN ILLINOIS	62-57	W
Marquette	50-48	W
CLEVELAND ST.	70-58	W
UW-Milwaukee	79-58	W
Illinois-Chicago	66-71	L
SOUTHERN UTAH	65-58	W
Loyola	63-57	W
LA SALLE	77-60	W
Northern Illinois	55-48	W
Butler	61-60	W
Xavier	55-76	L
Illinois-Chicago	64-78	L*
LOYOLA	76-56	W
UW-MILWAUKEE	63-43	W
Detroit	55-53	W
Wright State	75-61	W
LaSalle	54-46	W
Northern Illinois	68-55	W
Wright State	73-59	W
Purdue	48-49	L

*Overtime

1995-96 SCHEDULE

Nov. 11	ATHLETES IN ACTION
Nov. 18	EXHIBITION — TBA
Nov. 28	MORGAN STATE
Dec. 1-2	First Bank Classic (WGB, Marquette, Columbia, Texas A&M)
Dec. 6	at Kentucky
Dec. 9	IDAHO STATE
Dec. 13	at Oregon
Dec. 16	MICHIGAN TECH
Dec. 23	at Western Kentucky
Dec. 29-30	Pepsi Oneida Nation Classic (WGB, Princeton, Ohio, Coppin St.)
Jan.4	WRIGHT STATE
Jan. 6	CLEVELAND STATE
Jan. 11	at Loyola
Jan. 13	at Butler
Jan. 15	DETROIT
Jan. 18	at UW-Milwaukee
Jan. 20	ILLINOIS-CHICAGO
Jan. 25	NORTHERN ILLINOIS
Feb.1	at Cleveland State
Feb. 3	at Wright State
Feb. 10	at Northern Illinois
Feb. 12	at Detroit
Feb. 14	LOYOLA
Feb. 19	UW-MILWAUKEE
Feb. 22	at Illinois-Chicago
Feb. 24	BUTLER
Mar. 2-5	MCC Tournament

GENERAL INFORMATION

■ Location: GREEN BAY, WIS. ■ Enrollment: 5000

■ Colors: RED, GREEN AND WHITE ■ Founded: 1965

■ Nickname: PHOENIX

■ NCAA Division/Conference: NCAA DIVISION I/MIDWESTERN COLLEGIATE

■ Arena (Capacity): BROWN COUNTY ARENA (5,600)

■ All-Time Record In Arena: 289-76 (25 YEARS)



MIKE HEIDEMAN



GARY GRZESK



JEFF NORDGAARD

UNIVERSITY PERSONNEL

Chancellor: Dr. Mark Perkins	Phone: (414) 465-2207
Faculty Representative: Dr. Charles Ihrke	Phone: (414) 465-2681
Athletic Director: Otis Chambers	Phone: (414) 465-2145
Athletic Department Phone: (414) 465-2145	Ticket Office Phone: (414) 465-2145

MEDIA INFORMATION

Mailing Address: Phoenix Sports Center, 2420 Nicolet Drive, Green Bay, WI 54311
Overnight Address: Phoenix Sports Center, 2420 Nicolet Drive, Green Bay , WI 54311

SID: Sue Bodilly	Home Phone: (414) 499-8956
Assistant SID - Basketball: Brian S. Nicol II	Home Phone: (414) 465-5244
SID Office Phone: (414) 465-2498	SID Office (Night): (414) 465-2498
SID FAX: (414) 465-2357	Press Row Phone: (414) 494-0711

COACHING STAFF

Head Coach: Mike Heideman (UW-Lacrosse '71)

Overall Record: 66-25 (.730, 4 Years)	NCAA Appearances: 0	NIT Appearances: 0
School Record: First season	NCAA Appearances: 0	NIT Appearances: 0
Office Phone: (414) 465-2145	Best Time to Call: Weekdays, 9 a.m. — 3 p.m.	

Assistant Coaches: Bob Semling (UW-Eau Claire '81), Ben Johnson (UWGB '92), Woody Wilson (UW-Oshkosh '65)
Secretary: Marilyn McCarey

SERIES INFORMATION

Series Record: First Meeting	Last Game: First Meeting
Series Record in Lexington: 0-0	Series Record in Green Bay: 0-0
Series Record at Neutral Sites: 0-0	First Meeting: This Season
Coach Heideman's Record Against UK: 0-0	

1995-96 ROSTER

NO	NAME	POS	HT	WT	CL	PPG	RPG	HOMETOWN/HS/JuCo
2	Mike Nabena	F	6-8	215	Fr.	——	——	Wauwatosa, Wis./East
11	Luke Kiss	G	6-1	175	Fr.	——	——	Geneseo, Ill./J.D. Darnal
12	Erik Jackson	G	6-0	170	Sr.	4.1	1.8	Milwaukee, Wis./Rufus King
13	Kevin Olm	G	6-4	180	So.	2.5	1.9	Green Bay, Wis./East
14	Tom Anderson	F/G	6-4	185	So.*	——	——	Racine, Wis./Horlick/NWTC
22	Gary Grzesk	G/F	6-4	195	Sr.	5.6	5.5	Wauwatosa, Wis./East
23	Rico Rondorf	G	6-3	180	Jr.	0.2	0.5	Greenwood, Wis./Greenwood
24	Ryan Borowicz	G	6-1	190	So.	1.3	0.1	Green Bay, Wis./Ashwaubenon
30	Pete Wade	F	6-8	210	So.	2.9	1.6	Oshkosh, Wis./North
31	Gabe Stevens	F	6-5	185	So.	2.0	1.0	Stevens Point, Wis./SPASH
33	Jeff Nordgaard	F	6-7	215	Sr.	18.6	7.5	Dawson, Minn./Dawson-Boyd
34	Ben Berlowski	G	6-3	195	Sr.	13.3	4.1	Janesville, Wis./Craig
42	James Daggs	F	6-8	210	Fr.*	——	——	Blountville, Tenn./Bristol
53	Matt Hill	C	6-11	210	Fr.	——	——	Wakesha, Wis./Memorial
54	Todd Hassenfelt	F	6-7	215	Fr.*	——	——	Germantown, Wis./Germantown

* Redshirt

PLAYERS RETURNING

4 Starters: Nordgaard, Berlowski, Grzesk, Jackson

4 Lettermen: Wade, Olm, Stevens, Borowicz

PLAYERS LOST

1 Starter: Chris Westlake 15.4 ppg

1 Letterman: Sam Maddox

NEWCOMERS

6 Newcomers: Nabena, Kiss, Anderson, Daggs, Hill, Hassenfelt



The scenic campus of the University of Kentucky lies near the heart of downtown Lexington.

The University

THE UNIVERSITY OF KENTUCKY



From its modest beginnings in 1865, when it was known as State College, the University of Kentucky has grown into one of the nation's most outstanding institutions of higher learning. As a comprehensive land-grant university, UK offers an educational experience that cannot be matched anywhere in the Commonwealth. In fact, only a small number of institutions across the nation can offer the wealth of opportunities that awaits students at UK. At Kentucky, there is a tradition of value.

UNIVERSITY OF KENTUCKY FACTS

History

UK was founded in 1865 as a land-grant institution, and the present name dates to 1916. The Lexington campus has 673 acres. Dr. Charles T. Wethington Jr., is UK's 10th president.

Students

The University of Kentucky now has 24,000 students on the Lexington campus and 44,000 at the 14 community colleges across the state. UK educates 38 percent of all students in Kentucky attending a public or private college or university. There are 5,200 students now enrolled in graduate school with 95 master's and 59 doctoral programs offered.

Faculty

There are 1,720 full-time faculty on the Lexington campus and another 1,125 faculty in the community colleges. Faculty brought in more than $116 million in grants, contracts and gifts to the University during the last academic year.

Academic Programs

Currently, there are 16 academic colleges and a graduate school. Students have a choice of 108 undergraduate majors from which to choose. The University is recommended in seven publications for its value in providing higher education.

Research

UK ranks among the Top 100 research institutions in the nation, and is one of only 59 public universities in the United States — the only one in Kentucky — to be classified as a Research University of First Class.

Medical Center

The Albert B. Chandler Medical Center, including a 473-bed hospital, is located on the Lexington campus. More than 3,800 students are enrolled in its five colleges—medicine, dentistry, nursing, pharmacy, and allied health professions.



Library

The UK Library System contains more than two million volumes and is inter-connected by computer with each of the 14 community colleges. The library is ranked 34th among the 108 top university research libraries in North America based upon the number of volumes held. The University has begun construction of the new $58 million state-of-the-art William T. Young library.

Sports

The current number of UK sports on the varsity level is 21 — 10 men's sports, 10 women's sports, and 1 coed sport. The men's sports consist of football, basketball, baseball, cross country, indoor and outdoor track, tennis, swimming, golf, and soccer. For the women, UK sponsors basketball, volleyball, swimming, golf, tennis, gymnastics, cross country, indoor and outdoor track, and soccer on the varsity level. The single coed sport is rifle.

The UK men's basketball team has been prominent nationally for 60 years under the leadership of four coaches, Adolph Rupp, Joe B. Hall, Eddie Sutton and Rick Pitino. The UK football program offers the excitement of competition in the Southeastern Conference.





The University of Kentucky boasts an enrollment of 24,000 at the Lexington campus.



General Information

Location: Lexington, Ky.
Founded: 1865
Enrollment: 24,000 (campus)
44,000 (14 community colleges)
President: Charles T. Wethington, Jr.
Chancellor, Lexington Campus:
Elisabeth Zinser
Chancellor, Medical Center: James W. Holsinger
Chancellor, Community Colleges: Ben Carr
Vice-President/Budget and Planning:
Edward A. Carter
Vice-President/Information Systems:
Eugene Williams
Vice-President/Research: Fitzgerald Bramwell
Vice-President/University Relations: Joe Burch
Special Assistant to President/Academics:
Juanita Fleming
Special Assistant to President/Fiscal Affairs:
George DeBin
Assistant to the President/Administrative Affairs:
Robert Lawson
Director of Public Relations: Bernie Vonderheide
Band Director: Rick Clary
Associate Band Director: Brad Ethington
Cheerleader Director: T. Lynn Williamson
Fight Song: "On, On, U of K"

Cats Center

The University of Kentucky continues to keep the term "student-athlete" in the proper perspective — student first, athlete second.

For that reason, UK opened one of the nation's first academic centers for student-athletes in 1981. The academic center is known as the Center for Academic and Tutorial Services — "CATS" for short.

Located in Memorial Coliseum, the center is specifically designed with the student-athlete in mind. Recently enlarged, CATS contains a large general study area along with numerous smaller rooms for individual tutoring. The expansion added a language library, tutoring rooms, a media center and a new computer facility.

"Academically," UK basketball coach Rick Pitino says, "we hope to make our players overachieve in the classroom the same way they do on the basketball court, so that if they don't make it in the NBA, they can leave their college life with the beginning of a great career."

Bob Bradley, Assistant Athletics Director for Student Services and Academics, supervises CATS. Bradley is assisted by Barbara Deniston, Director of Student Development, Academic Counselors Darren Bilberry and Mike Haley, Academic Skills Coordinator Sheila Breeding, and Staff Assistant Ann Sampson. CATS also employs numerous grad assistants and tutors, both from the University and surrounding community. The UKAA budgets approximately $500,000 per year for CATS.

"We are extremely proud of what we have accomplished in the academic area," Bradley says. "The CATS program is focused on winning in the classroom. We look at each student-athlete's individual needs, set goals and develop strategies to attain those goals. Our Center provides our studlent-athletes with a definite advantage over student-athletes at many other institutions. Our goal is to show that we care about the student as well as the athlete."

As illustrated by the chart on the facing page, CATS pays off. The University of Kentucky finished second of all Southeastern Conference institutions in the number of Academic All-SEC selections for the 1993-94 year.

The philosophy at the University of Kentucky is simple — colleges should be able to offer the student-athlete every opportunity to succeed, not only in athletics, but in academic life as well. Judging from recent statistics, Kentucky is standing by its philosophy.

"The CATS Center is an incredible advantage to a student-athlete over another without an academic center," Bradley says. "This is a forum in which the student-athlete can get any questions about his or her academic endeavors answered."



The CATS center provides a quiet study environment away from the hustle and bustle of campus life.



Assistant Athletics Director Bob Bradley and Director of Student Development Barb Deniston lead the CATS staff.

Cats Center

"The CATS program is focused on winning in the classroom"

Bob Bradley
Assistant AD for Academics

1994-95 Academic All-SEC Performers All Sports

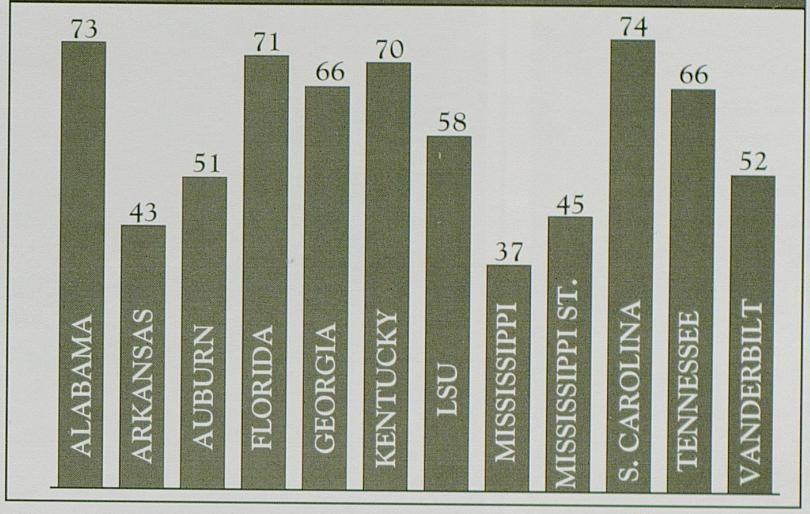

1995 Spring 3.0+ GPA Athletes

BASEBALL
Aaron Acuff
John Holbrook
Andy McCord
Janak Talwalkar

WOMEN'S BASKETBALL
Julie Swarens-Beickman
Karri Koach
Shaunda Roberts
Keeoma Warford

MEN'S BASKETBALL
Mark Pope

FOOTBALL
Dan Ariza
Mark Askin
Cliff Bailey
Buddy Berry
Jimmy Carter
Harold Dennis
Dude Harper
Van Hiles
Bob Holmberg
Barry Jones
Jonas Liening
Rob Manchester
Ray McLaurin
J.D. Reed
Mike Schellenberger
Mike Schlegel
Tyler Siddens
Leon Smith
Jeff Speedy
Roger Sullivan
Kurt Supe
James Tucker
Miguel Viera
Stephan Walters
Alexander Wunder

WOMEN'S GOLF
Lauri Berles
Amiee Cantrell
Megan Hamilton
Tracey Holmes
Heather Kraus
Kirsten Krogsrud
Jill Smiley

MEN'S GOLF
Todd Bunnell
Mike Cassity
Dan Johnson
Grover Justice
Ryan Loghry
Chris O'Cull

GYMNASTICS
Beth Cluxton
Whitney Ellis
Dee Ann McNeil
Sonia Merla
Theresa Shaw
Kristy Toups

RIFLE
Nancy Napolski
Erik Anderson
Michael Singer
Daniel Todd

WOMEN'S SOCCER
Jill Boyle
Kim Bucci
Torie Hesser
Carrie Landrum
Kim LaBelle
Megan May
Leslie Meacham
Ashley Miller
Sarah Morrison
Diane Rajca
Beth Raynolds
Karin Schneider
Becky Spaulding
Jennifer Strait
Amanda Varner

MEN'S SOCCER
Tyler Butler
Brian Dausman
Rick Dengelegi
Sean Endicott
Tim Fisk
Pat Gerak
Greg Lobring
Toby McComas
Tom Neff
Matt Petty
David Puckett
Kirk Vidia
Todd Weissmueller

WOMEN'S SWIMMING & DIVING
Brooke Adams
Debbie Armitage
Jenny Baker
Jenny Eckert
Bobbi Hamilton
Kelly Heath
Tina Johnson
Beth Leake
Jessica Lenen
Margo Lynch
Allison McAllen
Heather McGinnis
Blythe Nordenson
Lesley Truitt
Courtney Waid
Heather Zak
Tricia Zelin

MEN'S SWIMMING & DIVING
Keith Adams
Tom Bate
Mike Collins
Keith Eberle
Josh Hartig
Mark Hurst
Dan Jenkins
Paco Rivera
Sion Tesone
Tom Tretter

WOMEN'S TENNIS
Courtney Allen
Bethany Avington
Sheri Bash
Erica Gianci

MEN'S TENNIS
Ford Lankford
Bryan Sackman
Ludvig Sundin
Jason Thompson
Matthew Walters

WOMEN'S TRACK
Tenesha Blakey
Jill Blakenship
Maureen Egan
Lisa Gotchel
Meagan Griggs
Heather Hutchings
Linda Krieg
Laura Pollock
Mary-Jo Schultz
Jenny Schumacher
Leslye Swigert
Shannon Witte

MEN'S TRACK
Jeff Johnson
Bill Kaiser

VOLLEYBALL
Fiona Bolten
Cynthia Dozier
Molly Dreisbach
Ainsley Grimes
Katherine Lindgren
Tracy Thompson

UK Facilities

When C.M. Newton became UK's Athletics Director in 1989, he found the same basketball lockerroom facilities that were used when he played for Coach Adolph Rupp in the 1950s. Same lockers, same shower heads and same chalkboard.

One of Newton's first priorities, therefore, was to modernize the basketball facilities. "Coach Pitino and I agree," he said at the time, "that we need a first-class support facility for our student-athletes, giving our basketball players a facility that would do for them what the Nutter Center has done for Kentucky football."

With that in mind, Newton and his staff went to work, raising more than $1 million in a matter of week to renovate the north endzone of historical Memorial Coliseum. The result was impressive.

Kentucky's new basketball home base includes state-of-the-art weight training facilities, a basketball lockerroom, players' lounge, team meeting room, and basketball and administrative office space. The two-story complex opened in February of 1990. Along with Joe B. Hall Wildcat Lodge, just a stone's throw from the Coliseum, and Rupp Arena, the UK basketball program can claim the finest facilities in the nation.

UK's impressive list of athletics facilities includes the Coliseum, built in 1950 but still in tip-top shape. The Coliseum stills serves as home to Kentucky's volleyball, gymnastics and women's basketball teams, as well as various campus-wide functions. The south side of the UK campus features a remodeled Shively Baseball Stadium, the Shively Track and Field complex, the E.J. Nutter Training Center, the Nutter Indoor Field House, Commonwealth Stadium, the Lancaster Aquatic Center, the Downing Outdoor Tennis Complex and the Hilary J. Boone Indoor Tennis Center.





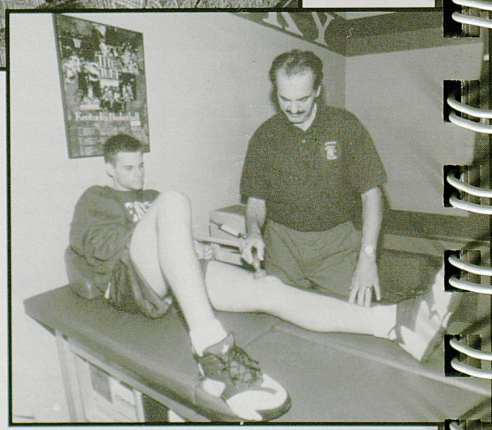

Top: Rupp Arena
Top Inset: UK players live in the Joe B. Hall Wildcat Lodge, located on the north side of campus, adjacent to Memorial Coliseum.
Above: The comfortable surroundings of Wildcat Lodge make a perfect home away from home.
At Right: Basketball trainer Eddie Jamiel works with each of the Wildcats throughout the season. The UK training staff works with some of the best doctors in the country to keep the UK players healthy.



The Best Facilities Anywhere ...









Top and above right: Memorial Coliseum is home base for the Wildcats. The Coliseum includes a $1 million office, conditioning and lockerroom complex, featuring team meeting rooms, a players' lounge and a modern weight-training facility.
Above left: Walter McCarty and Tony Delk enjoy a game of pool in the Wildcat Lodge recreation room.
At left: Wildcat Lodge offers spacious rooms and living quarters in a newly-remodeled ski-lodge type building.

Players' thoughts on UK Facilities

"Living in Wildcat Lodge at UK is great because we all get to live together. I played two years of college ball at Washington and we were spread all over campus and some guys were even in apartments. Here, I think it really helps with the team chemistry and it really helps us to get to know each other off the court."
— Mark Pope

"To play at Rupp Arena will really be exciting to me because I've never got to play in front of 24,000 people before. When I came here on my visit, it looked like there were 40,000 people in Rupp. It's like a dream come true, because I've always wanted to play in front of big crowds."
— Wayne Turner

"We have the opportunity and the honor to play at Rupp Arena in front of 24,000 fans who really love basketball. To play on that floor — especially when we have a big run — the fans get excited and it really gets you going. You just really look forward to playing at home, playing at Rupp Arena."
— Jeff Sheppard

"I think it's definitely an honor playing in Memorial Coliseum. When you think about all the great players who have played there and all the championship banners that hang there, you can really sense the tradition. Even guys like Jamal Mashburn, Rex Chapman and Kenny Walker come back in the summer to play pick up games there."
— Tony Delk

"As a kid I heard about the tradition of Memorial Coliseum from my dad (former letterman Terry Mills). So it's an honor to get to practice there every day."
— Cameron Mills

Team Travel

The mention of Kentucky Basketball brings to mind certain images. The winning tradition. Five NCAA Championships. The All-Americans. Rupp Arena. Unmatched fan support.

But there is another aspect worth mentioning — the travel. Over the years, Kentucky basketball teams have been criss-crossing the airways of this nation. Young men who arrive at UK, some having done little traveling at all, can expect to visit much of the United States and perhaps even travel overseas by the time their eligibility has expired.

Just last August, the Wildcats toured Italy, seeing Milan, Venice, Florence and Rome, as well as spending one day in Switzerland.

Last season, the 1994-95 Wildcats made stops in nine different states. When Chris Harrison's eligibility expired at the end of last season, he had visited 17 states, including Hawaii, in four years of playing basketball for the Wildcats.

Over the past 10 years, Kentucky basketball teams have played in such places as Maui, Alaska, Japan, Italy, Las Vegas, Los Angeles, and New York City. This year's schedule includes stops in Springfield, Mass., Auburn Hills, Mich., New York City and New Orleans.

And as frequent flyers, the Cats always travel first class. Every aspect of each trip is completely organized from start to finish.



The chartered team plane is equipped to make the travel experience as convenient and comfortable as possible. This year, the UK team will travel on planes owned by the NBA's Charlotte Hornets and Atlanta Hawks.

The 1995-96 UK Basketball team will charter NBA planes for most of its road games. Pictured above is the Charlotte Hornets' plane.





The Unforgettables, led by John Pelphrey, return to Blue Grass Field after winning the 1992 SEC Tournament.

Walter McCarty and Chris Harrison met the fans following their return to Lexington after winning the 1995 SEC Tournament. Nearly 2,000 fans waited at the airport for the plane which was delayed two hours in Atlanta.

Blue and White Fund







Originated in 1973 by former Athletics Director Cliff Hagan, the Blue and White Fund's main purpose is to provide financial assistance to the UK Athletics program, for scholarships for more than 300 student-athletes.

The Fund also helps underwrite costs associated with the nationally recognized Center for Academic and Tutorial Services (CATS). In addition, the Fund provides dollars necessary to upgrade the entire athletics physical plant and to plan for future projects.

One of the future projects for which the Blue and White Fund would assist is the expansion of Commonwealth Stadium from 57,800 to 72,000.

Last year, more than $2.5 million was raised through the Blue and White Fund. Membership is open to anyone interested in helping UK student-athletes.

For more information on the Blue and White Fund, contact Kathy DeBoer at (606) 257-8000.





Charles T. Wethington — University President



Charles T. Wethington Jr., was elected the 10th president of the University of Kentucky on September 18, 1990. Wethington began his career in higher education in 1965 as a faculty member on the Lexington campus of the University and two years later he was named chief administrator of Maysville Community College. In 1971 he moved to Lexington as assistant vice president, becoming vice president of the Community College System in 1981.

In the University reorganization of 1982 he was named chancellor of the UK Community College System, one of the three major sectors of UK. In 1987 he was given university-wide responsibilities for public and governmental relations in addition to his community college role, and his title was changed to Chancellor for the Community College System and University Relations.

Wethington earned his master's and doctoral degrees at the University of Kentucky.

The Kentucky native has been active on the national higher education scene. He has been a member of the Executive Council of the Southern Association of Colleges and Schools' Commission on Colleges, and served as its vice chairman. He served as a member of the Board of Trustees of the Southern Association of Colleges and Schools from 1986-1989.

Wethington is a member of the Southern Regional Education Board and the Southern Growth Policies Board. He is a past-president of the Southeastern Conference Presidents' group.

During 1957-61 he served in the U. S. Air Force Security Service. He studied Russian at Syracuse University, 1958-59.

Wethington is married to Judy Woodrow Wethington from Danville. They have a son, Kennan, and a daughter, Lisa.

UNIVERSITY OF KENTUCKY BOARD OF TRUSTEES

Appointive Members
Edward T. Breathitt
Paul W. Chellgren
Robert N. Clay
Merwin Grayson, Jr.
James F. Hardymon
Robert P. Meriwether
Billy Joe Miles
Elissa Plattner
Steven Reed
C. Frank Shoop
Lois C. Weinberg
Martin Welenken
Billy Wilcoxson

Alumni Members
Ted Bates
Kay Shropshire Bell
Marian Moore Sims

Faculty Members
Loys Mather
Jimmy Jack Miller
Deborah Powell

Student Member
Shea Chaney

UK ATHLETICS ASSN. BOARD OF DIRECTORS - 1995 - 96

Faculty
Robert Lawson
John Piecoro
J.R. van Nagell, Jr.
William R. Markesbery
Karl Raitz
Tommy Whittler
Constance Wilson

Trustee
Robert P. Meriwether
Billy Wilcoxson

Alumni
F.W. Schneider
William B. Sturgill

Members-at-Large
S.T. Roach
L.D. Gorman

Students
Matthew Thomas
Brandon Voelker

Ex-Officio Members
Charles T. Wethington, Jr.
Virginia Atwood
Jack C. Blanton
Joseph T. Burch
Terry Clark
James M. Kuder
Elisabeth A. Zinser

C.M. Newton — Director of Athletics



When Charles Martin (C. M.) Newton became the University of Kentucky's seventh Director of Athletics on April 1, 1989, he hit the ground running.

After a little more than six years on the job, Newton has become one of the most popular public figures in the Commonwealth of Kentucky. In addition to a lengthy, impressive list of credentials, Newton brought to Kentucky a sparkling reputation of integrity at a crucial time in the history of UK Athletics. In accepting the position at his alma mater, Newton summarized his goals and objectives by saying, "I have a resolve to try very hard to continue that great tradition, and at the same time, to totally do it within the NCAA and SEC rules and not sacrifice the academic integrity of this University."

Newton capped an illustrious basketball coaching career by leading his final Vanderbilt University team to a 19-14 record, a second-place SEC finish and its second consecutive NCAA Tournament appearance during the 1988-89 season. He was named SEC Coach of the Year by the Associated Press and also received the Kodak NABC District IV Coach of the Year award. Newton served as head basketball coach and associate athletics director at the Nashville school from 1982 to 1989, compiling a 129-115 record. In 32 years of coaching at Transylvania, Alabama and Vanderbilt, Newton compiled a 509-375 record overall. His Alabama teams won three consecutive Southeastern Conference championships.

Perhaps more impressive, however, was Newton's ability to produce winning teams that also possessed exceptional academic credentials. During Newton's tenure at Vanderbilt, 18 Commodores were named to the Academic All-SEC team, over 50 percent more than any other league school. And including his last graduating class, all 21 seniors received their diplomas. Newton is highly regarded on the national level. He has served on the board of directors of the National Association of Basketball Coaches. He worked six years on the NCAA Basketball Rules Committee, serving as chairman of that elite group for five of those years. He currently serves as president of USA Basketball, the nation's governing body for international basketball, and as chairman of its Games Committee, which is responsible for all international competition, including the Olympic Games. He is also a member of the prestigious NCAA Division I Basketball Committee, and is chair of the NCAA Committee on Basketball Issues.

Newton has literally circled the globe to promote the game of basketball. He served as team manager, a combination coaching and administrative position, on the 1984 U.S. Olympic team that won the gold medal. Indiana coach Bob Knight, who tabbed Newton for the Olympic staff, called him "the finest gentleman in our business." In 1983 and 1987, Newton took his Vanderbilt squads to the Republic of China (Taiwan) to represent the United States in the R. William Jones Cup International Tournament, winning the gold medal in 1983 and the silver in 1987. He has also conducted coaching clinics in numerous countries.

Newton began his coaching career at Transylvania College (now Transylvania University) in Lexington. Recommended for the job by Coach Rupp, Newton guided Transy to a 169-137 record in his 12 years at the helm despite the handicap of a limited scholarship program.

In 1969, once again with the backing of Rupp, Newton answered a call from Paul "Bear" Bryant to take on the challenge of building the downtrodden Alabama basketball program. During his 12-year tenure, Newton orchestrated a complete turnaround in the Crimson Tide's basketball fortunes, compiling a sparkling 211- 123 record. In addition to the three SEC championships, Newton guided the Tide to two trips to the NCAA Tournament and four berths in the NIT. A satisfied Bryant once remarked "C. M. Newton is a winner, and that's important, but more than anything else, he wins or loses with class, and that's more important."

With few horizons left to conquer at Alabama, Newton resigned at the end of the 1980 season to accept a job as assistant commissioner of the Southeastern Conference. A year later, when Vanderbilt athletics director Roy Kramer was searching for a coach of national stature to head the Commodore basketball program, Newton was the obvious man for the job.

Newton was born Feb. 2, 1930, in Rockwood, Tenn. He grew up in Ft. Lauderdale, Fla., where he was eventually named a charter member of that city's Sports Hall of Fame, along with Chris Evert, Julius Boros, and the late Brian Piccolo. After high school, Newton enrolled at UK on a basketball scholarship. He was a letterman on the Wildcats' 1951 national championship team. Also a standout baseball pitcher, Newton hurled in the New York Yankees minor league system before entering college coaching.

Newton and his wife, Evelyn, have three grown children — son Martin, and daughters Deborah and Tracy — and four grandchildren.

The Newton File

FULL NAME: Charles Martin Newton

DATE OF BIRTH: February 2, 1930

PLACE OF BIRTH: Rockwood, Tenn.

EDUCATION: Kentucky, 1952 (Bachelor's)
Kentucky, 1957 (Master's)

COLLEGE ATHLETIC CAREER: Lettered on UK's 1951 NCAA championship basketball team; Pitched for UK baseball team.

PROFESSIONAL ATHLETIC CAREER: Pitcher in New York Yankees minor league system.

PROFESSIONAL POSITIONS: Head basketball coach, Transylvania University, 1956-68; Head basketball coach, University of Alabama, 1969-80; Assistant Commissioner, Southeastern Conference, 1980-81; Head basketball coach, Vanderbilt University, 1982-89; Director of Athletics, University of Kentucky, 1989-present.

COACHING ACHIEVEMENTS: Associated Press Southeastern Conference Coach of the Year 1972, '76, '88, '89; United Press International SEC Coach of the Year 1972, '78, '88; U.S. Olympic Basketball Team Assistant, 1984.

PROFESSIONAL ACHIEVEMENTS: Member of Board of Directors, National Association of Basketball Coaches (NABC), 1977-80, 1981-89; Chairman of NCAA Basketball Rules Committee, 1979-85; Vice President, USA Basketball, 1988-92; President, USA Basketball, 1992-present; Chairman, USA Basketball Games Committee, 1988-1992; Member of NCAA Division I Basketball Committee, 1992-present; Chairman, NCAA Basketball Officiating Committee, 1992-1995.

FAMILY: Wife, Evelyn; Children, Deborah, Tracy and Martin; four grandchildren.

COACHING RECORD:

1956-68	Transylvania	169-137
1969-80	Alabama	211-123
1982-89	Vanderbilt	129-115
TOTALS	(32 seasons)	509-375

UKAA Administrative Staff



LARRY IVY

Senior Associate Director of Athletics

One needs only to look at the 1995 NCAA Convention to understand the high level of respect earned by Larry Ivy, Senior Associate Athletics Director at the University of Kentucky.

At the convention, Ivy was named the 1994 NCAA Business Manager of the Year. The award is the highest and most prestigious honor given by the College Athletic Business Managers of America (CABMA). The recipient of the annual award is selected by a vote of the CABMA membership from nominations submitted by more than 600 NCAA member institutions. The award serves as national recognition for Ivy's astute performance in managing the finances of the University of Kentucky Athletics Association (UKAA).

The talented Ivy, however, does much more in addition to his fiscal duties. As Senior Associate Athletics Director, Ivy serves in the absence of the Athletics Director in the day-to-day operation of the Athletics Association. He has daily responsibilities for the football and men's basketball programs as well as responsibility for operation of the ticket office, accounting, purchasing, data processing, facilities, maintenance, and grounds. In addition to those duties, Ivy is the game management director for all UK home football and basketball games. He has served as tournament manager for seven rounds of the NCAA Men's Basketball Tournament held in Lexington, including the 1985 Final Four, and for three Southeastern Conference Men's Basketball Tournaments. He currently serves as chair of SEC Men's Basketball Tournament Committee.

Now in his 19th year with the Athletics Association, Ivy was named Senior Associate Athletics Director in 1993 after being promoted to Associate Athletics Director for Internal Affairs in 1989. He had served as Assistant AD for 13 years after joining the UKAA staff in 1976. Ivy came to the University of Kentucky in 1969 as Director of Student Housing, moving from the University of Alabama.

A native of Huntsville, Ala., Ivy earned his undergraduate degree (1967) and master's in business administration (1968) from the University of Alabama. He is married to the former Lorain Darnell of Paducah, Ky. He has one daughter, Kim.



KATHY DEBOER

Associate Director of Athletics/Senior Women's Administrator

Kathy DeBoer, who is in her 11th year at the University of Kentucky, was promoted to Associate Director of Athletics in 1993.

DeBoer is the director of the Athletics Association's Blue and White Fund and supervises the fundraising and development activities of the department.

Prior to her promotion, DeBoer was the Assistant Athletics Director for UK's non-revenue sports and the women's volleyball coach. In her nine seasons with the volleyball team, DeBoer led her Wildcats to an impressive 212-96 record, including three Southeastern Conference titles, two SEC Tournament championships, and the 1991 National Invitational Volleyball Tournament championship. DeBoer, the 1987 Tachikara National Coach of the Year, took UK to the Final Eight in 1987 and the NCAA Final 16 in 1988, 1990, and 1992. Several of her assistants moved on to head coaching positions at other Division I schools, including Mary Wise at Florida, Sharon Dingman at Butler, and Nona Richardson at Eastern Michigan.

DeBoer spent four seasons as volleyball coach at Ferris State University prior to coming to UK. She led Ferris State to a pair of Great Lakes Conference championships. She currently serves as an advisor to the 1996 U.S. Olympics Volleyball Team.

DeBoer received her bachelor's degree from Michigan State in 1978 and her MBA from Kentucky in 1988.

She is married to Mark Pittman of Lexington.



BOB BRADLEY

Assistant Director of Athletics/Academics

Bob Bradley is in his 18th year with the University of Kentucky Athletics Association, coming aboard in 1977.

Bradley, a native of Hornell, N.Y., supervises all academic affairs regarding the UK Athletics program, including the operation of the CATS (Center for Academic and Tutorial Services) Center. He has also instituted a career development program for UK student-athletes. In addition, he has worked as Compliance Coordinator at the UKAA.

During Bradley's tenure, UK student-athletes have consistently been honored for their academic achievements, both on a conference and national level. In 1989, the UK football program won the College Football Association's prestigious Academic Achievement Award, given to the University with the highest graduation rate among its football players over a five-year period. UK received honorable mention status in 1988, 91, 93 and 94.

Bradley graduated from Hornell High School and earned his degree at Salem College in 1971. He earned his Master's degree in 1972 from the University of Kentucky in educational psychology and counseling. He is a past president of the National Association of Academic Advisors for Athletes (N4A) and has served as chair of the association's Long Range Planning Committee. He also serves on the advisory board of the National Consortium of Academics and Sports, a division of the prestigious Center for the Study of Sport in Society at Northeastern University.

Prior to joining the UKAA staff, he served as coordinator of career counseling and director of financial aid for the Lexington Community College. He also has been a high school teacher, counselor, and coach.

He is married to the former Robin Stewart.



JOHN CROPP

Assistant AD/Non-Revenue Sports

John Cropp is in his fifth year at the University of Kentucky and his 18th overall involving collegiate athletics.

As Assistant Athletics Director for Non-Revenue Sports, Cropp oversees the administration of 14 of UK's 21 athletic teams. He assumed his current position in April, 1995, after having served previously as Assistant AD for Special Projects (1994-95), Athletics Recruiting Coordinator (1992-93), and Assistant Football Coach (1991).

For the first 14 years of Cropp's athletics career he was involved in coaching. His first head coaching position came at Tennessee High School in Bristol, Tenn. Cropp's squads compiled an impressive 48-15-3 record with two state AAA titles (1971-72) and the '72 mythical national championship.

Cropp returned to his alma mater in 1973 as an assistant coach under Steve Sloan. He followed Sloan as an assistant to Texas Tech (1975-77), Ole Miss (1978-82) and Duke (1983). In 1984, Cropp returned to Vanderbilt under head coach George MacIntyre. He entered private business for two years (1986-87) before returning to Vanderbilt for a third time. Cropp served as Assistant Athletics Director for Compliance at Vanderbilt for three years before coming to Kentucky.

Cropp earned three varsity letters at Vanderbilt as a guard/linebacker. He received the Wade-Looney Memorial Award as a senior and graduated in 1961.

Cropp and his wife, Mary Ann, have two grown children, Karen and David.



RENA VICINI

Assistant Director of Athletics/Media Relations

Rena Vicini enters her 15th year with the University of Kentucky Athletics Association. She was named Assistant Athletics Director for Media Relations on June 11, 1993, replacing Chris Cameron.

Vicini, a native of Lynch, directs all public relations efforts for UK's 21 varsity men's and women's sports. She had served as Associate Director for Communications at UK since July, 1991.

She had worked as a sportswriter and reporter before joining the UK staff in 1981. Vicini, a 1977 graduate of Kentucky, worked as a reporter for the *Harlan Daily Enterprise*, as a sportswriter for the *Louisville Courier-Journal*, and as a sportswriter/ columnist for the *Lexington Herald-Leader*.

Vicini came to the UK Athletics Association in 1981 as Assistant Sports Information Director under then-SID Russell Rice. She had worked as Assistant SID until the promotion to Associate SID in 1991.

UKAA Support Staff



SANDY BELL
Director of Compliance



DARREN BILBERRY
Academic Counselor



JAY BIRINDELLI
CATS Graduate Assistant



DAVID BOYD
Computer Systems



SHEILA BREEDING
Acad. Skills Coordinator



JOHN BUTLER
Compliance Coordinator



TAMARA CALTON
Administrative Assistant



SHEILA CHAPMAN
Assistant Ticket Manager



SUE CHILDERS
Staff Assistant



MARY ANN CROPP
Staff Assistant



BARBARA DENISTON
Dir. of Student Development



BARBARA DONNELLY
Ticket Manager



CAROL GIBSON
Accounting Clerk



RITA GRIFFITH
Accounting Clerk



MIKE HALEY
Academic Counselor



FRANK HAM
Special Assistant to AD



ROBERT HAWKINS
CATS Graduate Assistant



J.R. HISLE
Accounting Manager



BARBARA ISHAM
Executive Assistant



J.J. JONES
Accounting Clerk



MICKI KING
Special Assistant to AD



BARBARA KISER
Accounting Clerk



HILDY MARSHALL
Staff Assistant



CAROL ANN MAUPIN
Accounting Clerk



ALYSSA MIDDLETON
Promotions Coordinator



KYLE MOATS
Director of Marketing & Promotions



SANDY MORGAN
Administrative Assistant



CHRISTINE O'BRIEN
Insurance Coordinator



LEE REEDY
Staff Assistant



CARRIE SALTER
Staff Assistant



ANN SAMPSON
Staff Assistant



RODNEY STILES
Director of Administrative Services



LYDIA WEHRLE
Staff Assistant



SHERRY WEST
Staff Assistant



SUZANNE WOOTEN
Staff Assistant



SUZETTA YATES
Staff Assistant

Kentucky Head Coaches



IAN COLLINS
Men's Soccer



GARY CONELLY
Men's/Women's Swimming



JOHN DINNEEN
Women's Tennis



DENNIS EMERY
Men's Tennis



BETTIE LOU EVANS
Women's Golf



WARREN LIPKA
Women's Soccer

TEAM	RECORD ALL (SEC)	SEC FINISH	POSTSEASON FINISH
Baseball	29-32 (10-19)	5th SEC East 2nd SEC Trn.	none
Basketball (W)	14-14 (4-7)	9th	none
Basketball (M)	28-5 (14-2)	1st SEC East 1st SEC Trn.	NCAA Final Eight
Cross Country (W)	n/a	10th	none
Cross Country (M)	n/a	8th	none
Football	1-10 (0-8)	6th SEC East	none
Golf (W)	n/a	6th	16th NCAA Regional
Golf (M)	n/a	11th	none
Gymnastics	4-14 (2-5)	5th	4th NCAA Regional
Rifle (M/W)	62-7	n/a	3rd NCAA
Soccer (W)	10-9 (1-3)	4th	none
Soccer (M)	9-9-2	n/a	none
Swimming (W)	6-8 (1-6)	4th	19th NCAA
Swimming (M)	7-8 (2-5)	8th	none
Tennis (W)	7-16 (2-9)	4th	19th NCAA
Tennis (M)	16-12 (5-7)	10th	none
Track (W)	n/a	9th indoor 7th outdoor	none 60th NCAA
Track (M)	n/a	3rd indoor 4th outdoor	27th NCAA 16th NCAA
Volleyball	13-21 (10-6)	4th 3rd SEC Trn.	none



LEAH LITTLE
Gymnastics



BERNADETTE LOCKE-MATTOX
Women's Basketball



MIKE LYDEN
Men's/Women's Diving



KEITH MADISON
Baseball



HARRY MULLINS
Rifle



BILL CURRY
Football



FRAN RALSTON-FLORY
Volleyball



STEVE SMITHA
Men's Golf



DON WEBER
Track/Cross Country

The Committee of 101

The University of Kentucky is served by a unique organization — the Committee of 101.

While most schools have elaborate booster groups that raise cash for the various athletics programs, the Committee of 101 is a service-oriented group that makes no direct cash contribution to UK. The organization, which has the motto "Dedicated to the support of Kentucky basketball," sponsors the annual "Get Acquainted" preseason banquet and the annual postseason awards ceremony.

The group's activities extend to non-UK activities, including raising money for such charities as Cardinal Hill Hospital, Big Brothers/Big Sisters and the Bluegrass Boys' Ranch.

The most visible work of the Committee of 101 is ushering at Wildcats home football and basketball games, as well as events like the SEC Tournament, regional and national championships. In an effort to promote Kentucky basketball, the Committee also produced an album titled, "Great Moments in Kentucky Basketball."

The Committee of 101 was born in 1966 when 101 employees of IBM's Lexington plant each gave 25 cents to send a telegram to the late coach Adolph Rupp at every game the Wildcats played that season. From those modest beginnings, the club grew into the service organization it is today, which includes some 300 members. Since membership is limited to that number, a waiting list is kept for people wishing to become involved. Persons wishing to join the Committee should write:

Committee of 101
P. O. Box 22
Lexington, KY 40501

Dues are only $10 per year, but each member is required to "roll up his sleeves and go to work," according to Committee president Van Florence. "We consider ourselves a working organization," he says. "Any time manpower is needed in UK Athletics, we're there."

Alumni Officers/Staff

1995 Officers

President: William T. Uzzle ('62), Birmingham, Ala.

President-elect: Hank Thompson ('71), Louisville, Ky.

Treasurer: David Shelton ('66), Atlanta, Ga.

Association Staff

Bob Whitaker ('58)
Director of Alumni Affairs

Liz Howard Demoran ('68)
Assistant Director, Communications/Editor

Stan Key ('72)
Associate Director, Outreach Program

Kay Johnson ('86)
Assistant Editor, Publications

Brenda Bain
John Hoagland
Julia Brothers
Linda Brumfield
Margie Carby
Ruby Hardin
Charles Livingston
Karise Mace
Peggy McClintock-Pauli
Stephanie November
Carolyn Rhorer

Offices

400 Rose Street
King Alumni House
Lexington, Ky. 40506-0119

(606) 257-8905
Fax: (606) 253-1063

UK National Alumni Association

FRIEND-raising — that's what the University of Kentucky Alumni Association is all about. Through a variety of benefits and programs, the Association aims to build friendship among alumni and between the alumni and the university.

Among the most popular programs for alumni are area club gatherings and bus trips to Rupp Arena for Wildcats basketball games; the Kentucky Alumnus quarterly magazine; and membership availability at Spindletop Hall and the UK Faculty Club.

The Association also sponsors class reunions, Homecoming, overseas tours, UK library privileges, discounts on books published by the University Press of Kentucky, Hertz car rental discounts, group rate insurance plans, plus many other benefits, along with the Hall of Distinguished Alumni recognition program.

Foremost among service programs are the job opportunities career bulletin, club scholarship awards, area admissions promotions, and the Association's encouragement of exceptional teaching through presentation of the annual "great teacher awards."

Membership dues support these and other Association programs. You can be an active part of this important work by becoming an alumni member if you have 12 credit hours from the university, or as an associate member. Dues are $25 annually. For more information about the privileges of membership, call or write the Association.

The Lexington Area

LEXINGTON

This is a place where the past and present meet and mesh gracefully.

Where downtown skyscrapers overlook thousands of acres of lush pastures, home to Kentucky's most loved resource - the horse.

This is Lexington, home of the University of Kentucky.

Lexington is a beautiful city. John O. Simonds, a nationally-known landscape architect and the author of several books on land use, calls the Bluegrass area a "national treasure. The Bluegrass area is superlative countryside." Lexington is the heart of the Bluegrass, the metropolitan shopping, commercial and entertainment hub of eastern Kentucky.

Lexington has all the attractive qualities of a major metropolitan area, but it is small...and there is an overlay of what can be described as Blue Grass tradition to go along with such major companies as IBM, Lexmark, Ashland Oil (Valvoline), Long John Silvers, Toyota and many other nationally known firms that have major plants or headquarters in the area.

With a population of around 225,000, Lexington is small enough to provide the perfect college atmosphere for the University of Kentucky. But it is also large enough to offer the cultural opportunities usually reserved for larger cities.

The city offers UK students much in the way of entertainment: a Philharmonic Orchestra, Chamber Music Society, the Lexington Singers, a Council of the Arts, and a local Ballet Company. Movie theaters, international restaurants, coffee-houses, top-ranked acts of all types at fabulous Rupp Arena in the Lexington Center, historical landmarks, parks, thoroughbred and harness racing, fine fishing in lakes, ponds, and streams, and the internationally famous Kentucky Horse Park, all in easy distance of the UK campus, are just a few attractions of Lexington and the University of Kentucky.

A recent statewide poll indicated that the Lexington area is the most popular place to live, work and play in Kentucky.

KENTUCKY

"If these United States can be called a body... then Kentucky can be called its heart."
— *Jesse Stuart*



Thousands of racing fans attend the spring and fall meets at Keeneland each year ... one of the most scenic sights in Central Kentucky.

Though the above words were written by one of Kentucky's favorite sons, any one of the millions of visitors to the Bluegrass State each year might nod in agreement.

Kentucky embodies the very essence of America, from majestic mountains and forests to vast sparkling lakes, from rolling acres of farm and pastureland to the hustle and bustle of metropolitan centers. And around every turn in the road, Kentucky's colorful past, which helped shape our country's character, is preserved and maintained for all to enjoy. The result is a state so diverse in travel and recreational opportunities that one is hard pressed to name its equal.

If asked to describe Kentucky, the first word to come to mind would probably be horses. The Bluegrass region of central Kentucky is internationally recognized as the Horse Capital of the World. Lexington, in the heart of the Bluegrass, preserves the romantic tradition of the horse farms and is the hub of the multi-billion dollar horse industry.

Kentucky is also a land steeped in the rich history of our nation. Legendary pioneer Daniel Boone laid out Kentucky's second settlement at Fort Boonesborough, and nearby, a hundred years later, the Shaker religious sect prospered at picturesque Shaker Village of Pleasant Hill.

Abraham Lincoln was born in Hodgenville (the one-room cabin is part of a National Historic Site). The plantation home that inspired Stephen Foster to write "My Old Kentucky Home" still stands at a state park of the same name. And the region that 200 years ago gave birth to one of Kentucky's most famous exports — bourbon whiskey — is dotted with world-famous distilleries.

Kentucky Facts:

Kentucky is one of only four states in the nation designated as a commonwealth ... The state capital is Frankfort ... Kentucky has 40,395 square miles of land ... Population of the state is 3,728,000 ... The three largest cities in the state are Louisville, Lexington and Owensboro ... The state bird is the cardinal ... The state song is "My Old Kentucky Home" ... The state flower is the goldenrod ... The state tree is the Kentucky Coffee tree ... Kentucky has more miles of running water than any other state except Alaska ... Kentucky has 44 state parks which annually draw 15.8 million visitors ... Kentucky has the world's longest known cave system — Mammoth Cave — with over 300 miles of mapped passageways.



Jeff Sheppard cuts down the nets following Kentucky's fourth-consecutive Southeastern Conference Tournament title. Overall, UK has won 19 SEC Tournament Championships.

History & Tradition

Kentucky Basketball Timeline

1900-20

Feb. 6, 1903
First organized basketball game at State College (later UK).

Feb. 18, 1903
State College wins its first basketball game, vs. Lexington YMCA, 11-10. State goes on to a 1-3 record that season.

Feb. 19, 1909
State defeats Cincinnati, 28-23, to ensure the school's first winning season in basketball.

January, 1910
E. R. Sweetland signs a three-year pact as State's Director of Athletics and its first basketball coach.

March 1, 1921
Kentucky State upsets Tulane, Mercer, Mississippi A & M and Georgia to win the first Southern Intercollegiate Athletic Association basketball championship. Hundreds of Wildcat fans await "play-by-play" via telegraph, and greet team's train with a celebration and parade in downtown Lexington.



Spring, 1921
Basil Hayden becomes UK's first All-America basketball player.

Dec. 13, 1924
The Wildcats defeat Cincinnati in their first game in the new, 2,800-seat, $100,000 Alumni Gymnasium, considered by many to be a "white elephant."



Basil Hayden

THE UNPARALLELED TRADITION OF KENTUCKY BASKETBALL

The Boston Celtics.

The New York Yankees.

The Kentucky Wildcats.

All are synonymous with one word — *tradition*. . .

Each represents the very best of their sport. Those banners hanging from the rafters at storied Boston Garden paint a picture of NBA history. Memories of legends such as Babe Ruth tell the story of major league baseball. And to thousands of Kentuckians and basketball fans everywhere, the heart and soul of college basketball reside in Lexington, Ky. Home of Adolph Rupp; Dan Issel; The Fabulous Five.

Home of Kentucky basketball.

Kentucky basketball is the dull thump-thumping of a basketball on a dirt, backyard court. Sneakers squeaking on a gym floor in the dead of summer. An automobile parked in just the right spot, its radio straining to bring in a distant signal. The deafening roar of 24,000 voices at Rupp Arena screaming their hearts out to help their young, blue-and-white-clad heroes pull out another victory.

Five extraordinary athletes racing for the easy two points at the end of a trademark fast break.

Kentucky Basketball Timeline

1930

March 23, 1930
A Freeport, Ill., high school coach named Adolph Rupp is named head basketball coach at the University of Kentucky.

Dec. 18, 1930
UK defeats Georgetown College, 67-19, for the first of Adolph Rupp's 875 victories.



Feb. 28, 1933
UK wins its first Southeastern Conference championship by defeating Mississippi State, 46-27, in the finals in Atlanta.

Feb. 17, 1934
UK establishes a national record with its 23rd consecutive win (47-27 over Vanderbilt). Near riots erupt as fans vie for seats in the "white elephant" Alumni Gym.



Ellis Johnson

Feb. 14, 1938
Joe Hagan's 48-foot shot with 12 seconds left lifts the Wildcats over Marquette, 35-33. After the game, Gov. A. B. "Happy" Chandler pounds a nail into the floor to mark the spot where the shot was taken.



Paul McBrayer

It's Kentucky basketball. Not just basketball — Kentucky basketball.

The legendary Adolph Rupp compiled more victories than any coach in the history of college basketball — 875.

The Wildcats have captured five NCAA championships and two NIT titles. UK has won 37 Southeastern Conference titles — more than the other 11 schools combined.

Yet there is something else that goes along with the wins and trophies. It is the spirit that has infected practically all of Kentucky.

Indeed, the term "Kentucky basketball" refers as much to the state as to the school.

Season tickets to Kentucky's 24,000-seat Rupp Arena are sold out well in advance, as they have been for nearly 30 years. A game night at Rupp Arena is an event that brings out goose pimples in even the cynical. A young coach on Kentucky's schedule brought his team in for its initial practice session and stood silently surveying the grandeur of Rupp Arena. After several moments of silence, he commented with a reverence.

"I have heard about this place but didn't believe it. It's awesome. This has got to be THE place to play basketball. You can FEEL the tradition."

There's nothing quite like the unparalleled tradition of Kentucky basketball.

Kentucky Basketball Timeline

1940

March 20, 1941
After winning its sixth SEC championship, UK wins its first NCAA Tournament game, 46-44, over Illinois.

March 20, 1946
UK wins the National Invitation Tournament (NIT) with a 46-45 victory over Rhode Island.



March 23, 1948
Adolph Rupp's "Fabulous Five" wins UK's first NCAA championship, 58-42 over Baylor. The team is met in Lexington by 15,000 fans and given a parade on a fire truck.

August 13, 1948
The U.S. Olympic basketball team, featuring Kentucky's Fabulous Five, wins the gold medal by defeating France, 64-21, at Wembley Stadium in London.



Alex Groza

March 26, 1949
UK wins its second consecutive NCAA championship, defeating Oklahoma A&M 46-36 in Seattle.



AMERICA'S 'TOP DRAWER' PROGRAM
KENTUCKY BASKETBALL

QUOTING NBC COMMENTATOR AND FORMER MARQUETTE COACH AL MCGUIRE

"My genuine opinion of the Kentucky basketball program is that there is only one and it is top drawer, Park Avenue, and that all other basketball programs in the country think they are, but they are not. The closest ones to get to it (Kentucky) are North Carolina, maybe Indiana and UCLA. But at Kentucky, basketball is a type of religion, such a fanatical obsession that they expect to be national champions each year, and they live and die with each ball game. One of the things that is so different about Kentucky is that they have more than 100 stations that the games are

Kentucky Basketball Timeline

1950

Dec. 1, 1950
UK plays its first game in the new, $3.9 million, 11,500-seat Memorial Coliseum. Again, skeptics label the building a "white elephant."

March 27, 1951
UK wins its third NCAA title, defeating Kansas State, 68-58, in the finals in Minneapolis.

1952-53
UK's season is suspended by the NCAA.

Dec. 5, 1953
Cawood Ledford broadcasts his first game as the radio "Voice of the Wildcats."



Cliff Hagan

Jan. 8, 1955
Fans are stunned as Georgia Tech defeats UK, 59-58, in Memorial Coliseum, ending a 129-game home winning streak that still stands as a national record.

Dec. 7, 1957
The longest game in UK history proves fruitful for the Wildcats as they defeat Temple 85-83 in three overtimes. Vernon Hatton scores UK's final six points to edge the Owls.

March 21, 1958
Vernon Hatton's layup with 17 seconds left pushes the Wildcats past Temple, 61-60, and into the NCAA championship game.

March 22, 1958
UK wins its fourth NCAA title by defeating Seattle, 84-72, in Louisville.





broadcast over, while most colleges that have three or four think they are the greatest thing since sliced bread. Kentucky puts SRO — 23,000 people — in Rupp Arena; if they built an arena seating 50,000, there would still be a waiting list.

"I'm not looking to throw a party for Kentucky, but that is how I feel. I think it's an honest appraisal because I've seen all the programs, touching them as a coach, a player, and as an NBC broadcast commentator . . . I have touched all the so-called capitals of basketball, but when it gets down to the short stroke the only true capital of basketball is Lexington. I even think there are times when the horses kinda bend down a little to the roundball."

Kentucky Basketball Timeline

1960

March 17, 1962
For the second straight year, UK is eliminated from the NCAA Tournament by Ohio State. The third-ranked Wildcats, the SEC co-champions, go down 74-64 to the Buckeyes to end a 23-3 season.

March 19, 1966
In one of the biggest upsets in NCAA Tournament history, top-ranked UK, featuring "Rupp's Runts," loses in the NCAA championship game, 72-65, to Texas Western.

Jan. 27, 1968
Adolph Rupp becomes college basketball's all-time winningest coach as the Wildcats overcome a record-setting 52-point performance by LSU's Pete Maravich and defeat the Tigers, 121-95.



Jan. 13, 1969
UK uses an 18-2 burst midway through the second half to defeat Georgia, 88-68, becoming the first school in college basketball history to win 1,000 games.



June 9, 1969
Tom Payne, a seven-foot All-American from Louisville, becomes the first black player to sign with the University of Kentucky.





Kentucky Basketball Timeline

1970

Feb. 28, 1970
Dan Issel becomes UK's first player to score 2,000 career points as UK defeats Vanderbilt, 90-86.

March 14, 1970
Dan Issel scores his 2,138th point, etching his name into the record book as UK's all-time leading scorer. The top-ranked Wildcats are upset by Jacksonville 106-100 in the NCAA Tournament.

March 18, 1972
Adolph Rupp coaches his last game at UK, a 73-54 loss to Florida State in the NCAA Tournament.

Dec. 2, 1972
Joe B. Hall is the head coach in his first game at UK, a 75-66 win at Michigan State. UK goes on to win the SEC championship and finish 22-8 during Hall's inaugural season.

March 22, 1975
UK upsets undefeated Indiana in the Mideast Regional semifinals to earn a trip to the Final Four. Before the national championship



Dan Issel

game with UCLA, legendary coach John Wooden announces his retirement. The Bruins go on to defeat UK, 92-85, on March 31.

March 8, 1976
Jack Givens keys a late rally as UK outlasts Mississippi State, 94-93 in overtime, in the last game played at Memorial Coliseum.



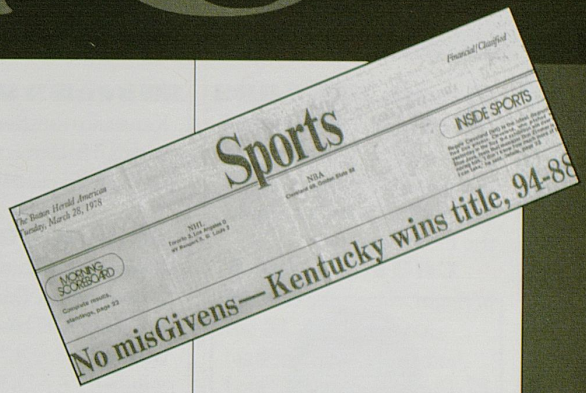

UK wins its fifth NCAA championship, 94-88, over Duke in St. Louis. More than 10,000 fans greet the team at Blue Grass Airport and 15,000 more at Memorial Coliseum.

March 21, 1976
UK wins its second NIT championship by defeating North Carolina-Charlotte, 71-67 in New York.

Nov. 27, 1976
UK defeats Wisconsin, 72-64, in the new, 23,000-seat, $53 million Rupp Arena.

Dec. 10, 1977
As top-ranked UK is defeating Kansas on "Adolph Rupp Night" in Allen Field House on Naismith Drive in Lawrence, Kansas, Rupp dies. Thousands participate in the funeral procession in Lexington.

March 27, 1978
Jack "Goose" Givens scores 41 points as



Kentucky Basketball Timeline

1980

March 26, 1983
In the first meeting between the schools in 24 years, Louisville defeats UK 80-68 in overtime to earn a trip to the Final Four.



Sam Bowie

March 22-24, 1984
UK defeats Louisville and Illinois to advance to the Final Four in Seattle.

March 31, 1984
Georgetown outscores UK 23-2 at the start of the second half to defeat the Wildcats 53-40 in the NCAA title game.

March 22, 1985
Joe B. Hall announces his retirement as UK loses to St. John's, 86-70, in the NCAA West Regional in Denver.

Nov. 22, 1985
Eddie Sutton coaches his first game at Kentucky, a 77-58 win over Northwestern (La.) State.

March 10, 1989
Kentucky finishes the year with a 13-19 record, its first losing mark in 61 seasons.

March 19, 1989
In the wake of an NCAA investigation, Eddie Sutton resigns as UK basketball coach.

May 19, 1989
The NCAA places Kentucky's basketball team on probation.



Kenny Walker



Kyle Macy

June 2, 1989
Rick Pitino is named head basketball coach at Kentucky.

Nov. 28, 1989
Pitino wins his first game as Kentucky coach, 76-73 over Ohio University.



Melvin Turpin

Kentucky Basketball Timeline

1990



Feb. 15, 1990
Described by many as one of the most exciting games ever played at Rupp Arena, the Wildcats burst out to an early lead and then hold off LSU and Shaquille O'Neal, 100-95.

June, 1990
Rick Pitino makes history by naming Bernadette Locke, an assistant for the University of Georgia Lady Bulldogs basketball team, to his coaching staff at Kentucky.

March 2, 1991
Before a crowd of 24,310 at Rupp Arena, Kentucky defeats Auburn 114-93 to claim the best record in the Southeastern Conference and end its two-year probation.


Never-quit Cats win with historic rally

UK overcomes 31-point deficit in second half, beats LSU 99-95

By Jerry Tipton
Herald-Leader Staff Writer

BATON ROUGE, La. — Kentucky beat Louisiana State 99-95 last night in a game as wild and improbable as the Cats' new pajama-like shorts.

Walter McCarty swished a three-pointer from the left corner with 19

Kentucky comeback.

The Cats trailed by 31 with 15:34 left.

It was the greatest comeback in the history of NCAA Division I basketball.

Kentucky erased Duke from the record book. Duke rallied from a 29-point halftime deficit to beat Tulane 74-

"I've coached 200 NBA games and about 16 years of college," UK Coach Rick Pitino said. "I've never, ever seen a comeback — on the road — like that in my life."

Pitino counseled patience at half-time. Playing "possession by possession" might erode LSU's 48-32 halftime lead, he said.

When LSU extended the lead to 68-37 at the 15:34 mark, the Cats changed their objective.

"My stories were over with," Pitino said. "I just wanted to make it respectable and not lose our confidence."

Kentucky got angry. "When they went up 31, I got the team together and said we're not leaving the building without a win," UK point guard Travis Ford said. "We'll stay all night."

LSU got happy. "Anybody does," Ford said. "Everyone relaxes."

The combination made for one of the most improbable thrillers in many a season.

Three-pointers put UK way behind. The Cats rode three-point shooting in their comeback.

Jeff Brassow hit four three-pointers in the rally.

Chris Harrison, the last man on the team, hit two.

UK hit four three-pointers in the final 2:30 to finish the whirlwind. The Cats scored 62 points in the final 15 minutes.

McCarty hit the fourth three-pointer. He hit from the left corner with 19 seconds left to give UK a 96-95 lead.

"I heard the coach say, shoot it," said McCarty, who led UK with 23 points. "I didn't have time to think about it."

Ford sealed the victory with two

See CATS, C6

March 15, 1992
Eligible for post-season play for the first time in three years, Kentucky dominates Alabama, 80-54, to take its 16th SEC Tournament championship.

March 20, 1992
Kentucky returns to the NCAA for a record 33rd time and defeats Old Dominion, 88-69.

March 28, 1992
In what many called the "best NCAA Tournament game ever," Kentucky takes defending NCAA champion Duke to overtime in the East Regional finals in Philadelphia. A last-second shot by Christian Laettner sends Duke to the Final Four, and breaks the hearts of Wildcats fans everywhere. It is Cawood Ledford's last game as the "Voice of the Wildcats."

April 7, 1992
In an awards ceremony at Rupp Arena, UK retires the jerseys of seniors Richie Farmer, Deron Feldhaus, John Pelphrey and Sean Woods.

March 27, 1993
Kentucky beats Florida State 106-81 to advance to the NCAA Final Four in New Orleans. The victory completes a string of four games in which the Wildcats blitzed their Southeast Region opponents by an average of 31.0 ppg - the largest margin of victory ever by a team through four games en route to the Final Four.

April 3, 1993
Kentucky faces Michigan in the NCAA Semifinals, marking UK's 10th Final Four appearance. An 81-78 overtime loss to the Wolverines ended Kentucky's season at 30-4 and marked All-American Jamal Mashburn's last game in UK blue.

February 15, 1994
Trailing by 31 points with 15:34 remaining in the game at LSU, the Wildcats pull off a Mardi Gras miracle. Connecting on 11 three-pointers and outscoring the Bayou Bengals 62-27 during the final 15:34, UK storms back to a 99-95 victory – the greatest comeback in UK history.

Special thanks to Russell Rice, author of Big Blue Machine

Our Goal Is To Keep Dreams Alive

The pages of this media guide share the great history and tradition of University of Kentucky basketball for all to see. But now, you can help make that great tradition come alive!

Did you ever think you would actually get to see the Wildcats locker room? Would you like to take a peek at the Coach's office and get "inside" the coach's head to hear his strategy and how he prepares for a game? What would it be like to go one-on-one against Jamal Mashburn? James Lee? Travis Ford? What are your favorite former UK players doing today? How do they feel about their years at UK? Wouldn't it be great to actually see the uniforms worn by the Fabulous Five or the basketball Dan Issel was playing with when he became the men's all-time leading scorer at UK? What player on the UK women's basketball team was an All-American and became the all-time leading scorer at UK? How would you like to hear the actual play-by-play of your favorite moments in UK basketball history?

These are just a few of the exciting exhibit experiences you will have at the planned University of Kentucky Basketball Museum.

Learn more about the Museum and how you can help Keep the Dream Alive by becoming a corporate or individual sponsor — and have your support recognized in the Museum along with other Cat fans. Call or write today to:

University of Kentucky Basketball Museum
P.O. Box 89
Lexington, Kentucky 40501
(606) 225-5670
E-Mail: ukbball@mis.net

Jim LeMaster
President
University of Kentucky Basketball Museum, Inc.

Coach Rick Pitino
Member
Fund Raising Steering Committee



Kentucky Coaches Through the Years

Since its beginning in 1903, the University of Kentucky basketball program has amassed an amazing 1616 wins and only 518 losses (75.7% winning percentage).

These impressive numbers are very much a part of the tradition and mystique that surround the UK program. However, just as much a part of this tradition are the 19 men who have guided UK's basketball teams through 92 seasons. History has it that the first of these men was W.W.H. Mustaine, who in 1903 called together some students, took up a collection totaling $3 for a ball and told them to start playing.

Since then, 18 other men have tried their hand at coaching the Cats, with the most successful coaches becoming the most well known. Of course, Adolph Rupp, who guided the Wildcats to 876 wins and four NCAA titles, is the most successful and most famous coach in UK history. The chart on the opposite page provides a look at UK coaches through the years.



Adolph Rupp, who coached the Wildcats for 42 seasons, compiled a record of 876-190 to become the winningest basketball coach in history. He also led UK to four NCAA titles.



Coach Rupp's popularity with Kentuckians continued after his retirement in 1972. Here, he signs autographs for fans in Rupp Arena, the facility named in his honor.



Coach Rupp, known as "the Baron," compares Sports Illustrated covers with Indiana school-boy star, Rick Mount, during Mount's recruiting visit to Kentucky. Mount went on to play for Purdue.

Kentucky Coaches Through the Years



If you ask any Wildcat basketball player what impresses them most about Coach Pitino, nearly all will mention his love of teaching the game. Here, Pitino gives instructions to Mark Pope.





Joe B. Hall, who coached Kentucky for 13 years, had the unenviable task of succeeding Coach Rupp. Yet, he won 297 games, an NIT title and an NCAA title. Above, he coaches Melvin Turpin and the '84 squad to the Final Four.



Pitino, a highly sought-after public speaker, is at ease when addressing the media.

Eddie Sutton coached the Wildcats from 1986-89, winning more than 69% of his games. His best team was his first team, which finished 32-4.

The intense Coach Pitino lives and dies with every play and every call.



Years at UK	Name	Tenure	Won	Lost	Pct.	Best Season
1903-09	W.W.H. Mustaine and Others	7	21	35	.375	
1910	E.R. Sweetland & R.E. Spahr	1	4	8	.333	
1911	H.J. Iddings	1	5	6	.454	5-6 in 1911
1912	E.R. Sweetland	1	9	0	1.000	9-0 in 1912
1913	J.J. Tigert	1	5	3	.625	5-3 in 1913
1914-15	Alpha Brumage	2	19	7	.731	12-2 in 1914
1916	J.J. Tigert (James Fark)	1	8	6	.571	8-6 in 1916
1917	J. J. Tigert (W.P. Tuttle)	1	4	6	.400	4-6 in 1917
1918	S.A. Boles	1	9	•2-1	.792	9-2-1 in 1918
1919	Andrew Gill	1	6	8	.428	6-8 in 1919
1920-24	George Buchheit	5	44	27	.619	13-1 in 1921
1925	C.O. Applegran	1	13	8	.619	13-8 in 1925
1926	Ray Eklund	1	15	3	.833	15-3 in 1926
1927	Basil Hayden	1	3	13	.187	3-13 in 1927
1929-30	John Mauer	3	40	14	.740	16-3 in 1930
1931-72	Adolph Rupp	+42	876	190	.822	25-0 in 1954
1973-85	Joe B. Hall	13	297	100	.748	30-2 in 1978
1986-89	Eddie Sutton	4	#88	39	.693	32-4 in 1986
1990-95	Rick Pitino	6	150	43	.772	30-4 in 1993

19 Coaches In 92 seasons

Games Won 1616, Lost 518, Tied 1, 75.7%

• Unique tie game resulted from scorer's error discovered after game.

+ No schedule played in 1953— Rupp's record for 41 seasons. Five wins in 1966 International Universities Tournament in Israel not included in team totals.

«Basketball at UK reportedly started when W.W.H. Mustaine called together some students, took up a collection totaling $3 for a ball and told them to start playing. There was no official coach from 1903 until 1910. Managers ran the team.

Three games from 1988 NCAA Tournament vacated by decree of NCAA.

The Helms Athletic Foundation

in Los Angeles, founded in the mid-1930s by Bill Schroader and Paul Helms, researched records and retroactively picked the top teams dating back to 1901. From 1939, when the NCAA Tournament started, the Helms and NCAA champions were the same, except for 1939-40-44-54. In addition to its NCAA championship years of 1948, '49, '51, '58 and '78, Kentucky was named the Helms National Champion in 1933 (20-3) and 1954 (25-0).

Kentucky players Forest Sale (1933) and Leroy Edwards (1935) were named Helms National Player of the Year.



1933 Helms National Champions

Above:
FRONT ROW: Biggerstaff, Settle, Gates, Nugent, Tucker, Jackson, Lawrence.
MIDDLE ROW: Coach Rupp, Boles, Kercheval, Davis, Johnson, Darby, Mann, Asst. Coach Miller.
BACK ROW: Blair, Davis, Morris, Sale, Demoisey, Yates, Kreuter, Maxson.



1954 Helms National Champions

At Left:
FRONT ROW: Coach Adolph Rupp, Linville Puckett, Jess Curry, Gayle Rose, Clay Evans, Willie Rouse, Dan Chandler, Pete Grigsby, and Assistant Coach Harry Lancaster.
BACK ROW: Student Manager Mike Dolan, Hugh Coy, Cliff Hagan, Lou Tsioropoulos, Jerry Bird, Phil Grawemeyer, Harold Hurst, Bill Bibb, Frank Ramsey, and Bill Evans.

1947-48 National Champions

KENTUCKY

PLAYER	FG	FTM	FTA	PF	TP
Jones	4	1	1	3	9
Barker	2	1	3	4	5
Line	3	1	1	3	7
Groza	6	2	4	4	14
Holland	1	0	0	1	2
Beard	4	4	4	1	12
Rollins	3	3	5	3	9
Barnstable	0	0	1	0	0
TOTALS	23	12	19	19	58

BAYLOR

PLAYER	FG	FTM	FTA	PF	TP
Owen	2	1	2	0	5
DeWitt	3	2	4	3	8
Hickman	1	0	0	0	2
Pulley	0	1	1	0	1
Heathington	3	2	4	5	8
Preston	0	0	2	2	0
Johnson	3	4	7	5	10
Robinson	3	2	4	4	8
Brack	0	0	0	0	0
TOTALS	15	12	24	19	42

KENTUCKY 58
BAYLOR 42
March 23, 1948

NEW YORK — Alex Groza and Ralph Beard combined for 26 points and the Wildcats defense held the Bears to 16 first-half points to capture UK's first NCAA title.

The title victory enabled the Wildcats to become only the second team ever to win both the NIT and NCAA titles. UK, which finished the season at 34-2, won the NIT title in 1946.

Paced by Groza and Beard, the Wildcats turned a 29-16 halftime lead into a 44-28 bulge midway through the second half. After Baylor rallied to cut the lead to 11, UK put the game out of reach as Wallace "Wah Wah" Jones scored four points to give the Wildcats a 15-point lead.

In addition to Groza and Beard, the Wildcats also got nine points apiece from Jones and Kenneth Rollins.

Kentucky	29	29 — 58
Baylor	16	26 — 42



Front Row: Coach Rupp, Johnny Stough, Ralph Beard, Kenneth Rollins, Cliff Barker, Jr. Dale Barnstable, Asst. Coach Harry Lancaster;
Second Row: Manager Humzey Yessin, Garland Townes, Jim Jordan, Joe Holland, Alex Groza, Wallace Jones, Jim Line, Roger Day, Trainer Wilbert Bud Berger.

1948-49 National Champions

KENTUCKY 46, OKLAHOMA A & M 36
March 26, 1949

SEATTLE — Paced by Alex Groza's 25 points and a defense that limited the Aggies to a mere nine field goals, the Wildcats were crowned NCAA champions for the second straight year.

Groza, a unanimous selection as the "Player of the Tournament," put on an impressive display that saw him score more than twice as many points as any other player. A&M's Jack Shelton was the game's only other player to score in double figures. He finished with 12 points.

The Aggies, coached by Hank Iba, drew first blood at 5-2, but that was the only lead they enjoyed as the Wildcats scored seven straight points, five by Groza, to take a 25-20 first-half lead.

UK extended the lead to 31-21 early in the second half and coasted the rest of the way.

Kentucky	25	21 — 46
Oklahoma A&M	20	16 — 36

KENTUCKY

PLAYER	FG	FTM	FTA	PF	TP
Jones	1	1	3	3	3
Line	2	1	2	3	5
Groza	9	7	8	5	25
Beard	1	1	2	4	3
Barker	1	3	3	4	5
Barnstable	1	1	1	1	3
Hirsch	1	0	0	1	2
TOTALS	16	14	19	21	46

OKLAHOMA A&M

PLAYER	FG	FTM	FTA	PF	TP
Yates	1	0	0	1	2
Bradley	0	3	5	3	3
Harris	3	1	1	5	7
Parks	2	3	4	5	7
Shelton	3	6	7	4	12
Jaquet	0	1	2	0	1
McArthur	0	2	2	1	2
Pilgrim	0	2	2	1	2
Smith	0	0	0	1	0
TOTALS	9	1	23	21	36



Front Row: Coach Rupp, Jim Line, Cliff Barker, John Stough, Ralph Beard, Joe Hall, Garland Townes and Assistant Coach Harry Lancaster;
Back Row: Dale Barnstable, Walt Hirsch, Wallace Jones, Captain Alex Groza, Bob Henne, Roger Day and manager Humzey Yessin.

1950-51 National Champions

KENTUCKY

PLAYER	FG	FTM	FTA	PF	TP
Whitaker	4	1	0	2	9
Linville	2	4	8	5	8
Spivey	9	4	6	2	22
Ramsey	4	1	3	5	9
Watson	3	2	4	3	8
Hagan	5	0	2	5	10
Tsioropoulos	1	0	0	1	2
Newton	0	0	0	0	0
TOTALS	28	12	23	23	68

KANSAS STATE

PLAYER	FG	FTM	FTA	PF	TP
Head	3	2	2	5	8
Stone	3	6	8	5	12
Hitch	6	1	1	5	13
Barrett	2	0	2	1	4
Iverson	3	1	2	3	7
Housey	2	0	0	3	4
Gibson	0	1	1	5	1
Upson	0	0	0	1	0
Knostman	1	1	2	1	3
Peck	2	0	1	1	4
Schuyler	1	0	1	1	2
TOTALS	23	12	20	31	58

KENTUCKY 68, KANSAS STATE 58
MARCH 27, 1951

MINNEAPOLIS — Bill Spivey scored 22 points and an ailing Cliff Hagan sparked the Wildcats to their unprecedented third NCAA title.

With a squad consisting of only six healthy players — Walt Hirsch was ineligible and Hagan was plagued by an infected throat — the Wildcats hardly looked like championship material as Kansas State broke out to a 20-12 lead.

It was then that Rupp inserted the ailing Hagan. It was a move that may have proved the difference as the freshman forward sparked a rally that saw UK cut the Kansas State lead to 29-27 at the half.

Led by Hagan and Spivey, who dominated the boards, UK outscored Kansas State 41-29 in the second half to complete the come-from-behind victory.

Kentucky	27	41 — 68
Kansas State	29	29 — 58



Standing: Frank Ramsey, Shelby Linville, Bill Spivey, Roger Layne, Lou Tsioropoulos, Read Morgan; **Seated:** Coach Adolph Rupp, Cliff Hagan, C.M. Newton, Walt Hirsch, Paul Lansaw, Dwight Price & Assistant Coach Harry Lancaster; **Below:** Lindle Castle, Lucian Whitaker, Bobby Watson, Guy Strong, T. Riddle.

1957-58 National Champions

KENTUCKY 84, SEATTLE 72
MARCH 22, 1958

LOUISVILLE — Senior Vernon Hatton scored 30 points and the Wildcats overcame a 25-point, 19-rebound performance by Elgin Baylor to capture their fourth NCAA championship.

Led by Hatton and Johnny Cox, who finished with 24 points, the Wildcats twice battled back from 11-point deficits to gain the victory.

Trailing for much of the game, UK grabbed its first lead with 6:08 left when Don Mills hit a hook shot to give the Wildcats a 61-60 lead. Moments later, Cox hit a jump shot to make it 63-60 and UK never trailed again.

John Crigler added 14 points for the victors. Mills and Adrian Smith finished with nine and seven points, respectively.

Aside from Baylor, Seattle received 17 points from Charley Brown and 16 from Jerry Frizzell.

Seattle	39	33 — 72
Kentucky	36	48 — 84

SEATTLE

PLAYER	FGM	FGA	FTM	FTA	REB	PF	TP
Prizzell	4	6	8	11	5	3	16
Brown	6	17	5	7	5	5	17
Baylor	9	32	7	9	19	4	25
Harney	2	5	0	1	1	1	4
Saunders	0	2	0	0	2	3	0
Ogorek	4	7	2	2	11	5	10
Plasecki	0	0	0	0	0	0	0
TOTALS	25	69	22	30	43	21	72

KENTUCKY

PLAYER	FGM	FGA	FTM	FTA	REB	PF	TP
Crigler	5	12	4	7	14	4	14
Cox	10	23	4	4	16	3	24
Beck	0	1	0	1	3	4	0
A. Smith	2	8	3	5	6	4	7
Hatton	9	20	12	15	3	3	30
Mills	4	9	1	4	5	3	9
TOTALS	30	73	24	36	47	21	84



Front Row: Coach Rupp, Adrian Smith, John Crigler, Ed Beck, Don Mills, Johnny Cox, Vernon Hatton, Assistant Coach Harry Lancaster;
Second Row: Student Manager Jay Atkerson, Earl Adkins, Dick Howe, Phil Johnson, Bill Cassady, Lincoln Collinsworth and Harold Ross.

1977-78 National Champions

DUKE

PLAYER	MIN	FGM	FGA	FTM	FTA	REB	A	PF	TP
Banks	37	6	12	10	12	8	2	2	22
Dennard	30	5	7	0	0	8	2	5	10
Gminski	37	6	16	8	8	12	2	3	20
Harrell	24	2	2	0	0	0	1	3	4
Spanarkel	40	8	16	5	6	2	3	4	21
Suddath	9	1	3	2	3	2	0	1	2
Bender	17	1	2	5	5	1	4	3	7
Goetsch	6	0	1	0	0	1	0	1	0
Team						0			
TOTALS	200	29	59	30	34	35	14	22	88

KENTUCKY

PLAYER	MIN	FGM	FGA	FTM	FTA	REB	A	PF	TP
Givens	37	18	27	5	8	8	3	4	41
Robey	32	8	11	4	6	11	0	2	20
Phillips	11	1	4	2	2	2	1	5	4
Macy	38	3	3	3	4	0	8	1	9
Claytor	24	3	5	2	4	0	3	2	8
Lee	20	4	8	0	0	4	2	4	8
Shidler	16	1	5	0	1	1	3	3	2
Aleksinas	1	0	0	0	0	0	0	1	0
Williams	10	1	3	0	0	4	0	2	2
Cowan	8	0	2	0	0	2	0	1	0
Stephens	1	0	0	0	0	0	0	0	0
Courts	1	0	0	0	0	0	0	0	0
Gettelfinger	1	0	0	0	0	0	0	0	0
Casey	1	0	0	0	0	0	0	1	0
Team						0			
TOTALS	200	39	68	16	25	32	20	26	94

Technicals — Duke bench. Att. — 18,271.

KENTUCKY 94, DUKE 88
MARCH 27, 1978

ST. LOUIS — Senior Jack Givens put on one of the finest individual performances in NCAA Championship history in leading the Wildcats past the Blue Devils.

With much of the crowd of 18,271 chanting "Goose, Goose," Givens scored 41 points, three short of the record for a championship game, to help the Wildcats to their fifth NCAA title and first in 20 years.

Givens' dominance was clearly evident in the first half as he scored 23 points, including UK's last 16 of the half, to turn a 29-28 UK lead into a 45-38 cushion. It was a deficit from which the Blue Devils would not recover.

Overall, Givens made 18 of 27 field goal attempts, five of eight free throws and added eight rebounds and three assists.

Duke	38	50 — 88
Kentucky	45	49 — 94



Front Row: Coach Joe Hall, Jay Shidler, Dwane Casey, Kyle Macy, Jack Givens, Tim Stephens, Chris Gettelfinger, Truman Claytor and Assistant Coach Dick Parsons; **Second Row:** Assistant Trainer Walt McCombs, Manager Don Sullivan, LaVon Williams, Scott Courts, Mike Phillips, Rick Robey, Chuck Aleksinas, Fred Cowan, James Lee, Assistant Coach Leonard Hamilton and Assistant Coach Joe Dean Jr.

AP & UPI Champions

1951-52 AP & UPI CHAMPIONS



Front Row: Coach Adolph Rupp, Gayle Rose, Bill Evans, Bobby Watson, Lucian Whitaker, Willie Rouse, Bobby Moore, Manager; **Back Row:** Gene Neff, Cliff Hagan, Shelby Linville, Ronald Clark, Lou Tsioropoulous, Frank Ramsey and James Flynn.

1953-54 AP CHAMPIONS - UNDEFEATED 25-0



Front Row: Coach Adolph Rupp, Linville Puckett, Jess Curry, Gayle Rose, Clay Evans, Willie Rouse, Dan Chandler, Pete Grigsby, Assistant Coach Harry Lancaster; **Back Row:** Student Manager Mike Dolan, Hugh Coy, Cliff Hagan, Lou Tsioropoulos, Jerry Bird, Phil Grawemeyer, Harold Hurst, Bill Bibb, Frank Ramsey and Bill Evans.

AP & UPI Champions

1965-66 AP & UPI Champions



Front Row: Coach Adolph Rupp, Gene Stewart, Pat Riley, Louie Dampier, Bob Tallent, Steve Clevenger, Jim LeMaster, Assistant Coach Harry Lancaster; **Back Row:** Tommy Porter, Gary Gamble, Tommy Kron, Cliff Berger, Larry Lentz, Brad Bounds, Thad Jaracz, Larry Conley and Student Manager Mike Herreld.

1969-70 AP & UPI Champions



Front Row: Coach Adolph Rupp, Dan Issel, Tom Parker, Bob McCowan, Larry Steele, Mike Pratt, Randy Nall, Assistant Coach Joe B. Hall; **Back Row:** Assistant Coach Dick Parsons, Trainer Claude Vaughan, Kent Hollenbeck, Jim Dinwiddie, Clint Wheeler, Art Laib, Randy Pool, Mark Soberberg, Stan Key, Terry Mills, Bill Busey, Assistant Coach T. L. Plain and Manager Doug Billips.

1946 & 1976 NIT Champions

1945-46 NIT CHAMPIONS



Front Row: Manager Humzey Yessin, Muff Davis, Buddy Parker, Ralph Beard, Jack Parkinson, Bill Sturgill;
Back Row: Trainer Frank Mann, Elmer Gilb, Jack Tingle, Kenton Campbell, Coach Adolph Rupp, Wallace Jones, Wilber Schu, Joe Holland.

1975-76 NIT CHAMPIONS



Front Row: Coach Joe B. Hall, Reggie Warford, Dwane Casey, Pat Foschi, Larry Johnson, Joey Holland, Truman Claytor, Asst. Coach Dick Parsons;
Back Row: Manager Tripp Ramsey, Asst. Coach Lynn Nance, Jack Givens, James Lee, Rick Robey, Dan Hall, Mike Phillips, Merion Haskins, Bob Fowler, Asst. Coach Leonard Hamilton, Assoc. Trainer Bobby Barton.

Wildcat Lettermen



John Adams



Jim Andrews



Scotty Baesler



Dickey Beal



Ralph Beard

A

Allan Abramson (Mgr.) (44)
John Adams (63, 64, 65)
Don Adkins (63 64, 65)
Earl Adkins (55, 57, 58)
Paul Adkins (21, 22)
Marvin Akers (41, 42, 43)
Charles Alberts (25, 26)
Charles Aleksinas (78)
Ermal Allen (40, 41, 42)
Ed Allin (45)
Carl Althaus (43)
H.M. Amoss (04)
Dwight Anderson (79)
Milerd Anderson (34,35,36)
Jim Andrews (71, 72, 73)
Paul Andrews (84, 85, 86, 87)
Lee Andrus (03, 04)
Phil Argento (67, 68, 69)
R.H. Arnett (04)
Jay Atkerson (Mgr.) (57, 58, 59)
Randy Azbill (Mgr.) (84, 85)

B

H.A. Babb (Mgr.) (11)
Adrian Back (42)
Stanley Baer (05, 06, 07)
Scotty Baesler (62, 63)
Mike Ballenger (82)
R.C. Barbee (06, 07, 09)
Cliff Barker (47, 48, 49)
Bill Barlow (43)
B. Barnett (11, 12, 13)
Dale Barnstable (47, 48, 49, 50)
Bobby Barton (Mgr.) (67)
Arthur Bash (18)
Dickey Beal (81, 82, 83, 84)
Ralph Beard (46, 47, 48, 49)
Bret Bearup (81, 83, 84, 85)
Todd Bearup (91)
Ed Beck (56, 57, 58)
Cecil Bell (31)
Winston Bennett (84, 85, 86, 88)
Cliff Berger (66, 67, 68)
Henry Besuden (26)
Bill Bibb (54)
Arthur Bicknell (40)
Doug Billips (Mgr.) (69, 70)
Jerry Bird (54, 55, 56)
J. Blackmon (84, 85, 86, 87)
Crittenden Blair (34)
Harry Bliss (35)
Ralph Boren (24)
Brad Bounds (66, 67)
Sam Bowie (80, 81, 84)
Junior Braddy (90, 91, 92, 93)
Bob Brannum (44, 47)
Jeff Brassow (90, 91, 93, 94)
D.P. Branson (05, 06)
Wayne Breeden (Mgr.) (83)
John Brewer (55, 56, 57)
Leo Brewer (08)
Melvin Brewer (41, 42, 43)
G.C. Bridges (10)
Jake Bronston (30, 31)
Dale Brown (92, 93)
Steve Bruce (87)
T.R. Bryant (05, 06, 07)
Nathanial Buis (44)
Carey Burchett (Mgr.) (34)
Carroll Burchett (60, 61, 62)
L.S. Burhham (19, 20, 22,23)
Bob Burrow (55, 56)
Bill Busey (68)
Kirk Byars (Mgr.) (63)
Leroy Byrd (84, 85, 86)

C

Gerry Calvert (55, 56, 57)
George Campbell (Mgr.) (35)
Kenton Campbell (45, 46)
Patrick Campbell (17, 18)
Burgess Carey (25, 26)
Ralph Carlisle (35, 36, 37)
Armiel Carman (Mgr.) (16)
Dwane Casey (76, 77, 78, 79)
Mike Casey (68, 69, 71)
Billy Ray Cassady (56, 57, 58)
J.S. Chambers (Mgr.) (09)
Rex Chapman (87, 88)
Truman Claytor (76, 77, 78, 79)
Steve Clevenger (66, 67, 68)
Marion Cluggish (38, 39, 40)
Bernie Coffman (59, 60)
Sid Cohen (59, 60)
L. Collinsworth (56, 57, 58)
Carl Combs (40)
Cecil Combs (28, 29, 30)
Charles Combs (38)
Larry Conley (64, 65, 66)
Jimmy Dan Conner (73, 74, 75)
Joe Coons (05)
Anthony Cooper (90)
Fred Cowan (78, 79, 80, 81)
Johnny Cox (57, 58, 59)
Hugh Coy (54)
John Crigler (56, 57, 58)
George Critz (64)
Larry Crosby (Mgr.) (65)
John S. Crosthwaite (10)
Albert Cummins (47)
Fred Curtis (37, 38, 39)

D

Louie Dampier (65, 66, 67)
Darrell Darby (31, 32, 33)
Howard Dardeen (59)
Ed Davender (85, 86, 87, 88)
Berkley Davis (34)
Bruce Davis (36)
Johnathon Davis (89, 90, 91)
Mulford Davis (43, 46, 47)
Robert Davis (37)
William Davis (33, 34)
David Deaton (Mgr.) (89)
Ted Deeken (62, 63, 64)
Claire Dees (27, 28, 29)
Tony Delk (93, 94, 95)
John "Frenchy" DeMoisey (32, 33, 34)
Truitt DeMoisey (34)
Harry Denham (39)
Rodney Dent (93, 94)
Jim Dinwiddie (69, 70, 71)
J.A. Dishman (18, 19)
A.L. Dolan (06)
Mike Dolan (Mgr.) (52, 54)
Warfield Donohue (35, 36, 37)
H.H. Downing (8)
Pat Doyle (63)
Rick Drewitz (72, 73, 74)
Hunter Durham (Mgr.) (61, 62)
James Durham (45)

E

Ray Edelman (72, 73, 74)
Allen Edwards (95)
Leroy Edwards (35)
Russell Ellington (35, 36)
LeRon Ellis (88. 89)
Randy Embry (63, 64, 65)
Kenneth England (41, 42)
Anthony Epps (94, 95)
Bill Evans (52, 54, 55)
William Evans (Mgr.) (42)
J.C. Everett (19, 20)

F

H.L. Farmer (12, 13)
Richie Farmer (89, 90, 91, 92)
Keith Farnsely (39, 40, 41)
John Farris (Mgr.) (92, 94, 95)
J.B. Faulconer (Mgr.) (39)
Allen Feldhaus (60, 61, 62)
Deron Feldhaus (89, 90, 91, 92)
John Ferguson (Mgr.) (71)
Fred Fest (23)
Garrett Fitzpatrick (Mgr.) (41)
George Fletcher (Mgr.) (80, 81)
Chigger Flynn (Mgr.) (56)
Mike Flynn (73, 74, 75)
Bob Fowler (76)
Travis Ford (92, 93, 94)
W.C. Fox (07, 08, 09)



Richie Farmer



Jeff Brassow



Dwane Casey



Larry Conley



Jimmy Dan Conner

Wildcat Lettermen



Louie Dampier



Allen Feldhaus



Deron Feldhaus



Mike Flynn



Bob Guyette

G

J.H. Gaiser (10, 11, 12)
Gary Gamble (66, 67, 68)
Kenneth Gayheart (Mgr.) (90, 91, 92, 94)
Robert Gayheart (Mgr.) (89)
Chris Gettelfinger (80, 81)
Elmer Gilb (29)
Jeff Ginnan (89)
Jack Givens (75, 76, 77, 78)
Max Glickman (18)
James Goforth (35, 36, 37)
James Goodman (38, 39)
Phil Grawemeyer (54, 55, 56)
Sean Gray (Mgr.) (94, 95)
Kevin Grevey (73, 74, 75)
William Griffeth (Mgr.) (29)
Alex Groza (45, 47, 48, 49)
George Gumbert (14, 15, 16)
Bob Guyette (73, 74, 75)
J. White Guyn (04)

H

Cliff Hagan (51, 52, 54)
Joseph Hagan (36, 37, 38)
Jerry Hale (73, 74, 75)
Dan Hall (75)
Reggie Hanson (88, 89, 90, 91)
Roger Harden (83, 84, 85, 86)
Philip Haring (Mgr.) (36, 38)
Sam Harper (63, 64)
Tom Harper (64)
Carson Harreld (Mgr.) (65, 66)
Chris Harrison (92, 93, 94, 95)
W.C. Harrison (11, 12)
D.W. Hart (11, 12, 16)
Merion Haskins (75, 76, 77)
Vernon Hatton (56, 57, 58)
Basil Hayden (20, 21, 22)
Elmo Head (37, 38, 39)
Tom Heitz (80, 82, 83, 84)
G. Foster Helm (25, 27)
J.H. Herman (06)
Walter Hirsch (49, 51)
Walter Hodge (37)
Joe Holland (46, 47, 48)
Joey Holland (76)
Kent Hollenbeck (70, 71, 72)
Derrick Hord (80, 81, 82, 83)
Dick Howe (57, 58)
Lee Huber (39, 40, 41)
C.T. Hughes (24, 25)
Lowell Hughes (58, 59)
Harry Hurd (62)
Charles Hurt (80, 81, 82, 83)

I

R.Y. Ireland (Mgr.) (16, 17)
Charles Ishmael (63, 64)
Dan Issel (68, 69, 70)

J

Ralph Jackowski (38)
Thad Jaracz (66, 67, 68)
Irvine Jeffries (28)
Cedric Jenkins (85, 86, 87, 88)
Paul Jenkins (26, 27, 28)
Ned Jennings (59, 60, 61)
Herbert Jerome (34)
Ellis Johnson (31, 32, 33)
Larry Johnson (74, 75, 76, 77)
Phil Johnson (56, 58, 59)
Walter Johnson (44)
Chris Jones (89)
Wallace Jones (46, 47, 48, 49)
James Jordan (47, 48)

K

Pat Kelly (05)
William P. Kemper (Mgr.) (05)
Ron Kennett (64)
Stan Key (70, 71, 72)
Jeff Kidder (Mgr.) (89)
James King (40, 41, 42)
William King (21, 22, 24)
A.M. Kirby (07)
William Kleiser (32)
Edwin Knadler (27)
Howard Kreuter (32, 33)
Tommy Kron (64, 65, 66)

L

Art Laib (68)
Ed Lander (42, 43)
Bo Lanter (80, 81, 82)
Phil Latham (Trn.) (74, 75)
Bob Lavin (20, 21, 22)
Dave Lawrence (33, 34, 35)
Roger Layne (51)
James Lee (75, 76, 77, 78)
Ken Lehkamp (Mgr.) (56, 57)
Jim LeMaster (66, 67, 68)
Larry Lentz (66)
Morris Levin (Mgr.) (31)
Garland Lewis (34, 35, 36)
Billy Ray Lickert (59, 60, 61)
James Line (47, 48, 49, 50)
Shelby Linville (50, 51, 52)
Ercel Little (32)
Steve Lochmueller (73, 74)
Robert Lock (85, 86, 87, 88)
Ronnie Lyons (72, 73, 74)

M

Kyle Macy (78, 79, 80)
Richard Madison (85, 86, 87, 88)
Eric Manual (88)
F.L. Marx (10, 11)
B.G. Marsh (18)
Gimel Martinez (91, 92, 93, 94)
Jamal Mashburn (91, 92, 93)
Jim Master (81, 82, 83, 84)
James Mathewson (42)
Charles Maxson (Mgr.) (33)
Jack May (Mgr.) (35, 36)
John McAdam (Mgr.) (70)
Walter McCarty (94, 95)
Paul McBrayer (28, 29, 30)
Bob McCowan (69, 72)
Jim McDonald (60, 61, 62)
James McFarland (24, 25, 26)
Skip McGaw (90)
Lawrence McGinnis (28, 29, 30)
Louis McGinnis (29, 30, 31)
James McIntosh (37)
Troy McKinley (82, 83, 84, 85)
J. McKinney (Mgr.) (36, 37)
C.F. Meadors (12)
Hub Metry (Mgr.) (64, 65)
Derrick Miller (87, 88, 89, 90)
Cameron Mills (95)
Chris Mills (89)
Don Mills (58, 59, 60)
Ray Mills (55, 56, 57)
Terry Mills (69, 70, 71)
Stanley Milward (28, 29, 30)
Will Milward (24, 25)
Dirk Minniefield (80, 81, 82, 83)
Terry Mobley (63, 64, 65)
Gayle Mohney (26)
Bob Moore (Mgr.) (50, 51, 52)
Eric Moore (Mgr.) (89)
Ralph Morgan (13, 14, 15)
Jeff Morrow (Mgr.) (89, 90, 91, 92)
Tom Moseley (44)

N

Cotton Nash (62, 63, 64)
Alonzo Nelson (45)
Roger Newman (61)
C.M. Newton (51)
Tommy Nichols (36)
Paul Noel (43)
Randy Noll (70)

O

Dan Omlar (Mgr.) (64)
Bernard Opper (37, 38, 39)
Hays Owens (28, 29, 30)

P

Scott Padgett (95)
Harold Park (Mgr.) (45)
James Park (14)



Merion Haskins



Steve Lochmueller



James Lee



Gimel Martinez



Cotton Nash

Wildcat Lettermen



C.M. Newton



Larry Pursiful



Frank Ramsey



Pat Riley



Willie Rouse

Michael Parks (90)
Clyde Parker (43)
Ed Parker (Mgr.) (19)
J. Ed Parker (45, 46, 47)
Tom Parker (70, 71, 72)
Jack Parkinson (44, 45, 46, 48)
Dick Parsons (59, 60, 61)
Tom Payne (71)
Bart Peak (17)
Leonard Pearson (50)
John Pelphrey (89, 90, 91, 92)
Doug Pendygraft (62)
E.S. Penick (43)
Dan Perry (72)
George Perry (Mgr.)(54)
Mike Phillips (75, 76, 77, 78)
Frank Phipps (27)
Wayne Plummer (09)
Randy Pool (68, 69)
Mark Pope (95)
Tommy Porter (66, 67, 68)
Shelby Post (08, 09)
Sam Potter (34)
William Poynz (21, 23)
Mike Pratt (68, 69, 70)
R.C. Preston (11, 12, 13, 14)
Jared Prickett (93, 94, 95)
Linville Puckett (54)
Larry Pursiful (60, 61, 62)

R

Frank Ramsey (51, 52, 54)
Lloyd Ramsey (41, 42)
Tripp Ramsey (Mgr.) (76, 77)
Robert Reynolds (32)
Rodrick Rhodes (93, 94, 95)
A.T. Rice (23, 24)
S.H. Ridgeway (20, 21)
Andre Riddick (92, 93, 94, 95)
Carl Riefkin (23, 24)
Pat Riley (65, 66, 67)
R.N. Roark (04)
Roy Roberts (62, 63)
Rick Robey (75, 76, 77, 78)
Al Robinson (59)
William "Doc" Rodes (17)
William Rodes (09, 10)
Karl Rohs (25)
Don Rolfes (63)
Kenneth Rollins (43, 47, 48)
Van Buren Ropke (27)
Gayle Rose (52, 54, 55)
Harold Ross (56, 57, 58)
Ben Roth (Mgr.) (15)
Layton Rouse (38, 39, 40)
Willie Rouse (54)
Tony Russell (Mgr.)(94, 95)
Herky Rupp (61)

S

Forest Sale (31, 32, 33)
Charles Schrader (14, 17)
Wilber Schu (44, 45, 46)
Herschel Scott (13, 14, 15)
Mike Scott (87, 88, 89)
Jim Server (15, 16)
Evan Settle (33, 34)
A.P. Shanklin (18)
Shelby Shanklin (08)
James Sharpe (27)
Jeff Sheppard (94, 95)
Jay Shidler (77, 78, 79, 80)
Terry Shigg (87)
Glenn Sims (Mgr.) (73)
George Skinner (33)
Bobby Slusher (59)
Adrian Smith (57, 58)
Bill Smith (56, 57, 58)
G.J. Smith (73, 74, 75)
G.K. Smith (21, 23)
Mark Soderberg (70)
Carey Spicer (29, 30, 31)
Bill Spivey (50, 51)
Vincent Splane (42)
Carl Staker (40, 41, 42)
Larry Stamper (71, 72, 73)
Larry Steele (69, 70, 71)
Tim Stephens (77, 78)
Gene Stewart (67)
Bobby Stilz (67)
C.P. St. John (04)
Brian Stocker (Mgr.) (94, 95)
N. Stone (08)
John Strogh (45, 48)
Guy Strong (50)
William Sturgill (45, 46)
Todd Svoboda (93)
Don Sullivan (Mgr.) (78, 79)
Bill Surface (Mgr.) (55)
Sean Sutton (88, 89)

T

Bob Tallent (66)
Spencer Tatum (Mgr.) (89, 90, 91, 92)
Vincent Tatum (Mgr.) (91, 92)
Bob Taylor (35)
Alan Theobald (Mgr.) (68)
H.C. Thomas (18, 19)
Henry Thomas (91, 92)
Irving Thomas (86, 87)
Roger Thomas (Mgr.) (82, 83)
Hopmer Thompson (37, 38, 39)
Tommy Thompson (Mgr.) (60)
Milton Ticco (41, 42, 43)
E.J. Tierney (35)
Clarence Tillman (79)
Aminu Timberlake (92, 93)
Jack Tingle (44, 45, 46, 47)
Carlos Toomer (91, 92)
Garland Townes (50)
Bill Trott (31)
Lou Tsioropoulos (51, 52, 54)
Jack Tucker (33, 34, 35)
Melvin Turpin (81, 82, 83, 84)
Paul Turrell (35)
William P. Tuttle (12, 13, 14 15)

U

Eiki Umezaki (Mgr.) (89)
Lovell Underwood (24, 25, 26)

V

Arthur Vastin (18)
Chuck Verderber (79, 80, 81, 82)
George Vulich (44, 45)

W

Antoine Walker (95)
J. Rice Walker (36, 37, 38)
Kenny Walker (83, 84, 85, 86)
Reggie Warford (76)
L.B. Waters (05)
Robert Watson (50, 51, 52)
A.J. Weisenberger (11, 13)
Wylie B. Wendt (06)
Leo Wenkley (Mgr.) (30)
Clint Wheeler (71)
Lucian Whitaker (50, 51, 52)
Waller White (40, 41, 42)
Don Whitehead (44)
E. Wiheling (21)
W.G. Wilkinson (23)
LaVon Williams (77, 78, 79, 80)
Maury Wilson (06, 07, 08)
W.C. Wilson (13)
Phil Whitt (Trn.) (77)
Sean Woods (90, 91, 92)
Charles Worthington (31, 32)
H.J. Wurtele (04)

Y

George Yates (30, 31, 33)
H. Yessin (Mgr.) (46, 47, 48, 49)
Rudy Yessin (44)

Z

George Zerfoss (16, 18)
Karl Zerfoss (13, 15, 16)
Tom Zerfoss (14)
Todd Ziegler (85, 86)



Rick Robey



Larry Stamper



Larry Steele



Lou Tsioropoulos



Melvin Turpin

Success — Academic & Athletic

JOHN ADAMS - (1965) Is now a circuit judge in Lexington (Fayette County).

EARL ADKINS - (1958) Director of Pupil Personnel for Union County schools in Morganfield, Ky.

MARVIN AKERS - (1943) Is a retired mechanical construction manager living in Indianapolis, Ind.

CHARLES ALBERT - (1926) Retired in Shawnee Mission, Kan.

ED ALLIN - (1945) Retired administrator of Millersburg Military Insititute.

JIM ANDREWS - (1973) Drafted by the NBA; played professional ball in Italy and Sweden. Is now a vice president and director of marketing.

PHIL ARGENTO - (1969) Drafted by the old ABA's Kentucky Colonels and the NBA's L.A. Lakers. Currently owns a consulting company for new home builders.

ADRIAN BACK, JR. - (1942) Chairman, President and C.E.O. of a bank in Hodgenville.

GEORGE ATKINS - (1963) Former director of public relations at Humana Corporation. Has served as state auditor, secretary of cabinet, secretary of finance and state auditor for public accounts.

SCOTTY BAESLER - (1963) Formerly the popular mayor of Lexington. Currently a Kentucky congressman.

CLIFF BARKER - (1949) Played three years of professional ball as player/coach with the Indianapolis Olympians. Currently retired and living in Muncie, Ind., after a career as coach and educator in Florida.

DALE BARNSTABLE - (1950) This member of the 1948 and 1949 NCAA Championship teams was drafted by the Boston Celtics. Currently retired but works part-time as a consultant.

DICKEY BEAL - (1984) Drafted in the fourth round of the NBA by the Atlanta Hawks.

RALPH BEARD - (1949) Played two years of professional basketball with the Indianapolis Olympians. Is a retired vice president of a wholesale drug company.

BRET BEARUP - (1985) Played one year of professional ball in Europe. Currently working as an attorney.

ED BECK - (1958) Is currently a minister in Colorado Springs, Colo.

CECIL BELL - (1931) Currently a farmer and cattle breeder.

WINSTON BENNETT - (1988) Drafted in the third round of the NBA draft by the Cleveland Cavaliers. Played one year in the CBA, two with the Cavs and finished his pro career with the Miami Heat. Currently an assistant coach with the Kentucky Wildcats.

CLIFFORD BERGER - (1968) Drafted by the NBA's Milwaukee Bucks. Currently an oral and maxillofacial surgeon in Savannah, Ga.

BILL BIBB - (1954) Is currently athletics director and head coach at Mercer University.

JERRY BIRD - (1956) Is currently the human resources administrator for the American Greetings Corporation in Corbin.

JAMES BLACKMON - (1987) Drafted in the fifth round of the NBA draft by New Jersey. Currently a social worker in Chicago, Ill.

CRITTENDEN BLAIR - (1934) Is a retired Colonel and dentist.

SAM BOWIE - (1984) Drafted in the first round of the NBA by the Portland Trailblazers. Now with the L.A. Lakers. Lives in Lexington in the off season.



Former Wildcat Sam Bowie, an 11-year veteran of the NBA, currently plays for the Los Angeles Lakers.

BRAD BOUNDS - (1967) Educator in Frankfort, Ill.

BOB BRANNUM - (1947) College coach at Framingham State (Mass.) College.

JEFF BRASSOW - (1994) Employed by Brandeis Equipment in Louisville, Ky.

JOHN BREWER - (1957) Is now senior vice president of Motal Exchange Corporation in St. Louis.

CHARLES J. BRONSTON - (1931) Retired Greyhound Lines executive living in Inglewood, Fla.

DALE BROWN - (1993) Currently pursuing a pro career.

STEPHEN BRUCE - (1987) Currently a minister at Southern Baptist Church in Lexington.

CARROLL BURCHETT - (1962) Currently the Commissioner of the Kentucky Department of Vocational Rehabilitation in Frankfort.

BOB BURROW - (1955) Is currently the assistant superintendent for the Ft. Knox, Ky., schools.

LEROY BYRD - (1986) Currently works for the Lexington-Fayette Urban County Government.

Success — Academic & Athletic



After playing for both the Charlotte Hornets and the Washington Bullets, Rex Chapman now plays for Coach Pat Riley and the Miami Heat.

GERRY CALVERT - (1957) Drafted by the St. Louis Hawks. Currently an attorney at law in Lexington.

KENTON "DUTCH" CAMPBELL - (1946) Retired high school coach living in Orlando, Fla.

RALPH CARLISLE - (1937) Compiled 488 victories as a high school basketball coach in Kentucky (Kavanaugh, Highlands and Lafayette). Led Lafayette to state championships in 1950, '53, and '57. Currently a retired insurance executive in Lexington.

DWANE CASEY - (1979) - Currently an assistant coach with the Seattle SuperSonics.

MIKE CASEY - (1971) Drafted by the NBA. Is now a sales representative for the L.G. Balfour Company.

BILLY RAY CASSADY - (1958) Retired businessman in Inez, Ky.

LINDLE CASTLE - (1951) Retired basketball coach of Clinton County High School in Albany, Ky.

DAN CHANDLER - (1956) Currently working in the resorts business in the Bahamas.

REX CHAPMAN - (1988) Drafted in the first round by the Charlotte Hornets. Played four seasons with Charlotte. After a stint with the Washington Bullets, he is now a member of the Miami Heat.

KIRK CHILES - (1972) Is head basketball coach at Marshall County High School in Benton, Ky.

TRUMAN CLAYTOR - (1979) Drafted in the sixth round of the NBA draft by the Detroit Pistons. Currently an alcoholism counselor in Toledo, Ohio.

STEVE CLEVENGER - (1968) Currently superintendent of the Allen Construction Company.

MARION CLUGGISH - (1940) Retired coach-educator living in Florida.

BENNIE COFFMAN - (1960) Businessman in Tullahoma, Tenn.

SID COHEN - (1960) Businessman in Jacksonville, Fla.

LINCOLN COLLINSWORTH - (1958) School official in Titusville, Fla.

CARL COMBS - (1940) Retired attorney. Was the first Sports Information Director at the University of Kentucky.

CHARLES COMBS - (1938) Is retired from the Daviess County School System.

LARRY CONLEY - (1966) This member of "Rupp's Runts" played one season with the Kentucky Colonels of the old ABA. Now serves as a basketball color analyst for several networks.

JIMMY DAN CONNER - (1975) Drafted by the Virginia Squires of the old ABA. Played one year in the ABA with the Kentucky Colonels. Is currently an executive and partner with a financial corporation in Louisville.

FRED COWAN - (1982) Drafted in the sixth round by the NBA's Houston Rockets. Now coaching in Japan.

JOHNNY COX - (1959) Played two seasons with the Cleveland Cavaliers and one with the Chicago Bulls. Is now an insurance agent.

HUGH COY - (1954) Played four years of professional baseball with the St. Louis Cardinals. Currently a hospital drug representative.

JOHN CRIGLER - (1958) This member of the 1958 national championship team is currently Athletics Director for Scott County High School.

GEORGE CRITZ - (1964) Is now the principal of Adair County High School in Columbia, Ky.

AL CUMMINS - (1947) Owns a financial planning company and is a real estate broker in Lexington.

JESS CURRY - (1956) Owns the Medi-Fitness Corporation in Danville, Va.

LOUIE DAMPIER - (1967) After a career in the old ABA, he is currently owner of an audio-visual company in Louisville.

ED DAVENDER - (1988) Drafted in the third round by the Washington Bullets. Currently working in advertising sales.

BERKLEY DAVIS - (1934) Retired GE Vice President in Fairfield, Iowa.

MULFORD DAVIS - (1947) A retired school principal in Frankfort, Ind. Inducted into Indiana High School Basketball Hall of Fame in 1989.

TED DEEKEN - (1964) Currently working in the cellular phones industry.

TRUITT DeMOISEY - (1934) Retired coach-educator living in Ft. Thomas, Ky.

HARRY DENHAM - (1938) A retired general surgeon.

RODNEY DENT - (1994) Drafted in the second round by the Orlando Magic. Now a member of the Vancouver Grizzlies.

JAMES F. DINWIDDIE - (1971) Currently an attorney at law.

RICK DREWITZ - (1974) Currently Kentucky State Director for prison fellowship ministries.

Success — Academic & Athletic



Jack "Goose" Givens, MVP of the 1978 NCAA Final Four, is now the color commentator on the NBA's Orlando Magic TV Network.

RAY EDELMAN - (1974) Is an attorney in Lawrenceburg, Ky.

RANDY EMBRY - (1965) Teacher and coach at Owensboro (Ky.) Senior High School.

BILL EVANS - (1955) Is currently senior vice president of Kentucky Fried Chicken Corporation in Louisville.

RICHIE FARMER - (1992) Currently doing endorsements.

ALLEN FELDHAUS - (1962) Retired teacher and coach. Won 512 basketball games and led his '81 Mason County team to the state championship game. He's now in the golf course business.

DERON FELDHAUS - (1992) Currently playing professional basketball in Japan.

MIKE FLYNN - (1975) Was drafted by the Indiana Pacers of the NBA and played three years. Is currently a bank executive in Jeffersonville, Ind.

TRAVIS FORD - (1994) Currently doing endorsements and living in Lexington.

GARY GAMBLE - (1968) Works in the Erlanger School System.

CHRIS GETTLEFINGER - (1981) Currently dealing in real estate in Tennessee.

JACK GIVENS - (1978) Drafted in the first round of the NBA draft by the Atlanta Hawks and played two years with Atlanta. Currently the TV color commentator for the NBA's Orlando Magic and TNT Sports.

PHIL GRAWEMEYER - (1956) Is now a real estate developer in Louisville.

KEVIN GREVEY - (1975) Drafted in the first round of the NBA draft by the Washington Bullets. Played several years there before moving on to Milwaukee to play with the Bucks. Currently operates "Grevey's," a popular restaurant in Washington, D.C., and works as a radio broadcaster.

PETE GRIGSBY - (1954) Is now the assistant superintendent of Floyd County Schools in Prestonsburg, Ky.

BOB GUYETTE - (1975) Drafted in the third round by the NBA's Kansas City Kings. Played several years of professional ball in Spain. Currently a facial surgeon in Phoenix, Ariz.

CLIFF HAGAN - (1954) Spent several years in the NBA after graduation. Served as Athletics Director at UK from 1975-1988. Owner and operator of an antique mall in Florida.

JOSEPH HAGAN - (1937) Retired Louisville auto dealer and banker.

REGGIE HANSON - (1991) Currently playing professional basketball in Japan.

JERRY HALE - (1975) Currently manager of employee relations with National Mines Corporation in Lexington.

ROGER HARDEN - (1986) Was drafted in the fifth round by the NBA's Los Angeles Lakers. Now employed by Converse Shoe Company.

SAM HARPER III - (1964) Is now a pharmacist in Danville.

TOM HARPER - (1964) Is currently a realtor and sales developer in Richmond, Ky.

CHRIS HARRISON - (1995) Currently completing his degree at UK.

MERION HASKINS - (1977) Is currently manager of leaf purchases for Phillip Morris Tobacco Company.

VERNON HATTON - (1958) Is now a realtor and auctioneer in Lexington.

Success — Academic & Athletic



Kentucky's all-time leading scorer Dan Issel recently went from the sidelines, as coach of the Denver Nuggets, to the front office as an administrator.

BASIL HAYDEN - (1922) Coached the Wildcats in 1927. A retired businessman in Paris, Ky.

TOM HEITZ - (1984) Drafted in the eighth round of the NBA draft by the Indiana Pacers. Is currently working in the commodities markets in Lexington and Chicago.

JOE HOLLAND - (1948) Owns two automobile dealerships, Joe Holland Chevrolet in Lexington and Holland Chevrolet in Charleston, W.Va.

JOEY HOLLAND - (1973) Is now the general sales manager for his father's car dealership, Holland Chevrolet, in Charleston, W.Va.

DERRICK HORD - (1983) Drafted in the third round of the NBA draft by the Cleveland Cavaliers. Is currently a salesman for a pharmaceutical supply company.

LEE HUBER - (1941) Former All-American, now retired.

LOWELL T. HUGHES - (1959) Retired Ashland attorney and member of General Assembly now living in Ocala, Fla.

HARRY HURD - (1962) Currently president and founder of an engineering research com- pany in Raleigh, N.C.

HAROLD HURST - (1956) Is now a real estate agent and broker in Stanton, Ky.

CHARLES HURT - (1983) Drafted in the sixth round of the NBA draft by the Milwaukee Bucks. Is currently serving in the armed forces.

CHARLES ISHMAEL - (1964) Golf coach and teacher at Montgomery County (Ky.) High School.

DAN ISSEL - (1970) Enjoyed a successful pro career playing for the Kentucky Colonels of the old ABA and with the Denver Nuggets. The member of the Basketball Hall of Fame recently stepped down as coach of the Nuggets and moved into management with the NBA team.

THAD JARACZ - (1968) Retired Air Force Lieutenant Colonel.

NED JENNINGS - (1963) Employed by the Lexington-Fayette Urban County Government.

LARRY JOHNSON - (1977) Drafted in the second round of the NBA draft by the Buffalo Braves (now the Los Angeles Clippers) and played one season with the Braves. Is now a player/coach in a professional league in Japan as he pursues a career with the Panasonic Corporation.

CHRIS JONES - (1989) Currently studying at UK for a degree in Natural Resources and Hydrogeology.

WALLACE "WAH WAH" JONES - (1949) This member of the "Fabulous Five" currently owns and operates Bluegrass Charters.

JIM JORDAN - (1948) A retired attorney living in Chester, W.Va.

RON KENNETT - (1964) Currently a teacher in Georgia.

STAN KEY - (1972) Currently the Associate Director of the UK Alumni Association.

TOMMY KRON - (1966) Businessman in Louisville, Ky.

ED LANDER - (1943) A retired principal and homebuilder in Lexington.

DAVE LAWRENCE - (1935) Retired dean of men from the University of Louisville now living in Orlando, Fla.

ROGER LAYNE - (1951) Businessman in McKamie, Ark.

JAMES LEE - (1978) Drafted in the second round of the NBA by the Seattle SuperSonics. After bouncing around in the pro leagues, is currently working for United Parcel in Louisville.



Wallace "Wah Wah" Jones

Success — Academic & Athletic

KEN LEHKAMP - (1957) Currently a teacher and head baseball coach at Highlands High School in Ft. Thomas, Ky.

JIM LEMASTER - (1968) Currently an attorney and state representative from Paris, Ky.

LARRY LENTZ - (1966) Currently a pharmacist in Lexington.

BILLY RAY LICKERT - (1961) Currently treasurer of Mason and Hager-Silas Mason Co.

JIM LINE - (1950) Currently a consulting engineer in Russell, Kansas.

SHELBY LINVILLE - (1952) Currently a pastor in Middleton, Ohio.

STEVE LOCHMUELLER - (1975) Currently a department head for Kentucky State Government.

ROB LOCK - (1988) Drafted in the third round by the L.A. Clippers. Signed with a professional team in Italy. Played the last half of the 1988-89 season with the Clippers. Currently playing in Spain.

RONNIE LYONS - (1974) Is currently employed by LexMark in Lexington.

KYLE MACY - (1980) Played several seasons in the NBA with the Phoenix Suns, Chicago Bulls, and Indiana Pacers. Lives in Lexington and conducts a successful summer basketball camp. A member of the UK basketball broadcast team, he's employed as a banking consultant.

GIMEL MARTINEZ - (1994) Playing professionally in Japan.

JAMAL MASHBURN - (1993) All-American who finished UK career as fourth-leading scorer. Has a shoe named after him (Fila's "The Mash"). Picked fourth overall by Dallas Mavericks in 1993 NBA draft. Donated $500,000 to establish scholarship program at UK.

JIM MASTER - (1984) Drafted in the sixth round of the NBA draft by the Atlanta Hawks. Is currenly working for Hilliard & Lyons in Lexington.

JAMES MATHEWSON - (1942) Retired. Now living in Muncie, Ind.

PAUL S. McBRAYER - (1930) Retired successful coach at Eastern Kentucky University.

JAMES McDONALD - (1962) A partner in an investment firm in Palatine, Ill.

LOUIS McGINNIS - (1931) A retired mortician in Lexington.

TROY McKINLEY - (1985) Now a police officer with the Lexington-Fayette Urban County Government.

HUB METRY - (1965) Currently a special education instructor.

DERRICK MILLER - (1990) Currently working in advertising sales.

DON MILLS - (1960) State Farm Insurance agent in Richmond, Ky.

RAY MILLS - (1957) Is a retired teacher. Resides in Monticello, Ky.

TERRY MILLS - (1971) Currently an agent and unit manager with Massachusetts Mutual Life Insurance.

TERRY MOBLEY - (1965) Is now the Associate Vice President for Alumni and Development at UK.

COTTON NASH - (1964) Owns a real estate and investment company in Lexington.

ALONZO NELSON - (1945) Is a retired employee development specialist with the Lexington Bluegrass Army Depot.

ROGER NEWMAN - (1961) Engineer in Lake Forest, Ill.

C.M. NEWTON - (1952) A successful coach with more than 500 victories, Newton is now the Athletics Director at the University of Kentucky.

THOMAS NICHOLS - (1936) Retired.

PAUL NOEL - (1943) Played three years with the New York Knicks. Retired wholesale drug salesman who served two years as mayor of Versailles, Ky.

BERNARD OPPER - (1939) Is a semi-retired factory representative for several southern California factories.

CLYDE PARKER - (1943) Is a retired dentist living in Evansville, Ind.

J. ED PARKER - (1947) Is now owner and president of a real estate firm.

TOM PARKER - (1972) Currently the regional director of Kentucky Central Life.

JACK PARKINSON - (1948) Owns a plumbing supply company in Muncie, Ind.



Jamal Mashburn established himself as one of the top offensive threats in the NBA. Against all-star Scottie Pippen and the Chicago Bulls, Mash scored 50 points in leading the Dallas Mavericks to victory last season.

Success — Academic & Athletic



Pat Riley has left the New York Knicks and will take his "Showtime" style of coaching to the Miami Heat for the 1995-96 season.

DICK PARSONS - (1961) Spent several years as an assistant basketball coach at the University of Kentucky. Is now the director of planned giving at UK.

JOHN PELPHREY - (1992) Played professionally in France. Was an assistant at Oklahoma State for one year. Currently an assistant coach at Marshall University.

DOUG PENDYGRAFT - (1962) Educator in Danville, Ky.

MIKE PHILLIPS - (1978) Drafted in the second round of the NBA draft by the Seattle Supersonics. Currently owns a health club in Madisonville.

TOMMY PORTER - (1968) Is currently a dentist in Hopkinsville, Ky.

MIKE PRATT - (1970) Played in the old ABA for the Kentucky Colonels. Coached Charlotte Hornets. Currently Louisville businessman and T.V. analyst.

DWIGHT PRICE - (1951) Is now retired from the Fayette County School System in Lexington.

LARRY PURSIFUL - (1962) Currently the minister of activities for the Carlisle Baptist Church in Louisville.

LINVILLE PUCKETT - (1956) Is now with Lexington Paddock Fencing Company in Lexington.

FRANK RAMSEY - (1954) Played 10 years with the NBA's Boston Celtics. Currently president of Dixon Bank in Dixon, Ky.

LLOYD RAMSEY - (1942) Now a doctor in Nashville, Tenn.

ANDRE RIDDICK - (1995) Currently playing professional basketball in Japan.

PAT RILEY - (1967) Drafted in the first round by San Diego. Coached the Los Angeles Lakers to four NBA titles. Served as an NBC broadcaster for one season before returning to coaching with the New York Knicks. Is now the new coach of the Miami Heat.

ROY ROBERTS - (1963) Operates Nunnally Farms in Monroe, Ga.

RICK ROBEY - (1978) Drafted in the first round of the NBA draft by the Indiana Pacers. Currently is in private business in Louisville.

ALFORD ROBINSON - (1959) Is now the owner of several businesses in Lexington.

KENNY ROLLINS - (1948) This member of the "Fabulous Five" is now retired from a national container company in Lexington.

GAYLE ROSE - (1955) Is now a pharmacist and drug store owner in Olive Hill, Ky.

HAROLD ROSS - (1958) Is a retired high school principal.

LAYTON ROUSE - (1940) Is a retired dentist in Carrollton, Ky.

WILLIE ROUSE - (1954) Retired president of First Security Bank and Trust Co., in Lexington. Currently involved with his son in private business.

HERKY RUPP - (1961) Farmer in Central Kentucky.

EVAN SETTLE - (1934) Retired basketball, baseball, and golf coach at Shelbyville High School.

JAY SHIDLER - (1978) Drafted by the Chicago Bulls. Is now a sales representative for a uniform-linen service in Georgetown, Ky.

GLENN SIMS - (1973) Served as an administrative aide to the former Lexington mayor, Scotty Baesler.

ADRIAN SMITH - (1958) Gold medal winner in 1960 Olympic Games. NBA All-Star game MVP in 1966. Now vice president for Central Bank and Trust Bank in Cincinnati.

G.J. SMITH - (1975) Is currently Athletics Director and baseball coach at South Laurel High School in London, Ky.

WILLIAM SMITH - (1958) Member of 1958 national championship team. Is a Loss Control-Safety Coordinator for an electric cooperative in Owenton, Ky.

CAREY SPICER - (1931) Once coached basketball at Georgetown College. Currently a retired sales executive with Spalding in Indianapolis.

CARL STAKER - (1942) Architect in Cleveland, Ohio.

Success — Academic & Athletic



Former UK All-American and NBA dunk champion Kenny Walker plays for the Washington Bullets.

LARRY STAMPER - (1973) Is currently teaching at Morgan County High School in West Liberty, Ky.

LARRY STEELE - (1971) After outstanding pro career with the Portland Trail Blazers, served as coach of Portland City College.

TIM STEPHENS - (1978) Currently a high school teacher and coach in McCreary County.

GENE STEWART - (1967) Is currently a circuit court judge in Brookville, Ind.

JOHN STOUGH - (1949) Currently chairman of Alexander & Alexander Inc.

GUY STRONG - (1950) Coached basketball at both the high school and collegiate levels. Has served as principal at George Rogers Clark High School in Winchester. Has just returned as coach at the school.

BILL STURGILL - (1946) Eastern Kentucky coal operator and Lexington businessman.

TODD SVOBODA - (1993) Currently working on his Master's degree at UK.

BOB TAYLOR - (1935) Bank examiner in Owensboro, Ky.

MILT TICCO - (1943) Is a semi-retired salesman in Kenmore, N.Y.

E.J. TIERNEY - (1935) Bank official in Frankfort, Ky.

LOU TSIOROPOULOS - (1954) Currently the principal of Jefferson County High School in Louisville.

JACK TUCKER - (1935) A retired teacher and farmer in Paris, Ky.

MELVIN TURPIN - (1984) Drafted in the first round of the NBA draft by the Washington Bullets, then traded to the Cleveland Cavaliers. Currently retired.

CHUCK VERDERBER - (1982) Drafted in the second round of the NBA draft by the Chicago Bulls. Is now practicing dentistry in Vermont.

KENNY WALKER - (1986) Drafted in the first round of the NBA draft by New York and played five season with the Knicks. NBA's slam dunk champion in 1983. Currently a member of the Washington Bullets.

BOBBY WATSON - (1952) Coached Owensboro High to state basketball titles in 1972 and '80. Now a real estate agent in Owensboro.

CLINT WHEELER - (1971) Currently a pharmaceutical sales representative.

LUCIAN WHITAKER - (1952) Employed by a consulting firm in Boulder, Colo.

WALLER WHITE - (1942) Retired marketer for the Gulf Oil Co. (now BP).

LAVON WILLIAMS - (1980) Drafted in the fifth round of the NBA draft by the Cleveland Cavaliers. Played one year of professional basketball in Italy. Currently living in Lexington, practicing his art.

SEAN WOODS - (1992) Currently employed in advertising at WLEX-TV in Lexington.

RUDY YESSIN - (1944) Currently an attorney at law.

TODD ZIEGLER - (1986) Is now a bank officer in Louisville.

All-Americans

(35 PLAYERS CHOSEN 53 TIMES) *CONSENSUS; **2ND TEAM CONSENSUS



BASIL HAYDEN
Forward-1921
Paris High School
Paris, Ky.



BURGESS CAREY
Guard-1925
Lexington Senior High School
Lexington, Ky.



CAREY SPICER
Forward-1929,30
Lexington Senior High School
Lexington, Ky.



PAUL McBRAYER
Guard-1930
Kavanaugh High School
Lawrenceburg, Ky.



FOREST SALE
Center-Forward-1932,33
Kavanaugh High School
Lawrenceburg, Ky.



ELLIS JOHNSON
Guard-1933
Ashland High School
Ashland, Ky.



JOHN DeMOISEY
Center-1934
Walton High School
Walton, Ky.



LeROY EDWARDS
Center-1935
Tech High School
Indianapolis, Ind.



DAVE LAWRENCE
Forward-1935
Corinth High School
Corinth, Ky.



BERNARD OPPER
Guard-1939
Morris High School
New York, N.Y.



LEE HUBER
Guard-1940-41
St. Xavier High School
Louisville, Ky.



BOB BRANNUM
Center-1944
Winfield High School
Winfield, Kan.



JACK PARKINSON
Guard-1946
Yorktown High School
Yorktown, Ind.



JACK TINGLE
Forward-1947
Trimble High School
Bedford, Ky.



RALPH BEARD
Guard-1947,48,49**
Male High School
Louisville, Ky.



ALEX GROZA
*Center-1947,48**,49**
Martins Ferry High School
Martins Ferry, Ohio



WALLACE JONES
*Forward-1949***
Harlan High School
Harlan, Ky.



BILL SPIVEY
*Center-1951**
Warner Robins High School
Warner Robins, Ga.



CLIFF HAGAN
Center-1952,54**
Owensboro High School
Owensboro, Ky.



FRANK RAMSEY
*Guard-1952,54***
Madisonville High School
Madisonville, Ky.

All-Americans

(35 PLAYERS CHOSEN 53 TIMES) *CONSENSUS; **2ND TEAM CONSENSUS



BOB BURROW
*Center-1956***
Wells High School
Wells, Texas



VERNON HATTON
Guard-1958
Lafayette High School
Lexington, Ky.



JOHNNY COX
*Forward-1959**
Hazard High School
Hazard, Ky.



COTTON NASH
Forward-Center
*1962**,63**,64**
Lake Charles High School
Lake Charles, La.



PAT RILEY
Forward-1966
Linton High School
Schenectady, N.Y.



LOUIE DAMPIER
Guard-1966,67**
Southport High School
Indianapolis, Ind.



DAN ISSEL
*Center-1969,70**
Batavia High School
Batavia, Ill.



KEVIN GREVEY
Forward-1974,75
Taft High School
Hamilton, Ohio



JACK GIVENS
Forward-1977,78
Bryan Station High School
Lexington, Ky.



RICK ROBEY
Forward-Center-1977-78
Brother Martin High School
New Orleans, La.



KYLE MACY
*Guard-1979,80**
Peru High School
Peru, Ind.



SAM BOWIE
Center-1981
Lebanon High School
Lebanon, Pa.



MELVIN TURPIN
*Center-1984***
Bryan Station High School
Lexington, Ky.



KENNY WALKER
*Forward-1985,86**
Crawford Co. High School
Roberta, Ga.



JAMAL MASHBURN
*Forward-1993**
Cardinal Hayes High School
New York, N.Y.

Basketball Hall of Fame
Enshrined in Springfield, Massachusetts



ADOLPH RUPP
Inducted 1969



CLIFF HAGAN
Inducted 1977



FRANK RAMSEY
Inducted 1981



DAN ISSEL
Inducted 1993



CAWOOD LEDFORD
Inducted 1994

Retired Jerseys

Three years after adding the four jerseys of "The Unforgettables" to the Rupp Arena rafters, UK Athletics Director C.M. Newton announced three new additions to this most legendary status.

Forest "Aggie" Sale, Vernon Hatton and Kevin Grevey were honored in a pregame ceremony prior to Kentucky's 87-77 win over Florida on Feb. 18, 1995.

Sale, now deceased, was a member of Coach Adolph Rupp's first UK team, lettering in 1931, '32 and '33. The native of Lawrenceburg, Ky., was a two-time All-American for the Wildcats in both his junior and senior seasons.

Hatton, currently a successful auctioneer in Lexington, lettered for Rupp from 1956-58. He was the leading scorer for the "Fiddlin Five" which won the national championship his senior year. Earlier that season, Hatton hit one of the greatest shots in school history —a 47-foot basket to tie Temple at the end of regulation. Hatton went on to score the final six points of the third overtime, the longest game in school history, as the Wildcats won 85-83.

Grevey, who now lives in Washington D.C., lettered for Joe B. Hall in 1973, '74 and '75. He was also a member of the famed "Super Kittens," the UK freshman team of 1972 which finished the season 22-0 and ranked No. 1 in the nation. As UK's fifth-leading scorer of all-time with 1,801 points, Grevey led the "Slaughterhouse Five" to the Final Four in 1975 after ending Indiana's undefeated season in the regional final. The two-time All-American owns the UK record for most points scored by a sophomore — 40 vs. Georgia in '73.

These latest three additions to the retired jerseys' list brings the total to 29 former basketball jerseys which have officially been retired by the UK Athletics Association. The list includes some of the greats — Adolph Rupp, Ralph Beard, Dan Issel, Jack Givens and Cawood Ledford.

Each name listed on the following page, and on the back of each jersey hanging in Rupp Arena, made outstanding contributions not only to the UK basketball program, but to its treasured history in establishing the Wildcats among the elite in college basketball.



Cawood Ledford, the legendary "Voice of the Wildcats," and his wife Frances watch as a jersey is retired in his honor.

Kevin Grevey received his retired jersey in 1995. Grevey led the 1975 Wildcats to an NCAA runner-up finish.





Vernon Hatton, who is an auctioneer in Lexington, waves to the crowd last season during the retired jerseys ceremony.



1978 NCAA Tournament MVP Jack "Goose" Givens is congratulated by UK coach Rick Pitino at the jersey ceremony.



Dan Issel, UK's all-time leading scorer, receives his retired jersey from Cliff Hagan.

Retired Jerseys

In recognition of outstanding contributions to the University of Kentucky basketball program, the UK Athletics Department has retired jerseys honoring the following:



Basil Hayden
1920-21-22



Carey Spicer
1929-30-31



Adolph Rupp
Head Coach
1931-72



Forest "Aggie" Sale
1931-32-33



4-Layton "Mickey" Rouse
1938-39-40



★26 - Kenny Rollins
1943-47-48



★15 - Alex Groza
1945-47-48-49



★12 - Ralph Beard
1946-47-48-49



★27 - Wallace Jones
1946-47-48-49



★22 - Cliff Barker
1947-48-49



**30 - Frank Ramsey*
1951-52-54



**6 - Cliff Hagan*
1951-52-54



**16 - Lou Tsioropoulos*
1951-52-54



**42 - Billy Evans*
1952-54-55



**20 - Gayle Rose*
1952-54-55



Cawood Ledford
"Voice of the Wildcats"
1953-92



**22 - Jerry Bird*
1954-55-56



**44 - Phil Grawemeyer*
1954-55-56



52 - Vernon Hatton
1956-57-58



44 - Cotton Nash
1962-63-64



10 - Louie Dampier
1965-66-67



44 - Dan Issel
1968-69-70 UK's
All -Time Leading Scorer



Coach Joe B. Hall
1973-85



35 - Kevin Grevey
1973-74-75



21 - Jack Givens
1975-76-77-78



32 - Richie Farmer
1989-90-91-92



12 - Deron Feldhaus
1989-90-91-92



34 - John Pelphrey
1989-90-91-92



11 - Sean Woods
1990-91-92

**Member of 1954 Undefeated National Champions*

★Member of "The Fabulous Five," 1948 National Champions & Olympic Gold Medalists

Awards & Honors

OLYMPIC GOLD MEDAL WINNERS

(With seven players winning the coveted medal of Olympic participation, the University of Kentucky leads the nation in honorees.)

Wallace Jones 1948
Cliff Barker 1948
Ralph Beard 1948
Alex Groza 1948
Kenny Rollins 1948
Billy Evans 1956
Adrian Smith 1960
Sam Bowie *1980

*United States boycotted the Moscow Games. Bowie awarded a medal by President Carter.

LEADERSHIP AWARD

(Donated annually by Radio Station WVLK of Lexington in honor of A. B. "Happy" Chandler, two-time Governor of Kentucky and former Commissioner of Baseball.)

1994 ..... Travis Ford
1993 ..... Junior Braddy
1992 ..... John Pelphrey
1991 ..... Reggie Hanson
1990 ..... Reggie Hanson
1989 ..... Sean Sutton
1988 ..... Ed Davender
1987 ..... Paul Andrews
1986 ..... Roger Harden
1985 (tie) ..... Kenny Walker, Winston Bennett
1984 ..... Dickey Beal
1983 ..... Charles Hurt
1982 ..... Chuck Verderber
1981 ..... Chuck Verderber
1980 ..... Kyle Macy
1979 ..... Kyle Macy
1978 ..... Kyle Macy
1977 ..... Rick Robey
1976 ..... Jack Givens
1975 ..... Jimmy Dan Conner
1974 ..... Bob Guyette
1973 ..... Kevin Grevey
1972 ..... Stan Key
1971 ..... Larry Steele
1970 ..... Dan Issel
1969 ..... Dan Issel
1968 (tie) ..... Thad Jaracz, Cliff Berger
1967 (tie) ..... Louie Dampier, Pat Riley
1966 (tie) ..... Larry Conley, Tommy Kron
1965 ..... Terry Mobley
1964 ..... Larry Conley
1963 ..... Roy Roberts
1962 ..... Larry Pursiful
1961 ..... Dick Parsons
1960 ..... Dick Parsons
1959 ..... Johnny Cox
1958 ..... Vernon Hatton
1957 ..... Ed Beck
1956 ..... Bob Burrow
1955 ..... Bill Evans
1954 ..... Frank Ramsey
1953 ..... Not awarded
1952 ..... Frank Ramsey
1951 ..... Frank Ramsey

PAN AMERICAN GOLD MEDAL WINNERS

Billy Evans 1958
Adrian Smith 1959
Rick Robey 1975
Kyle Macy 1979
Jim Master 1983

PAN AMERICAN SILVER MEDAL WINNER

Rex Chapman 1987

MOST VALUABLE PLAYER

(Given annually by Kentucky Central Insurance Companies to the player chosen by a secret committee as most valuable to his team.)

1995 ..... Tony Delk, Rodrick Rhodes, Walter McCarty
1994 ..... Travis Ford, Tony Delk
1993 ..... Jamal Mashburn
1992 ..... Jamal Mashburn
1991 (tie) ..... Reggie Hanson, John Pelphrey
1990 ..... Reggie Hanson
1989 ..... Chris Mills
1988 ..... Rex Chapman
1987 ..... Ed Davender
1986 ..... Kenny Walker
1985 ..... Kenny Walker
1984 (tie) ..... Sam Bowie, Melvin Turpin
1983 (tie) ..... Dirk Minniefield, Melvin Turpin
1982 (tie) ..... Derrick Hord, Dirk Minniefield
1981 (tie) ..... Sam Bowie, Dirk Minniefield
1980 ..... Kyle Macy
1979 ..... Kyle Macy
1978 (tie) ..... Jack Givens, Rick Robey
1977 ..... Jack Givens
1976 (tie) ..... Jack Givens, Mike Phillips
1975 ..... Kevin Grevey
1974 ..... Kevin Grevey
1973 ..... Jim Andrews
1972 ..... Tom Parker
1971 ..... Larry Steele
1970 (tie) ..... Dan Issel, Mike Pratt
1969 ..... Dan Issel
1968 ..... Mike Casey
1967 (tie) ..... Louie Dampier, Pat Riley
1966 (tie) ..... Pat Riley, Louie Dampier
1965 ..... Pat Riley
1964 (tie) ..... Cotton Nash, Larry Conley
1963 ..... Ted Deeken
1962 ..... Cotton Nash

OUTSTANDING SENIOR

1991 ..... Reggie Hanson
1990 ..... Derrick Miller
1989 ..... Mike Scott
1988 ..... Winston Bennett
1987 ..... James Blackmon
1986 ..... Kenny Walker
1985 ..... Bret Bearup
1984 ..... Sam Bowie
1983 ..... Derrick Hord
1982 ..... Chuck Verderber
1981 ..... Fred Cowan
1980 ..... Kyle Macy
1979 ..... Truman Claytor
1978 (tie) ..... Jack Givens, Rick Robey
1977 ..... Larry Johnson
1976 ..... Reggie Warford
1975 ..... Kevin Grevey
1974 ..... Ronnie Lyons
1973 ..... Jim Andrews
1972 ..... Tom Parker
1971 ..... Mike Casey
1970 ..... Dan Issel
1969 ..... Phil Argento
1968 ..... Thad Jaracz
1967 (tie) ..... Louie Dampier, Pat Riley
1966 (tie) ..... Larry Conley, Tommy Kron
1965 ..... John Adams

FEWEST TURNOVERS

(Presented in the name of Harry C. Lancaster by Dawahares of Kentucky to starter committing fewest turnovers for time played.)

1995 ..... Tony Delk (51)
1994 ..... Jeff Brassow (20)
1993 ..... Dale Brown (58), Rodney Dent (41)
1992 ..... Richie Farmer (32)
1991 ..... Jeff Brassow (28)
1990 ..... Deron Feldhaus (54)
1989 ..... Derrick Miller (62)
1988 ..... Eric Manuel (29)
1987 ..... Derrick Miller (22)
1986 ..... Kenny Walker (54)
1985 ..... Bret Bearup (36)
1984 ..... Kenny Walker (40)
1983 ..... Charles Hurt (39)
1982 ..... Charles Hurt (31)
1981 ..... Charles Hurt (31)
1980 ..... Kyle Macy (60)
1979 ..... Kyle Macy (63)
1978 ..... Jack Givens (52)
1977 ..... Jack Givens (53)
1976 ..... Reggie Warford (46)
1975 ..... Bob Guyette (50)
1974 ..... Ronnie Lyons (37)
1973 ..... Ronnie Lyons (46)

BEST VARSITY FREE THROW SHOOTER

1995 ..... Anthony Epps ..... 58 of 80—85.0%
1994 ..... Travis Ford ..... 103 of 113—91.2%
1993 ..... Travis Ford ..... 104 of 118—88.1%
1992 ..... Gimel Martinez ..... 68 of 77—88.3%
1991 ..... Richie Farmer ..... 64 of 76—84.2%
1990 ..... Richie Farmer ..... 50 of 59—84.7%
1989 ..... Richie Farmer ..... 24 of 28—85.7%
1988 ..... Ed Davender ..... 149 of 171—87.1%
1987 ..... Ed Davender ..... 107 of 145—73.8%
1986 ..... Roger Harden ..... 26 of 31—83.4%
1985 ..... Richard Madison ..... 31 of 38—81.6%
1984 ..... Jim Master ..... 60 of 74—81.1%
1983 ..... Derrick Hord ..... 65 of 79—82.3%
1981 ..... Dirk Minniefield ..... 55 of 63—87.3%
1980 ..... Kyle Macy ..... 104 of 114—91.2%
1979 ..... Kyle Macy ..... 112 of 129—86.8%
1978 ..... Kyle Macy ..... 115 of 129—89.2%
1977 ..... Jack Givens ..... 94 of 113—93.2%
1976 ..... Jack Givens ..... 116 of 140—82.9%
1975 ..... Rick Robey ..... 51 of 63—81.0%
1974 ..... Kevin Grevey ..... 83 of 100—83.0%
1973 ..... Steve Lochmueller ..... 33 of 38—86.8%

(Donated Prior to 1973 by Adolph Rupp)

1972 ..... Ronnie Lyons ..... 70 of 80—87.5%
1971 ..... Kent Hollenbeck ..... 82 of 93—88.2%
1970 ..... Larry Steele ..... 45 of 49—91.8%
1969 ..... Phil Argento ..... 47 of 61—77.0%
1965 ..... Louie Dampier ..... 84 of 100—84.0%
1964 ..... Tommy Kron ..... 28 of 34—82.3%
1963 ..... Scotty Baesler ..... 59 of 69—85.5%
1962 ..... Larry Pursiful ..... 89 of 109—81.6%

Awards & Honors

FRESHMAN LEADERSHIP

1989 ..... Chris Mills
1988 ..... Eric Manuel
1987 ..... Rex Chapman
1986 ..... Irving Thomas
1985 ..... Ed Davender
1984 ..... Winston Bennett
1983 ..... Kenny Walker
1982 ..... Troy McKinley
1981 ..... Dickey Beal
1980 (tie) ..... Derrick Hord, Charles Hurt
1979 ..... Chuck Verderber
1978 ..... Fred Cowan
1977 ..... Tim Stephens
1976 ..... Dwane Casey
1975 ..... Rick Robey
1974 ..... Merion Haskins
1973 ..... Reggie Warford
1972 ..... Jimmy Dan Conner
1971 ..... Ronnie Lyons
1970 ..... Doug Flynn
1969 ..... Randy Noll
1968 ..... Greg Starrick
1967 ..... Dan Issel
1966 ..... Phil Argento
1965 ..... Jim LeMaster

STUDENT - ATHLETE OF THE YEAR

1995 ..... Mark Pope
1994 ..... Mark Pope
1993 ..... Travis Ford
1992 ..... Travis Ford
1991 ..... Todd Bearup
1990 ..... John Pelphrey
1989 ..... Mike Scott
1988 ..... Cedric Jenkins
1987 ..... Paul Andrews
1986 ..... Kenny Walker
1985 ..... Bret Bearup
1984 ..... Jim Master
1983 ..... Derrick Hord
1982 ..... Chuck Verderber
1981 ..... Chris Gettelfinger
1980 ..... Kyle Macy
1979 ..... Dwane Casey
1978 ..... Jack Givens
1977 ..... Merion Haskins
1976 ..... Reggie Warford
1975 ..... Bob Guyette
1974 ..... Ray Edelman
1973 ..... Dan Perry
1972 ..... Tom Parker
1971 ..... Jim Dinwiddie
1970 ..... Dan Issel
1969 ..... Phil Argento
1968 ..... Cliff Berger
1967 ..... Louie Dampier
1966 ..... Tommy Kron

MOST ASSISTS

(Presented by the Committee of 101 in memory of Claude Sullivan to the varsity leader in assists)

1989 ..... Sean Sutton (146)
1988 ..... Ed Davender (131)
1987 ..... Rex Chapman (103)
1986 ..... Roger Harden (232)
1985 ..... Roger Harden (142)
1984 ..... Dickey Beal (133)
1983 ..... Dirk Minniefield (189)
1982 ..... Dirk Minniefield (188)
1981 ..... Dirk Minniefield (151)
1980 ..... Kyle Macy (163)
1979 ..... Kyle Macy (129)
1978 ..... Kyle Macy (178)
1977 ..... Larry Johnson (143)
1976 ..... Larry Johnson (98)
1975 (tie) ..... Jimmy Dan Conner (106)
..... Mike Flynn (106)
1974 ..... Mike Flynn (83)
1973 ..... Jimmy Dan Conner (83)
1972 ..... Stan Key (89)
1971 ..... Larry Steele (93)
1970 ..... Mike Pratt (99)
1969 ..... Mike Casey (129)
1968 ..... Mike Pratt (82)
1967 ..... Pat Riley (68)
1966 ..... Larry Conley (100)

MOST POSITIVE

1995 ..... Walter McCarty

BEST PLAYMAKER

1995 ..... Rodrick Rhodes
1994 ..... Travis Ford
1993 ..... Travis Ford
1992 ..... Sean Woods
1991 ..... Sean Woods
1990 ..... John Pelphrey

MOST REBOUNDS

1995 ..... Mark Pope (207)
1994 ..... Jared Prickett (232)
1993 ..... Jamal Mashburn (284)
1992 ..... Jamal Mashburn (281)
1991 ..... Jamal Mashburn (195)
1990 ..... Reggie Hanson (200)
1989 ..... Chris Mills (277)
1988 ..... Winston Bennett (258)
1987 ..... Richard Madison (216)
1986 ..... Kenny Walker (276)
1985 ..... Kenny Walker (315)
1984 ..... Sam Bowie (313)
1983 ..... Melvin Turpin (195)
1982 ..... Melvin Turpin (212)
1981 ..... Sam Bowie (254)
1980 ..... Sam Bowie (276)
1979 ..... Lavon Willlams (213)
1978 ..... Rick Robey (261)
1977 ..... Rick Robey (273)
1976 ..... Mike Phillips (295)
1975 ..... Rick Robey (214)
1974 ..... Bob Guyette (205)
1973 ..... Jim Andrews (348)
1972 ..... Jim Andrews (315)
1971 ..... Tom Payne (283)
1970 ..... Dan Issel (369)
1969 ..... Dan Issel (321)
1968 ..... Dan Issel (428)
1967 ..... Thad Jaracz (215)
1966 ..... Pat Riley (259)
1965 ..... John Adams

BEST DEFENSIVE PLAYER

1995 ..... Tony Delk
1993 ..... Dale Brown
1992 ..... Dale Brown
1991 ..... Reggie Hanson
1990 ..... Assistant Coaches
1989 ..... Reggie Hanson
1988 ..... Ed Davender
1987 ..... Ed Davender
1986 (tie) ..... Ed Davender, Winston Bennett
1985 ..... Winston Bennett
1984 ..... Kenny Walker
1983 ..... Dirk Minniefield
1982 ..... Dirk Minniefield
1981 ..... Dirk Minniefield
1980 ..... Dirk Minniefield
1979 ..... Truman Claytor
1978 ..... Truman Claytor
1977 ..... Larry Johnson
1976 ..... Larry Johnson
1975 ..... Mike Flynn
1974 ..... Larry Johnson
1973 ..... Mike Flynn

THREE POINT AWARD

(Presented by Central Bank)

1995 ..... Chris Harrison

110 PERCENTER AWARD

(Presented by the Kiwanis Club of Lexington)

1989 ..... Deron Feldhaus
1988 ..... Rob Lock
1987 (tie) ..... Terry Shigg, Steve Bruce
1986 ..... Winston Bennett
1985 ..... Kenny Walker
1984 ..... Winston Bennett
1983 ..... Charles Hurt, Jim Master
1982 ..... Dirk Minniefield
1981 ..... Chuck Verderber
1980 ..... Jay Shidler, Lavon Williams
1979 ..... Dwight Anderson, Lavon Williams
1978 ..... Dwane Casey
1977 ..... Larry Johnson
1976 ..... Reggie Warford
1975 ..... Larry Johnson
1974 ..... Jerry Hale
1973 ..... Ronnie Lyons
1972 ..... Larry Stamper
1971 ..... Larry Steele
1970 ..... Coach Adolph Rupp
1969 ..... Mike Pratt
1968 ..... Mike Casey
1967 ..... Brad Bounds
1966 ..... Larry Conley
1965 ..... Pat Riley
1964 ..... Larry Conley
1963 ..... Roy Roberts
1962 ..... Carrol Burchett

NAISMITH BASKETBALL HALL OF FAME

1993 ..... Dan Issel (Player)
1982 ..... Frank Ramsey (Player)
1978 ..... Cliff Hagan (Player)
1969 ..... Adolph Rupp (Coach)

TENNESSEE CLUB SEC AWARDS

1970 ..... Dan Issel, Rebounder
1968 ..... Cliff Berger, Academic
1967 ..... Louie Dampier, Shooter
1967 ..... Pat Riley, Sportsmanship

SHIVELY MEMORIAL PLAQUE

(Presented by Notre Dame University in Memory of the late UK Athletic Director, Bernie Shively, to the Most Valuable Player In Kentucky-Notre Dame Game)

1988 ..... LeRon Ellis (Kentucky)
1981 ..... Melvin Turpin (Kentucky)
..... John Paxson (Notre Dame)
1980 ..... Kelly Tripucka (Notre Dame)
1979 ..... Kyle Macy (Kentucky)
1978 ..... Dwight Anderson (Kentucky)
1977 ..... Kyle Macy (Kentucky)
1976 ..... Jack Givens (Kentucky)
1975 ..... Truman Claytor (Kentucky)
..... Adrian Dantley (Notre Dame)
1974 ..... Larry Johnson (Kentucky)
1973 ..... John Shumate (Notre Dame)
1972 ..... Jim Andrews (Kentucky)
1971 ..... Tom Parker (Kentucky)
1970 ..... Austin Carr (Notre Dame)
1969 ..... Mike Pratt Kentucky)
1968 ..... Phil Argento (Kentucky)
1967 ..... Mike Casey (Kentucky)

SACRIFICE AWARD

(Presented to the player who takes the most charges during the season)

1989 ..... Sean Sutton & LeRon Ellis
1988 ..... Rob Lock

FAN OF THE YEAR

1995 ..... Slim Flannery
1992 ..... Karlyn Kelley
1991 ..... Evan Settle
1990 ..... Gov. A. B. "Happy" Chandler
1989 ..... Van Florence & Doug Sizemore
1988 ..... John Burford

MR. HUSTLE

1995 ..... Mark Pope
1994 ..... Jeff Brassow
1993 ..... Jared Prickett
1992 ..... Deron Feldhaus
1991 ..... Jeff Brassow
1990 ..... Deron Feldhaus

MOST IMPROVED PLAYER

1995 ..... Jeff Sheppard
1994 ..... Anthony Epps
1993 ..... Andre Riddick
1992 ..... Gimel Martinez
1991 ..... Richie Farmer
1990 ..... Deron Feldhaus

MR. DEFLECTION

1994 ..... Rodrick Rhodes
1993 ..... Dale Brown
1992 ..... Sean Woods
1991 ..... Reggie Hanson
1990 ..... Reggie Hanson and John Pelphrey

REGGIE HANSON SACRIFICE AWARD

(Presented in the name of Reggie Hanson to a player who makes great personal sacrifice for the sake of the team)

1995 ..... Jared Prickett
1994 ..... Jeff Brassow
1993 ..... Todd Svoboda
1992 ..... Sean Woods
1991 ..... Deron Feldhaus

BEST REBOUNDER

(Goes after the ball the hardest)

1995 ..... Mark Pope
1994 ..... Tony Delk

Awards & Honors

ALL-SOUTHEASTERN CONFERENCE

(70 Players Chosen 126 Times)

Ellis Johnson (G) 1933
Forest Sale (C) 1933
John DeMoisey (F) ..... 1933, '34
Bill Davis (G) 1934
Leroy Edwards (C) 1935
Dave Lawrence (F) 1935
Ralph Carlisle (F) ..... 1936, '37
Warfield Donohue (G) 1937
Bernie Opper (G) ..... 1938, '39
Layton Rouse (G) 1940
Lee Huber (G) 1941
James King (C) 1941
Marvin Akers (F) ..... 1941, '43
Ermal Allen (F) 1942
Melvin Brewer (C) 1943
Bob Brannum (C) 1944
Jack Parkinson (G) ..... 1944, '45, '46
Jack Tingle (F) ..... 1944, '45, '46, '47
Kenton Campbell (C) 1945
Ralph Beard (G) ..... 1946, '47, '48, '49
Wallace Jones (F) ..... 1946, '47, '48, '49
Joe Holland (F) 1947
Alex Groza (C) ..... 1948, '49
Kenny Rollins (G) ..... 1947, '48
Jim Line (F) 1950
Bill Spivey (C) ..... 1950, '51
Walt Hirsch (F) 1951
Shelby Linville (F) 1951
Bobby Watson (G) ..... 1951, '52
Frank Ramsey (G) ..... 1951, '52, '54
Cliff Hagan (C) ..... 1952, '54
Bill Evans (G-F) 1955
Bob Burrow (C) ..... 1955, '56
Johnny Cox (F) ..... 1957, '58, '59
Vernon Hatton (G) 1958
Don Mills (C) 1960
Bill Lickert (F-G) ..... 1959, '60, '61
Larry Pursiful (G) 1962
Cotton Nash (C-F) ..... 1962, '63, '64
Ted Deeken (F) 1964
Tommy Kron (G) ..... 1965, '66
Pat Riley (F) ..... 1965, '66
Thad Jaracz (C-F) 1966
Larry Conley (F) 1966
Louie Dampier (G) ..... 1965, '66, '67
Mike Casey (G) ..... 1968, '69, '71
Dan Issel (C) ..... 1968, '69, '70
Mike Pratt (F) ..... 1969, '70
Larry Steele (F) 1971
Tom Parker (F) ..... 1971, '72
Tom Payne (C) 1971
Jim Andrews (C) ..... 1972, '73
Kevin Grevey (F) ..... 1973, '74, '75
Jack Givens (F) ..... 1976, '77, '78
Rick Robey (F) ..... 1977, '78
Kyle Macy (G) ..... 1978, '79, '80
Sam Bowie (C) ..... 1980, '81
Derrick Hord (F) 1982
Melvin Turpin (C) ..... 1983, '84
Kenny Walker (F) ..... 1985, '86
Winston Bennett (F) ..... 1986, '88
Rex Chapman (G) ..... 1987, '88
Ed Davender (G) ..... 1987, '88
LeRon Ellis (C) 1989
Chris Mills (F) 1989
Reggie Hanson (C) ..... 1990, '91
Derrick Miller (G) 1990
John Pelphrey (F) 1991
Jamal Mashburn (F) ..... 1991, '92, '93
Travis Ford (G) 1993
Tony Delk (G) 1995



Alex Groza

ALL-NCAA TOURNAMENT

(FINAL FOUR)

•Alex Groza (C) ..... 1948, '49
Bill Spivey (C) 1951
Shelby Linville (F) 1951
Vernon Hatton (G) 1958
Johnny Cox (F) 1958
Pat Riley (F) 1966
Louie Dampier (G) 1966
Kevin Grevey (F) 1975
•Jack Givens (F) 1978
Rick Robey (F) 1978
Jamal Mashburn (F) 1993
•Chosen most valuable player

(REGIONAL)

•Alex Groza (C) ..... 1948, '49
Bill Spivey (C) 1951
Bob Burrow (C) ..... 1955, '56
Gayle Rose (G) 1958
Vernon Hatton (G) 1958
Johnny Cox (F) ..... 1957, '58, '59
Bill Lickert (F) 1961
Larry Pursiful (G) 1962
Cotton Nash (C-F) 1962
•Pat Riley (F) 1966
Louie Dampier (G) 1966
Mike Casey (G) 1968
Dan Issel (C) ..... 1968, '69, '70
Jim Andrews (C) ..... 1972, '73
Jimmy Dan Conner (G) 1975
Jack Givens (F) ..... 1977, '78
Mike Phillips (C) 1978
•Kyle Macy (G) 1978
Fred Cowan (F) 1980
Jim Master (G) 1983
Melvin Turpin (C) ..... 1983, '84
•Dickey Beal (G) 1984
Sam Bowie (F) 1984
Kenny Walker (F) ..... 1985, '86
Winston Bennett (F) 1986
Jamal Mashburn (F) ..... 1992, '93
Sean Woods (G) 1992
•Travis Ford (G) 1993
Jared Prickett (F) 1993
Tony Delk (G) 1995
•Chosen most valuable player

KENTUCKY ACADEMIC ALL-AMERICANS

Louie Dampier ..... Guard 1966-67
Dan Issel ..... Center 1970
Mike Pratt ..... Forward 1970
Mike Casey ..... Guard 1971
Bob Guyette ..... Forward 1975
Jimmy Dan Conner ..... Guard 1975
Kyle Macy ..... Guard 1979

ALL-SOUTHERN CONFERENCE

Paul Jenkins (G) 1926
Carey Spicer (G) 1929-31
Louis McGinnis (F) 1931
George Yates (G) 1931
Ellis Johnson (C-F) 1932

KENTUCKY ACADEMIC ALL-SOUTHEASTERN CONFERENCE

Roy Roberts ..... Forward 1962
Larry Conley ..... Guard ..... 1964, '65
Louie Dampier ..... Guard ..... 1966, '67
Cllff Berger ..... Center ..... 1966, '68
Mike Pratt ..... Forward 1970
Dan Issel ..... Center 1970
Mike Casey ..... Forward 1971
Tom Parker ..... Center 1971
Bob Guyette ..... Center 1974
Jimmy Dan Conner ..... Guard 1975
Kyle Macy ..... Guard 1979
•Chuck Verderber ..... Forward ..... 1980, '81, '82
Winston Bennett ..... Forward 1985
Bret Bearup ..... Center 1985
Rex Chapman ..... Guard 1988
Cedric Jenkins ..... Guard 1988
John Pelphrey ..... Guard 1990
Travis Ford ..... Guard ..... 1992, '93, '94
Mark Pope ..... Center 1995
Jeff Sheppard ..... Guard 1995
•Only the third player in conference history to be named Academic ALL-SEC three times.

ALL-SIAA TOURNAMENT

Paul Adkins (C) 1921
Bill King (F) 1921
Bob Lavin (G) 1921

Basketball Trivia

Who are the top two career scorers in the now defunct American Basketball Association (ABA 1967-76)?
Answer: Two former Kentucky All-Americans. The leader is Louie Dampier, who scored 13,725 points, average of 18.9 in nine years with the Kentucky Colonels and the second, Dan Issel, who scored 12,823 points, average of 25.6 in six years with the Kentucky Colonels and Denver Nuggets.

Who Were?

The Fabulous Five

One of the most frequently asked questions tossed at basketball historians and sports authorities is, "Who were the 'Fabulous Five' of Kentucky?" The answer is Alex Groza (center), Ralph Beard and Kenny Rollins (guards), "Wah Wah" Jones and Cliff Barker (forwards). This famous 1947-48 team, captained by Rollins, won 36 and lost 3 while sweeping to Kentucky's first NCAA title. The Fabulous Five then went on to participate as a unit in the Olympic Games, helping the USA team capture the world championship. Rollins graduated after the 1948 season, but the remaining foursome continued to play havoc with collegiate basketball and copped another NCAA title for Kentucky in 1949 with a record of 32-2.

The Fiddlin' Five

Before the 1957-58 season began, Coach Adolph Rupp commented about the upcoming season, "They might be pretty good barnyard fiddlers, but we have a Carnegie Hall schedule, and it will take violinists to play that competition."

When the Wildcats became notorious for, as Rupp put it, "fiddlin' around and fiddlin' around then finally pulling it out at the end," the team was tagged with the nickname "The Fiddlin' Five."

The "Fiddlin' Five" became Rupp's fourth national championship team when it defeated Elgin Baylor and Seattle in the title game at Louisville's Freedom Hall, 84-72. After the game Rupp said, "Those boys certainly are not concert violinists, but they sure can fiddle."



25 Years Later
"Rupp's Runts" - Larry Conley, Louie Dampier, Thad Jaracz, Tommy Kron and Pat Riley - gather at Rupp Arena's center court on their 25-year anniversary celebration.



Rupp with the "Fabulous Five," Wallace "Wah Wah" Jones (27), Alex Groza (15), Cliff Barker (23), Ken Rollins (26) and Ralph Beard (12).

Rupp's Runts

The 1965-66 UK team earned this nickname because the biggest man among the Wildcat starting five was guard Tommy Kron, at 6-5. Center Thad Jaracz, who worked his way into the starting lineup, was also 6-5, while forwards Larry Conley and Pat Riley were 6-3 and guard Louie Dampier was 6-0.

The team became one of Rupp's favorites during his long tenure at Kentucky. Before the season started, Rupp commented, "I honestly believe that man-for-man we just might have in the making a better team than we had in 1958, when we won the national championship."

The Runts did indeed turn out to be one of the outstanding teams in UK's glorious history, compiling a sparkling 32-2 record, but coming just one game shy of the NCAA title when upset by Texas Western (now UTEP) in the finals, 72-65.

During the 1990-91 season, UK honored Rupp's Runts on the silver anniversary of their NCAA runner-up season.

UK in NCAA

KENTUCKY HAS MADE *36 APPEARANCES IN THE NCAA TOURNAMENT — MORE THAN ANY OTHER SCHOOL. KENTUCKY HAS CAPTURED THE NCAA TITLE FIVE TIMES. UCLA IS THE ONLY SCHOOL THAT CAN BOAST OF MORE NCAA TOURNAMENT TITLES THAN KENTUCKY. THROUGH THE YEARS, KENTUCKY HAS RACKED UP AN IMPRESSIVE 64-33 NCAA TOURNAMENT RECORD.

NCAA Tournament Appearances

KENTUCKY	**36**	**1942-95**
UCLA	31	1950-95
North Carolina	29	1941-95
Louisville	25	1951-95
Notre Dame	24	1953-90
Indiana	24	1940-95
Kansas	24	1940-95
St. John's (N.Y.)	23	1951-93
Syracuse	22	1957-95
Kansas State	21	1948-93
Villanova	21	1939-95
Arkansas	21	1945-95

NCAA Championships

UCLA	11	Kansas	2
KENTUCKY	**5**	Louisville	2
Indiana	5	North Carolina State	2
North Carolina	3	Oklahoma State	2
Duke	2	San Francisco	2
Cincinnati	2		

Most Consecutive Tournament Appearances

North Carolina	21	1975-95
Georgetown	14	1979-92
UCLA	13	1967-79
Duke	11	1984-94
Arizona	11	1985-95
Marquette	10	1971-80
Syracuse	10	1983-92
Louisiana St.	10	1984-93
Indiana	10	1986-95
Arkansas	8	1988-95
Nevada-Las Vegas	9	1983-91
Georgia Tech	9	1985-93
Idaho St.	8	1953-60
Illinois	8	1983-90
Kentucky	**8**	**1980-87**
Louisville	8	1977-84
Notre Dame	8	1974-81
Oklahoma	8	1983-90
Syracuse	8	1973-80
Arkansas	8	1988-95

Kentucky in the NCAA Record Book

The Wildcats hold numerous records in NCAA play, both as a team and individually. Here are the records held by the Wildcats:

Fewest Points Allowed (single game, since 1938):
6 — Kentucky (75) vs. Arkansas State, Jan. 8, 1945; and Tennessee (11) vs. Temple, Dec. 15, 1973.

Fewest Field Goals (single game, since 1938):
2 — Arkansas State vs. Kentucky, Jan. 8, 1945; Duke vs. N. C. State, March 8, 1968.

Most Rebounds (single game):
108 — Kentucky vs. Ole Miss, Feb. 8, 1964.

Most Consecutive Home-Court Victories:
129 — Kentucky, from Jan. 4, 1943, to Jan. 8, 1955 (ended by Georgia Tech, 59-58).

Unbeaten Teams (since 1938, UK is one of 12 schools)
1954 — Kentucky (25)

30-Game Winners (Kentucky has registered more 30-game winning seasons than any other school in the NCAA)
36 — KENTUCKY, 1948.
34 — KENTUCKY, 1947.
32 — KENTUCKY, 1949.
KENTUCKY, 1951.
KENTUCKY, 1986.
30 — KENTUCKY, 1978.
KENTUCKY, 1993.

TOTALS: 36 appearances, won 64, lost 33; Five NCAA championships; Runner-up twice; 10 Final Four appearances; 22 Final Eight appearances.
YEARS IN NCAA TOURNEY: 1942-45-48-49-51-52-55-56-57-58-59-61-62-64-66-68-69-70- 71-72-73-75-77-78-80-81-82-83-84-85-86-87-*-92, 93, 94, 95
*1988 appearance vacated as part of NCAA sanctions.

NCAA Final Four Results

Year	Champion	Score	Runner-up	Third Place	Fourth Place	Site of Finals	Coach of Team Champions	Outstanding Player Award
1939	Oregon	46-33	Ohio State	*Oklahoma	*Villanova	Evanston, Ill.	Howard Hobson, Oregon	None Selected
1940	Indiana	60-42	Kansas	*Duquesne	*Southern Cal	Kansas City, Mo.	Branch McCracken, Indiana	Marvin Huffman, Indiana
1941	Wisconsin	39-34	Washington State	*Pittsburgh	*Arkansas	Kansas City. Mo.	Harold Foster, Wisconsin	John Kotz, Wisconsin
1942	Stanford	53-38	Dartmouth	**Kentucky**	*Colorado	Kansas City, Mo.	Everett Dean, Stanford	Howard Dallmar, Stanford
1943	Wyoming	46-34	Georgetown	*Texas	*DePaul	New York	Everett Shelton, Wyoming	Ken Sailors, Wyoming
1944	Utah	42-40$	Dartmouth	*Iowa State	*Ohio State	New York	Vadal Peterson, Utah	Arnold Ferrin, Utah
1945	Oklahoma St.	49-45	New York U.	*Arkansas	*Ohio State	New York	Henry Iba, Oklahoma St.	Bob Kurland, Oklahoma St.
1946	Oklahoma St.	43-40	North Carolina	Ohio State	California	New York	Henry Iba, Oklahoma St.	Bob Kurland, Oklahoma St.
1947	Holy Cross	58-47	Oklahoma	Texas	CCNY	New York	Alvin Julian, Holy Cross	George Kaftan, Holy Cross
1948	**Kentucky**	58-42	Baylor	Holy Cross	Kansas State	New York	**Adolph Rupp, Kentucky**	**Alex Groza, Kentucky**
1949	**Kentucky**	46-36	Oklahoma St.	Illinois	Oregon State	Seattle, Wash.	**Adolph Rupp, Kentucky**	**Alex Groza, Kentucky**
1950	CCNY	71-68	Bradley	N.C. State	Baylor	New York	Nat Holma, CCNY	Irwin Dambrot, CCNY
1951	**Kentucky**	68-58	Kansas State	Illinois	Oklahoma St.	Minneapolis, Minn.	**Adolph Rupp, Kentucky**	None Selected
1952	Kansas	80-63	St. John's	Illinois	Santa Clara	Seattle, Wash.	Forrest Allen, Kansas	Clyde Lovelette, Kansas
1953	Indiana	69-68	Kansas	Washington	LSU	Kansas City, Mo.	Branch McCracken, Indiana	B.H. Born, Kansas
1954	LaSalle	92-76	Bradley	Penn State	Southern Cal	Kansas City, Mo.	Kenneth Loeffler	Tom Gola, LaSalle
1955	San Francisco	77-63	LaSalle	Coloraado	Iowa	Kansas City, Mo.	Phil Woolpert, San Francisco	Bill Russell, San Francisco
1956	San Francisco	83-71	Iowa	Temple	Southern Meth.	Evanston, Ill.	Phil Woolpert, San Francisco	Hal Lear, Temple
1957	N. Carolina	54-53&	Kansas	San Francisco	Mich. State	Kansas City, Mo.	Frank McGuire, N. Carolina	Wilt Chamberlain, Kansas
1958	**Kentucky**	84-72	Seattle	Temple	Kansas State	Louisville, Ky.	**Adolph Rupp, Kentucky**	Elgin Baylor, Seattle
1959	California	71-70	West Virginia	Cincinnati	Louisville	Louisville, Ky.	Pete Newell, California	Jerry West, West Virginia
1960	Ohio State	75-55	California	Cincinnati	New York U.	San Francisco, Ca.	Fred Taylor, Ohio State	Jerry Lucas, Ohio State
1961	Cincinnati	70-65$	Ohio State	Vacated	Utah	Kansas City, Mo.	Edwin Jucker, Cincinnati	Jerry Lucas, Ohio State
1962	Cincinnati	71-59	Ohio State	Wake Forest	UCLA	Louisville, Ky.	Edwin Jucker, Cincinnati	Paul Hogue, Cincinnati
1963	Loyola (Ill.)	60-58$	Cincinnati	Duke	Oregon State	Louisville, Ky.	George Ireland, Loyola (Ill.)	Art Heyman, Duke
1964	UCLA	98-83	Duke	Michigan	Kansas State	Kansas City, Mo.	John Wooden, UCLA	Walt Hazzard, UCLA
1965	UCLA	91-80	Michigan	Princeton	Wichita State	Portland, Ore.	John Wooden, UCLA	Bill Bradley, Princeton
1966	Texas-El Paso	72-65	**Kentucky**	Duke	Utah	College Park, Md.	Don Haskins, Texas-El Paso	Jerry Chambers, Utah
1967	UCLA	79-64	Dayton	Houston	N. Carolina	Louisville, Ky.	John Wooden, UCLA	Lew Alcindor, UCLA
1968	UCLA	78-55	North Carolina	Ohio State	Houston	Los Angeles, Ca.	John Wooden, UCLA	Lew Alcindor, UCLA
1969	UCLA	92-72	Purdue	Drake	N. Carolina	Louisville, Ky.	John Wooden, UCLA	Lew Alcindor. UCLA
1970	UCLA	80-69	Jacksonville	N. Mexico St.	St. Bonaventure	College Park, Md.	John Wooden, UCLA	Sidney Wicks, UCLA
1971	UCLA	68-62	Vacated **	Vacated **	Kansas	Houston, Texas	John Wooden, UCLA	Vacated **
1972	UCLA	81-76	Florida State	N. Carolina	Louisville	Los Angeles, Ca.	John Wooden. UCLA	Bill Walton, UCLA
1973	UCLA	87-66	Memphis State	Indiana	Providence State	St. Louis, Mo.	John Wooden, UCLA	Bill Walton, UCLA
1974	N.C. State	76-64	Marquette	UCLA	Kansas	Greensboro, N.C.	Norman Sloan, N.C. State	David Thompson, N.C. State
1975	UCLA	92-85	**Kentucky**	Louisville	Syracuse	San Diego, Ca.	John Wooden. UCLA	Richard Washington, UCLA
1976	Indiana	86-68	Michigan	UCLA	Rutgers	Philadelphia, Pa.	Bob Knight, Indiana	Kent Benson, Indiana
1977	Marquette	67-59	North Carolina	UNLV	N.C. Charlotte	Atlanta, Ga.	Al McGuire, Marquette	Butch Lee, Marquette
1978	**Kentucky**	94-88	Duke	Arkansas	Notre Dame	St. Louis, Mo.	**Joe Hall, Kentucky**	**Jack Givens, Kentucky**
1979	Michigan State	75-64	Indiana State	DePaul	Penn	Salt Lake City, Utah	Jud Heathcote, Michigan State	Earvin Johnson, Mich. State
1980	Louisville	59-54	Vacated **	Purdue	Iowa	Indianapolis, In.	Denny Crum, Louisville	Darrell Griffith, Louisville
1981	Indiana	63-50	North Carolina	Virginia	LSU	Philadelphia, Pa.	Bob Knight, Indiana	Isiah Thomas, Indiana
1982	North Carolina	63-62	Georgetown	*Houston	*Louisville	New Orleans, La.	Dean Smith, North Carolina	James Worthy, North Carolina
1983	N.C. State	54-52	Houston	*Georgia	*Louisville	Albuquerque, NM	Jim Valvano, N.C. State	Akeem Olajuwon, Houston
1984	Georgetown	84-75	Houston	***Kentucky**	*Virginia	Seattle, Wash.	John Thompson, Georgetown	Patrick Ewing, Georgetown
1985	Villanova	66-64	Georgetown	*St. John's	*Memphis State	Lexington, Ky.	Rollie Massimino, Villanova	Ed Pinckney, Villanova
1986	Louisville	72-69	Duke	*LSU	*Kansas	Dallas, Texas	Denny Crum, Louisville	Pervis Ellison, Louisville
1987	Indiana	74-73	Syracuse	*Providence	*UNLV	New Orleans, La.	Bob Knight, Indiana	Keith Smart, Indiana
1988	Kansas	83-79	Oklahoma	*Arizona	*Duke	Kansas City, Mo.	Larry Brown, Kansas	Danny Manning, Kansas
1989	Michigan	80-79$	Seton Hall	*Duke	*Illinois	Seattle, Wash.	Steve Fisher, Michigan	Glen Rice, Michigan
1990	UNLV	103-73	Duke	*Arkansas	*Georgia Tech	Denver, Colorado	Jerry Tarkanian, UNLV	Anderson Hunt, UNLV
1991	Duke	72-65	Kansas	*UNLV	*North Carolina	Indianapolis, Ind.	Mike Krzyzewski, Duke	Christian Laettner, Duke
1992	Duke	71-51	Michigan	*Cincinnati	*Indiana	Minneapolis, Minn.	Mike Krzyzewski, Duke	Bobby Hurley, Duke
1993	North Carolina	77-71	Michigan	*Kansas	***Kentucky**	New Orleans, La.	Dean Smith, North Carolina	Donald Williams, North Carolina
1994	Arkansas	76-72	Duke	*Florida	*Arizona	Charlotte, N.C.	Nolan Richardson, Arkansas	Corliss Williamson, Arkansas
1995	UCLA	89-78	Arkansas	*Oklahoma State	*North Carolina	Seattle, Wash.	Jim Harrick, UCLA	Ed O'Bannon, UCLA

*-Tied for third place $-Overtime &-Three Overtimes
**Student-athletes representing Villanova (1971). Western Kentucky (1971) and UCLA (1980) were declared ineligible subsequent to the tournament. Under NCAA rules, the teams' and ineligible student-athletes' records were deleted; and the teams' places in the standings were vacated.

Division I Men's All-Time Winningest Teams
(Min. 20 Years in Division I)

	School Name	First Year	Yrs.	Won	Lost	Tied	Pct.
1.	North Carolina	1911	85	1,626	577	0	.738
2.	**Kentucky**	**1903**	**92**	**1,616**	**518**	**1**	**.757**
3.	Kansas	1899	97	1,567	703	0	.690
4.	St. John's (N.Y.)	1908	88	1,508	666	0	.694
5.	Duke	1906	90	1,474	727	0	.670
6.	Temple	1895	99	1,435	780	0	.648
7.	Oregon State	1902	94	1,430	927	0	.607
8.	Pennsylvania	1897	95	1,408	796	2	.639
9.	Syracuse	1901	94	1,403	661	0	.680
10.	Notre Dame	1898	90	1,389	730	1	.655
11.	Indiana	1901	95	1,369	732	0	.652
12.	UCLA	1920	76	1,351	588	0	.697
13.	Washington	1896	93	1,332	861	0	.607
14.	Western Kentucky	1915	76	1,331	621	0	.682
15.	Princeton	1901	95	1,313	830	0	.613
16.	Purdue	1897	97	1,311	732	0	.642
17.	Fordham	1903	91	1,303	924	0	.585
18.	West Virginia	1904	86	1,292	787	0	.621
19.	Utah	1909	87	1,290	717	0	.643
20.	Bradley	1903	91	1,284	797	0	.617
21.	Illinois	1906	90	1,281	713	0	.642
22.	North Carolina State	1913	83	1,277	732	0	.636
22.	Louisville	1912	81	1,277	675	0	.654
24.	Washington State	1902	93	1,270	1,114	0	.533
25.	Texas	1906	89	1,263	801	0	.612

Division I Men's All-Time Winning Percentage
(Min. 20 Years in Division I)

	School Name	First Year	Yrs.	Won	Lost	Tied	Pct.
1.	**Kentucky**	**1903**	**92**	**1,616**	**518**	**1**	**.757**
2.	UNLV	1959	37	779	268	0	.744
3.	North Carolina	1911	85	1,626	577	0	.738
4.	UCLA	1920	76	1,351	588	0	.697
5.	St. John's (N.Y.)	1908	88	1,508	666	0	.694
6.	Kansas	1899	97	1,567	703	0	.690
7.	Western Kentucky	1915	76	1,331	621	0	.682
8.	Syracuse	1901	94	1,403	661	0	.680
9.	Duke	1906	90	1,474	727	0	.670
10.	DePaul	1924	72	1,166	582	0	.667
11.	Arkansas	1924	72	1,230	635	0	.660
12.	Notre Dame	1898	90	1,389	730	1	.655
13.	Louisville	1912	81	1,277	675	0	.654
14.	Indiana	1901	95	1,369	732	0	.652
15.	Weber State	1963	33	605	328	0	.648
16.	Temple	1895	99	1,435	780	0	.648
17.	LaSalle	1931	65	1,069	589	0	.645
18.	Utah	1909	87	1,290	717	0	.643
19.	Illinois	1906	90	1,281	713	0	.642
20.	Purdue	1897	97	1,311	732	0	.642
21.	Pennsylvania	1897	95	1,408	796	2	.639
22.	Villanova	1921	75	1,206	688	0	.637
23.	Houston	1946	50	884	505	0	.636
24.	North Carolina St.	1913	83	1,277	732	0	.636
25.	UTEP	1947	49	830	489	0	.629

Year-By-Year in the NCAA Tournament

		UK	OPP
1942 - NCAA FINAL FOUR			
	New Orleans, La.		
Mar. 20	Illinois	46	44
Mar. 21	**Dartmouth**	**28**	**47**
1945			
	New York, N.Y.		
Mar. 20	**Ohio State**	**37**	**45**
Mar. 21	Tufts (Cons.)	66	56
1948 - NCAA CHAMPIONS			
	New York, N.Y.		
Mar. 18	Columbia	76	53
Mar. 20	Holy Cross	60	52
Mar. 23	Baylor	58	42
1949 - NCAA CHAMPIONS			
	Eastern Regional, New York, N.Y.		
Mar. 21	Villanova	85	72
Mar. 22	Illinois	76	47
	Finals, Seattle, Wash.		
Mar. 26	Oklahoma A&M	46	36
1951 - NCAA CHAMPIONS			
	First Round, Raleigh, N.C.		
Mar. 20	Louisville	79	68
	Eastern Regional, New York, N.Y.		
Mar. 22	St. John's	59	43
Mar. 24	Illinois	76	74
	Finals, Minneapolis, Minn.		
Mar. 27	Kansas St.	68	58
1952			
	Eastern Regional, Raleigh, N.C.		
Mar. 21	Penn State	82	54
Mar. 22	**St. John's**	**57**	**64**
1954			
	UK declined a tournament bid.		
1955			
	Eastern Regional, Evanston, Ill.		
Mar. 11	**Marquette**	**71**	**79**
Mar. 12	Penn St. (Cons.)	84	59
1956			
	Eastern Regional, Iowa City, Iowa		
Mar. 16	Wayne Univ.	84	64
Mar. 17	**Iowa**	**77**	**89**
1957			
	Midwest Regional, Lexington		
Mar. 15	Pittsburgh	98	92
Mar. 16	**Michigan St.**	**68**	**80**

		UK	OPP
1958 - NCAA CHAMPIONS			
	Mideast Regional, Lexington		
Mar. 14	Miami (Ohio)	97	70
Mar. 15	Notre Dame	89	56
	Finals, Louisville		
Mar. 21	Temple	61	60
Mar. 22	Seattle	84	72
1959			
	Mideast Regional, Evanston, Ill.		
Mar. 13	**Louisville**	**61**	**76**
Mar. 14	Marquette (Cons.)	98	69
1961			
	Mideast Regional, Louisville		
Mar. 17	Morehead	71	64
Mar. 18	**Ohio State**	**74**	**87**
1962			
	Mideast Regional, Iowa City, Iowa		
Mar. 16	Butler	81	60
Mar. 17	**Ohio State**	**64**	**74**
1964			
	Mideast Regional, Minneapolis, Minn.		
Mar. 13	**Ohio University**	**69**	**85**
Mar. 14	Loyola (Chicago) (Cons.)	91	100
1966 - NCAA RUNNER-UP			
	Mideast Regional, Iowa City, Iowa		
Mar. 11	Dayton	86	79
Mar. 12	Michigan	84	77
	Finals, College Park, Md.		
Mar. 18	Duke	83	79
Mar. 19	**Texas Western**	**65**	**72**
1968			
	Mideast Regional, Lexington		
Mar. 15	Marquette	107	89
Mar. 16	**Ohio State**	**81**	**82**
1969			
	Mideast Regional, Madison, Wis.		
Mar. 13	**Marquette**	**74**	**81**
Mar. 15	Miami (Cons.)	72	71
1970			
	Mideast Regional, Columbus, Ohio		
Mar. 12	Notre Dame	109	99
Mar. 14	**Jacksonville**	**100**	**106**
1971			
	Mideast Regional, Athens, Ga.		
Mar. 18	**Western Kentucky**	**83**	**107**
Mar. 20	**Marquette (Cons.)**	**74**	**91**

Year-By-Year in the NCAA Tournament

		UK	OPP
1972			
	Mideast Regional, Dayton, Ohio		
Mar. 16	Marquette	85	69
Mar. 18	**Florida State**	**54**	**73**
1973			
	Mideast Regional, Nashville, Tenn.		
Mar. 15	Austin Peay	106	100
Mar. 17	**Indiana**	**65**	**72**
1975 - NCAA RUNNER-UP			
	Mideast Regional First Round, Tuscaloosa, Ala.		
Mar. 15	Marquette	76	54
	Mideast Regional, Dayton, Ohio		
Mar. 20	Central Michigan	90	73
Mar. 22	Indiana	92	90
	Finals, San Diego, Calif.		
Mar. 29	Syracuse	95	79
Mar. 31	**UCLA**	**85**	**92**
1977			
	East Regional First Round, Philadelphia, Pa.		
Mar. 12	Princeton	72	58
	East Regional, College Park, Md.		
Mar. 17	VMI	93	78
Mar. 19	**North Carolina**	**72**	**79**
1978 - NCAA CHAMPIONS			
	Mideast Regional First Round, Knoxville, Tenn.		
Mar. 11	Florida State	85	76
	Mideast Regional, Dayton, Ohio		
Mar. 16	Miami (Ohio)	91	69
Mar. 18	Michigan State	52	49
	Finals, St. Louis, Mo.		
Mar. 25	Arkansas	64	59
Mar. 27	Duke	94	88
1980			
	Mideast Regional First Round, Bowling Green		
Mar. 8	Florida State	97	78
	Mideast Regional, Lexington		
Mar. 13	**Duke**	**54**	**55**
1981			
	Mideast Regional First Round, Tuscaloosa, Ala.		
Mar. 15	**Ala.-Birmingham**	**62**	**69**
1982			
	Mideast Regional First Round, Nashville, Tenn.		
Mar. 4	**Middle Tenn.**	**44**	**50**
1983			
	Mideast Regional First Round, Tampa, Fla.		
Mar. 19	Ohio University	57	40
	Mideast Regional, Knoxville, Tenn.		
Mar. 24	Indiana	64	59
Mar. 26	**Louisville**	**68**	**80 (OT)**

		UK	OPP
1984 - NCAA FINAL FOUR			
	Mideast Regional First Round, Birmingham, Ala.		
Mar. 17	Brigham Young	93	68
	Mideast Regional, Lexington		
Mar. 22	Louisville	72	67
Mar. 24	Illinois	54	51
	Final Four, Seattle, Wash.		
Mar. 31	**Georgetown**	**40**	**53**
1985			
	West Regional First/Second Round, Salt Lake City, Utah		
Mar. 14	Washington	66	58
Mar. 16	UNLV	64	61
	West Regional, Denver, Colo.		
Mar. 22	**St. John's**	**70**	**86**
1986			
	Southeast Regional First/Second Round, Charlotte, N.C.		
Mar. 14	Davidson	75	55
Mar. 16	Western Kentucky	71	64
	Southeast Regional, Atlanta, Ga.		
Mar. 20	Alabama	68	63
Mar. 22	**LSU**	**57**	**59**
1987			
	Southeast Regional First Round, Atlanta, Ga.		
Mar. 13	**Ohio State**	**77**	**91**
1988			

As part of sanctions imposed by the NCAA, UK had to erase from its records three games played in the NCAA Tournament — a 99-84 win over Southern, a 90-81 win over Maryland, and an 80-74 loss to Villanova.

1992			
	East Regional First/Second Round, Worcester, Mass.		
Mar. 20	Old Dominion	88	69
Mar. 22	Iowa State	106	98
	East Regional, Philadelphia, Pa.		
Mar. 26	Massachusetts	87	77
Mar. 28	**Duke**	**103**	**104 (OT)**
1993			
	Southeast First/Second Rounds, Nashville, Tenn.		
Mar. 19	Rider	96	52
Mar. 20	Utah	83	62
	Southeast Regional, Charlotte, N.C.		
Mar. 25	Wake Forest	103	69
Mar. 27	Florida State	106	81
	Final Four, New Orleans, La.		
April 3	**Michigan**	**78**	**81 (OT)**
1994			
	Southeast First/Second Rounds, St. Petersburg, Fla		
Mar. 18	Tennessee State	83	70
Mar. 20	**Marquette**	**63**	**75**
1995			
	Southeast First/Second Rounds, Memphis, Tenn.		
Mar. 16	Mount Saint Mary's	113	67
Mar. 18	Tulane	82	60
	Southeast Regional, Birmingham, Ala.		
Mar. 23	Arizona State	97	73
Mar. 25	**North Carolina**	**61**	**74**

UK in the SEC

Year	Champion	SEC	Overall	Tourney Champ	Site	Championship Game Result
1933	Kentucky	8-0	20-3	Kentucky	Atlanta	Kentucky 46, Miss. State 27
1934	Alabama	13-2	16-2	Alabama	Atlanta	Alabama 41, Florida 25
1935	LSU	12-0	14-1	No Tournament		
	Kentucky	11-0	19-2			
1936	Tennessee	8-4	15-6	Tennessee	Knoxville	Tennessee 29, Alabama 25
1937	Kentucky	5-3	17-5	Kentucky	•Knoxville	Kentucky 39, Tennessee 25
1938	Georgia Tech	9-2	18-2	Georgia Tech	Baton Rouge	Georgia Tech 58, Ole Miss 47
1939	Kentucky	5-2	16-4	Kentucky	Knoxville	Kentucky 46, Tennessee 38
1940	Kentucky	4-4	15-6	Kentucky	Knoxville	Kentucky 51, Georgia 43
1941	Tennessee	8-3	17-5	Tennessee	Louisville	Tennessee 36, Kentucky 33
1942	Kentucky	6-2	19-6	Kentucky	Louisville	Kentucky 36, Alabama 34
1943	Tennessee	6-3	14-4	Tennessee	Louisville	Tennessee 33, Kentucky 30
1944	Kentucky	0-0	19-2	Kentucky	••Louisville	Kentucky 62, Tulane 46
1945	Kentucky	4-1	22-4	Kentucky	Louisville	Kentucky 39, Tennessee 35
1946	Kentucky	6-0	28-2	Kentucky	Louisville	Kentucky 59, LSU 36
1947	Kentucky	11-0	34-3	Kentucky	Louisville	Kentucky 55, Tulane 38
1948	Kentucky	9-0	36-3	Kentucky	Louisville	Kentucky 54, Georgia Tech 43
1949	Kentucky	13-0	32-2	Kentucky	Louisville	Kentucky 68, Tulane 52
1950	Kentucky	11-2	25-5	Kentucky	Louisville	Kentucky 95, Tennessee 58
1951	Kentucky	14-0	32-2	Vanderbilt	Louisville	Vanderbilt 61, Kentucky 57
1952	Kentucky	14-0	29-3	Kentucky	Louisville	Kentucky 44, LSU 43
1953	LSU	13-0	25-2	No Tournament		
1954	Kentucky	14-0	25-0	No Tournament		
	LSU	14-0	21-5			
1955	Kentucky	12-2	23-3	No Tournament		
1956	Alabama	14-0	21-3	No Tournament		
1957	Kentucky	12-2	23-5	No Tournament		
1958	Kentucky	12-2	23-6	No Tournament		
1959	Miss. State	13-1	24-1	No Tournament		
1960	Auburn	12-2	19-3	No Tournament		
1961	Miss. State	11-3	19-6	No Tournament		
1962	Miss. State	13-1	24-1	No Tournament		
	Kentucky	13-1	23-3			
1963	Miss State	13-1	23-3	No Tournament		
1964	Kentucky	11-3	21-6	No Tournament		
1965	Vanderbilt	15-1	24-4	No Tournament		
1966	Kentucky	15-1	32-2	No Tournament		
1967	Tennessee	15-3	21-7	No Tournament		
1968	Kentucky	15-3	22-5	No Tournament		
1969	Kentucky	16-2	23-5	No Tournament		
1970	Kentucky	17-1	26-2	No Tournament		
1971	Kentucky	16-2	22-4	No Tournament		
1972	Kentucky	14-4	21-7	No Tournament		
	Tennessee	14-4	19-6			
1973	Kentucky	14-4	20-8	No Tournament		
1974	Vanderbilt	15-3	23-3	No Tournament		
	Alabama	15-3	22-4			
1975	Kentucky	15-3	26-5	No Tournament		
	Alabama	15-3	22-5			
1976	Alabama	15-3	23-5	No Tournament		
1977	Kentucky	16-2	26-4	No Tournament		
	Tennessee	16-2	22-6			
1978	Kentucky	16-2	30-2	No Tournament		
1979	LSU	14-4	23-6	Tennessee	Birmingham	Tennessee 75, Kentucky 69 (OT)
1980	Kentucky	15-3	29-6	LSU	Birmingham	LSU 80, Kentucky 78
1981	LSU	17-1	31-5	Ole Miss	Birmingham	Ole Miss 66, Georgia 62
1982	Kentucky	13-5	22-8	Alabama	Lexington	Alabama 48, Kentucky 46
	Tennessee	13-5	20-10			
1983	Kentucky	13-5	23-8	Georgia	Birmingham	Georgia 86, Alabama 71
1984	Kentucky	14-4	29-5	Kentucky	Nashville	Kentucky 51, Auburn 49
1985	LSU	13-5	19-10	Auburn	Birmingham	Auburn 53, Alabama 49 (OT)
1986	Kentucky	17-1	32-4	Kentucky	Lexington	Kentucky 83, Alabama 72
1987	Alabama	16-2	28-5	Alabama	Atlanta	Alabama 69, LSU 62
1988	Vacated			Vacated	Baton Rouge	Kentucky 62, Georgia 57
1989	Florida	13-5	21-13	Alabama	Knoxville	Alabama 72, Florida 60
1990	Georgia	13-5	20-9	Alabama	Orlando	Alabama 70, Ole Miss 51
1991	Miss. State	13-5	20-9	Alabama	Nashville	Alabama 88, Tennessee 64
	LSU	13-5	20-10			
1992	Arkansas	13-3	26-8	Kentucky	Birmingham	Kentucky 80, Alabama 54
	Eastern Div.	12-4	Kentucky			
	Western Div.	13-3	Arkansas			
1993	Vanderbilt	14-2	28-6	Kentucky	Lexington	Kentucky 82, LSU 65
	Eastern Div.	14-2	Vanderbilt			
	Western Div.	10-6	Arkansas			
1994	Arkansas	14-2	31-3	Kentucky	Memphis	Kentucky 73, Florida 60
	Eastern Div.	12-4	Kentucky/Florida			
	Western Div.	14-2	Arkansas			
1995	Kentucky	14-2	28-5	Kentucky	Atlanta	Kentucky 95, Arkansas 93 (OT)
	Eastern Div.	14-2	Kentucky			
	Western Div.	12-4	Arkansas/Miss. State			

NOTES: From 1933-1950 the SEC champion was determined by a tournament, except for 1935.
Since 1951, when the round-robin schedule was introduced, the title has been decided by a winning percentage on the conference schedule.
From 1951-1964 the round-robin schedule was 14 games. From 1965-1966 the round-robin schedule was 16 games.
From 1967-1990 the round-robin schedule was 18 games.
In 1979 the SEC Tournament was renewed with the winner receiving an automatic bid to the NCAA.

• Only eight teams invited to participate
••Only six teams participated due to World War II

SEC CHAMPIONSHIPS

Kentucky	37	Last: 1995
LSU	7	Last: 1991
Tennessee	7	Last: 1982
Alabama	6	Last: 1987
Mississippi State	5	Last: 1991
Vanderbilt	3	Last: 1993
Arkansas	2	Last: 1994
Auburn	1	Last: 1960
Florida	1	Last: 1989
Georgia	1	Last: 1990
•Georgia Tech	1	Last: 1938

•Former SEC Member

SEC ALL-TIME STANDINGS
(Regular-Season Games Only, 1933-95)

Team	Yrs.	Won	Lost	Pct.	Championships
Kentucky	62	692	188	.786	37
Arkansas	4	49	15	.765	2
Alabama	62	594	415	.589	6
Tennessee	62	518	400	.564	7
Vanderbilt	63	509	435	.539	3
LSU	63	511	451	.531	7
Auburn	62	451	503	.473	1
Florida	62	392	503	.438	1
Mississippi State	62	409	566	.419	5
Georgia	63	376	564	.400	1
Ole Miss	62	330	625	.346	0
South Carolina	4	17	47	.266	0
Former Members					
Georgia Tech	32	201	207	.493	1
Tulane	34	195	252	.436	0
Sewanee	8	3	76	.038	0
TOTAL		5247	5247	.500	71

NOTE: Sewanee withdrew after the 1940 season, Georgia Tech after the 1964 season and Tulane after the 1966 campaign. During World War II, Alabama, Auburn, Florida, Ole Miss, Mississippi State and Tennessee suspended intercollegiate basketball for the 1944 season. Kentucky did not compete during the 1953, 1989 and 1990 seasons due to NCAA suspension.

SEC TOURNAMENT CHAMPIONSHIPS

Kentucky	19	Last: 1995
Alabama	6	Last: 1991
Tennessee	4	Last: 1979
Auburn	1	Last: 1985
Georgia	1	Last: 1983
*Georgia Tech	1	Last: 1938
LSU	1	Last: 1980
Ole Miss	1	Last: 1981
Vanderbilt	1	Last: 1951

*Former SEC Member

UK in the SEC Tournament

The Wildcats have enjoyed unparalleled success in the league's postseason tournament. In the 36 years the event has been held, Kentucky has captured 19 titles and has won 85.9 percent of its games in the tourney. Next in line among the schools in tournament titles is Alabama with six.

SEC TOURNAMENT RECORD

Team	Yrs	Won	Lost	Pct	Titles
KENTUCKY	34	85	14	.859	19
Alabama	36	47	29	.618	6
Tennessee	35	49	31	.613	4
Arkansas	4	5	4	.556	0
LSU	35	33	35	.485	1
Georgia	36	26	35	.426	1
Vanderbilt	34	22	33	.400	1
Auburn	33	19	32	.373	1
Ole Miss	33	15	32	.319	1
Florida	30	14	30	.318	0
South Carolina	4	1	4	.200	0
Mississippi State	35	8	35	.186	0
Former Members					
Georgia Tech	19	14	18	.438	1
Tulane	16	12	16	.429	0
Sewanee	2	0	2	.000	0

SOUTHEASTERN CONFERENCE TOURNAMENT

(34 Appearances, 19 Championships)

1995 .....Won 3, Lost 0.....Defeated Arkansas for championship.
1994 .....Won 3, Lost 0.....Defeated Florida for championship.
1993 .....Won 3, Lost 0.....Defeated LSU for championship.
1992 .....Won 3, Lost 0.....Defeated Alabama for championship.
1991 .....Won 0, Lost 0.....Ineligible due to NCAA probation.
1990 .....Won 0, Lost 0.....Ineligible due to NCAA probation.
1989 .....Won 0, Lost 1.....Eliminated in quarterfinals by Vanderbilt.
1988 .....Won 3, Lost 0.....Defeated Georgia for championship; title vacated.
1987 .....Won 0, Lost 1.....Eliminated in quarterfinals by Auburn.
1986 .....Won 3, Lost 0.....Defeated Alabama for championship.
1985 .....Won 0, Lost 1.....Eliminated in quarterfinals by Florida.
1984 .....Won 3, Lost 0.....Defeated Auburn for championship.
1983 .....Won 0, Lost 1.....Eliminated in quarterfinals by Alabama.
1982 .....Won 2, Lost 1.....Eliminated in finals by Alabama.
1981 .....Won 0, Lost 1.....Eliminated in quarterfinals by Vanderbilt.
1980 .....Won 2, Lost 1.....Eliminated in finals by Louisiana State.
•1979 .....Won 3, Lost 1.....Eliminated in finals by Tennessee.
1952 .....Won 4, Lost 0.....Defeated Louisiana State for championship.
1951 .....Won 3, Lost 1.....Eliminated in finals by Vanderbilt.
1950 .....Won 3, Lost 0.....Defeated Tennessee for championship.
1949 .....Won 4, Lost 0.....Defeated Tulane for championship.
1948 .....Won 4, Lost 0.....Defeated Georgia Tech for championship.
1947 .....Won 4, Lost 0.....Defeated Tulane for championship.
1946 .....Won 4, Lost 0.....Defeated Louisiana State for championship.
1945 .....Won 4, Lost 0.....Defeated Tennessee for championship.
1944 .....Won 3, Lost 0.....Defeated Tulane for championship.
1943 .....Won 3, Lost 1.....Eliminated in finals by Tennessee.
1942 .....Won 4, Lost 0.....Defeated Alabama for championship.
1941 .....Won 3, Lost 1.....Eliminated in finals by Tennessee.
1940 .....Won 3, Lost 0.....Defeated Georgia for championship.
1939 .....Won 3, Lost 0.....Defeated by Tennessee for championship.
1938 .....Won 0, Lost 1.....Eliminated in first game by Tulane.
1937 .....Won 3, Lost 0.....Defeated Tennessee for championship.
1936 .....Won 1, Lost 1.....Eliminated in second game by Tennessee.
1935 .....No tournament held.
1934 .....Won 0, Lost 1.....Eliminated in first game by Florida.
1933 .....Won 4, Lost 0.....Defeated Mississippi State for championship.

• Tournament resumed in 1979 for first time since 1952.

In the 17 years the tournament has been held since its renewal in 1979, seven different schools have captured the trophy. Only Florida, Mississippi State and Vanderbilt — along with newcomers Arkansas and South Carolina — have failed to win the event. Kentucky is the only team to win the event six times since 1979, including the past four years in a row.

Through the years, Kentucky players have been selected to the All-Tournament Team 82 times. Since the renewal of the event, 16 Wildcats have been tabbed with the honor:

1979-Kyle Macy (MVP) and Truman Claytor
1980-Sam Bowie and Kyle Macy
1982-Dirk Minniefield (MVP)
1984-Melvin Turpin
1986-Roger Harden
1988-Rex Chapman (MVP) and Winston Bennett
1992-Jamal Mashburn (MVP) and John Pelphrey
1993-Travis Ford (MVP), Jamal Mashburn and Andre Riddick
1994-Travis Ford (MVP), Jeff Brassow and Tony Delk
1995-Antoine Walker (MVP) and Mark Pope

Kentucky won the 1988 SEC Tournament title but was forced to vacate the championship by vote of the league presidents because of NCAA rules violations.

ALL-SEC TOURNAMENT

(52 Players Chosen 82 times)
• Denotes MVP

John DeMoisey (F) 1933, 1934
Aggie Sale (C) 1933
Bill Davis (G) .....1933•, 1934
Ralph Carlisle (F) 1936, 1937
Whitey Anderson (G) .....1936•
Warfield Dononue (G) 1937
Rice Walker (C) .....1937•
Walter Hodge (G) .....1937•
Bernie Opper (G) 1938, 1939
Joe Hagan (F) .....1938•
Keith Farnsley (F) .....1939, 1940•, 1941•
Layton Rouse (G) 1940
Marvin Akers (F) .....1941, 1942•
Lee Huber (G) 1941
James King (C) .....1941•, 1942
Ermal Allen (F) 1942
Melvin Brewer (C) 1943
Marvin Akers (G) 1943
Milton Ticco (F) .....1943•
Bob Brannum (C) 1944
Jack Tingle (G) 1944, 1945, 1946, 1947
Jack Parkinson (G) 1944, 1945, 1946
Wilbur Schu (F) .....1944•, 1946 •
Ken Campbell (C) 1945
Wallace Jones (F) 1946, 1947, 1948, 1949
Ralph Beard (C) 1946, 1947, 1948, 1949
Joe Holland (F) 1947
Kenny Rollins (G) 1947, 1948
Alex Groza (C) .....1947 , 1948•, 1949
Cliff Barker (F) .....1948 •, 1949
Jim Line (F) 1950
Bill Spivey (C) 1950, 1951
Walter Hirsch (F) 1951
Frank Ramsey (G) 1951, 1952
Cliff Hagan (F) 1951, 1952
Robert Watson (F) 1952
Truman Claytor (G) 1979
Kyle Macy (G) .....1979•, 1980
Sam Bowie (C) 1980
Dirk Minniefield .....1982•
Melvin Turpin 1984
Roger Harden 1986
Rex Chapman .....1988•
Winston Bennett 1988
Jamal Mashburn .....1992•
John Pelphrey 1992, 1993
Travis Ford .....1993•, 1994•
Andre Riddick 1993
Tony Delk 1994
Jeff Brassow 1994
Antoine Walker .....1995•
Mark Pope 1995

UK in Invitational Tournaments

Olympic Trials Tournament

(One Appearance—Champions College Bracket)
1948 Won 2, Lost 1. Qualified as NCAA Champion. Defeated Louisville and Baylor for championship College Bracket. Lost to AAU Champion Phillips Oilers in National Finals.

Olympic Games

(One Appearance—One World Championship)
1948 Won 8, Lost 0. Kentucky participated along with the Phillips Oilers as the United States' basketball entry. Defeated France for the championship.

National Invitation Tournament (NIT)

(Seven Appearances—Two Championships)

1979	Won 0, Lost 1.	Eliminated in first game by Clemson.
1976	Won 4, Lost 0.	Defeated UNCC for championship.
1950	Won 0, Lost 1.	Eliminated in first game by CCNY.
1949	Won 0, Lost 1.	Eliminated in first game by Loyola (Chicago).
1947	Won 2, Lost 1.	Defeated by Utah in championship game.
1946	Won 3, Lost 0.	Defeated Rhode Island for championship.
1944	Won 2, Lost 1.	Eliminated by St. John's in second game.
Pre-Season NIT		
1992	Won 1, Lost 1.	Eliminated in second game by Pittsburgh.

(For dates, sites and scores see All-Time Record section)

Southern Intercollegiate Athletic Association (SIAA Tournament)

(Three Appearances—One Championship)

1924	Won 0, Lost 1.	Eliminated in first game by North Carolina.
1922	Won 0, Lost 1.	Eliminated in second game by Mercer.
1921	Won 4, Lost 0.	Defeated Georgia for championship.

Southern Conference Tournament

(Seven Appearances—No Championships)*

1932	Won 1, Lost 1.	Eliminated in second game by North Carolina.
1931	Won 3, Lost 1.	Eliminated by Maryland.
1930	Won 2, Lost 1.	Eliminated in semifinals by Duke.
1929	Won 1, Lost 1.	Eliminated in second game by Georgia.
1928	Won 2, Lost 1.	Eliminated in semifinals by Mississippi.
1926	Won 2, Lost 1.	Eliminated in semifinals by Mississippi A&M.
1925	Won 1, Lost 1.	Eliminated in second game by Georgia.

* Kentucky joined the Southeastern Conference in 1933.

Sugar Bowl Tournament

(Ten Appearances—Five Championships)

1963	Won 2, Lost 0.	Defeated Duke for championship.
1956	Won 2, Lost 0.	Defeated Houston for championship.
1950	Won 1, Lost 1.	Defeated in first game by St. Louis. Defeated Syracuse in consolation game.
1951	Won 1, Lost 1.	Defeated in championship game by St. Louis.
1950	Won 0, Lost 1.	Defeated in first game by St. Louis.
1949	Won 2, Lost 0.	Defeated Bradley for championship.
1948	Won 1, Lost 1.	Eliminated in finals by St. Louis.
1946	Won 0, Lost 1.	Lost to Oklahoma A&M.
1940	Won 0, Lost 1.	Lost to Indiana.
1939	Won 1, Lost 0.	Defeated Ohio State for championship.
1937	Won 1, Lost 0.	Defeated Pittsburgh for championship.

Great Alaska Shootout

(Two Appearances—One Championship)

1988	Won 2, Lost 1.	Defeated California in consolation game.
1979	Won 2, Lost 0.	Defeated Iona for championship.

Maui Invitational Tournament

(One Appearance—One Championship)

1993	Won 3, Lost 0.	Defeated Arizona for Championship.

UK Finishes In National Rankings

AP Top 10 Finishes

1.	**Kentucky**	**30**
2.	North Carolina	24
3.	UCLA	19
4.	Duke	17
5.	Indiana	16
6.	Kansas	14
7.	Michigan	11
	Notre Dame	11
	Louisville	11
8.	Marquette	10

AP Number One Finishes

1.	UCLA	8
2.	**Kentucky**	**7**
3.	North Carolina	4
4.	Indiana	3
5.	Cincinnati	2
	Duke	2
	DePaul	2
	Houston	2
	Michigan	2
	Nevada-Las Vegas	2
	Ohio State	2
	San Francisco	2

Coaches' Top 10 Finishes

1.	North Carolina	25
2.	**Kentucky**	**24**
3.	UCLA	19
4.	Indiana	17
5.	Kansas	14
	Duke	14
7.	Michigan	11
8.	Marquette	10
	Louisville	10
10.	Illinois	8
	Kansas State	8
	North Carolina State	8

Coaches' Number One Finishes

1.	UCLA	7
2.	**Kentucky**	**5**
3.	Indiana	4
	North Carolina	4
4.	DePaul	2
	Duke	2
	Houston	2
	Michigan	2
	Nevada-Las Vegas	2
	Ohio State	2
	San Francisco	2

Regular Season Only
*Player of the Year Indicated **

All-Time AP Rankings

Associated Press

1949

1. Kentucky
2. Oklahoma State
3. St. Louis
4. Illinois
5. Western Kentucky
6. Minnesota
7. Bradley
8. San Francisco
9. Tulane
10. Bowling Green

All-America
Tony Lavelli (Yale)
Vince Boryla (Denver)
Alex Groza (Kentucky)
Ed McCauley (St. Louis)
Ralph Beard (Kentucky)

1950

1. Bradley
2. Ohio State
3. Kentucky
4. Holy Cross
5. North Carolina State
6. Duquesne
7. UCLA
8. Western Kentucky
9. St. John's
10. LaSalle

All-America
Paul Unruh (Bradley)
Bob Cousy (Holy Cross)
Dick Schnittker (Ohio State)
Paul Arizin (Villanova)
Kevin O'Shea (Notre Dame)

1951

1. Kentucky
2. Oklahoma State
3. Columbia
4. Kansas State
5. Illinois
6. Bradley
7. Indiana
8. North Carolina State
9. St. John's
10. St. Louis

All-America
Bill Mikvy (Temple)
Sam Ranzino (North Carolina State)
Bill Spivey (Kentucky)
Gene Melchiorre (Bradley)
Clyde Lovellette (Kansas)

1952

1. Kentucky
2. Illinois
3. Kansas State
4. Duquesne
5. St. Louis
6. Washington
7. Iowa
8. Kansas
9. West Virginia
10. St. John's

All-America
Chuck Darling (Iowa
Mark Workman (West Virginia)
Clyde Lovellete (Kansas)
Dick Groat (Duke)
Cliff Hagan (Kentucky)

1953

1. Indiana
2. Seton Hall
3. Kansas
4. Washington
5. LSU
6. LaSalle
7. St. John's
8. Oklahoma State
9. Duquesne
10. Notre Dame

All-America
Walter Dukes (Seton Hall)
John O'Brien (Seattle)
Bob Houbregs (Washington)
Tom Gola (LaSalle)
Ernie Beck (Penn)

1954

1. Kentucky
2. LaSalle
3. Holy Cross
4. Indiana
5. Duquesne
6. Notre Dame
7. Bradley
8. Western Kentucky
9. Penn State
10. Oklahoma State

All-America
Frank Selvy (Furman)
John Schlundt (Indiana)
Tom Gola (LaSalle)
Cliff Hagan (Kentucky)
Bob Pettit (LSU)

1955

1. San Francisco
2. Kentucky
3. LaSalle
4. North Carolina State
5. Iowa
6. Duquesne
7. Utah
8. Marquette
9. Dayton
10. Oregon State

All-America
Tom Gola (LaSalle)
Robin Freeman (Ohio State)
Bill Russell (San Francisco)
Dick Ricketts (Duquesne)
Darrell Floyd (Furman)

1956

1. San Francisco
2. North Carolina State
3. Dayton
4. Iowa
5. Alabama
6. Louisville
7. SMU
8. UCLA
9. Kentucky
10. Illinois

All-America
Bill Russell (San Francisco)
Robin Freeman (Ohio State)
Si Green (Duquesne)
Darrell Floyd (Furman)
Tom Heinson (Holy Cross)

1957

1. North Carolina
2. Kansas
3. Kentucky
4. SMU
5. Seattle
6. Louisville
7. West Virginia
8. Vanderbilt
9. Oklahoma State
10. St. Louis

All-America
Wilt Chamberlain (Kansas)
Lenny Rosenbluth (North Carolina)
Rod Hundley (West Virginia)
Gary Thompson (Iowa State)
Chet Forte (Columbia)

1958

1. West Virginia
2. Cincinnati
3. Kansas State
4. San Francisco
5. Temple
6. Maryland
7. Kansas
8. Notre Dame
9. Kentucky
10. Duke

All-America
Wilt Chamberlain (Kansas)
Oscar Robertson (Cincinnati)
Elgin Baylor (Seattle)
Guy Rodgers (Temple)
Don Hennon (Pitt)

1959

1. Kansas
2. Kentucky
3. Mississippi State
4. Bradley
5. Cincinnati
6. North Carolina State
7. Michigan State
8. Auburn
9. North Carolina
10. West Virginia

All-America
Oscar Robertson (Cincinnati)
Jerry West (West Virginia)
Bob Boozer (Kansas State)
Bailey Howell (Mississippi State)
Johnny Cox (Kentucky)

1960

1. Cincinnati
2. California
3. Ohio State
4. Bradley
5. West Virginia
6. Utah
7. Indiana
8. Utah State
9. St. Bonaventure
10. Miami-Florida

All-America
Jerry West (West Virginia)
Oscar Robertson (Cincinnati)
Jerry Lucas (Ohio State)
Darryl Imhoff (California)
Tony Jackson (St. John's)

1961

1. Ohio State
2. Cincinnati
3. St. Bonaventure
4. Kansas State
5. North Carolina
6. Bradley
7. Southern Cal
8. Iowa
9. West Virginia
10. Duke

All-America
Jerry Lucas (Ohio State)*
Tom Stith (St. Bonaventure)
Terry Dischinger (Purdue)
Roger Kaiser (Georgia Tech)
Chet Walker (Bradley)

1962

1. Ohio State
2. Cincinnati
3. Kentucky
4. Mississippi State
5. Bradley
6. Kansas State
7. Utah
8. Bowling Green
9. Colorado
10. Duke

All-America
Jerry Lucas (Ohio State)*
Terry Dischinger (Purdue)
Bill McGill (Utah)
Chet Walker (Bradley)
Len Chappell (Wake Forest)

1963

1. Cincinnati
2. Duke
3. Loyola-Chicago
4. Arizona State
5. Wichita State
6. Mississippi State
7. Ohio State
8. Illinois
9. NYU
10. Colorado

All-America
Art Heyman (Duke)*
Ron Bonham (Cincinnati)
Jerry Harkness (Loyola-Chicago)
Gary Bradds (Ohio State)
Barry Kramer (NYU)

1964

1. UCLA
2. Michigan
3. Duke
4. Kentucky
5. Wichita State
6. Oregon State
7. Villanova
8. Loyola-Chicago
9. DePaul
10. Davidson

All-America
Gary Bradds (Ohio State)*
Cotton Nash (Kentucky)
Walt Hazzard (UCLA)
Bill Bradley (Princeton)
Dave Stallworth (Wichita State)

1965

1. Michigan
2. UCLA
3. St Joseph's
4. Providence
5. Vanderbilt
6. Davidson
7. Minnesota
8. Villanova
9. BYU
10. Duke

All-America
Bill Bradley (Princeton)*
Cazzie Russell (Michigan)
Rick Barry (Miami-Florida)
Gail Goodrich (UCLA)
Fred Hetzel (Davidson)
Wayne Estes (Utah State-Posthumously)

1966

1. Kentucky
2. Duke
3. Texas-El Paso
4. Kansas
5. St. Joseph's
6. Loyola-Chicago
7. Cincinnati
8. Vanderbilt
9. Michigan
10. Western Kentucky

All-America
Cazzie Russell (Michigan)*
Clyde Lee (Vanderbilt)
Dave Schellhase (Purdue)
Louie Dampier (Kentucky)
Dave Bing (Syracuse)

1967

1. UCLA
2. Louisville
3. Kansas
4. North Carolina
5. Princeton
6. Western Kentucky
7. Houston
8. Tennessee
9. Boston College
10. Texas-El Paso

All-America
Lew Alcindor (UCLA)*
Jimmy Walker (Providence)
Wes Unseld (Louisville)
Elvin Hayes (Houston)
Clem Haskins (Western Kentucky)
Coach of the Year: John Wooden (UCLA)

1968

1. Houston
2. UCLA
3. St. Bonaventure
4. North Carolina
5. Kentucky
6. New Mexico
7. Columbia
8. Davidson
9. Louisville
10. Duke

All-America
Elvin Hayes (Houston)*
Wes Unseld (Louisville)
Lew Alcindor (UCLA)
Pete Maravich (LSU)
Calvin Murphy (Niagara)
Coach of the Year: Guy V. Lewis (Houston)

1969

1. UCLA
2. La Salle
3. Santa Clara
4. North Carolina
5. Davidson
6. Purdue
7. Kentucky
8. St. John's
9. Duquesne
10. Villanova

All-America
Lew Alcindor (UCLA)*
Pete Maravich (LSU)
Spencer Haywood (Detroit)
Rick Mount (Purdue)
Calvin Murphy (Niagara)
Coach of the Year: John Wooden (UCLA)

1970

1. Kentucky
2. UCLA
3. St. Bonaventure
4. Jacksonville
5. New Mexico State
6. South Carolina
7. Iowa
8. Marquette
9. Notre Dame
10. North Carolina State

All-America
Pete Maravich (LSU)*
Dan Issel (Kentucky)
Bob Lanier (St. Bonaventure)
Rick Mount (Purdue)
Calvin Murphy (Niagara)
Coach of the Year: John Wooden (UCLA)

1971

1. UCLA
2. Marquette
3. Penn
4. Kansas
5. Southern Cal
6. South Carolina
7. Western Kentucky
8. Kentucky
9. Fordham
10. Ohio State

All-America
Austin Carr (Notre Dame)*
Sidney Wicks (UCLA)
Artis Gilmore (Jacksonville)
Jim McDaniels (Western Kentucky)
Dean Meminger (Marquette)
Coach of the Year: Al McGuire (Marquette)

1972

1. UCLA
2. North Carolina
3. Penn
4. Louisville
5. Long Beach State
6. South Carolina
7. Marquette
8. SW Louisiana
9. BYU
10. Florida State

All-America
Bill Walton (UCLA)*
Dwight Lamar (SW Louisiana)
Ed Ratleff (Long Beach State)
Jim Chones (Marquette)
Tom Riker (South Carolina)
Coach of the Year: John Wooden (UCLA)

1973

1. UCLA
2. North Carolina State
3. Long Beach State
4. Providence
5. Marquette
6. Indiana

Regular Season Only
*Player of the Year Indicated **

All-Time AP Rankings

7. SW Louisiana
8. Maryland
9. Kansas State
10. Minnesota

All-America
Bill Walton (UCLA)*
Ed Ratleff (Long Beach State)
David Thompson (North Carolina St.)
Ernie DiGregorio (Providence)
Kermit Washington (American)

Coach of the Year: John Wooden (UCLA)

1974

1. North Carolina State
2. UCLA
3. Marquette
4. Maryland
5. Notre Dame
6. Michigan
7. Kansas
8. Providence
9. Indiana
10. Long Beach State

All-America
Bill Walton (UCLA)
Keith Wilkes (UCLA)
David Thompson (North Carolina St.)
Marvin Barnes (Providence)
John Shumate (Notre Dame)

Coach of the Year: Norm Sloan (N C. St.)

1975

1. UCLA
2. Kentucky
3. Indiana
4. Louisville
5. Maryland
6. Syracuse
7. North Carolina State
8. Arizona State
9. North Carolina
10. Alabama

All-America
David Thompson (North Carolina St.)*
Adrian Dantley (Notre Dame)
David Meyers (UCLA)
Luther Burden (Utah)
Scott May (Indiana)

Coach of the Year: Bobby Knight (Ind.)

1976

1. Indiana
2. Marquette
3. Nevada-Las Vegas
4. Rutgers
5. UCLA
6. Alabama
7. Notre Dame
8. North Carolina
9. Michigan
10. Western Michigan

All-America
Adrian Dantley (Notre Dame)
Scott May (Indiana)*
Kent Benson (Indiana)
John Lucas (Maryland)
Phil Sellers (Rutgers)

Coach of the Year: Bobby Knight (Ind.)

1977

1. Michigan
2. UCLA
3. Kentucky
4. Nevada-Las Vegas
5. North Carolina
6. Syracuse
7. Marquette
8. San Francisco
9. Wake Forest
10. Notre Dame

All-America
Marques Johnson (UCLA)*
Ricky Green (Michigan)
Phil Ford (North Carolina)
Kent Benson (Indiana)
Bernard King (Tennessee)

Coach of the Year: Bob Gaillard (San Francisco)

1978

1. Kentucky
2. UCLA
3. DePaul
4. Michigan State
5. Arkansas
6. Notre Dame
7. Duke
8. Marquette
9. Louisville
10. Kansas

All-America
Phil Ford (North Carolina)
Butch Lee (Marquette)*
Mychal Thompson (Minnesota)
Larry Bird (Indiana State)
David Greenwood (UCLA)

Coach of the Year: Eddie Sutton (Arkansas)

1979

1. Indiana State
2. UCLA
3. Michigan State
4. Notre Dame
5. Arkansas
6. DePaul
7. LSU
8. Syracuse
9. North Carolina
10. Marquette

All-America
Larry Bird (Indiana State)*
Bill Cartwright (USF)
David Greenwood (UCLA)
Sidney Moncrief (Arkansas)
Earvin "Magic" Johnson (Michigan St.)

Coach of the Year: Bill Hodges (Indiana State)

1980

1. DePaul
2. LSU
3. Kentucky
4. Louisville
5. Oregon State
6. Syracuse
7. Indiana
8. Maryland
9. Ohio State
10. Georgetown

All-America
Mark Aguire (DePaul)*
Darrell Griffith (Louisville)
Kyle Macy (Kentucky)
Joe Barry Carroll (Purdue)
Michael Brooks (LaSalle)

Coach of the Year: Ray Meyer (DePaul)

1981

1. DePaul
2. Oregon State
3. Virginia
4. LSU
5. Arizona State
6. North Carolina
7. Indiana
8. Kentucky
9. Notre Dame
10. Utah

All-America
Isiah Thomas (Indiana)
Danny Ainge (BYU)
Ralph Sampson (Virginia)*
Mark Aguire (DePaul)
Kelly Tripucka (Notre Dame)

Coach of the Year: Ralph Miller (Oregon St.)

1982

1. North Carolina
2. DePaul
3. Virginia
4. Oregon State
5. Missouri
6. Minnesota
7. Georgetown
8. Idaho
9. Memphis State
10. Fresno State

All-America
Eric Floyd (Georgetown)
Quinton Dailey (USF)
Ralph Sampson (USF)
Terry Cummings (DePaul)
James Worthy (North Carolina)

Coach of the Year: Norm Stewart (Mo.)

1983

1. Houston
2. Louisville
3. St. John's
4. Virginia
5. Indiana
6. Nevada-Las Vegas
7. UCLA
8. North Carolina
9. Arkansas
10. Missouri

All-America
Ralph Sampson (Virginia)*
Dale Ellis (Tennessee)
Patrick Ewing (Georgetown)
Michael Jordan (North Carolina)
Wayman Tisdale (Oklahoma)

Coach of the Year: Guy V. Lewis (Houston)

1984

1. North Carolina
2. Georgetown
3. Kentucky
4. DePaul
5. Houston
6. Illinois
7. Oklahoma
8. Arkansas
9. UTEP
10. Purdue

All-America
Waymon Tisdale (Oklahoma)
Sam Perkins (North Carolina)
Michael Jordan (North Carolina)*
Akeem Olajuwon (Houston)
Patrick Ewing (Georgetown)

1985

1. Georgetown
2. Michigan
3. St. John's
4. Oklahoma
5. Memphis State
6. Georgia Tech
7. North Carolina
8. Louisiana Tech
9. Nevada-Las Vegas
10. Duke

All-America
Chris Mullin (St. John's)
Patrick Ewing (Georgetown)*
Xavier McDaniel (Wichita State)
Keith Lee (Memphis State)
Waymon Tisdale (Oklahoma)

1986

1. Duke
2. Kansas
3. Kentucky
4. St. John's
5. Michigan
6. Georgia Tech
7. Louisville
8. North Carolina
9. Syracuse
10. Notre Dame

All-America
Len Bias (Maryland)
Kenny Walker (Kentucky)
Walter Berry (St. John's)
Steve Alford (Indiana)
Johnny Dawkins (Duke)

Coach of the Year: Eddie Sutton (Kentucky)

1987

1. Nevada-Las Vegas
2. North Carolina
3. Indiana
4. Georgetown
5. DePaul
6. Iowa
7. Purdue
8. Temple
9. Alabama
10. Syracuse

All-America
Kenny Smith (North Carolina)
Steve Alford (Indiana)
David Robinson (Navy)*
Reggie Williams (Georgetown)
Danny Manning (Kansas)

Coach of the Year: Tom Davis (Iowa)

1988

1. Temple
2. Arizona
3. Purdue
4. Oklahoma
5. Duke
6. Kentucky
7. North Carolina
8. Pittsburgh
9. Syracuse
10. Michigan

All-America
Sean Elliott (Arizona)
Gary Grant (Michigan)
Hersey Hawkins (Bradley)
Danny Manning (Kansas)*
J.R. Reid (North Carolina)

Coach of the Year: John Chaney (Temple)

1989

1. Arizona
2. Georgetown
3. Illinois
4. Oklahoma
5. North Carolina
6. Missouri
7. Syracuse
8. Indiana
9. Duke
10. Michigan

All-America
Sherman Douglas (Syracuse)
Sean Elliott (Arizona)*
Danny Ferry (Duke)
Chris Jackson (LSU)
Stacey King (Oklahoma)

Coach of the Year: Bobby Knight (Indiana)

1990

1. Oklahoma
2. Nevada-Las Vegas
3. Connecticut
4. Michigan State
5. Kansas
6. Syracuse
7. Arkansas
8. Georgetown
9. Georgia Tech
10. Purdue

All-America
Chris Jackson (LSU)
Lionel Simmons (LaSalle)
Gary Payton (Oregon State)
Derrick Coleman (Syracuse)
Larry Johnson (UNLV)

Coach of the Year: Jim Calhoun (Connecticut)

1991

1. Nevada-Las Vegas
2. Arkansas
3. Indiana
4. North Carolina
5. Ohio State
6. Duke
7. Syracuse
8. Arizona
9. Kentucky
10. Utah

All-America
Shaquille O'Neal (LSU)
Larry Johnson (UNLV)
Billy Owens (Syracuse)
Kenny Anderson (Georgia Tech)
Stacy Augmon (UNLV)

Coach of the Year: Randy Ayers (Ohio St.)

1992

1. Duke
2. Kansas
3. Ohio State
4. UCLA
5. Indiana
6. Kentucky
7. Nevada-Las Vegas
8. Southern Cal
9. Arkansas
10. Arizona

All-America
Shaquille O'Neal (LSU)
Christian Laettner (Duke)*
Jim Jackson (Ohio State)
Harold Miner (Southern Cal)
Alonzo Mourning (Georgetown)

Coach of the Year: Roy Williams (Kansas)

1993

1. Indiana
2. Kentucky
3. Michigan
4. North Carolina
5. Arizona
6. Seton Hall
7. Cincinnati
8. Vanderbilt
9. Kansas
10. Duke

All-America
Jamal Mashburn (Kentucky)
Bobby Hurley (Duke)
Anfernee Hardaway (Memphis State)
Chris Webber (Michigan)
Calbert Cheaney (Indiana)*

Coach of the Year: Eddie Fogler (Vanderbilt)

1994

1. North Carolina
2. Arkansas
3. Purdue
4. Connecticut
5. Missouri
6. Duke
7. Kentucky
8. Massachusetts
9. Arizona
10. Louisville

All-America
Glenn Robinson (Purdue)
Grant Hill (Duke)
Donyell Marshall (Connecticut)
Jason Kidd (California)
Clifford Rozier (Louisville)

Coach of the Year: Norm Stewart (Missouri)

1995

1. UCLA
2. Kentucky
3. Wake Forest
4. North Carolina
5. Kansas
6. Arkansas
7. Massachusetts
8. Connecticut
9. Villanova
10. Maryland

All-America
Joe Smith (Maryland)
Ed O'Bannon (UCLA)
Shawn Respert (Michigan St.)
Damon Stoudamire (Arizona)
Jerry Stackhouse (North Carolina)

Coach of the Year: Kelvin Sampson (Oklahoma)

Regular Season Only
*Player of the Year Indicated **

All-Time Coaches Rankings

UPI

1951

1. Kentucky
2. Oklahoma State
3. Kansas State
4. Illinois
5. Columbia
6. Bradley
7. North Carolina State
8. Indiana
9. St. John's
10. BYU

All-America
Bill Mikvy (Temple)
Sam Ranzino (North Carolina State)
Bill Spivey (Kentucky)
Gene Melchiorre (Bradley)
Clyde Lovellete (Kansas)

1952

1. Kentucky
2. Illinois
3. Kansas
4. Duquesne
5. Washington
6. Kansas State
7. St. Louis
8. Iowa
9. St. John's
10. Wyoming

All-America
Chuck Darling (Iowa)
Mark Workman (West Virginia)
Clyde Lovellete (Kansas)
Dick Groat (Duke)
Cliff Hagan (Kentucky)

1953

1. Indiana
2. Washington
3. LaSalle
4. Seton Hall
5. Kansas
6. LSU
7. Oklahoma State
8. North Carolina State
9. Kansas State
10. Illinois

All-America
Walter Dukes (Seton Hall)
John O'Brien (Seattle)
Bob Houbregs (Washington)
Tom Gola (LaSalle)
Ernie Beck (Penn)

1954

1. Indiana
2. Kentucky
3. Duquesne
4. Oklahoma State
5. Notre Dame
6. Western Kentucky
7. Kansas
8. LSU
9. Holy Cross
10. Iowa

All-America
Frank Selvy (Furman)
John Schlundt (Indiana)
Tom Gola (LaSalle)
Cliff Hagan (Kentucky)
Bob Pettit (LSU)

1955

1. San Francisco
2. Kentucky
3. LaSalle
4. Utah
5. Iowa
6. North Carolina State
7. Duquesne
8. Oregon State
9. Marquette
10. Dayton

All-America
Tom Gola (LaSalle)*
Bill Russell (San Francisco)
Dick Garmaker (Minnesota)
Si Green (Duquesne)
Dick Ricketts (Duquesne)
Coach of the Year: Phil Woopert (San Francisco)

1956

1. San Francisco
2. North Carolina State
3. Dayton
4. Iowa
5. Alabama
6. SMU
7. Louisville
8. Illinois
9. UCLA
10. Vanderbilt

All-America
Bill Russell (San Francisco)*
Si Green (Duquesne)
Robin Freeman (Ohio State)
Darrell Floyd (Furman)
K.C. Jones (San Francisco)
Coach of the Year: Pete Newell (California)

1957

1. North Carolina
2. Kansas
3. Kentucky
4. SMU
5. Seattle
6. California
7. Michigan State
8. Louisville
9. UCLA
10. St. Louis

All-America
Wilt Chamberlain (Kansas)
Chet Forte (Columbia)*
Lenny Rosenbluth (North Carolina)
Grady Wallace (South Carolina)
Rod Hundley (West Virginia)
Coach of the Year: Frank McGuire (North Carolina)

1958

1. West Virginia
2. Cincinnati
3. San Francisco
4. Kansas State
5. Temple
6. Maryland
7. Notre Dame
8. Kansas
9. Dayton
10. Indiana

All-America
Wilt Chamberlain (Kansas)
Oscar Robertson (Cincinnati)*
Elgin Baylor (Seattle)
Guy Rodgers (Temple)
Don Hennon (Pitt)
Coach of the Year: Tex Winter (Kansas State)

1959

1. Kansas State
2. Kentucky
3. Michigan State
4. Cincinnati
5. North Carolina State
6. (tie) North Carolina
Mississippi State
8. Bradley
9. California
10. Auburn

All-America
Oscar Robertson (Cincinnati)*
Bailey Howell (Mississippi State)
Bob Boozer (Kansas State)
Jerry West (West Virginia)
Don Hennon (Pitt)
Coach of the Year: Adolph Rupp (Kentucky)

1960

1. California
2. Cincinnati
3. Ohio State
4. Bradley
5. Utah
6. West Virginia
7. Utah State
8. Georgia Tech
9. Villanova
10. Indiana

All-America
Jerry West (West Virginia)
Oscar Robertson (Cincinnati)*
Jerry Lucas (Ohio State)
Darryl Imhoff (California)
Tom Stith (St.Bonaventure)
Coach of the Year: Pete Newell (California)

1961

1. Ohio State
2. Cincinnati
3. St. Bonaventure
4. Kansas State
5. Southern Cal
6. North Carolina
7. Bradley
8. St. John's
9. Duke
10. Wake Forest

All-America
Jerry Lucas (Ohio State) *
Tom Stith (St. Bonaventure)
Terry Dischinger (Purdue)
Roger Kaiser (Georgia Tech)
Chet Walker (Bradley)
Coach of the Year: Fred Taylor (Ohio State)

1962

1. Ohio State
2. Cincinnati
3. Kentucky
4. Mississippi State
5. Kansas State
6. Bradley
7. Wake Forest
8. Colorado
9. Bowling Green
10. Utah

All-America
Jerry Lucas (Ohio State)*
Terry Dischinger (Purdue)
Bill McGill (Utah)
Chet Walker (Bradley)
John Havlicek (Ohio State)
Coach of the Year: Fred Taylor (Ohio State)

1963

1. Cincinnati
2. Duke
3. Arizona State
4. Loyola-Chicago
5. Illinois
6. Wichita State
7. Mississippi State
8. Ohio State
9. Colorado
10. Stanford

All-America
Art Heyman (Duke)*
Ron Bonham (Cincinnati)
Jerry Harkness (Loyola-Chicago)
Gary Bradds (Ohio State)
Tom Thacker (Cincinnati)
Coach of the Year: Ed Jucker (Cincinnati)

1964

1. UCLA
2. Michigan
3. Kentucky
4. Duke
5. Oregon State
6. Wichita State
7. Villanova
8. Loyola-Chicago
9. Texas-El Paso
10. Davidson

All-America
Gary Bradds (Ohio State)*
Walt Hazzard (UCLA)
Cotton Nash (Kentucky)
Bill Bradley (Princeton)
Dave Stallworth (Wichita State)
Coach of the Year: John Wooden (UCLA)

1965

1. Michigan
2. UCLA
3. St Joseph's
4. Providence
5. Vanderbilt
6. BYU
7. Davidson
8. Minnesota
9. Duke
10. San Francisco

All-America
Bill Bradley (Princeton)*
Cazzie Russell (Michigan)
Gail Goodrich (UCLA)
Fred Hetzel (Davidson)
Rick Barry (Miami-Florida)
Coach of the Year: Dave Strack (Michigan)

1966

1. Kentucky
2. Duke
3. Texas-El Paso
4. Kansas
5. Loyola-Chicago
6. St. Joseph's
7. Michigan
8. Vanderbilt
9. Cincinnati
10. Providence

All-America
Cazzie Russell (Michigan)*
Clyde Lee (Vanderbilt)
Jimmy Walker (Providence)
Dave Schellhase (Purdue)
Dave Bing (Syracuse)
Coach of the Year: Adolph Rupp (Kentucky)

1967

1. UCLA
2. Louisville
3. North Carolina
4. Kansas
5. Princeton
6. Houston
7. Western Kentucky
8. Texas-El Paso
9. Tennessee
10. Boston College

All-America
Lew Alcindor (UCLA)*
Elvin Hayes (Houston)
Jimmy Walker (Providence)
Wes Unseld (Louisville)
Bob Lloyd (Rutgers)
Coach of the Year: John Wooden (UCLA)

1968

1. Houston
2. UCLA
3. St. Bonaventure
4. North Carolina
5. Kentucky
6. Columbia
7. New Mexico
8. Louisville
9. Davidson
10. Marquette

All-America
Elvin Hayes (Houston)*
Lew Alcindor (UCLA)
Pete Maravich (LSU)
Wes Unseld (Louisville)
Larry Miller (North Carolina)
Coach of the Year: Guy V. Lewis (Houston)

1969

1. UCLA
2. North Carolina
3. Davidson
4. Santa Clara
5. Kentucky
6. La Salle
7. Purdue
8. St. John's
9. New Mexico
10. Duquesne

All-America
Lew Alcindor (UCLA)*
Pete Maravich (LSU)
Rick Mount (Purdue)
Spencer Haywood (Detroit)
Calvin Murphy (Niagara)
Coach of the Year: John Wooden (UCLA)

1970

1. Kentucky
2. UCLA
3. St. Bonaventure
4. New Mexico State
5. Jacksonville
6. South Carolina
7. Iowa
8. Notre Dame
9. Drake
10. Marquette

All-America
Pete Maravich (LSU)*
Bob Lanier (St. Bonaventure)
Rick Mount (Purdue)
Calvin Murphy (Niagara)
Dan Issel (Kentucky)
Coach of the Year: John Wooden (UCLA)

1971

1. UCLA
2. Marquette
3. Penn
4. Kansas
5. Southern Cal
6. South Carolina
7. Western Kentucky
8. Kentucky
9. Fordham
10. Ohio State

All-America
Austin Carr (Notre Dame)*
Sidney Wicks (UCLA)
Artis Gilmore (Jacksonville)
Dean Meminger (Marquette)
John Roche (South Carolina)
Coach of the Year: Al McGuire (Marquette)

1972

1. UCLA
2. North Carolina
3. Penn
4. Louisville
5. South Carolina
6. Long Beach State
7. Marquette
8. SW Louisiana
9. BYU
10. Florida State

All-America
Bill Walton (UCLA)*
Henry Bibby (UCLA)
Dwight Lamar (SW Louisiana)
Jim Chones (Marquette)
Ed Ratleff (Long Beach State)
Coach of the Year: John Wooden (UCLA)

1973

1. UCLA
2. North Carolina State
3. Long Beach State
4. Marquette

All-Time Coaches Rankings

5. Providence
6. Indiana
7. (tie) Kansas State
SW Louisiana
9. Minnesota
10. Maryland

All-America
Bill Walton (UCLA)*
Ed Ratleff (Long Beach State)
David Thompson (North Carolina State)
Doug Collins (Illinois State)
Dwight Lamar (SW Louisiana)
Coach of the Year: John Wooden (UCLA)

1974

1. North Carolina State
2. UCLA
3. Notre Dame
4. Maryland
5. Marquette
6. Providence
7. Vanderbilt
8. North Carolina
9. Indiana
10. Kansas

All-America
Bill Walton (UCLA)
David Thompson (North Carolina St.)
John Shumate (Notre Dame)
Keith Wilkes (UCLA)
Marvin Barnes (Providence)
Coach of the Year: Digger Phelps (Notre Dame)

1975

1. Indiana
2. UCLA
3. Louisville
4. Kentucky
5. Maryland
6. Marquette
7. Arizona State
8. Alabama
9. North Carolina State
10. North Carolina

All-America
David Thompson (North Carolina State)*
Adrian Dantley (Notre Dame)
David Meyers (UCLA)
John Lucas (Maryland)
Scott May (Indiana)
Coach of the Year: Bobby Knight (Indiana)

1976

1. Indiana
2. Marquette
3. Rutgers
4. Nevada-Las Vegas
5. UCLA
6. North Carolina
7. Alabama
8. Notre Dame
9. Michigan
10. Washington

All-America
Scott May (Indiana)*
Adrian Dantley (Notre Dame)
John Lucas (Maryland)
Richard Washington (UCLA)
Kent Benson (Indiana)
Coach of the Year: Tom Young (Rutgers)

1977

1. Michigan
2. San Francisco
3. North Carolina
4. UCLA
5. Kentucky
6. Nevada-Las Vegas
7. Arkansas
8. Tennessee
9. Syracuse
10. Utah

All-America
Marques Johnson (UCLA)*
Rickey Green (Michigan)
Kent Benson (Indiana)
Bernard King (Tennessee)
Otis Birdsong (Houston)
Coach of the Year: Bob Gaillard (San Francisco)

1978

1. Kentucky
2. UCLA
3. Marquette
4. New Mexico
5. Michigan State
6. Arkansas
7. DePaul
8. Kansas
9. Duke
10. North Carolina

All-America
Butch Lee (Marquette)*
Phil Ford (North Carolina)
Mychal Thompson (Minnesota)
Larry Bird (Indiana State)
David Greenwood (UCLA)
Coach of the Year: Eddie Sutton (Arkansas)

1979

1. Indiana State
2. UCLA
3. North Carolina
4. Michigan State
5. Notre Dame
6. Arkansas
7. Duke
8. DePaul
9. LSU
10. Syracuse

All-America
Larry Bird (Indiana State)*
David Greenwood (UCLA)
Mike Gminski (Duke)
Earvin "Magic" Johnson (Michigan State)
Jim Spanarkel (Duke)
Coach of the Year: Bill Hodges (Indiana State)

1980

1. DePaul
2. LSU
3. Kentucky
4. Louisville
5. Oregon State
6. Syracuse
7. Indiana
8. Maryland
9. Ohio State
10. Georgetown

All-America
Mark Aguire (DePaul)*
Darrell Griffith (Louisville)
Kyle Macy (Kentucky)
Joe Barry Carroll (Purdue)
Michael Brooks (LaSalle)
Coach of the Year: Ray Meyer (DePaul)

1981

1. DePaul
2. Oregon State
3. Virginia
4. LSU
5. Arizona State
6. North Carolina
7. Indiana
8. Kentucky
9. Notre Dame
10. Utah

All-America
Isiah Thomas (Indiana)
Danny Ainge (BYU)
Ralph Sampson (Virginia)*
Mark Aguire (DePaul)
Kelly Tripucka (Notre Dame)
Coach of the Year: Ralph Miller (Oregon State)

1982

1. North Carolina
2. DePaul
3. Virginia
4. Oregon State
5. Missouri
6. Minnesota
7. Georgetown
8. Idaho
9. Memphis State
10. Fresno State

All-America
Eric Floyd (Georgetown)
Quinton Dailey (USF)
Ralph Sampson (USF)
Terry Cummings (DePaul)
James Worthy (North Carolina)
Coach of the Year: Norm Stewart (Missouri)

1983

1. Houston
2. Louisville
3. St. John's
4. Virginia
5. Indiana
6. Nevada-Las Vegas
7. UCLA
8. North Carolina
9. Arkansas
10. Kentucky

All-America
Michael Jordan (North Carolina)
John Paxson (Notre Dame)
Ralph Sampson (Virginia)*
Sam Perkins (North Carolina)
Keith Lee (Memphis State)
Coach of the Year: Jerry Tarkanian (UNLV)

1984

1. North Carolina
2. Georgetown
3. Kentucky
4. DePaul
5. Houston
6. Illinois
7. Arkansas
8. Oklahoma
9. UTEP
10. Maryland

All-America
Chris Mullin (St. John's)
Michael Jordan (North Carolina)*
Patrick Ewing (Georgetown)
Sam Perkins (North Carolina)
Wayman Tisdale (Oklahoma)

1985

1. Georgetown
2. Michigan
3. St. John's
4. Memphis State
5. Oklahoma
6. Georgia Tech
7. North Carolina
8. Louisiana Tech
9. Nevada-Las Vegas
10. Illinois

All-America
Chris Mullin (St. John's)*
Johnny Dawkins (Duke)
Patrick Ewing (Georgetown)
Waymon Tisdale (Oklahoma)
Keith Lee (Memphis State)

1986

1. Duke
2. Kansas
3. St. John's
4. Kentucky
5. Michigan
6. Georgia Tech
7. Louisville
8. North Carolina
9. Syracuse
10. Nevada-Las Vegas

All-America
Scott Skiles (Michigan State)
Kenny Walker (Kentucky)
Johnny Dawkins (Duke)
Walter Berry (St. John's)
Len Bias (Maryland)
Coach of the Year: Mike Krzyzewski (Duke)

1987

1. Nevada-Las Vegas
2. Indiana
3. North Carolina
4. Georgetown
5. DePaul
6. Purdue
7. Iowa
8. Temple
9. Alabama
10. Syracuse

All-America
Kenny Smith (North Carolina)
Steve Alford (Indiana)
David Robinson (Navy)*
Reggie Williams (Georgetown)
Danny Manning (Kansas)
Coach of the Year: John Chaney (Temple)

1988

1. Temple
2. Arizona
3. Purdue
4. Oklahoma
5. Duke
6. Kentucky
7. Pittsburgh
8. North Carolina
9. Syracuse
10. Michigan

All-America
Hersey Hawkins (Bradley)
Danny Manning (Kansas)*
Sean Elliott (Arizona)
Danny Ferry (Duke)
Gary Grant (Michigan)
Coach of the Year: John Chaney (Temple)

1989

1. Arizona
2. Georgetown
3. Illinois
4. North Carolina
5. Oklahoma
6. Indiana
7. Duke
8. Missouri
9. Syracuse
10. Michigan

All-America
Jay Edwards (Indiana)
Sean Elliott (Arizona)
Danny Ferry (Duke)*
Chris Jackson (LSU)
Stacey King (Oklahoma)
Coach of the Year: Bobby Knight (Indiana)

1990

1. Oklahoma
2. Nevada-Las Vegas
3. Connecticut
4. Michigan State
5. Kansas
6. Syracuse
7. Georgia Tech
8. Arkansas
9. Georgetown
10. Purdue

All-America
Lionel Simmons (LaSalle)
Larry Johnson (UNLV)
Derrick Coleman (Syracuse)*
Kendall Gill (Illinois)
Gary Payton (Oregon State)
Coach of the Year: Jim Calhoun (Connecticut)

1991

1. Nevada-Las Vegas
2. Arkansas
3. Indiana
4. North Carolina
5. Ohio State
6. Duke
7. Arizona
8. Syracuse
9. Nebraska
10. Utah

All-America
Larry Johnson (UNLV)
Billy Owens (Syracuse)
Shaquille O'Neal (LSU)*
Jim Jackson (Ohio State)
Kenny Anderson (Georgia Tech)

CNN/USA TODAY

1992

1. Duke
2. Indiana
3. Michigan
4. Ohio State
5. Cincinnati
6. Kentucky
7. Kansas
8. UCLA
9. Oklahoma State
10. Arkansas

1993

1. North Carolina
2. Michigan
3. Kentucky
4. Kansas
5. Indiana
6. Cincinnati
7. Florida State
8. Vanderbilt
9. Duke
10. Arkansas

1994

1. Arkansas
2. Duke
3. Arizona
4. Florida
5. Purdue
6. Missouri
7. Connecticut
8. Michigan
9. North Carolina
10. Louisville

1995

1. UCLA
2. Arkansas
3. North Carolina
4. Oklahoma Sate
5. Kentucky
6. Connecticut
7. Massachusetts
8. Virginia
9. Wake Forest
10. Kansas

Biggest Games

KENTUCKY 20, GEORGIA 19
March 1, 1921

ATLANTA — Bill King's free-throw with no time left on the clock lifted the Wildcats to the SIAA Championship.

Georgia	8	11	—	19
Kentucky	7	13	—	20

KENTUCKY 28, CINCINNATI 23
December 13, 1924

LEXINGTON — James McFarland scored 10 points and the Wildcats defeated the Bearcats in the first game ever played at Alumni Gym.

Cincinnati	9	14	—	23
Kentucky	13	15	—	28

KENTUCKY 67, GEORGETOWN COLLEGE 19
December 18, 1930

LEXINGTON — The Wildcats pounded the Tigers in Adolph Rupp's debut as coach at Kentucky.

Georgetown College	9	10	—	19
Kentucky	38	29	—	67

KENTUCKY 35, MARQUETTE 33
February 14, 1938

LEXINGTON — Joe Hagan's 48-foot shot with 12 seconds left lifted the Wildcats over the Warriors. After the game, Gov. Chandler pounded a nail into the floor to mark the spot.

Marquette	18	15	—	33
Kentucky	18	17	—	35

KENTUCKY 60, NOTRE DAME 55
January 23, 1943

LEXINGTON — Marvin Akers and Melvin Ticco combined for 33 points as the Wildcats beat the Fighting Irish for the first time in school history.

Notre Dame	33	22	—	55
Kentucky	27	33	—	60

KENTUCKY 46, RHODE ISLAND 45
March 20, 1946

NEW YORK — Ralph Beard's free throw with 40 seconds left lifted the Wildcats to their first NIT title.

Kentucky	26	20	—	46
Rhode Island	27	18	—	45

UTAH 49, KENTUCKY 45
March 24, 1947

NEW YORK — Wat Misaka, a 5-8 center, held high-scoring Ralph Beard to two points and the Utes won the NIT championship.

Kentucky	21	24	—	45
Utah State	27	22	—	49

KENTUCKY 73, WEST TEXAS STATE 43
December 1, 1950

LEXINGTON — The Wildcats made the first game ever played in Memorial Coliseum a memorable one as they routed the Buffaloes.

West Texas State	24	19	—	43
Kentucky	47	26	—	73

GEORGIA TECH 59, KENTUCKY 58
January 8, 1955

LEXINGTON — Joe Helms' 12-foot jump shot with 12 seconds left ended the Wildcats' 129-game home winning streak.

Georgia Tech	26	33	—	59
Kentucky	23	35	—	58



Vernon Hatton, who was honored last season by having his jersey retired, was Mr. Clutch during the 1957-58 championship season. On two occasions, he took over the contest in the closing minutes to lead the Cats to victory.

Biggest Games

KENTUCKY 85, TEMPLE 83 (3 OT)
December 7, 1957

LEXINGTON — The longest game in UK history proved fruitful for the Wildcats as Vernon Hatton scored UK's final six points to edge the Owls.

Temple	35	30	6	4	8	—	83
Kentucky	34	31	6	4	10	—	85

KENTUCKY 61, TEMPLE 60
March 21, 1958

LOUISVILLE — Vernon Hatton's layup with 17 seconds remaining pushed the Wildcats past the Owls and into the NCAA Championship game.

Temple	33	27	—	60
Kentucky	33	28	—	61

TEXAS WESTERN 72, KENTUCKY 65
March 19, 1966

COLLEGE PARK — Bobby Joe Hill scored 20 points and Texas Western upset the top-ranked Wildcats to win the NCAA title.

Kentucky	28	37	—	65
Texas Western	31	41	—	72

KENTUCKY 121, LSU 95
January 27, 1968

BATON ROUGE — Adolph Rupp became college basketball's all-time winningest coach as the Wildcats overcame a record-setting 52-point performance by LSU's Pete Maravich.

Kentucky	54	67	—	121
Louisiana State	43	52	—	95

KENTUCKY 88, GEORGIA 68
January 13, 1969

LEXINGTON — The Wildcats used an 18-2 burst midway through the second half to become the first school in college basketball history to win 1,000 games.

Georgia	29	39	—	68
Kentucky	38	50	—	88

KENTUCKY 90, VANDERBILT 86
February 28, 1970

LEXINGTON — Dan Issel became the first UK player to score 2,000 career points as the Wildcats avenged their only loss of the season.

Vanderbilt	33	53	—	86
Kentucky	46	44	—	90

FLORIDA STATE 73, KENTUCKY 54
March 18, 1972

DAYTON — The Seminoles won the Mideast Region title by routing the Wildcats in Adolph Rupp's final game as coach.

Kentucky	28	26	—	54
Florida State	34	39	—	73

KENTUCKY 92, INDIANA 90
March 22, 1975

DAYTON — The Wildcats captured the Mideast Region title by handing the Hoosiers their first loss in 34 games.

Kentucky	44	48	—	92
Indiana	44	46	—	90

UCLA 92, KENTUCKY 85
March 31, 1975

SAN DIEGO — Coach John Wooden closed out his coaching career by leading the Bruins to their 10th NCAA title in 12 years.

Kentucky	40	45	—	85
UCLA	43	49	—	92

KENTUCKY 94, MISSISSIPPI STATE 93 (OT)
March 8, 1976

LEXINGTON — Jack Givens keyed a late rally as the Wildcats outlasted the Bulldogs in the last game played at Memorial Coliseum.

Mississippi State	50	35	8	—	93
Kentucky	42	43	9	—	94

KENTUCKY 72, WISCONSIN 64
November 27, 1976

LEXINGTON — With Adolph Rupp looking on from the stands, the Wildcats dumped the Badgers in the first game played at Rupp Arena.

Wisconsin	24	40	—	64
Kentucky	34	38	—	72

KENTUCKY 94, DUKE 88
March 27, 1978

ST. LOUIS — Jack Givens scored 41 points as the Wildcats captured their fifth NCAA title.

Kentucky	45	49	—	94
Duke	38	50	—	88

LOUISVILLE 80, KENTUCKY 68 (OT)
March 26, 1983

KNOXVILLE — The first meeting between the two teams in more than 24 years proved memorable as the Cardinals outscored the Wildcats 18-6 in overtime to advance to the Final Four.

Kentucky	37	25	6	—	68
Louisville	30	32	18	—	80

KENTUCKY 65, LOUISVILLE 44
November 26, 1983

LEXINGTON — In the first regular-season meeting in 61 years between the two in-state rivals, the Wildcats employed a swarming defense and balanced offense to roll to victory.

Louisville	20	24	—	44
Kentucky	35	30	—	65

Biggest Games

KENTUCKY 72, LOUISVILLE 67

March 22, 1984

LEXINGTON — Winston Bennett's three-point play with 13 seconds left pushed the Wildcats into the Mideast Regional Final.

Louisville	36	31	—	67
Kentucky	32	40	—	72

KENTUCKY 54, ILLINOIS 51

March 24, 1984

LEXINGTON — Sam Bowie scored 11 points and pulled down 14 rebounds as the Wildcats advanced to the Final Four.

Kentucky	24	30	—	54
Illinois	22	29	—	51

GEORGETOWN 53, KENTUCKY 40

March 31, 1984

SEATTLE — The Hoyas outscored the Wildcats 23-2 at the start of the second half on their way to the NCAA title. UK sank only three of 33 field goal attempts in the second half.

Georgetown	22	31	—	53
Kentucky	29	11	—	40

KENTUCKY 64, UNLV 61

March 16, 1985

SALT LAKE CITY — Kenny Walker scored 23 points and provided a key block in the final minutes as the Wildcats advanced to the West Regional final.

Kentucky	30	34	—	64
UNLV	30	31	—	61

ST. JOHN'S 86, KENTUCKY 70

March 22, 1985

DENVER — Having announced he would retire following the game, Coach Joe B. Hall watched as the Redmen ended the Wildcats' Final Four hopes.

Kentucky	38	32	—	70
St. John's	39	47	—	86

KENTUCKY 75, OKLAHOMA 74

February 29, 1987

LEXINGTON — Richard Madison's basket with eight seconds left enabled the Wildcats to upset the Sooners.

Oklahoma	34	40	—	74
Kentucky	35	40	—	75

KENTUCKY 76, OHIO 73

November 28, 1989

LEXINGTON — The long-awaited debut of Coach Rick Pitino and the Wildcats was worth waiting for as Reggie Hanson scored 24 points and UK held off the Bobcats.

Ohio	30	43	—	73
Kentucky	44	32	—	76

KENTUCKY 100, LSU 95

February 15, 1990

LEXINGTON — Described by many as one of the most exciting games ever played at Rupp Arena, the Wildcats burst out to an early lead and then held off Chris Jackson and the Tigers.

LSU	36	59	—	95
Kentucky	48	52	—	100

KENTUCKY 79, ALABAMA 73

February 26, 1991

LEXINGTON — Kentucky beat the Crimson Tide to win its 200th game in Rupp Arena and became one of two schools (along with North Carolina) to win 1,500 basketball games.

Alabama	43	30	—	73
Kentucky	43	36	—	79

KENTUCKY 114, AUBURN 93

March 2, 1991

LEXINGTON — Before the largest crowd in Rupp Arena-history, the Wildcats closed out the 1990-91 season with a 22-6 overall record. Although UK was ineligible for the SEC title because of probation, the Wildcats secured the best record in the league (14-4) with the win over Auburn. A ceremony and parade followed.

Auburn	43	50	—	93
Kentucky	65	49	—	114

KENTUCKY 80, ALABAMA 54

March 15, 1992

BIRMINGHAM — Kentucky roared back from a 32-29 halftime deficit to crush Alabama, 80-54, and take the SEC Tournament championship after being banned from the event for two years.

Kentucky	29	51	—	80
Alabama	32	22	—	54

DUKE 104, KENTUCKY 103 (OT)

March 28, 1992

PHILADELPHIA — In what many called the "greatest NCAA Tournament game ever played," Kentucky took top-ranked defending champion Duke to overtime before a desperation shot by Christian Laettner sent the Blue Devils to the Final Four.

Kentucky	45	48	10	—	103
Duke	50	43	11	—	104

KENTUCKY 106, FLORIDA STATE 81

March 27, 1993

CHARLOTTE — Kentucky beat Florida State to advance to the NCAA Final Four in New Orleans. The victory completed a string of four games in which the Wildcats blitzed their Southeast Region opponents by an average of 31.0 points -- the largest ever margin of victory by a team through four games en route to the Final Four.

Florida State	46	35	—	81
Kentucky	54	52	—	106

Biggest Games

MICHIGAN 81, KENTUCKY 78 (OT)

April 3, 1993

NEW ORLEANS — Kentucky faced Michigan in the NCAA semifinals, marking UK's 10th Final Four appearance. An 81-78 overtime loss to the Wolverines ended the Cats' season at 30-4 and marked All-American Jamal Mashburn's last game in UK blue.

Kentucky	35	36	7	—	78
Michigan	40	31	10	—	81

KENTUCKY 99, LSU 95

February 15, 1994

BATON ROUGE — Trailing by 31 points with 15:34 remaining in the game, the Wildcats went on a tear. They hit 11 three-pointers and outscored the Tigers 62-27 during the final 15:34. UK's 99-95 win marked the greatest comeback in school history.

Kentucky	32	67	—	99
LSU	48	47	—	95

KENTUCKY 73, FLORIDA 60

March 13, 1994

MEMPHIS — Kentucky faced Florida for the second time in 11 days, and for the second time, the Wildcats beat the Gators. The triumph in Memphis gave UK its third consecutive SEC Tournament title, and improved the Pitino-era SEC Tourney mark to a perfect 9-0.

Kentucky	33	40	—	73
LSU	27	33	—	60

KENTUCKY 95, ARKANSAS 93 (OT)

March 12, 1995

ATLANTA— Kentucky repeatedly clawed its way back in the SEC Tournament final — finding itself trailing by 19 in the first half, 12 points with nine minutes left in the second half and nine points with 1:33 remaining in overtime. It was UK's fourth consecutive SEC tournament title and ran Coach Rick Pitino's record in SEC tourney play to 12-0.

Kentucky	44	36	15	—	95
LSU	50	30	13	—	93



Coach Pitino is doused with ice water after leading the Cats to a come-from-behind win over Arkansas in the 1994-95 SEC championship game. Pitino admits that the game was one of the most memorable in his coaching career.

The Cats on TV

345 games regionally or nationally televised;

Won 244, lost 101 (70.7%)

(Does not include UKTV games)

Date	Opponent	Score	
3/22/51	St. John's (NCAA)	59-43	(W)
3/24/51	Illinois (NCAA)	76-74	(W)
2/15/57	Loyola (Chicago)	115-65	(W)
12/13/58	ST. LOUIS	76-57	(W)
1/10/59	Louisiana State	76-61	(W)
1/17/59	TENNESSEE	79-58	(W)
1/7/61	GEORGIA TECH	89-79	(W)
1/15/66	VANDERBILT	96-83	(W)
2/12/66	Auburn	77-64	(W)
2/26/66	TENNESSEE	78-64	(W)
3/5/66	Tennessee	62-69	(L)
1/21/67	AUBURN	60-58	(W)
2/18/67	Mississippi State	103-74	(W)
2/25/67	Alabama	71-81	(L)
3/4/67	Vanderbilt	94 110	(L)
1/13/68	Florida	78-96	(L)
1/20/68	Auburn	73-74	(L)
1/27/68	Louisiana State	121-95	(W)
3/21/68	VANDERBILT	85-80	(W)
1/18/69	Tennessee	69-66	(W)
1/25/69	Louisiana State	108-96	(W)
2/15/69	Florida	81-82	(L)
3/8/69	TENNESSEE	84-69	(W)
2/21/70	Louisiana State	121-105	(W)
2/28/70	VANDERBILT	90-86	(W)
3/7/70	Tennessee	86 69	(W)
2/20/71	LOUISIANA STATE	110-73	(W)
1/16/71	Tennessee	71-75	(L)
2/27/71	Vanderbilt	110-90	(W)
3/6/71	TENNESSEE	84-78	(W)
1/22/72	TENNESSEE	72-70	(W)
2/5/72	Vanderbilt	85-80	*(W)
2/26/72	Louisiana State	71-88	(L)
1/20/73	Tennessee	64-65	(L)
2/17/73	Florida	94-83	(W)
2/24/73	LOUISIANA STATE	94-76	(W)
1/5/74	Louisiana State	84-95	(L)
2/2/74	Mississippi State	82-70	(W)
2/23/74	ALABAMA	71-94	(L)
1/18/75	Ole Miss	85-82	(W)
2/22/75	Alabama	84-79	(W)
3/1/75	VANDERBILT	109-84	(W)
1/17/76	VANDERBILT	77-76	(W)
2/7/76	Tennessee	85-92	(L)
3/6/76	ALABAMA	90-85	(W)
1/8/77	Vanderbilt	64-62	(W)
2/26/77	ALABAMA	85 70	(W)
3/5/77	TENNESSEE	79-81	(L)
12/31/77	Notre Dame (Louisville)	73-68	(W)
1/14/78	LOUISIANA STATE	96-76	(W)
1/21/78	Mississippi State	75-64	(W)
2/20/78	ALABAMA	97-84	(W)
2/25/78	Tennessee	68-57	(W)
3/4/78	NEVADA-LAS VEGAS	92-70	(W)
3/6/78	VANDERBILT	78-68	(W)
3/11/78	Florida State (NCAA)	85-76	(W)
3/16/78	Miami (Ohio) (NCAA)	91-69	(W)
3/18/78	Michigan State (NCAA)	52-49	(W)
3/25/78	Arkansas (NCAA)	64-59	(W)
3/27/78	Duke (NCAA Finals)	94-88	(W)
12/30/78	Notre Dame (Louisville)	81-76	(W)
1/3/79	Florida	65-76	(L)
1/6/79	LOUISIANA STATE	89-93	(L)
2/10/79	ALABAMA	80-71	(W)
2/12/79	MISSISSIPPI STATE	80-65	(W)
2/19/79	Georgia	90-74	(W)
2/25/79	SOUTH CAROINA	79-74	(W)
11/17/79	Duke (Tipoff Classic)	76-82	*(L)
12/29/79	Notre Dame (Louisville)	86-80	(W)
1/2/80	AUBURN	67-65	(W)
1/17/80	Florida	76-63	(W)
1/28/80	LOUISIANA STATE	60-65	(L)
2/9/80	Alabama	72-63	(W)
2/17/80	Nevada-Las Vegas	74-69	(W)
2/24/80	Louisiana State	76-74	(W)
1/3/81	GEORGIA	76-62	(W)
1/10/81	TENNESSEE	48-47	(W)
1/17/81	Alabama	59-55	(W)
1/19/81	Louisiana State	67-81	(L)
1/31/81	Georgia	71-68	**(W)
2/11/81	Ole Miss	62-55	(W)
3/1/81	LOUISIANA STATE	73-71	(W)
3/5/81	Vanderbilt (SEC T)	55-60	(L)
3/15/81	AL Birmingham (NCAA)	62-69	(L)
12/5/81	Ohio State	78-62	(W)
12/8/81	INDIANA	85-69	(W)
12/26/81	North Carolina	69-82	(L)
12/29/81	Notre Dame (Louisville)	34-28	*(W)
1/13/82	Ole Miss	65 67	(L)
1/25/82	LOUISIANA STATE	76-65	(W)
1/30/82	GEORGIA	82-73	(W)
2/3/82	Auburn	81-83	*(L)
2/13/82	Alabama	72-62	(W)
3/5/82	Ole Miss (SEC-T)	62-58	(W)
3/6/82	Alabama (SEC-T)	46-48	(L)
3/14/82	MTSU (NCAA)	44-50	(L)
11/27/82	BUTLER	90-53	(W)
12/4/82	VILLANOVA	93-79	(W)
12/11/82	ILLINOIS	76-57	(W)
12/22/82	Indiana	59-62	(L)
12/29/82	Kansas (Louisville)	83-62	(W)
1/3/83	OLE MISS	77-60	(W)
1/10/83	Mississippi St.	59-53	*(W)
1/29/83	Georgia	63-70	(L)
1/31/83	Tennessee	63 65	(L)
2/5/83	ALABAMA	76 70	(W)
2/8/83	MISSISSIPPI ST.	88-67	(W)
2/27/83	TENNESSEE	69-61	(W)
3/11/83	Alabama (SEC-T)	64-69	(L)
3/24/83	Indiana (NCAA)	64-59	(W)
3/26/83	Louisville (NCAA)	68-80	*(L)
11/26/83	LOUISVILLE	65-44	(W)
12/3/83	INDIANA	59-54	(W)
12/20/83	Cincinnati	24-11	(W)
1/9/84	ALABAMA	76-66	(W)
1/13/84	Auburn	63-82	(L)
1/17/84	Florida	57-69	(L)
1/20/84	VANDERBILT	67-46	(W)
1/22/84	HOUSTON	74-67	(W)
1/28/84	GEORGIA	64 40	(W)
1/30/84	TENNESSEE	93-74	(W)
2/4/84	Alabama	72-62	(W)
2/11/84	AUBURN	84-64	(W)
2/19/84	Vanderbilt	58-54	(W)
2/25/84	Georgia	66-64	(W)
2/27/84	Tennessee	58-63	(L)
3/1/84	OLE MISS	76-57	(W)
3/3/84	LOUISIANA STATE	90-68	(W)
3/8/84	Georgia (SEC-T)	92-79	(W)
3/9/84	Alabama (SEC-T)	48-46	(W)
3/10/84	Auburn (SEC-T)	51-49	(W)
3/17/84	Brigham Young (NCAA)	93-68	(W)
3/22/84	Louisville (NCAA)	72-67	(W)
3/24/84	Illinois (NCAA)	54-51	(W)
3/31/84	Georgetown (NCAA)	40-53	(L)
12/8/84	Indiana	68-81	(L)
12/15/84	Louisville	64-71	(L)
1/2/85	AUBURN	68-61	(W)
1/5/85	N.C. State	78-62	(W)
1/12/85	Alabama	58-60	(L)
1/19/85	FLORIDA	55-67	(L)
1/27/85	Tennessee	65-81	(L)
1/31/85	LOUISIANA ST.	53-43	(W)
2/2/85	Auburn (SEC-T)	49-47	*(W)
2/7/85	Vanderbilt	68-62	(W)
2/20/85	Florida	76-68	(W)
2/24/85	GEORGIA	77-79	(L)
3/2/85	Louisiana St.	61-67	(L)
3/7/85	Florida (SEC-T)	55-58	(L)
3/14/85	Washington (NCAA)	66-58	(W)
3/16/85	UNLV (NCAA)	64-61	(W)
3/22/85	St. John's (NCAA)	70-86	(L)
12/14/85	Kansas	66-83	(L)
12/28/85	LOUISVILLE	69-64	(W)
1/4/86	Vanderbilt	80-71	(W)
1/18/86	Florida	72-55	(W)
1/23/86	GEORGIA	74-69	(W)
1/25/86	TENNESSEE	74-57	(W)
1/29/86	Louisiana St.	54 52	(W)
2/2/86	North Carolina St.	51-54	(L)
2/8/86	Ole Miss	62-58	(W)
2/13/86	Alabama	73-71	(W)
2/15/86	MISSISSIPPI ST.	88-62	(W)
2/27/86	Tennessee	62-60	(W)
3/1/86	LOUISIANA ST.	68-57	(W)
3/6/86	Ole Miss (SEC-T)	95-69	(W)
3/7/86	Louisiana St. (SEC-T)	61-58	(W)
3/8/86	Alabama (SEC T)	83-72	(W)
3/16/86	Western Ky. (NCAA)	71-64	(W)
3/20/86	Alabama (NCAA)	68-63	(W)
3/22/86	Louisiana St. (NCAA)	57-59	(L)

* Overtime

The Cats on TV

12/27/86	Louisville	85-51	(W)
1/7/87	ALABAMA	55-69	(L)
1/18/87	LOUISIANA ST.	41-76	(L)
1/21/87	Vanderbilt	71-65	(W)
1/25/87	NAVY	80-69	(W)
1/31/87	MISSISSIPPI ST.	50-36	(W)
2/4/87	AUBURN	75-71	(W)
2/7187	Alabama	70-69	(W)
2/14/87	Florida	56-74	(L)
2/21/87	Louisiana St.	52-65	(L)
2/25/87	Georgia	71-79	(L)
3/1/87	OKLAHOMA	75-74	(W)
3/6/87	Auburn (SEC-T)	72-79	(L)
3/13/87	Ohio St. (NCAA)	77-91	(L)
12/5/87	Indiana	82-76	*(W)
12/12/87	LOUISVILLE	76-75	(W)
12/31/87	VANDERBILT	81-74	(W)
1/2/88	Georgia	84-77	(W)
1/9/88	AUBURN	52-53	(L)
1/13/88	Alabama	63-55	(W)
1/20/88	FLORIDA	56-58	(L)
1/23/88	Louisiana St.	76-61	(W)
1/31/88	Notre Dame (Louisville)	78-69	(W)
2/6/88	Mississippi St.	83-59	(W)
2/13/88	ALABAMA	82-68	(W)
2/17/88	Tennessee	70-72	(L)
2/20/88	Florida	76-83	(L)
2/24/88	LOUISIANA ST.	95-69	(W)
2/28/88	SYRACUSE	62-58	(W)
3/2/88	GEORGIA	80-72	(W)
3/11/88	Ole Miss (SEC-T)	82-64	(W)
3/12/88	Louisiana St. (SEC-T)	86-80	(W)
3/13/88	Georgia (SEC T)	62-57	(W)
3/13/88	Southern (NCAA)	99-84	(W)
3/20/88	Maryland (NCAA)	90-81	(W)
3/24/88	Villanova (NCAA)	74-80	(L)
11/19/88	Duke (Tipoff Classic)	55-80	(L)
11/25/88	Iona	56-54	(W)
11/26/88	Seton Hall	60-63	(L)
11/28/88	California	89-71	(W)
12/3/88	Notre Dame	65 81	(L)
12/7/88	N.Western ST.	82-85	(L)
12/10/88	W. CAROLINA	78-60	(W)
12/16/88	BOWLING GREEN ST.	54-56	(L)
12/17/88	MARSHALL	91-78	(W)
12/20/88	INDIANA	52-75	(L)
12/27/88	Austin Peay (Louisville)	85-77	(W)
12/31/88	Louisville	75-97	(L)
1/4/89	GEORGIA	76-65	(W)
1/12/89	Florida	69-56	(W)
1/14/89	LOUISIANA ST.	62-64	(L)
1/21/89	Tennessee	66-65	(W)
1/28/89	Ole Miss	65-70	(L)
2/5/89	Georgia	72-84	(L)
2/8/89	Vanderbilt	51-81	(L)
2/11/89	FLORIDA	53-59	(L)
2/15/89	Louisiana St.	80-99	(L)
2/18/89	ALABAMA	67-71	(L)
2/22/89	TENNESSEE	76-71	(W)
2/26/89	Syracuse	73-89	(L)
3/10/89	Vanderbilt (SEC-T)	63-77	(L)
11/28/90	Cincinnati	75-71	(W)
12/1/90	Notre Dame	98-90	(W)
12/8/90	KANSAS	88-71	(W)
12/10/90	North Carolina	81-84	(L)
12/18/90	Indiana	83-87	(L)
12/29/90	Louisville	93-85	(W)
1/2/91	Georgia	81-80	(W)
1/5/91	LOUISIANA ST.	93-80	(W)
1/26/91	Alabama	83-88	(L)
1/29/91	Auburn	89-81	(W)
2/3/91	GEORGIA	96-84	(W)
2/5/91	Louisiana St.	88-107	(L)
2/9/91	Mississippi St.	82-83	(L)
2/13/91	TENNESSEE	84-75	(W)
2/16/91	OLE MISS	89-77	(W)
2/20/91	Vanderbilt	87-89	(L)
2/26/91	ALABAMA	79-73	(W)
11/20/91	WEST VA. (NIT)	106-80	(W)
11/22/91	PITTSBURGH (NIT)	67-85	(L)
12/7/91	Indiana	76-74	(W)
12/21/91	Georgia Tech	80-81	(L)
12/28/91	Louisville	103-89	(W)
1/7/92	GEORGIA	78-66	(W)
1/21/92	Tennessee	85-107	(L)
1/25/92	ARKANSAS	88-105	(L)
2/2/92	Louisiana St.	53-74	(L)
2/8/92	Auburn	85-67	(W)
2/12/92	ALABAMA	107-83	(W)
2/19/92	Mississippi St.	89-84	(W)
2/23/92	Georgia	84-73	(W)
2/26/92	SOUTH CAROLINA	74-56	(W)
3/1/92	VANDERBILT	80-56	(W)
3/4/92	Florida	62-79	(L)
3/7/92	TENNESSEE	99-88	(W)
3/13/92	Vanderbilt (SEC-T)	76-57	(W)
3/14/92	Louisiana St. (SEC-T)	80-74	(W)
3/15/92	Alabama (SEC-T)	80-54	(W)
3/20/92	Old Dominion (NCAA)	88-69	(W)
3/22/92	Iowa St. (NCAA)	106-98	(W)
3/26/92	Massachusetts (NCAA)	87-77	(W)
3/28/92	Duke (NCAA)	103-104	*(L)
12/5/92	GEORGIA TECH	98-87	(W)
12/12/93	Louisville	88-68	(W)
1/3/93	Indiana (Louisville)	81-78	(W)
1/5/93	Georgia	74-59	(W)
1/19/93	Alabama	73-59	(W)
1/23/93	South Carolina	108-82	(W)
1/26/93	LSU	105-67	(W)
2/3/93	MISSISSIPPI STATE	87-63	(W)
2/6/93	VANDERBILT	82-67	(W)
2/10/93	Arkansas	94-101	(L)
2/13/93	Notre Dame	81-62	(W)
2/20/93	GEORGIA	86-70	(W)
2/24/93	Tennessee	77-78	(L)
3/3/93	Ole Miss	98-66	(W)
3/7/93	Florida	85-77	(W)
3/12/93	Tennessee (SEC-T)	101-40	(W)
3/13/93	Arkansas (SEC-T)	82-67	(W)
3/14/93	LSU (SEC-T)	82-65	(W)
3/19/93	Rider (NCAA)	96-52	(W)
3/21/93	Utah (NCAA)	83-62	(W)
3/25/93	Wake Forest (NCAA)	103-69	(W)
3/27/93	Florida State (NCAA)	106-81	(W)
4/3/93	Michigan (NCAA)	78-81	*(L)
11/27/93	LOUISVILLE	78-70	(W)
12/4/93	Indiana	84-96	(L)
12/21/93	Texas (Maui Invit.)	86-61	(W)
12/22/93	Ohio State (Maui Invit.)	100-88	(W)
12/23/93	Arizona (Maui Invit.)	93-92	(W)
1/4/94	VANDERBILT	107-82	(W)
1/18/94	Florida	57-59	(L)
1/22/94	Mississippi State	86-70	(W)
1/30/94	Auburn	91-74	(W)
2/2/94	ALABAMA	82-67	(W)
2/6/94	Massachusetts	67-64	(W)
2/9/94	ARKANSAS	82-90	(L)
2/12/94	Syracuse	85-93	(L)
2/15/94	at LSU	99-95	(W)
2/19/94	Vanderbilt	77-69	(W)
2/23/94	Tennessee	77-73	(W)
2/27/94	GEORGIA	80-59	(W)
3/2/94	FLORIDA	80-77	(W)
3/5/94	South Carolina	74-75	(L)
3/11/94	Mississippi St. (SEC-T)	95-76	(W)
3/12/94	Arkansas (SEC-T)	90-78	(W)
3/13/94	Florida (SEC-T)	73-60	(W)
3/18/94	Tennessee St. (NCAA)	83-70	(W)
3/20/94	Marquette (NCAA)	63-75	(L)
12/3/94	UCLA (Wooden Classic)	81-82	(L)
12/7/94	Indiana (Louisville)	73-70	(W)
1/1/95	Louisville	86-88	(L)
1/4/95	AUBURN	98-64	(W)
1/10/95	Florida	83-67	(W)
1/14/95	GEORGIA	83-71	(W)
1/18/95	Ole Miss (Memphis)	82-65	(W)
1/21/95	VANDERBILT	81-68	(W)
1/29/95	Arkansas	92-94	(L)
2/5/95	SYRACUSE	77-71	(W)
2/8/95	Tennessee	68-48	(W)
2/12/95	Notre Dame	97-58	(W)
2/14/95	MISSISSIPPI STATE	71-76	(L)
2/18/95	FLORIDA	87-77	(W)
2/21/95	Alabama	72-52	(W)
2/25/95	Vanderbilt	71-60	(W)
3/1/95	Georgia	97-74	(W)
3/4/95	LSU	127-80	(W)
3/10/95	Auburn (SEC-T)	93-81	(W)
3/11/95	Florida (SEC-T)	86-72	(W)
3/12/95	Arkansas (SEC-T)	95-93	*(W)
3/16/95	Mt. St. Mary's (NCAA)	113-67	(W)
3/18/95	Tulane (NCAA)	82-60	(W)
3/23/95	Arizona St. (NCAA)	97-73	(W)
3/25/95	North Carolina (NCAA)	61-74	(L)

* Overtime

No Place Like Home: Alumni Gym

(1924-50; Won 263, Lost 25)

Alumni Gym is actually "the first house that Rupp built." A house filled with tradition. A house where the era of Kentucky basketball began.

Memorial Coliseum is often referred to as the "House that Rupp built." The Wildcats' current home, Rupp Arena, was built and dedicated to the legendary coach. But the rich Kentucky basketball tradition began 26 years before the ink was even dry on the Memorial Coliseum plans.

In 1923, the Athletics Council members argued to the Board of Trustees that the old gym in Barker Hall's Buell Armory was unsafe for even the small number of people it could accommodate. Large crowds that had to be turned away and the probability that the popular state high school tournament would be moved were two major factors that convinced the Board members that a new gym was in order.

Soon, the 2,800-seat structure was approved and the Alumni Association began efforts to raise the $100,000 needed for the Wildcats new home — a home critics labeled as a "white elephant."

Alumni Gym, which was complete for the 1924-25 season, holds claim to the birth of Wildcat basketball mania. The building served as the home floor for Wildcat squads until 1950. During that time, Kentucky lost only 25 of its 288 games, while laying the groundwork to become the winningest college basketball team in the nation.

When Rupp took the reins of the program in 1930, his squads established a home record of 201 victories against just eight losses in 19 seasons. He led the Cats to 84 consecutive wins in the confines of Alumni including 64 consecutive victories in the Southeastern Conference.

During the last 17 seasons in the gym, the Wildcats won 12 conference tournament crowns and three Sugar Bowl championships. Through 26 seasons at the corner of the Avenue of Champions and South Limestone, Kentucky suffered only one losing season, while having 12 campaigns with three or fewer losses.

The tradition of winning established by the Kentucky Wildcats created a popularity unmatched nationwide. The situation, in fact, soon developed to where only a portion of the student body and faculty were admitted to games. Once inside, fights would break out over the small number of seats. And for many years, about all that Kentuckians-at-large knew of their state University's famed cage teams consisted of information gleaned from radio broadcasts and newspaper reports. Kentucky basketball became a dynasty in 1948 after winning the SEC and NCAA championships and the coveted Olympic gold in London, England. Led by All-Americans Alex Groza, Ralph Beard and Wallace "Wah Wah" Jones, with Rupp coaching from the sidelines, the United States squad soundly defeated France 65-21 in the gold medal game to become the 1948 World Champions. In 1950, Kentucky's reign in Alumni Gym came to an end following the completion of the new Memorial Coliseum.



THE FABULOUS FIVE Captain Kenny Rollins drives a nail to mark the spot in Alumni Gym where Ralph Beard made a 52.5 foot shot against Tennessee in 1948. Beard watches the ceremony, along with, left to right, standing, Rupp, Cliff Barker, Joe Holland, Alex Groza and Wallace Jones.



In its heyday, Alumni Gym was one of the few buildings in its area.

No Place Like Home: Memorial Coliseum



THE CHARACTER OF GREAT TRADITION PERMEATES THE AIR WITH NEAR SPIRITUAL FORCE, EVEN TODAY . . .

No Place Like Home: Memorial Coliseum

(1950-76; Won 308, Lost 38)

For 26 years, the pulsating cries of "Rip 'em Up, Tear 'em Up, Give 'em Hell Wildcats" rang through one of the grandest of all basketball palaces — Kentucky's Memorial Coliseum.

In 1941, when Dr. H.L. Donovan became president of the University, one of his first recommendations was for a building "that will properly take care of our athletics, our health service, physical education and recreation." From this beginning came the plan that culminated in the construction of 11,500-seat Memorial Coliseum, an unparalleled edifice costing $3,925,000 by the time it was completed in 1950.

A great many people freely suggested that the gymnasium would be a "white elephant" that would never be filled by spectators of a sport considered by many as little more than a winter pastime.

But the hardwood game blitzed the nation and Kentucky's teams forged to the national forefront in such a crowd- pleasing manner that the "huge" hall was the site of a sell- out each time Rupp's teams took to the floor.

The Wildcats got off to a fine start in the Coliseum, winning every game played in the building for the first three seasons. When Georgia Tech upset Kentucky 59-58 on Jan. 8, 1955, it marked the first time the Wildcats had lost on their home court since the days of Alumni Gym, dating back more than 12 years to Jan. 4, 1943.

The loss ended a streak of 129 consecutive wins at home for Kentucky, an NCAA record that still stands today. Veteran UK announcer Cawood Ledford remembers the Yellowjackets' win at the Coliseum, the first time many Wildcat fans had ever witnessed a UK loss.

"When the game was over, nobody moved," Ledford said. "Everyone sat in absolute stunned silence. I would say it was a good five minutes before anyone made a move to get up. But Kentucky sure didn't lose very many times there."

Indeed the Cats did not. In 26 years, Kentucky came away a loser only 38 times in 346 games.

From the early 1960s on, the sale of UK basketball season tickets has been closed to the public with season ticket holders taking all the allotment other than student seating. The only seats available are ones students don't use.

While Rupp Arena affords UK the third-largest, built-for- basketball facility in the country with 24,000 seats, old- timers will tell you that the new building doesn't match the atmosphere of Memorial Coliseum. The character of great tradition permeates the air with near spiritual force, even today, when the building serves as the Wildcats' primary practice facility.

The huge building, which serves as a memorial to the nearly 10,000 Kentuckians who lost their lives in World War II and the Korean conflict, covers an entire city block and contains as much space as a seven-story office building. Situated along the Avenue of Champions, the Coliseum still houses the UK Athletics Association offices and is the home to many Wildcat athletics teams.

During the 1989-90 school year, the Athletics Association completed a $1 million renovation of Memorial Coliseum that included a spacious new weight room, lockerroom and offices for the UK basketball coaches, as well as administrative office space. The Coliseum currently seats 8,700 spectators.



Memorial Coliseum is the home of Midnight Madness, the Wildcats late-night practice to kick off the new season. Here, Coach Rick Pitino plays to the 1994 theme "Born To Be Wild," arriving to the Coliseum on a Harley-Davidson.



A new weight-training complex is part of the $1 million renovation of Memorial Coliseum, which was completed during the 1989-90 year.

No Place Like Home: Rupp Arena

Capacity: 23,000
1976-present;
Won 257, Lost 30

A showcase in the basketball capital of the world, Rupp Arena is the third home for the Kentucky Wildcats.

Situated in the heart of downtown Lexington, the facility is named after Kentucky's legendary former coach and has played host to several premier basketball events. In March of 1985, all roads led to Lexington for the NCAA Final Four. In 1986, Rupp played host to both the Southeastern Conference Tournament and the NCAA Women's Final Four. The arena has been the site of numerous NCAA regional tournaments, including the 1989 NCAA Southeast Regional that included eventual national champion Michigan, and the 1992 Southeast Regional, which Michigan also won en route to a national runner-up finish. In 1994, Rupp played host to the NCAA First and Second rounds and this year, the Arena will host the NCAA Southeast Regional in March.

An awesome structure in sight and scope, the arena is divided into two seating areas. The lower level features 10,000 fully cushioned, theater seats in block coloring of blue, red, orange and purple, offering a spectacular splash of color. The upper level has 13,000 seats on epoxy-coated metal bleachers. The latter can be visually isolated to provide a more natural setting for small shows.

Built by the city of Lexington, the arena is the major portion of the $53 million Lexington Center complex, which includes a convention-exhibition hall, a 50-store tri-level enclosed shopping mall, a Hyatt Regency Hotel, and the historic 1,200-seat Lexington Opera House.

The arena is equipped with a specially designed sound system appropriately nicknamed "Big Bertha," and features complete lighting for events and television coverage. Special attention has been paid to such facilities as dressing rooms, service entrances and storage areas.

The Wildcats command an exclusive dressing room 365 days a year, while other facilities include six team-size and eight smaller units.

The portable basketball court, which lies on a concrete sub-flooring 118 feet below the ceiling, is 60' x 120' and is made of a light shade of northern maple trimmed in Kentucky blue. The floor was specially designed to convert from the 94' length required for college and professional basketball to the 84' length for high school simply by removing two panels.

Four 35' x 4' custom-made scoreboards are placed so spectators can see at least three of the boards from any seat in the arena.

In 1996, the Arena will welcome a new tenant as Lexington's first minor league hockey team takes to the ice.



Antoine Walker and Jared Prickett cheer on the Cats in front of the customary sell-out crowd of more than 23,000 fans at Rupp Arena last season.

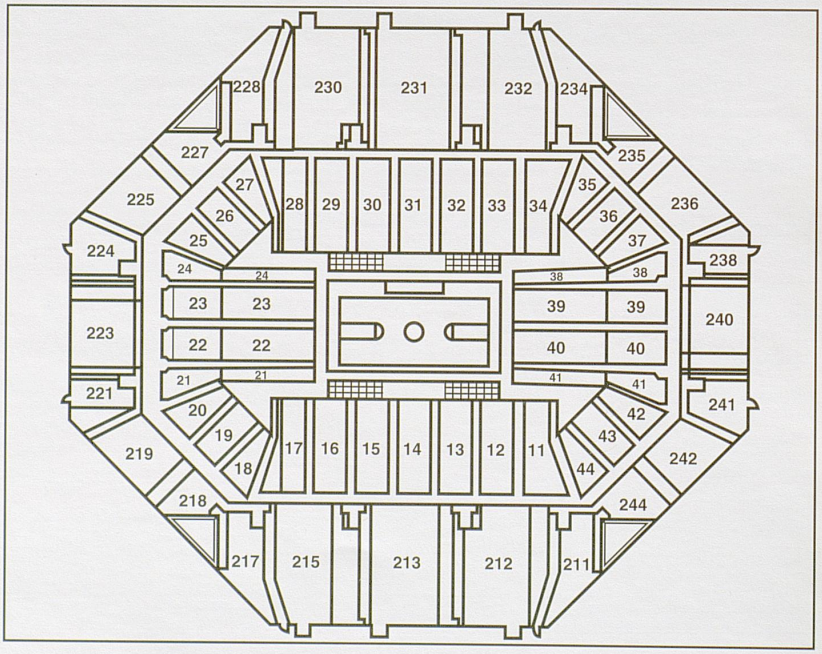

No Place Like Home: Rupp Arena

YEAR-BY-YEAR AT RUPP ARENA

Year	Won	Lost	Pct.
1976-77	12	2	85.7
1977-78	16	0	100.0
1978-79	11	4	73.3
1979-80	12	3	80.0
1980-81	15	0	100.0
1981-82	15	1	93.8
1982-83	14	1	93.3
1983-84	16	0	100.0
1984-85	11	3	78.6
1985-86	18	0	100.0
1986-87	13	2	86.7
1987-88	14	2	87.5
1988-89	8	6	57.1
1989-90	13	2	86.7
1990-91	13	0	100.0
1991-92	15	2	88.2
1992-93	16	0	100.0
1993-94	13	1	92.9
1994-95	12	1	92.3
TOTALS	257	30	89.5

TOP TEN RUPP ARENA CROWDS

	ATT.	OPPONENT	DATE	SCORE
1.	24,332	Tennessee	March 7, 1992	99-88 (W)
2.	24,327	Louisville	Nov. 27, 1993	78-70 (W)
3.	24,326	Arkansas	Feb. 9, 1994	82-90 (L)
4.	24,325	LSU	March 4, 1995	127-80 (W)
5.	24,324	Arkansas	Jan. 25, 1992	88-105 (L)
6.	24,320	Florida	Feb. 18, 1995	87-77 (W)
7.	24,310	Auburn	March 2, 1991	114-93 (W)
8.	24,307	Florida	March 2, 1994	80-77 (W)
9.	24,305	Tennessee	Jan. 9, 1993	84-70 (W)
10.	24,301	LSU	Feb. 15, 1990	100-95 (W)

KENTUCKY'S YEAR-BY-YEAR ATTENDANCE

Year	No. Games	Attendance	Average
1994-95	13	309,477	23,806
1993-94	14	326,474	23,320
1992-93	16	382,869	23,929
1991-92	17	403,847	23,755
1990-91	13	312,329	•••24,025
1989-90	15	346,869	23,125
1988-89	14	306,524	21,895
1987-88	17	393,725	23,160
1986-87	15	345,718	23,048
1985-86	18••	•••407,290	22,627
1984-85	14	320,926	22,923
1983-84	16	•380,453	•23,778
1982-83	15••	356,766	•23,785
1981-82	16	•371,093	•23,193
1980-81	15	•354,996	•23,666
1979-80	15	•352,511	•23,501
1978-79	15	•351,042	•23,338
1977-78	16	373,403	•23,338
1976-77	14	•312,527	•22,323
1975-76	12	138,135	11,511
1974-75	12	138,098	11,539
1973-74	12	130,755	10,896
1972-73	12	150,856	11,604
1971-72	13	150,297	11,561
1970-71	13	152,471	11,728
1969-70	15	181,295	12,086
1968-69	13	165,600	11,821
1967-68	16	178,000	11,333
1966-67	13	136,588	10,502
1965-66	13	149,571	11,505
1964-65	14	151,000	10,786
1963-64	14	165,650	11,117
1962-63	15	153,132	10,208
1961-62	16	165,495	10,343
1960-61	14	129,978	9,284
1959-60	13	138,995	10,692
1958-59	15	177,824	11,855
1957-58	13	124,461	9,574
1956-57	14	129,733	9,266
1955-56	13	126,104	9,700

•Season high in the nation.
••Includes 3 SEC Tournament games.
••• Rupp Arena Record

KENTUCKY AT HOME THROUGH THE YEARS

	Won	Lost	Pct.
Pre-Alumni Gym (1903 through 1924)	93	47	66.4
Alumni Gym (1924-25 through 1949-50)	245	24	91.1
Memorial Coliseum (1950-51 through 1975-76)	308	38	89.0
Rupp Arena (1976-77 through Present)	257	30	89.5
TOTALS	903	139	86.7

No Place Like Home: Louisville

(Won 103, Lost 28, 78.6%)

The University of Kentucky has built an impressive record playing in Louisville. The Wildcats have won an NCAA championship (1958), nine Southeastern Conference Tournament titles, and have defeated some of the best teams from around the country before Wildcats fans in Louisville.

Kentucky began playing in Louisville in 1908, when the Cats lost to Louisville Coliseum, 30-18. UK defeated the University of Louisville, 26-13, lost to the Cards 26-15 the following year, and then defeated them 32-24 in 1916. Two years later, UK lost to Centre, 22-12, in the state championship game played in Louisville. The Cats defeated the Cards there in 1922 and then did not play again in the Derby City until the 1936-37 season, when they dropped a 41-28 decision to Notre Dame.

Most of those early games were played in the Armory downtown before Freedom Hall was opened (1957). The Cats captured the 1958 NCAA title with victories over Temple and Seattle. The spacious arena has played host to Kentucky teams every year since. Kentucky's record at Freedom Hall now stands at 37-13.

The Wildcats' overall record in Louisville is now 103-28. Broken down, the Cats are 54-22 in regular-season play, 43-3 in SEC tournament play and 5-3 in postseason competition.

Kentucky's most impressive string of victories in Louisville came when the Cats won 32 straight games between 1946 and 1951. Only 11 of the 27 teams Kentucky has faced in the 131 games in Louisville have been able to knock off the Cats. The longest running series has been with Notre Dame, with the Wildcats holding a 23-9 advantage over the Fighting Irish.

Kentucky established a new Freedom Hall attendance record in 1993 as 20,060 fans jammed the arena to watch the Cats down the Indiana Hoosiers, 81-78. Seven years earlier, 20,053 fans looked on as the Cats faced SEC rival Georgia. UK fans continued a Wildcat tradition as more than 19,000 arrived for a brief Kentucky shooting practice and to catch a glimpse of super-frosh Rex Chapman prior to meeting the Bulldogs. Three days earlier, the Wildcats handed the University of Louisville its worst defeat ever at Freedom Hall, 85-51.

UK coach Rick Pitino is particularly fond of Freedom Hall. His 1987 Providence team reached the NCAA Final Four by capturing the Southeast Regional in the building with wins over Alabama and Georgetown.



Walter McCarty, who sat out his freshman season due to proposition 48 restrictions, contributed by singing the National Anthem before the 1993 Indiana game in Freedom Hall.

UK VS. OPPONENTS IN LOUISVILLE

School	UK-Won	UK-Lost
Alabama	4	0
Auburn	5	0
Austin Peay	1	0
Centre	0	1
DePaul	4	0
Florida	5	0
Florida St.	1	0
Georgia	5	1
Georgia Tech	5	0
Great Lakes	0	2
Illinois	1	0
Indiana	4	4
Kansas	3	0
LSU	5	0
Louisville	6	4
Louisville Coliseum	0	1
Mississippi	3	0
Mississippi St.	3	0
Morehead	2	0
North Carolina	1	2
Notre Dame	23	9
Ohio State	0	1
Purdue	1	0
Seattle	1	0
Temple	5	0
Tennessee	5	2
Tulane	7	0
Vanderbilt	1	1
VMI	1	0
Western Kentucky	1	0
Total	103	28



Kentucky and Louisville cheerleaders join forces to sing "My Old Kentucky Home."

No Place Like Home: Louisville

Kentucky Results In Louisville

Year	W-L	Opponent	Score
1908	L	Louisville	
		Coliseum	18-30
1913-14	W	Louisville	26-13
1914-15	L	Louisville	15-26
1915-16	W	Louisville	32-24
1917-18	L	Centre	12-22
1921-22	W	Louisville	38-14
1936-37	L	Notre Dame	28-41
1938-39	L	Notre Dame	37-42
1940-41	L	Notre Dame	47-48
•1940-41	W	Ole Miss	62-52
	W	Tulane	53-30
	W	Alabama	39-37
	L	Tennessee	33-36
•1941-42	W	Florida	42-36
	W	Ole Miss	59-32
	W	Auburn	40-31
	W	Alabama	36-34
••1941-42	L	Great Lakes	47-58
1942-43	L	Indiana	52-58
	W	Notre Dame	60-55
•1942-43	W	Tulane	48-31
	W	Georgia	59-30
	W	Miss State	52-43
	L	Tennessee	30-33
••1942-43	L	Great Lakes	39-53
1943-44	W	Indiana	61-41
	W	Notre Dame	55-44
•1943-44	W	Georgia	57-29
	W	LSU	55-28
	W	Tulane	62-46
1944-45	W	Indiana	61-43
	L	Notre Dame	58-59
•1944-45	W	Florida	57-35
	W	LSU	68-37
	W	Alabama	52-41
	W	Tennessee	39-35
1945-46	L	Notre Dame	47-56
•1945-46	W	Auburn	69-24
	W	Florida	69-32
	W	Alabama	59-30
	W	LSU	59-36
••1945-46	W	Temple	54-43
1946-47	W	DePaul	65-45
	W	Notre Dame	60-30
•1946-47	W	Vanderbilt	98-29
	W	Auburn	84-18
	W	Georgia Tech	75-53
	W	Tulane	55-38
••1946-47	W	Temple	68-29
1947-48	W	DePaul	74-50
	W	Temple	58-38
•1947-48	W	Florida	87-31
	W	LSU	63-47
	W	Tennessee	70-47
	W	Georgia Tech	54-43
1948-49	W	DePaul	67-36
	W	Tulane	51-47
	W	Notre Dame	62-38
•1948-49	W	Florida	73-36
	W	Auburn	70-39
	W	Tennessee	83-44
	W	Tulane	68-52
1949-50	W	DePaul	49-47
•1949-50	W	Miss State	56-46
	W	Georgia	79-63
	W	Tennessee	95-58
•1950-51	W	Miss State	92-70
	W	Auburn	84-54
	W	Georgia Tech	82-56
	L	Vanderbilt	57-61
1951-52	W	Georgia	95-55
•1951-52	W	Georgia Tech	80-59
	W	Tulane	85-61
	W	Tennessee	81-66
	W	LSU	44-43
1953-54	W	Georgia Tech	99-48
1955-56	W	Georgia	143-66

Freedom Hall Era

Year	W-L	Opponent	Score
••1957-58	W	Temple	61-60
	W	Seattle	84-72
1958-59	W	Illinois	76-75
1959-60	W	Temple	97-92
1960-61	W	Notre Dame	68-62
••1960-61	W	Morehead	71-64
	L	Ohio State	74-87
1961-62	W	Notre Dame	100-53
1962-63	W	Notre Dame	78-70
1963-64	W	Notre Dame	101-81
1964-65	L	Notre Dame	97-111
1965-66	W	Notre Dame	103-69
1966-67	W	Notre Dame	96-85
1967-68	W	Notre Dame	81-7
1968-69	W	Notre Dame	110-90
1969-70	W	Notre Dame	102-100
1970-71	L	Notre Dame	92-99
1971-72	L	Indiana	89-90 (20T)
	W	Notre Dame	83-67
1972-73	L	N. Carolina	70-78
	W	Notre Dame	65-63
1973-74	L	Indiana	68-77
	L	Notre Dame	79-94
1974-75	W	N. Carolina	90-78
	W	Kansas	100-63
	W	Notre Dame	113-96
1975-76	L	Indiana	68-77 (OT)
	W	Notre Dame	79-77
1976-77	W	Notre Dame	102-78
	W	Florida St.	97-57
1977-78	W	Notre Dame	73-68
1978-79	W	Notre Dame	81-76
1979-80	W	Notre Dame	86-80
1980-81	L	Notre Dame	61-67
1981-82	W	Notre Dame	34-28 (OT)
1982-83	W	Kansas	82-62
1983-84	W	Purdue	88-67
1984-85	L	Louisville	64-71
1984-85	W	Kansas	92-89
1985-86	W	VMI	93-55
1986-87	W	Louisville	85-51
	L	Georgia	65-69
1987-88	W	Notre Dame	78-69
1988-89	W	Austin Peay	85-77
	L	Louisville	75-97
1989-90	L	North Carolina	110-121
1990-91	W	W. Kentucky	84-70
	W	Louisville	93-85
1991-92	W	Morehead St.	101-84
1992-93	W	Louisville	88-68
1992-93	W	Indiana	81-78
1993-94	W	Mississippi	98-64
1994-95	W	Indiana	73-70
1994-95	L	Louisville	86-88

• SEC Tournament •• Postseason Games



Louisville's Freedom Hall

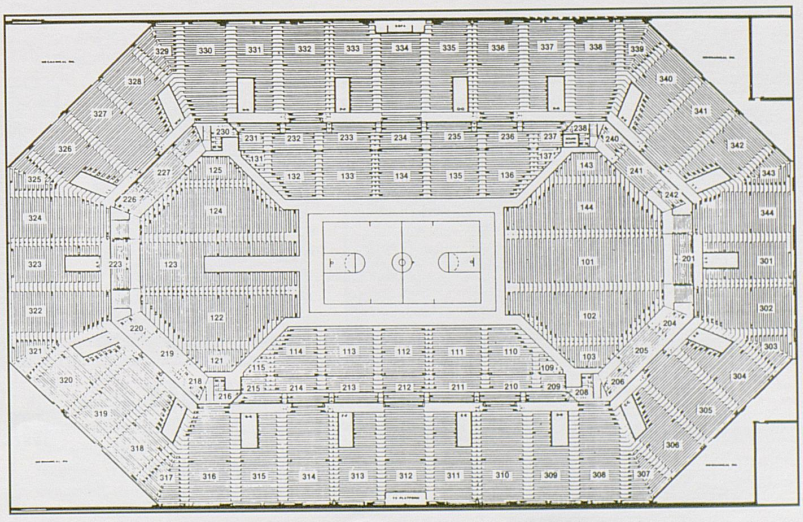

Cats in the Pros

Former Kentucky Wildcats Drafted By The NBA

Player	Round/Year	Drafting Team	Current Team
Jack Tingle	1st, 1947	Washington	
Kenny Rollins	1st, 1948	Chicago	
Alex Groza	1st, 1949	Indianapolis	
Cliff Barker	1st, 1949	Indianapolis	
Ralph Beard	1st, 1949	Chicago	
Wallace Jones	1st, 1949	Washington	
Dale Barnstable	7th, 1950	Boston	
Bobby Watson	10th, 1952	Milwaukee	
Cliff Hagan	3rd, 1953	Boston	
Frank Ramsey	1st, 1953	Boston	
Bob Burrow	2nd, 1956	Rochester	
Jerry Bird	3rd, 1956	Minneapolis	
Phil Grawemeyer	3rd, 1956	Minneapolis	
Vernon Hatton	2nd, 1958	Cincinnati	
Johnny Cox	4th, 1958	New York	
Adrian Smith	15th, 1958	Cincinnati	
Bennie Coffman	7th, 1960	Syracuse	
Don Mills	18th, 1960	New York	
Sid Cohen	4th, 1960	Boston	
Roger Newman	7th, 1961	Syracuse	
Ned Jennings	13th, 1961	New York	
Larry Pursiful	8th, 1962	Chicago	
Cotton Nash	2nd, 1964	Los Angeles	
Tommy Kron	3rd, 1966	St. Louis	
Pat Riley	1st, 1967	San Diego	
Louie Dampier	4th, 1967	Cincinnati	
Cliff Berger	9th, 1968	Milwaukee	
Phil Argento	10th, 1969	Los Angeles	
Dan Issel	8th, 1970	Detroit	
Mike Casey	8th, 1970	Chicago	
Tom Payne	1st, 1971	Atlanta	
Larry Steele	3rd, 1971	Portland	
Jim Dinwiddie	10th, 1971	Philadelphia	
Tom Parker	6th, 1972	Cleveland	
Kent Hollenbeck	10th, 1972	Detroit	
Jim Andrews	7th, 1973	Seattle	
Kevin Grevey	1st, 1975	Washington	
Jimmy Dan Conner	2nd, 1975	Phoenix	
Bob Guyette	3rd, 1975	Kansas City-Omaha	
Mike Flynn	7th, 1975	Philadelphia	
Larry Johnson	2nd, 1977	Buffalo	
Rick Robey	1st, 1978	Indiana	
Jack Givens	1st, 1978	Atlanta	
James Lee	2nd, 1978	Seattle	
Mike Phillips	3rd, 1978	New Jersey	
Kyle Macy	1st, 1979	Phoenix	
Truman Claytor	6th, 1979	Detroit	
LaVon Williams	5th, 1980	Cleveland	
Jay Shidler	9th, 1980	Chicago	
Fred Cowan	6th, 1981	Houston	
Chuck Verderber	7th, 1982	Chicago	
Dirk Minniefield	2nd, 1983	Dallas	
Derrick Hord	4th, 1983	Cleveland	
Charles Hurt	6th, 1983	Milwaukee	
Dickey Beal	4th, 1984	Atlanta	
Sam Bowie•	1st, 1984	Portland	Los Angeles
Jim Master	6th, 1984	Atlanta	
Melvin Turpin	1st, 1984	Washington	
Kenny Walker•	1st, 1986	New York	Washington
Roger Hardin	5th, 1986	Los Angeles	
James Blackmon	5th, 1987	New Jersey	
Rex Chapman•	1st, 1988	Charlotte	Miami
Rob Lock	3rd, 1988	LA Clippers	Spain
Ed Davender	3rd, 1988	Washington	
Winston Bennett	3rd, 1988	Cleveland	
Jamal Mashburn•	1st, 1993	Dallas	
Rodney Dent•	2nd, 1994	Orlando	Vancouver

•Active NBA Players



SAM BOWIE
LOS ANGELES LAKERS



REX CHAPMAN
MIAMI HEAT



RODNEY DENT
VANCOUVER GRIZZLIES



JAMAL MASHBURN
DALLAS MAVERICKS



KENNY WALKER
WASHINGTON BULLETS

History of the Southeastern Conference

A pioneer in the integration of higher education and athletic competition, the Southeastern Conference stands ready to advance intercollegiate athletics into the 21st century.

Since its formation in 1933, the SEC achieved both stature and stability by designating governing/voting power to the presidents of the member institutions. They have determined the policies of the conference and through the years this involvement has been the principal source of strength in the evolution of the SEC.

Throughout its 63-year history, the SEC has provided leadership on the vital issues facing intercollegiate competition. In 1993, the member institutions adopted The Principles of Gender Equity. Committed to increasing the quantity and quality of women's athletic opportunities, each school will provide at least two more women's intercollegiate programs than the number of men's.

Faced with the task of conference realignment after competing with 10 members since 1966, the SEC welcomed the University of Arkansas on Aug. 1, 1990, and the University of South Carolina on Sept. 25, 1990. Joining charter members Alabama, Auburn, Florida, Georgia, Kentucky, LSU, Mississippi, Mississippi State, Tennessee and Vanderbilt, on July 1, 1991, Arkansas and South Carolina became the first schools added in conference history.

Fully incorporated into conference competition by 1992, Arkansas and South Carolina participated in SEC championships for all sports except football during the 1991-92 academic year. The SEC was again at the forefront, introducing football, basketball and baseball divisional play and the nation's first ever Division I football championship game.

SEC schools began athletic competition with one another almost 100 years ago as members of the Southern Intercollegiate Athletic Association. Seven institutions (Alabama, Auburn, Georgia, Georgia Tech, North Carolina, Sewanee and Vanderbilt) attended the SIAA organizational meeting of faculty representatives, called by Dr. William L. Dudley of Vanderbilt, in Atlanta Dec. 22, 1894.

Student teams from the schools began meeting in various sports with little pattern to their contests. The American adaptation of the English game rugby, called "football" was drifting down from the East and Midwest. Southerners were quickly attracted to this sport formalized in 1869.

The first football game in the Southeast was played April 9, 1880, on the ground now called Old Stoll Field at the University of Kentucky. Kentucky A & M (now UK) organized a team and in November 1881, played Transylvania College in a three-game series. By 1895 11 current SEC members were playing football.

Basketball moved quickly to the South as Vanderbilt was playing at the Nashville YMCA in 1893, just two years after Dr. James Naismith originated the game at Springfield (Mass.) College.

Track was organized on a conference level at the 1895 SIAA meeting presided over by President Dudley, who served until his death in 1914. The first championship meet was held at Vanderbilt May 15, 1896. By 1900 eight of the 13 charter SEC members were participating.

The seven-member SIAA expanded to 19 institutions in 1895 (Alabama, Auburn, Central, Clemson, Cumberland, Georgia, Georgia Tech, Kentucky, LSU, Mercer, Mississippi State, Nashville, North Carolina, Sewanee, Southwestern Presbyterian, Tennessee, Texas, Tulane and Vanderbilt) and by 1920 there were 30 members.

The larger schools reorganized as the Southern Conference at a meeting in Gainesville Dec. 12-13, 1920. Professor S.V. Sanford of Georgia called the meeting and served as the first president. Charter members of the Southern Conference included: Alabama, Auburn, Clemson, Georgia, Georgia Tech, Kentucky, Maryland, Mississippi State, North Carolina, North Carolina State, Tennessee, Virginia, Virginia Tech and Washington & Lee.

Despite an original limit of 16, the membership grew to 23 by 1928. In 1922 Florida, Louisiana State, Mississippi, South Carolina, Tulane, Vanderbilt and Virginia Military joined, while Sewanee and Duke became members in 1923 and 1928 respectively. At one time or another the SIAA and the SC included most of the Southern colleges from Virginia to Texas.

The 13 members west and south of the Appalachian Mountains reorganized as the Southeastern Conference at the annual SC meeting of Dec. 8-9, 1932, in Knoxville. The 10 coast members remained in the Southern Conference. Dr. Frank L. McVey of Kentucky was elected president of the new conference whose charter members were: Alabama, Auburn, Florida, Georgia, Georgia Tech, Kentucky, Louisiana State, Mississippi, Mississippi State, Sewanee, Tennessee, Tulane and Vanderbilt. (Sewanee withdrew Dec. 13, 1940, Georgia Tech on June 1, 1964 and Tulane on June 1, 1966). McVey held an informal meeting of the school presidents in Birmingham Feb. 16, 1933, then the first full meeting in Atlanta, Feb. 27.

The office of the commissioner was formed in 1940 in Jackson due to the great amount of detail work developing, especially in recruiting and eligibility. Former Mississippi Governor Martin S. Conner took office as commissioner Aug. 21, 1940. Conner later became ill and the secretary of the conference, Dean N.W. Dougherty of Tennessee, served as acting commissioner during the fall of 1946.

The office moved to Birmingham with the appointing of Bernie H. Moore as the second full-time commissioner on Feb. 21, 1948. Moore, a former LSU coach, guided the SEC to national respect in his 18-year tenure.

A.M. (Tonto) Coleman succeeded Moore upon his retirement April 1, 1966. The Alabama native, who was reared in Texas and experienced in athletic coaching and administration, served six and a half years.

Dr. H. Boyd McWhorter, then Dean of Arts and Sciences at Georgia and secretary of the league since 1967, accepted the position upon the retirement of Coleman Aug. 1, 1972. Under his leadership the SEC experienced unparalleled growth. In McWhorter's first year the SEC distributed $ 1.57 million in revenue to the member institutions.

Dr. Harvey S. Schiller, an Air Force colonel and faculty chair at the U.S. Air Force Academy, followed McWhorter upon retirement, taking office Sept. 15, 1986. Under his guidance the SEC established itself as a leader in the areas of athletic scholarship and marketing.

Roy F. Kramer succeeded Schiller on Jan. 10, 1990. Kramer, who has served on numerous NCAA committees, joined the league office after spending 12 years as athletic director at Vanderbilt.

The first SEC champions were crowned in 1933 in baseball, basketball, football and outdoor track. The league's inaugural championship event was a basketball tournament in Atlanta Feb. 24-28, 1933. Records show the first men's team title for cross-country was awarded in 1935, while golf and swimming were added in 1937. The league later began hosting championships in tennis (1953) and indoor track (1957).

In the 1979-80 academic year SEC championships for women were recognized in basketball, tennis and volleyball. The following year golf, gymnastics, swimming and track and field were added. The administration of women's athletics officially came under the auspices of the conference office on Sept. 1, 1984.

The SEC currently regulates nine men's sports and 10 women's sports: Men - baseball, basketball, football, golf, swimming, tennis and track (cross country, indoor and outdoor). Women - basketball, golf, gymnastics, soccer, swimming, tennis, track (cross country, indoor and outdoor) and volleyball.

SEC Administrative Staff



Roy Kramer
Commissioner



Mark Womack
Executive Associate Commissioner



John Guthrie
Associate Commissioner



Jim McCullough
Associate Commissioner



Patricia Wall
Associate Commissioner



John Gerdy
Associate Commissioner



Brad Davis
Associate Commissioner



Sharon Gaunt
Assistant Commissioner



Mark Whitworth
Assistant Commissioner



Peggy Blake
Director of Business Operations



Graham Edwards
Director of Special Event Marketing and Operations



Charles Bloom
Director of Media Relations



Leann Weidenbach
Assistant Director of Media Relations

1995-96 SEC Basketball Schedule

November

3 (Friday)
Ath. in Action @ Vanderbilt (Exh.)

5 (Sunday)
Aust. Nat'l @ Arkansas (Exh.)

7 (Tuesday)
Italy Team @ **Kentucky** (Exh.)

8 (Wednesday)
Marathon Oil @ Alabama (Exh.)
Con. All-Stars @ Arkansas (Exh.)
Ath. in Action @ LSU (Exh.)

9 (Thursday)
Marathon Oil @ Auburn (Exh.)

11 (Saturday)
Ath. in Action @ Florida (Exh.)
Brazil @ Tennessee (Exh.)
Australia @ Vanderbilt (Exh.)

13 (Monday)
Spirit Exp. @ Miss. State (Exh.)
TBA @ S. Carolina (Exh.)

15 (Wednesday)
1-NE Louisiana vs. Arkansas
Mel. Magic @ Florida (Exh.)
Australia @ Georgia (Exh.)
Aust. All-Stars @ LSU (Exh.)

16 (Thursday)
Mel. Magic @ Ole Miss (Exh.)
Croatia @ Alabama (Exh.)

17 (Friday)
TBA @ Alabama (Exh.)
1-Arkansas vs. TBA
Foreign @ Auburn (Exh.)
Ath. in Action @ **Kentucky** (Exh.)
Char. Royals @ S. Carolina (Exh.)

18 (Saturday)
Marathon Oil @ Alabama (Exh.)
Croatia @ Miss. State (Exh.)

20 (Monday)
Marathon Oil @ Georgia (Exh.)
2-Vanderbilt vs. N. Carolina. (ESPN)

21 (Tuesday)
Marathon Oil @ Tennessee
2-Vanderbilt vs. TBA (ESPN)
Spirit Exp. @ Ole Miss (Exh.)

22 (Wednesday)
2-Vanderbilt vs. TBA (ESPN)
1-Arkansas vs. TBA (ESPN)

24 (Friday)
3-Auburn vs. LaSalle
Char. Southern @ Florida
4a-**Kentucky** vs. Maryland
5-LSU vs. St. Louis
UNC-Greensboro @ S. Carolina
1-Arkansas vs. TBA (ESPN)

25 (Saturday)
3-Auburn vs. Ill. St/Jms. Mad.
SE Louisiana @ Miss. State
Winthrope @ Alabama

26 (Sunday)
3-Auburn vs. TBA
5-LSU vs. Dayton/Hawaii
Georgia State @ Tennessee

27 (Monday)
Davidson @ Ole Miss
18-Georgia @ Ga. Southern
SC State @ S. Carolina
Wofford @ Vanderbilt
Houston Baptist @ Ole Miss

28 (Tuesday)
4b-Arkansas

28 (Tuesday)
4b-Arkansas vs. Mich. St. (ESPN)
Florida @ South Florida
4b-**Kentucky** vs. TBA (ESPN)
UNC-Wilmington @ Miss. State

29 (Wednesday)
Western Carolina @ Georgia
Southern Univ. @ LSU
UNC-Charlotte @ Tennessee

30 (Thursday)
N. Carolina A&T @ Arkansas
Jacksonville State @ Auburn

December

1 (Friday)
McNeese State @ LSU
6-Ole Miss vs. Colgate
7-S. Carolina vs. Stanford

2 (Saturday)
Alabama @ North Texas
Alcorn State @ Arkansas
8-Florida @ G. Wash.
Georgia @ Pittsburgh
Kentucky @ Indiana (CBS)
6-Ole Miss vs. E. Tenn. St./Iowa
BYU @ Miss. State
7-S. Carolina vs. N. Carolina/Tulane
Penn State @ Tennessee
Furman @ Vanderbilt

3 (Sunday)
UAB @ Auburn
8-Florida vs. Maryland/UMass

5 (Tuesday)
Missouri @ Arkansas (ESPN)
Michigan @ LSU (ESPN)
Troy State @ Miss. State
Vanderbilt @ Virginia

6 (Wednesday)
Tenn. Tech @ Alabama
Wisc.-Green Bay @ **Kentucky**
Furman @ S. Carolina
Western Carolina @ Tennessee

7 (Thursday)
Georgia @ N. Carolina (ESPN)
UNC-Asheville @ Vanderbilt

8 (Friday)
9-Auburn vs. Liberty

9 (Saturday)
Cincinnati @ Arkansas (CBS)
9-Auburn vs. Baylor/Cent.
Wake Forest @ Florida
Ga. Tech @ **Kentucky** (ESPN)
Ark.-Little Rock @ Miss. State
S. Carolina @ Clemson
Austin Peay @ Tennessee
Rice @ Vanderbilt
Ole Miss @ Lamar

10 (Sunday)
Georgia @ Winthrope

12 (Tuesday)
Auburn @ S. Alabama
Tenn. State @ Vanderbilt

13 (Wednesday)
Ga. Tech @ Georgia

15 (Friday)
NE Louisiana @ Auburn

16 (Saturday)
Mercer @ Alabama
10-Florida vs. Fla. State
11-Georgia vs. Va. Tech
Morehead State @ **Kentucky**
UT-Martin @ LSU
Ole Miss @ Wichita State
Miss. State @ Southern Miss
Tennessee @ Memphis

17 (Sunday)
Coastal Carolina @ Auburn
N. Carolina A&T @ Vanderbilt

19 (Tuesday)
Fla. A&M @ Alabama
Wofford @ Auburn
Central Florida @ Georgia
17-Marshall @ **Kentucky**
Centenary @ LSU
Southern Miss @ Ole Miss
Miss. State @ NE Louisiana
Houston @ Tennessee

20 (Wednesday)
Stetson @ Florida

21 (Thursday)
Tulane @ Alabama
SMU @ Arkansas
Mercer @ Georgia
Ole Miss @ Houston
The Citadel @ S. Carolina

22 (Friday)
Jackson Sate @ LSU
South Florida @ Tennessee

23 (Saturday)
Tenn. State @ Arkansas
Louisville @ **Kentucky** (CBS)
Louisiana College @ LSU
Middle Tenn. State @ Vanderbilt

27 (Wednesday)
12-**Kentucky** vs. Rider
Tennessee @ Miami, (Fla.)

28 (Thursday)
13-Alabama vs. St. Peters
12-**Kentucky** vs. TBA
Nicholls State @ Ole Miss

29 (Friday)
13-Alabama vs. Bucknell/Wich. St.
14-Auburn vs. Norfolk State
15-Florida vs. La. Tech
12-**Kentucky** vs. St. John's/Iona
Marist @ LSU
16-Miss State vs. Oregon State

30 (Saturday)
13-Alabama vs. TBA
Jackson State @ Arkansas
14-Auburn vs. Florida A&M
15-Florida vs. Okla./Baylor
Jacksonville @ Georgia
Cornell @ LSU
Prairie View A&M @ Ole Miss
16-Miss. State vs. Oregon/Neb.
Radford @ S. Carolina
Boston College @ Vanderbilt

January

3 (Wednesday)
#Ole Miss @ Georgia
#Florida @ Arkansas
#**Kentucky** @ S. Carolina (JP)
#Vanderbilt @ Alabama
#Miss. State @ Florida
#Auburn @ Tennessee

6 (Saturday)
#Georgia @ S. Carolina
#Arkansas @ Auburn (JP)
#Miss. State @ Florida
#Tennessee @ Vanderbilt
#Ole Miss @ **Kentucky**
#Alabama @ LSU (SS)

9 (Tuesday)
#**Kentucky** @ Miss. State (ESPN)

10 (Wednesday)
#Arkansas @ Ole Miss
#S. Carolina @ Tennessee
#LSU @ Vanderbilt (JP)
#Auburn @ Alabama

11 (Thursday)
Kansas @ Florida (ESPN)

13 (Saturday)
#Georgia @ Auburn
#Vanderbilt @ Arkansas (SS)
#S. Carolina @ Florida (JP)
#Alabama @ Miss. State (CBS)
#Tennessee @ **Kentucky**

15 (Monday)
Tenn. Tech @ Tennessee

16 (Tuesday)
#**Kentucky** @ LSU (ESPN)

17 (Wednesday)
#Florida @ Georgia
#Vanderbilt @ S. Carolina
#Ole Miss @ Miss. State (JP)
#Tennessee @ Alabama

18 (Thursday)
Arkansas @ Memphis (ESPN)

20 (Saturday)
#Georgia @ Tennessee (ESPN)
#Miss. State @ Arkansas (JP)
#Florida @ Ole Miss (JP)
#Alabama @ S. Carolina
TCU @ **Kentucky** (ESPN)
Evansville @ Vanderbilt

21 (Sunday)
#LSU @ Auburn (JP)

23 (Tuesday)
#Arkansas @ Alabama (ESPN)
Nicholls State @ LSU

24 (Wednesday)
#**Kentucky** @ Georgia (JP)
#Vanderbilt @ Florida
#Miss. State @ S. Carolina
#Auburn @ Ole Miss

27 (Saturday)
#Georgia @ Vanderbilt
#LSU @ Florida (CBS)
#S. Carolina @ **Kentucky** (SS)
#Alabama @ Ole Miss (JP)
#Tennessee @ Miss. State (JP)
Oral Roberts @ Arkansas

30 (Tuesday)
#LSU @ Arkansas (ESPN)

31 (Wednesday)
#Georgia @ Miss. State
#Florida @ Alabama
#Auburn @ Vanderbilt (JP)
#Ole Miss @ Tennessee
Wofford @ S. Carolina

February

3 (Saturday)
#Tennessee @ Georgia (SS)
#S. Carolina @ Arkansas (JP)
#Florida @ **Kentucky** (JP)
#Ole Miss @ LSU
#Miss. State @ Auburn

4 (Sunday)
Alabama @ Syracuse (CBS)

6 (Tuesday)
Alabama @ Southern Miss
#Arkansas @ Miss. State (ESPN)

7 (Wednesday)
#Georgia @ LSU
#Tennessee @ Florida
#S. Carolina @ Auburn
#**Kentucky** @ Vanderbilt (JP)

8 (Thursday)
Houston Baptist @ Ole Miss

10 (Saturday)
#Alabama @ Georgia (JP)
#Auburn @ Florida (SS)
#LSU @ S. Carolina (JP)
Ole Miss @ Oklahoma (CBS)
#Vanderbilt @ Ole Miss

11 (Sunday)
#Arkansas @ **Kentucky** (CBS)

13 (Tuesday)
#Florida @ Vanderbilt (ESPN)

14 (Wednesday)
#Georgia @ **Kentucky** (JP)
#Ole Miss @ Arkansas
#Alabama @ Auburn
#Tennessee @ LSU
Georgia Southern @ S. Carolina

17 (Saturday)
#Auburn @ Arkansas (JP)
#S. Carolina @ Vanderbilt
#Miss. State @ Ole Miss (SS)
#LSU @ Alabama (JP)
#**Kentucky** @ Tennessee (JP)

20 (Tuesday)
#Alabama @ **Kentucky** (ESPN)

21 (Wednesday)
#Vanderbilt @ Georgia
#Arkansas @ Tennessee (JP)
#Florida @ S. Carolina
#Ole Miss @ Auburn
#LSU @ Miss. State (JP)

24 (Saturday)
#**Kentucky** @ Florida (CBS)
#S. Carolina @ Ole Miss
#Vanderbilt @ Tennessee (JP)
#Miss. State @ Alabama (JP)
#Auburn @ LSU

25 (Sunday)
#Arkansas @ Georgia

27 (Tuesday)
#**Kentucky** @ Auburn (ESPN)

28 (Wednesday)
#Georgia @ Florida (JP)
#Alabama @ Arkansas (JP)
#Tennessee @ S. Carolina
#Miss. State @ Vanderbilt
#LSU @ Ole Miss

March

2 (Saturday)
#S. Carolina @ Georgia
#Arkansas @ LSU (CBS)
#Florida @ Tennessee
#Vanderbilt @ **Kentucky**
#Ole Miss @ Alabama
#Auburn @ Miss. State

7-10 (Thursday-Sunday)
SEC Tournament (JP)
Championship Game (CBS)
Louisiana Superdome-New Orleans, La.

#SEC Games;
1-Pre-season NIT (Sites TBA);
2-Maui Invit., Maui, Hawaii;
3-San Juan Shoot., San Juan, P.R.;
4a-Tip-Off Classic, Springfield, Mass.;
4b-Great 8 Tourn., Auburn Hills, Mich.;
5-Hawaii Tipoff Classic;
6-Amana Hawkey Classic, Iowa City, Ia;
7-Tourn. of Champ., Charlotte, N.C.;
8-Franklin Nat'l Bank/Children's Charities Found. Classic, Wash., D.C.;
9-Dr. Pepper Invit., Waco ,Texas;
10-Milk Chall., Orlando, Florida;
11-Ga. Dome, Atlanta, Georgia;
12-ECAC Holiday Festival, NY, NY;
13-Cessna Classic, Wichita, Kansas;
14-Capital City Classic, Tallahassee, Fla.;
15-All-Coll. Tourn., Okla City, Okla.;
16-NW Ford Far W. Clas., Portland, Ore.;
17-Louisville, Ky.;
18-Augusta, Georgia



Blue and White

The University of Kentucky adopted blue and white as its official colors in 1892.

Originally, however, UK students had decided on blue and light yellow prior to the Kentucky-Centre College football game on December 19, 1891.

The shade of blue, which is close to a royal blue, was chosen when a student asked the question, "What color blue?"

At the time, Richard C. Stoll (who lettered in football at UK in 1889-94) pulled off his necktie and held it up. The students then adopted that particular shade of blue.

A year later, UK students officially dropped the light yellow color for white.

Wildcats Nickname

The official nickname for the University of Kentucky's athletics teams is "Wildcats." The nickname became synonymous with UK shortly after a 6-2 football victory over Illinois on October 9, 1909, on the road.

Commandant Carbusier, then head of the military department at old State University, told a group of students in a chapel service following the game that the Kentucky football team had "fought like Wildcats."

Later the name Wildcats became more and more popular among UK followers as well as with members of the media. As a result, the nickname was adopted by the University.

Wildcat Mascot

The Wildcat mascot originated during the 1976-77 academic year at UK. Gary Tanner was the original Wildcat, dancing and entertaining thousands of UK fans at Commonwealth Stadium and Rupp Arena during athletics events.

Today, the Wildcat mascot also attends several academic functions as well and generally serves as a friendly ambassador for the University.

In April 1994, former UK football Wildcat Brent Claiborne finished eighth nationally in the mascot division of the Universal Cheerleaders Association competition.

PAGEANTRY

UK Pageantry



The UK pep band stands out in the crowd, not only for its musical talent, but also for its trademark blue and white stripes.

UK Pep Band

With more than 100 members, the University of Kentucky pep band is the largest in the nation. Clad in their recognizable blue and white striped shirts, the pep band is directed by Richard Clary.

UK Cheerleaders

After winning the 1995 National Title in April, the UK Cheerleaders are the only squad in the country which can claim five championships. The cheerleaders have won the Universal Cheerleaders Association title in 1985, 1987, 1988, 1992 and 1995. They have been runners-up on four other occasions. The squad also holds the distinction of being the first to win back-to-back titles.

Mike Ergas is entering his first season as coach of the cheerleaders and T. Lynn Williamson is the cheerleader advisor. A total of 36 students comprise the squad, 14 of whom represent the school during the national finals.

UK Pom Squad

Re-organized in 1990, the UK Pom Squad performs at halftime of all home basketball games, and at other events. Under the direction of former UK cheerleader Lisa Ely, the Pom Squad finished eighth in the 1991 College Dance Team national championships in San Antonio and third in the 1994 competition in San Diego.



The Pom Squad performs at halftime of all UK home games.



The last home game of the season is known as Senior Day, a time to recognize the graduating Wildcats in one of the most moving ceremonies in all of college basketball. Here, Chris Harrison bursts through the hoop during pregame ceremonies last season.



***Front row:** (Left to Right) Stephanie Williams, Brent Claiborne, Katie Arnold. **Second row:** (Left to Right) Tommy Simmons, Kim Nottingham, Jalynn Perkins, Tara Graddy, Tara Cammack, Stacey VanCleave, Wendy Montgomery, Wendy Dutch, Andre Carter. **Back row:** (Left to Right) Tony Rollins, Steven Anderson, Brian Elza, Shane Simmons, Brent Gilmore, Shandy Ellis-Brown, Jeff Laber.*



Former UK All-Americans Jack Givens and Rick Robey helped lead the Wildcats to the 1978 National Championship. Givens, who scored 41 points in the championship victory, still holds several team records including most field goals made in a career (843).

The Records

General Records

Individual Records

SEASON

Most Games Played — 39 by Alex Groza and Kenneth Rollins, 1947-48

Most Points — 948 by Dan Issel in 28 games, 1969-70 (Regular Season only — 876 by Dan Issel in 26 games, 1969-70)
(Conference Play Only — 612 by Dan Issel in 18 games, 1969-70)

Highest Scoring Average — 33.9 by Dan Issel in 28 games, 1969-70
(Regular Season Only — 33.7 by Dan Issel in 26 games, 1969-70)
(Conference Play Only — 34.0 by Dan Issel in 18 games, 1969-70)

Most Rebounds — 567* by Bill Spivey in 34 games, 1950-51
(Regular Season Only — 447 by Bill Spivey in 25 games, 1950-51)
(Conference Play Only — 250 by Cliff Hagan in 14 games, 1951-52)

Most FG Attempts — 667 by Dan Issel in 28 games, 1969-70
(Regular Season Only — 614 by Dan Issel in 28 games, 1969-70)
(Conference Play Only — 433 by Dan Issel in 18 games, 1969-70)

Most Field Goals Made — 369 by Dan Issel in 28 games, 1969-70
(Regular Season Only — 339 by Dan Issel in 26 games, 1969-70)
(Conference Play Only — 239 by Dan Issel in 18 games, 1969-70)

Most 3-Point Field Goals Attempted — 289* by Derrick Miller in 28 games, 1989-90
(Regular Season Only — 289* by Derrick Miller in 28 games, 1989-90
(Conference Play Only— 168 by Derrick Miller in 18 games, 1989-90)

Most 3-Point Field Goals Made — 101 by Travis Ford in 34 games, 1992-93
(Regular Season Only — 99* by Derrick Miller in 28 games, 1989-90)
(Conference Play Only — 57 by Derrick Miller in 18 games, 1989-90)

Most Free Throws Attempted— 284 by Kenny Walker in 31 games, 1984-85
(Regular Season Only — 259 by Dan Issel in 26 games, 1969-70)
(Conference Play Only — 182 by Kenny Walker in 18 games, 1984-85)

Most Free Throws Made — 218 by Kenny Walker in 31 games, 1984-85
(Regular Season Only — 198 by Dan Issel in 26 games, 1969-70)
(Conference Play Only — 134 by Dan Issel in 18 games, 1969-70)
(Consecutive — 50 in 14 games by Travis Ford over two seasons — 1992-93 to 1993-94)

Highest Field Goal Percentage — 63.5 by Rick Robey in 32 games, 1977-78
(Regular Season Only — 63.8 by Charles Hurt in 27 games, 1982-83)
(Conference Play Only — 64.7 by Rick Robey in 18 games, 1977-78)

Highest Free Throw Pct. — 91.8 by Larry Steele in 23 games (45-49), 1969-70
(Regular Season Only — 92.2 by Kyle Macy in 30 games, (94-101), 1979-80)
(Conference Play Only — 92.0 by Jim Master in 18 games (69-75), 1981-82)

Most Assists — 232 by Roger Harden in 36 games, 1985-86

SINGLE GAME

Most Points — 53 by Dan Issel (Against Mississippi at Oxford, Feb. 7, 1970)

Most Field Goals Attempted — 42 by Bill Spivey (Against Ga. Tech., Feb. 18, 1950. Made 16)

Most Field Goals Made — 23 by Dan Issel (Against Mississippi ay Oxford, Feb. 7, 1970)

Consecutive Free Throws Made — 16* by Cliff Hagan (Against Mississippi, Jan. 2, 1952)

Highest Field Goal Percentage (Min. 10 Made) — 1.000 by Rodney Dent (12 of 12) against Morehead State, Dec. 17, 1993

Highest Free Throw Percentage (Min. 10 Made) 1.000 by Louie Dampier (13 of 13 against Florida, Jan. 30, 1965, and 14 of 14 against Oregon State, Dec. 22, 1966) 1.000 by Travis Ford (13 of 13 against Ohio State, Dec. 22, 1993) 12 other players have 16 — 1.000 performances. (Min. 15 made) .944 (17 of 18) by Cliff Hagan against Mississippi, Jan. 2, 1952)

Most Rebounds — 34* by Bob Burrow (Against Temple, Dec. 10, 1955)
(Conference Play Only — 30 by Cotton Nash; Against Mississippi (H) Feb. 8, 1964)

Longest Field Goal Made — 63 feet, 7 inches by Cliff Barker (Against Vanderbilt, Feb. 26, 1949 in Alumni Gym). (Other long shots on record include 60-footer by Bo Lanter against Miss. St. in 1981-82; 53 ft. 9 in. by Ralph Beard against Tennessee in 1947-48; 53 ft. 6 in. by Linville Puckett against Miss. State in 1953-54; 48 ft. 2 in. by Red Hagan against Marquette in 1937-38; and 47-footer by Vernon Hatton against Temple on Dec. 7, 1957 which gave UK a dramatic 3 overtime win, 85-83).

Most Assists — 15 by Travis Ford against Eastern Kentucky, Dec. 8,1993

INDIVIDUAL CAREER RECORDS
VARSITY PLAY

Most Points — 2138 by Dan Issel in 83 games, 1968-70
(Conference Play Only — 1399 by Dan Issel in 54 games, 1968-70)

Highest Scoring Average — 25.7 by Dan Issel, 1968-70
(Conference Play Only — 25.9 by Dan Issel in 54 games, 1969-70)

Most Games Played — 139 by Ralph Beard, 1945-49
(Conference Play Only — 72 by Kenny Walker, 1982-86)

Most Games Started — 139 by Ralph Beard, 1945-49

Most Consecutive Games Started — 110 by Alex Groza, Nov. 28, 1946 to March 26, 1949
(Conference Play Only — 54 by Dan Issel and Mike Pratt, 1968-70; Jack Givens, 1975-78)

Most Field Goals Attempted — 1638 by Jack Givens, 1975-78
(Conference Play Only — 1059 by Dan Issel, 1968-70)

Most Field Goals Made — 843 by Jack Givens in 123 games, 1975-78
(Conference Play Only — 546 by Dan Issel in 54 games, 1968-70)

Highest FG Percentage — 60.8 by Rodney Dent in 45 games, 1992-94.
59.3 by Charles Hurt in 124 games, 1980-83.
(Conference Play Only — 60.8 by Melvin Turpin in 72 games, 1980-84)

Most Free Throws Attempted — 733 by Kenny Walker in 132 games, 1983-84
(Conference Play Only — 405 by Dan Issel in 54 games, 1968-70)

Most Free Throws Made — 550 by Kenny Walker in 132 games, 1983-86
(Conference Play Only — 307 by Dan Issel in 54 games, 1968-70)

Highest FT Percentage — 89.0 by Kyle Macy in 98 games (331-372), 1978-80
(Conference Play Only — 88.2 by Kyle Macy (224-254) in 61 games, 1978-80)

Most Rebounds — 1078 by Dan Issel in 83 games, 1968-70
(No Rebounds kept prior to 1950-51)
(Conference Play Only — 685 by Dan Issel in 54 games, 1968-70)

Highest Rebound Average — 16.1 by Bob Burrow in 51 games, 1955-56

Most Assists — 646 by Dirk Minniefield in 123 games, 1981-83

Most Personal Fouls — 344 by Mike Phillips, 1975-78 (Four seasons) (For 3 seasons — 294 by Pat Riley, 1965-67)

NCAA Tournament Records

Most Appearances — 36 (1942, 1945, 1948, 1949, 1951, 1952, 1955, 1956, 1957, 1958, 1959, 1961, 1962, 1964, 1966, 1968, 1969, 1970, 1971, 1972, 1973, 1975, 1977, 1978, 1980, 1981, 1982, 1983, 1984, 1985, 1986, 1987, 1992,1993, 1994, 1995)

Most Games — 100

Miscellaneous Records

Season Opener Consecutive Wins — 37
(Kentucky lost first opening game since 1926 in defeat by Va. Tech., Dec. 1, 1962)

Consecutive Home Floor Wins — 129*** (Jan. 4, 1943 to Jan. 8, 1955)
(First 84 wins in Alumni Gym, remainder in Memorial Coliseum. Ended by Georgia Tech, 59-58)
(Conference Play Only — 70 from Jan. 21, 1939 to Jan. 8, 1955)
(Overall since 1941-42, Kentucky has been defeated on its home floor only 55 times)
(Most losses at Home, One Season — 7 in 1966-67)

Longest Winning Streak — 32 (Dec. 5, 1953 to Jan. 8, 1955)

Consecutive Conference Wins — 51* (Jan. 28, 1950 to Jan. 8, 1955)
(Excludes tournament and non-SEC games)

Consecutive SEC Losses — 6 in 1988-89

Most SEC Championships — 37***
(13 titles won in tournament play. Title determined by regular season play since 1951. Tied LSU 1935 and 1954, Miss. State 1962, Tennessee 1972, Alabama 1975, Tennessee 1977, Tennessee 1982)

Consecutive SEC Championships — 9*
(Kentucky held SEC Title continuously from 1944 to 1953 when Wildcats were out of competition. The 1952 title represented UK's 6th straight regular season title and 12th win of season race since SEC organized in 1933.)

Consecutive Winning Seasons — 38 — 1927-28 through 1965-66

Consecutive Non-Losing Seasons — 60 — 1927-28 to 1987-88

* Also Southeastern Conference Record

*** Also recognized as National Record

General Records

Team Records

SEASON

Most Games Played — 39* in 1947-48
(Regular Season Only — 30* in 1946-47 and 1979-80)

Most Wins — 36 in 1947-48 (Won 36, Lost 3)
(Regular Season Only — 28* in 1947-48; Won 28, Lost 2)
(Conference Play Only — 17* in 1969-70)

Most Losses — 19 in 1988-89
(Conference Play Only — 10 in 1966-67 (8-10), 1988-89 (8-10))

Fewest Wins — 1 in 1904-05 (Won 1, Lost 4) 1903 (Won 1, Lost 2) 1904 (Won 1, Lost 4)
(Full Season — 20 or more games — 13 in 1966-67, 1973-74 and 1988-89)

Fewest Losses — 0 in 1911-12 (9-0) and 1953-54 (25-0)

Longest Win Streak — 25 in 1953-54 (Won 25, Lost 0)
(Conference Play Only — 14 in 1950-51, 1951-52, 1965-66, 1976-77. Including playoff game, Kentucky won 15 straight in 1953-54)

Most Consecutive Conference Wins, Conference Play — 51* (Jan. 28, 1950 - Jan. 8, 1955)

Longest Losing Streak — 9 (Jan. 25 to Feb 23, 1923)
(Conference Play Only — 6 in 1988-89)

Most Points — 3086 in 36 games, 1991-92.
(Regular Season Only — 2550 in 29 games, 1993-94)
(Conference Play Only — 1728* in 18 games, 1970-71)
(Most Times 100 or More Points — 15 in 1970-71)
(Two Consecutive Games — 244 vs. Georgia and Tennessee, 1956)

Fewest Points — 19 in 3 games, 1903
(Full Season, 20 or more games — 538 in 22 games, 1924-25)

Greatest Average Scoring Margin — 27.2 in 25 games, 1953-54
(Including Tournament Play — 29.9 in 37 games, 1946-47)
(Conference Play Only — 35.9* in 14 games, 1946-47)

Highest Scoring Average — 96.8* in 28 games, 1969-70
(Regular Season Only — 96.7 in 26 games, 1970-71)
(Conference Play Only — 96.0 in 18 games, 1970-71)

Lowest Scoring Average — 6.3 in 3 games, 1903

Best Winning Percentage — 1.000 in 1911-12 (9-0) and 1953-54 (25-0)
(Conference Play Only — 1.000 in 1932-33 (8-0) and 10 other years. Last 14-0 in 1953-54)

Worst Season Percentage — .187 on record 3-13 in 1926-27
(Full Season — 20 or more games — .407 (13-19) in 1988-89)

Most Field Goal Attempts — 3465* in 39 games, 1947-48
(Regular Season Only — 2925*** in 33 games, 1947-48 (made 916))

Most 3-Point Field Goal Attempts — 888* in 36 games, 1991-92.

Most Field Goals Made — 1197* in 31 games, 1974-75 (attempted 2412)
(Conference Play Only — 719* in 18 games, 1974-75)

Most 3-Point Field Goals Made — 340* in 34 games, 1992-93.

Highest Field Goal Percentage — 55.6* in 31 games, 1982-83
(Regular Season Only — 55.5 in 28 games 1982-83)
(Conference Play Only — 54.8 in 18 games, 1982-83)

Most FreeThrows Attempted — 892 in 36 games, 1991-92
(Conference Play Only — 485* in 18 games, 1978-79)

Most Free Throws Made — 666 in 31 games, 1978-79
(Conference Play Only — 376* in 18 games, 1978-79)

Highest Free Throw Percentage — 77.6 in 31 games, 1978-79
(Regular Season Only — 78.1 in 26 games, 1978-79)

Most Personal Fouls — 837 in 36 games, 1991-92

Fewest Personal Fouls — 307 in 26 games, 1944-45

Most Points Allowed — 2680 in 36 games, 1991-92
(Regular Season Only — 2461 in 28 games, 1989-90)

Fewest Points Allowed — (9 game min.) -137 in 9 games, 1911-12
(Conference Play Only — 182* in 8 games, 1934-35)

Most Rebounds — 2109* in 34 games, 1950-51
(Regular Season Only — 1600 in 25 games, 1950-51)

Best Rebound Average — 64.6* in 25 games, 1953-54

Most Wins in Conference — 17* in 1969-70 and in 1985-86

Steals — 394* in 34 games, 1993-94

SINGLE GAME

Most Points — 143* (Kentucky 143, Georgia 66, Feb. 27, 1956)
(Conference Play Only — Same)
(Non-Conference — 126 (Kentucky 126 vs. South Carolina 81, Dec. 10, 1979)

Most Points, Both Teams — 245 (Kansas 150 vs. Kentucky 95 at Lawrence, Dec. 9, 1989)
(Conference Play Only — 226 (Kentucky 121 vs. LSU 105, Feb. 21, 1970)

Most Points, Home Floor — 127 (Kentucky 127 vs. LSU, Mar. 4, 1995)

Most Points Opponent's Floor — 121 (Kentucky 121 vs. LSU 66, Jan 27, 1968; Kentucky 121 vs. LSU 105, Feb 21, 1970)

Most Points Neutral Court — 143 (Kentucky 143 vs. Georgia 66, Armory, Louisville, Feb. 27, 1956)

Most Points One Half — 75 (Kentucky 75, Georgia 32, Feb. 27, 1956)

Fewest Points — 1 (Kentucky 1 vs. Kentucky U. 22, 1905)

Fewest Points Allowed — 0 (Kentucky 19, Cincinnati Christ Church 0 in 1913)
(Since 1935 — 6*** [Kentucky 75, Arkansas State 6 in 1945)

Fewest Points, One Half (Modern) — 5 (Notre Dame 11, Kentucky 5 in second half, Dec. 2, 1981, Louisville)

Fewest Points Both Teams — 17 (State College 5 vs. Kentucky U. 12 in 1904)

Biggest Victory Margin — 77* (Kentucky 143 vs. Georgia 66, Feb. 27, 1956)

Smallest Victory Margin — 54 One Point Wins (Last 93-92, Arizona, Dec. 23, 1993)

Worst Defeat — 70 (Kentucky 17 vs. Centre 87, (A) Jan. 28, 1910)
(Modern Record — 55 (Kansas 150, Kentucky 95, Dec. 9, 1989)

***Smallest Margin of Defeat** — 42 One-Point Losses (Most recent, 82-81 to UCLA, Dec. 3, 1994)

Most Points in Losing Game — 113 vs. S.W. Louisiana (116), Dec. 23, 1990 (UKIT)

Most FG Attempted — 125* against Indiana Central, Nov. 29, 1947 (SEC Non-Conference Record); Mississippi, Feb. 8, 1954
(Conference Only — 125* against Mississippi, Feb. 8, 1964)

Most 3-Point FG Attempted — 53*** vs. S.W. Louisiana, Dec. 23, 1989

Most FG, Both Teams — 209 (Kentucky 125 vs. Mississippi 84, Feb. 8, 1964

Most 3-Point FG Attempted, Both Teams — 84***
(Kentucky 53 vs. S.W. Louisiana 31, Dec. 23, 1989)

Fewest FG Attempted — 17 vs. Notre Dame, Dec. 29, 1981

Fewest FGA, One Half — 5 (Second half) vs. Notre Dame, Dec. 29, 1981

Most FG Scored — 60* against Georgia, Feb. 27, 1956

Most 3-Point FG Scored — 21 vs. North Carolina, Dec. 27, 1989
(Conference play only 20* vs. LSU, Mar. 4, 1995)

Fewest FG Scored — 1 vs. Maryland, Jan. 19, 1928

Most FG Scored, Both Teams — 96 (UK vs. Northwestern 46, Dec. 10, 1966 and UK vs. Austin Peay 46, Mar. 15, 1973)
(Conference Play Only — 90 (UK 52, vs. LSU 38, Jan. 27, 1968))

Most 3-Point FG Scored, Both Teams — 31***
(Kentucky 21 vs. North Carolina 10, Dec. 27, 1989)

Best Field Goal Percentage — 76.5* vs. Notre Dame, Dec. 29, 1981, Louisville
(Conference Play Only 72.2 vs. Mississippi State (A), Feb. 15, 1986)
(First Half — 78.6 vs. Mississippi, Jan. 12, 1981)
(Second Half — 87.5 (14-16) vs. Alabama (A), Feb. 9, 1980)

Lowest Field Goal Percentage — 12.1 vs. Maryland (A), Jan. 19, 1928
Modern Record — 16.3 vs. Ga. Tech (A), Jan. 26, 1960)

Best 3-Point Field Goal Percentage — 57.1* vs. LSU, Mar. 4, 1995 (20-35)

Most Free Throws Attempted — 56* vs. Mississippi State, Feb. 12, 1979 (Made 40)

Fewest Free Throws Attempted — 1 vs. Georgia (H) Feb. 8, 1975; Tennessee (A) Jan. 5, 1980 and Auburn (N) March 10, 1984

Most Free Throws Made — 46* vs. Vanderbilt (A) Jan. 7, 1963 (53 attempts)

Best Free Throw Percentage — 1.000* (19 of 19 vs. Duke, March 3, 1930, 11 of 11 vs. Alabama, Feb. 1, 1934 and vs. Vanderbilt, March 2, 1974; 9 of 9 vs. Mississippi, Jan. 4, 1969; 6 of 6 vs. Alabama, Mar. 4, 1982; 2 of 2 vs. Middle Tennessee, Mar. 11, 1982; 12 of 12 vs. Georgia U., Mar. 13, 1988; 10 of 10 vs. Alabama, Jan. 18, 1989; 13 of 13 vs. Mississippi, Jan. 28, 1989)

Most Rebounds — 108*** vs. Mississippi (H), Feb. 8, 1964

Most Personal Fouls — 41* vs. Ohio U., Jan. 12, 1948
(Conference Play Only — 41* vs. Tennessee, Jan. 21, 1992

Most PF's Both Teams — 75 (Kentucky 32, LaSalle, 43, Dec. 3, 1979)
(Conference Play Only — 71* (Kentucky 37 vs. Auburn 34, Feb. 27, 1954))

Assists — 33 vs. Mt. St. Mary's, 1995

Blocks — 16 vs. Georgia, Feb. 3, 1991

Steals — 23 vs. Miss. State, Jan. 9, 1991; vs. Tenn.-Martin Nov. 26, 1994

* Also Southeastern Conference Record
*** Also Recognized as National Record

General Records

Attendance Highs — One Game — 64,151 (UK vs. Michigan, Final Four, New Orleans Superdome, April 3, 1993)
Home Game — 24,332 (UK vs. Tennessee, Mar. 7, 1992)
Two Consecutive Home Games — 48,487 (UK vs. Alabama, Auburn, Feb. 26, 1991 and Mar. 2, 1991
Complete Season — 709,078 in 36 games, 1991-92
Home Season — 421,012 in 8 games, 1991-92
Home Average — **23,929 (382,869 in 16 games) 1992-93

Last Overtime Game — Mar. 12, 1995 (UK 95, Arkansas 93)
(Last Double Overtime Game — Jan. 31, 1981 (UK 71, Georgia 68) (A)
(Last Triple Overtime Game — Dec. 7, 1957 (UK 85, Temple 83)

Most Overtime Games — Season-Five, 1979 (Won 2, Lost 3)

Overtime All-Time Record — Won 34, Lost 28

Most Players on All-Tournament Team — 5 (1947 All-SEC and 1965 UK Invitational)

Highs And Lows by Opponents
(modern since 1930)

INDIVIDUAL — SINGLE GAME

Most Points — 64 Pete Maravich (LSU) Feb. 21, 1970 at Baton Rouge

Most Rebounds — 30 Jerry Lucas (Ohio State) March 18, 1961 (NCAA)

Most Field Goals — 23 Pete Maravich (LSU) Feb. 21, 1970 at Baton Rouge

Most Free Throws Made — 18 Pete Maravich (LSU) (22 FTA) Feb. 21, 1970 at Baton Rouge

Most Field Goals Attempted — 53 Pete Maravich (LSU) Feb. 22, 1969

Most Free Throws Attempted — 22 Pete Maravich (LSU) Feb. 21, 1970 at Baton Rouge

TEAM — SINGLE GAME

Most Points — 150 Kansas (UK 95) Dec. 9, 1989
Conference Only — 110 (Vanderbilt, UK 94, March 4, 1967)

Most Points, One Half — 80 Kansas (Kentucky 61), Dec. 9, 1989

Fewest Points — 6 Arkansas (Kentucky 75) Jan. 8, 1945
(All-Time Record — 5 Tennessee 1910, Centre 1916, Ky. Wesleyan 1919)

Biggest Victory Margin — 55; Kansas 150, Kentucky 95, Dec. 9, 1989
(All-Time Record — 70; Centre 87, Kentucky 17 in 1910)

Smallest Victory Margin — (42 One-Point Losses since 1930. All-Time, 43 losses)

Most Rebounds — 81 Notre Dame, Dec. 29, 1964
(Rebounds not recorded prior to 1951)

Most Field Goals — 52 Kansas (85 attempts) Dec. 9, 1989
All-Time Record — Same

Fewest Field Goals — 2*** Arkansas State Jan. 8, 1945

Most FG Attempted — 109 Notre Dame (made 51) Dec. 29, 1964
(Field Goal Attempts Not Recorded Prior to 1947)

Most FT Attempted — 59 Tennessee (Made 48), Jan. 21, 1992

Fewest Free Throws Missed — 0 LSU (Made 10), Mar. 7, 1986. Georgia Tech (Made 5) Jan. 21, 1946, Georgia (Made 6) Feb. 19, 1973, and East Tenn. St. (Made 2) Dec. 21, 1984

Best FT Shooting Percentage — (Minimum 15 FTA) 94.1 (16 of 17) by Tennessee (H) Jan. 25, 1995

Best FG Shooting Percentage — 69.2 by Miss. State, Feb. 12, 1962 at Lexington
(First Half — 75 by Georgia (H) Jan. 11, 1971 and Mississippi (H) Jan. 12, 1981)
(Second Half — 87.5*** by Miss State (H) Feb. 12, 1962)

Lowest FG Shooting Percentage — 24.1 Notre Dame, Feb. 14, 1959
(Shooting Percentages Not Recorded Prior to 1947)

Most Personal Fouls — 43 LaSalle, Dec. 2, 1978

* Also Southeastern Conference Record
** Includes 3 SEC Tournament Games
*** Also Recognized as National Record



Rick Robey still holds several UK records, including highest field goal percentage in a season (63.5% in 1977-78).

Rupp Arena Records

Team

	KENTUCKY	OPPONENT
Points in a Game	127 vs. LSU 3-4-95	116, SW Louisiana 12-23-89
Points in a Half	68 (2nd) vs. Eastern Kentucky 12-8-93	67, (2nd) SW Louisiana 12-23-89
Margin of Victory	74 vs. Tenn.-Martin 11-26-94	35, LSU 12-18-87
Field Goals	47 vs. Tenn-Martin 11-26-94	41, SW Louisiana 12-23-89
Field Goals Attempted	103 vs. SW Louisiana 12-23-89	89, SW Louisiana 12-23-89
Field Goal Percentage	72.2 vs. Mississippi State 2-15-86	65.0 Northwestern State 11-22-85
3 Point Goals	20 vs. LSU 3-4-95	10, UNCC — 12-19-87 Vandy — 1-7-89
3 Point Goals Attempted	53 vs. SW Louisiana 12-23-89	31, SW Louisiana 12-23-89
3 Point Goal Percentage	66.7 vs. Mississippi State 1-6-88	71.4, Austin Peay 11-29-86
Free Throws	44 vs. Vandy 1-19-80	41, Arkansas 1-25-92
Free Throws Attempted	56 vs. Mississippi State 2-28-77	49, Arkansas 1-25-92
Free Throw Percentage	96.0 vs. Georgia 1-7-92	100.0, E. Tennessee State 12-21-84
Rebounds	62 vs. Bowling Green 12-17-76	62, SW Louisiana 12-23-89
Assists	32 vs. Mississippi State — 2-15-86 Marshall — 12-27-94	25, Georgia 2-24-85
Turnovers	25 vs. Austin Peay — 11-29-86 West Virginia — 11-20-91	42, Tenn.-Martin 11-26-94
Blocked Shots	16 vs. Georgia 2-3-91	19, Villanova 12-4-82
Steals	23 vs. Mississippi State — 2-3-91 Tenn.-Martin — 11-26-94	19, Villanova 12-4-82
Personal Fouls	35 vs. Auburn 2-4-81	36, Louisiana State 1-25-82

Individual

	KENTUCKY	OPPONENT
Points	40, Derrick Miller 2-7-90	45, David Robinson (Navy) 1-25-87
Field Goals	15, Derrick Miller 2-7-90	17, Freeman Williams (Portland State) 1-16-77
Field Goals Attempted	28, Derrick Miller 2-7-90	40, Freeman Williams (Portland State) 1-16-77
3 Point Goals	8, Derrick Miller 1-20-90	6, Barry Goheen, Vandy 1-17-89 & Keenan Carpenter, Auburn 1-25-89
3 Point Goals Attempted	18, Derrick Miller 12-6-89	11, Keenan Carpenter (Auburn) 1-25-89
Free Throws	18, Dwight Anderson 2-12-79	16, Dan Cross (Florida) 2-18-95
Free Throws Attempted	23, Dwight Anderson 2-12-79	18, Ronnie Williams & Corliss Williams (Florida) 1-17-83/(Arkansas) 2-9-94
Rebounds	20, Chris Mills & Jared Prickett 12-17-88/2-9-94	19, Bernard King (Tenn.) 1-12-77
Assists	15, Travis Ford 12-8-93	11, Spud Webb (North Carolina State) 1-5-85
Blocked Shots	9, Sam Bowie & Andre Riddick 12-21-81/3-14-93	10, David Robinson (Navy) 1-25-87
Steals	7, Reggie Hanson 2-16-91	7, Michael Johnson (Alaska) 12-28-87

Miscellaneous

Win-Loss ..... 257-30 (89.5 %)

Most Combined Points 229
vs. SW Louisiana 12-23-89

Most Wins in a Season 18, 1985-86

Most Losses in a Season 6, 1988-89

Longest Winning Streak 33
(Jan. 29, 1992 to Feb. 9, 1994)

Longest Losing Streak 2
(Feb. 11, 1989 to Feb. 22, 1989) & (Dec. 23, 1989 to Jan. 10, 1990)

Number of 100-Point Games by Kentucky 36

Largest Attendance ..... 24,332 vs. Tenn. 3-7-92

Scoring/Total Points

Points Scored

Game:

53 Dan Issel, UK vs. Ole Miss....1970
51 Cliff Hagan, UK vs. Temple....1954
51 Dan Issel, UK vs. LSU....1970
50 Bob Burrow, UK vs. LSU....1956
47 Dan Issel, UK vs. Alabama....1970
44 Dan Issel, UK vs. Notre Dame....1970
42 Cliff Hagan, UK vs. Tennessee....1952
42 Louie Dampier, UK vs. Vanderbilt....1966
42 Dan Issel, UK vs. Auburn....1970
42 Melvin Turpin, UK vs. Tennessee....1983
42 Melvin Turpin, UK vs. Georgia (SEC)....1984
41 Dan Issel, UK vs. North Carolina....1970
41 Jack Givens, UK vs. Duke....1978
40 Louie Dampier, UK vs. Illinois....1967
40 Dan Issel, UK vs. Georgia....1970
40 Dan Issel, UK vs. Navy....1970
40 Kevin Grevey, UK vs. Georgia....1973
40 Bill Spivey, UK vs. Georgia Tech....1950
40 Bill Spivey, UK vs. Xavier....1951
40 Bob Burrow, UK vs. St. Louis....1956
40 Derrick Miller, UK vs. Vanderbilt....1990

By a Freshman —
31 Jamal Mashburn, Georgia at UK....Feb. 3, 1991
By a Sophomore —
40 Kevin Grevey, UK at Georgia....Feb. 19, 1973
By a Junior —
42 Cliff Hagan, UK vs. Tennessee....Jan. 31, 1952
By a Senior —
53 Dan Issel, UK at Ole Miss....Feb. 7, 1970

Season:

948 Dan Issel....1970
767 Jamal Mashburn....1992
746 Dan Issel....1969
730 Kevin Grevey....1975
721 Kenny Walker....1986
714 Jamal Mashburn....1993
710 Kenny Walker....1985
698 Alex Groza....1949
692 Cliff Hagan....1952
648 Cotton Nash....1964
635 Bill Spivey....1951
609 Rex Chapman....1988

By a Freshman —
464 Rex Chapman....1986-87
By a Sophomore —
767 Jamal Mashburn....1991-92
By a Junior —
746 Dan Issel....1968-69
By a Senior —
948 Dan Issel....1969-70

Career:

2138 Dan Issel....1968-70
2080 Kenny Walker....1983-86
2038 Jack Givens....1975-78
1843 Jamal Mashburn....1990-93
1801 Kevin Grevey....1973-75
1770 Cotton Nash....1962-64
1744 Alex Groza....1945-47, 49
1637 Ed Davender....1984-88
1575 Louie Dampier....1965-67
1535 Mike Casey....1968-70
1517 Ralph Beard....1946-49

Points Per Game

Season:

33.9 Dan Issel (948 in 28 games)....1970
26.6 Dan Issel (746 in 28 games)....1969
24.0 Cliff Hagan (600 in 25 games)....1954
24.0 Cotton Nash (648 in 27 games)....1964
23.6 Kevin Grevey (730 in 31 games)....1975
23.4 Cotton Nash (608 in 26 games)....1962
22.9 Kenny Walker (710 in 31 games)....1985
21.9 Pat Riley (637 in 29 games)....1966
21.9 Kevin Grevey (547 in 25 games)....1974
21.6 Cliff Hagan (692 in 32 games)....1952

Career:

25.8 Dan Issel (2,138 in 83 games)....1968-70
22.7 Cotton Nash (1,770 in 78 games)....1962-64
21.4 Kevin Grevey (1,801 in 84 games)....1973-75
20.1 Bob Burrow (1,023 in 51 games)....1955-56
19.7 Louie Dampier (1,575 in 80 games)....1965-67
19.3 Bill Spivey (1,213 in 63 games)....1950-51
19.2 Cliff Hagan (1,475 in 77 games)....1951-52, 54
18.8 Jamal Mashburn (1,843 in 98 games)....1990-93
18.7 Mike Casey (1,535 in 82 games)....1968-70
18.3 Pat Riley (1,464 in 80 games)....1965-67
17.6 Rex Chapman (1,073 in 61 games)....1986-88
17.3 Johnny Cox (1,461 in 84 games)....1957-59



Dan Issel

All-Time Leading Scorers Varsity Career
(The 1,000 Point Club)

	Player — Position	Years	Points	Games	Average
1.	Dan Issel (C)	3	1968-70	2,138	83	25.7
2.	Kenny Walker (F)	4	1983-86	2,080	132	15.8
3.	Jack Givens (F)	4	1975-78	2,038	123	16.6
4.	Jamal Mashburn	3	1991-93	1,843	98	18.8
5.	Kevin Grevey (F)	3	1973-75	1,801	84	21.4
6.	Cotton Nash (C-F)	3	1962-64	1,770	•78	22.6
7.	Alex Groza (C)	4	1945-47, 49	1,744	120	14.4
8.	Ed Davender (G)	4	1985-88	1,637	129	12.7
9.	Louie Dampier (G)	3	1965-67	1,575	80	19.7
10.	Mike Casey (G)	3	1968-69, 71	1,535	82	18.7
11.	Ralph Beard (G)	4	1946-49	1,517	139	10.8
12.	Melvin Turpin (C)	4	1981-84	1,509	123	12.3
13.	Cliff Hagan (C)	3	1951-52, 54	1,475	77	19.2
14.	Pat Riley (F)	3	1965-67	1,464	80	18.3
15.	Johnny Cox (F)	3	1957-59	1,461	84	17.3
16.	Kyle Macy (G)	3	1978-80	1,411	98	14.4
17.	Winston Bennett (F)	4	1984-88	1,399	133	10.5
18.	Rick Robey (F-C)	4	1975-78	1,395	105	13.3
19.	Mike Phillips (C)	4	1975-78	1,367	120	11.4
20.	Mike Pratt (F)	3	1968-70	1,359	81	16.8
21.	Frank Ramsey (G)	3	1951-52, 54	1,344	91	14.7
22.	Jim Andrews (C)	3	1971-73	1,320	80	16.5
23.	Sam Bowie (C-F)	3	1980-81, 84	1,285	86	14.7
24.	Jim Master (G)	4	1981-84	1,283	121	10.6
25.	John Pelphrey (F)	4	1988-92	1,257	114	11.0
26.	*Tony Delk (G)	3	1993-Present	1,251	97	13.0
27.	Tom Parker (F)	3	1970-72	1,238	80	15.5
28.	Deron Feldhaus (F)	4	1988-92	1,232	124	9.6
29.	Derrick Hord (F)	4	1980-83	1,220	124	9.3
30.	Bill Spivey (C)	2	1950-51	1,213	63	19.3
31.	Rodrick Rhodes (F)	3	1993-95	1,208	99	12.2
32.	Reggie Hanson (C)	4	1988-91	1,167	101	11.6
33.	Derrick Miller (G)	4	1987-90	1,156	105	11.0
34.	Vernon Hatton (G)	3	1956-58	1,153	76	15.1
35.	Wallace Jones (F)	4	1946-49	1,151	127	9.0
36.	Bill Lickert (F-G)	3	1959-61	1,076	73	14.7
37.	Rex Chapman (G)	2	1987-88	1,073	61	17.6
38.	Dirk Minniefield (G)	4	1980-83	1,069	123	8.7
39.	Jim Line (F)	4	1947-50	1,041	#100	—
40.	Bob Burrow (C)	2	1955-56	1,023	51	20.0
41.	Jimmy Dan Conner (F-G)	3	1973-75	1,009	85	11.9
42.	Bobby Watson (G)	3	1950-52	1,001	96	10.4

• Achieved membership in club earliest of any Wildcat, hitting 1,000th point in the 19th game of his second season.
* Active. # No record for number of games played in 1947.

Year-By-Year Scoring/Total Points Leaders

Year	Player	Class	Position	G	Points	Average
1922-23	Carl Riefkin	JR	F	—	133	—
1923-24	Jim McFarland	SO	F	—	157	—
1924-25	Jim McFarland	JR	F	—	143	—
1925-26	Gayle Mohney	JR	G	—	200	—
1926-27	Paul Jenkins	JR	F	—	98	—
1927-28	Cecil Combs	SO	F	—	186	—
1928-29	Stan Milward	SO	C	—	116	—
1929-30	Cecil Combs	SR	F	—	125	—
1930-31	Carey Spicer	SR	F	—	190	—
1931-32	Aggie Sale	JR	F	—	235	—
1932-33	Aggie Sale	SR	F	—	324	—
1933-34	John "Frenchy" De Moisey	SR	C-F	—	212	—
1934-35	Leroy Edwards	SO	C	—	343	—
1935-36	Ralph Carlisle	SO	F	—	241	—
1936-37	Ralph Carlisle	JR	F	—	208	—
1937-38	Joe Hagan	SR	F	—	184	—
1938-39	Fred Curtis	SR	F	—	183	—
1939-40	Mickey Rouse	SR	G	—	175	—
1940-41	Jim King	JR	G	—	151	—
1941-42	Marvin Akers	JR	G	—	190	—
1942-43	Milt Ticco	SR	F	—	233	—
1943-44	Bob Brannum	FR	C	—	254	—
1944-45	Jack Tingle	SO	F	26	293	11.3
1945-46	Jack Parkinson	JR	G	30	339	11.3
1946-47	Alex Groza	SO	C-F	37	393	10.6
1947-48	Ralph Beard	JR	C	38	476	12.5
1948-49	Alex Groza	SR	C	34	698	20.5
1949-50	Bill Spivey	SO	C	30	578	19.3
1950-51	Bill Spivey	JR	C	33	635	19.2
1951-52	Cliff Hagan	JR	C	32	692	21.6
1953-54	Cliff Hagan	SR	C	25	600	24.0
1954-55	Bob Burrow	JR	C	26	495	19.0
1955-56	Bob Burrow	SR	C	25	528	21.1
1956-57	Johnny Cox	SO	F	28	544	19.4
1957-58	Vernon Hatton	SR	G	29	496	17.1
1958-59	Johnny Cox	SR	F	27	485	17.9
1959-60	Billy Ray Lickert	JR	F-G	20	288	14.4
1960-61	Billy Ray Lickert	SR	F-G	28	450	16.0
1961-62	Cotton Nash	SO	C-F	26	608	23.4
1962-63	Cotton Nash	JR	F-C	25	514	20.6
1963-64	Cotton Nash	SR	C-F	27	648	24.0
1964-65	Louie Dampier	SO	G	25	426	17.0
1965-66	Pat Riley	JR	F	29	637	21.9
1966-67	Louie Dampier	SR	G	26	537	20.6
1967-68	Mike Casey	SO	G	27	541	20.1
1968-69	Dan Issel	JR	C	28	746	26.6
1969-70	Dan Issel	SR	C	28	948	33.9
1970-71	Tom Parker	JR	F	28	492	17.6
1971-72	Jim Andrews	JR	C	28	602	21.5
1972-73	Jim Andrews	SR	C	28	562	20.1
1973-74	Kevin Grevey	JR	F	25	547	21.9
1974-75	Kevin Grevey	SR	F	31	730	23.6
1975-76	Jack Givens	SO	F	30	602	20.1
1976-77	Jack Givens	JR	F	30	566	18.9
1977-78	Jack Givens	SR	F	32	578	18.1
1978-79	Kyle Macy	JR	G	31	470	15.2
1979-80	Kyle Macy	SR	G	35	540	15.4
1980-81	Sam Bowie	SO	C	28	488	17.4
1981-82	Derrick Hord	JR	F	30	490	16.3
1982-83	Melvin Turpin	JR	C	31	468	15.1
1983-84	Melvin Turpin	SR	C	34	518	15.2
1984-85	Kenny Walker	JR	F	31	710	22.9
1985-86	Kenny Walker	SR	F	36	721	20.0
1986-87	Rex Chapman	FR	G	29	464	16.0
1987-88	Rex Chapman	SO	G	32	609	19.0
1988-89	LeRon Ellis	SO	C	32	511	16.0
1989-90	Derrick Miller	SR	G	28	538	19.2
1990-91	John Pelphrey	JR	F	28	404	14.4
1991-92	Jamal Mashburn	SO	F	36	767	21.3
1992-93	Jamal Mashburn	JR	F	34	714	21.0
1993-94	Tony Delk	SO	G	34	564	16.6
1994-95	Tony Delk	JR	G	33	551	16.7

Rebounding

Total Rebounds

Game:

34 Bob Burrow, Temple at UK.....Dec. 10, 1955
30 Cotton Nash, Temple at UK .....Dec. 18, 1961
30 Cotton Nash, Mississippi at UK....Feb. 8, 1964
29 Dan Issel, LSU at UK .....Feb. 22, 1969
28 Mike Phillips, Tennessee at UK...Jan. 10, 1976
24 Dan Issel, Florida at UK.....Dec. 4, 19647
24 Dan Issel, Xavier at UK.....Nov. 30, 1968

By a Freshman —
20 Chris Mills, Marshall at UK .....Dec. 17, 1988
By a Sophomore —
30 Cotton Nash, Temple at UK .....Dec. 18, 1961
By a Junior —
29 Dan Issel, LSU at UK .....Feb. 22, 1969
By a Senior —
34 Bob Burrow, Temple at UK.....Dec. 10, 1955

Season:

*567 Bill Spivey 1951
528 Cliff Hagan 1952
459 Bob Burrow.....1955
381 Dan Issel 1969
380 Ed Beck.....1957
369 Dan Issel 1970
365 Johnny Cox 1958
364 Bob Burrow.....1956
348 Jim Andrews.....1973
345 Cotton Nash.....1962

By a Freshman —
Chris Mills, 277 in 1988-89
By a Sophomore —
Cotton Nash, 345 in 1961-62
By a Junior —
Bill Spivey, 567 in 1950-51
By a Senior —
Dan Issel, 369 in 1969-70

Career:

1,078 Dan Issel.....1968-70
1,038 Frank Ramsey.....1951-52, 54
1,035 Cliff Hagan 1951-52, 54
1,004 Johnny Cox.....1957-59
962 Cotton Nash 1962-64
942 Kenny Walker.....1983-86
843 Sam Bowie 1980-81, 84
823 Bob Burrow 1955-56
799 Winston Bennett 1983-88
793 Jack Givens 1975-78
783 Jim Andrews 1971-73
783 Ed Beck 1956-58

*Southeastern Conference Record



Bill Spivey



Bob Burrow

Rebound Average

Season:

17.7 Bob Burrow (459 in 26 games).....1955
17.2 Bill Spivey (567 in 33 games).....1951
16.5 Cliff Hagan (528 in 32 games) 1952
14.6 Bob Burrow (364 in 25 games).....1956
14.0 Ed Beck (380 in 27 games) 1957
13.6 Dan Issel (381 in 28 games).....1969
13.5 Cliff Hagan (338 in 25 games) 1954
13.2 Dan Issel (369 in 28 games).....1970
12.9 Don Mills (323 in 25 games).....1960

By a Freshman —
8.7 Chris Mills (277 in 32 games) 1988-89
By a Sophomore —
13.2 Cotton Nash (345 in 26 games) 1961-62
By a Junior —
17.7 Bob Burrow (459 in 26 games) 1954-55
By a Senior —
14.6 Bob Burrow (364 in 25 games) 1955-56

Career:

16.1 Bob Burrow (822 in 51 games).....1955-56
13.4 Cliff Hagan (1035 in 77 games).....1951-52, 54
12.9 Dan Issel (1072 in 83 games).....1968-70
12.3 Cotton Nash (962 in 78 games).....1962-64
12.0 Johnny Cox (1004 in 84 games).....1957-59
11.4 Frank Ramsey (1038 in 91 games)....1951-52, 54
10.3 Don Mills (669 in 65 games).....1957-59
10.0 Ed Beck (783 in 78 games).....1956-58
9.8 Jim Andrews (783 in 80 games).....1971-73
8.9 Mike Pratt (718 in 81 games) 1968-70

Year-by-Year Rebounding Leaders

Year	Player	Class	Position	Games	Rebounds	Average
1950-51	Bill Spivey	JR	C	33	567	17.2
1951-52	Cliff Hagan	JR	C	32	528	16.5
1953-54	Cliff Hagan	SR	C	25	338	13.5
1954-55	Bob Burrow	JR	C	26	459	17.7
1955-56	Bob Burrow	SR	C	25	364	14.6
1956-57	Ed Beck	JR	C	27	380	14.1
1957-58	Johnny Cox	JR	F	29	365	12.6
1958-59	Johnny Cox	SR	F	27	329	12.2
1959-60	Don Mills	SR	C-F	25	323	12.9
1960-61	Roger Newman	SR	F-G	28	265	9.5
1961-62	Cotton Nash	SO	C-F	26	345	13.2
1962-63	Cotton Nash	JR	F-C	25	300	12.0
1963-64	Cotton Nash	SR	C-F	27	317	11.7
1964-65	John Adams	SR	C	25	214	8.6
1965-66	Pat Riley	JR	F	29	259	8.9
1966-67	Thad Jaracz	JR	C-F	26	215	8.3
1967-68	Dan Issel	SO	C	27	328	12.1
1968-69	Dan Issel	JR	C	28	381	13.6
1969-70	Dan Issel	SR	C	28	369	13.2
1970-71	Tom Payne	SO	C	28	283	10.1
1971-72	Jim Andrews	JR	C	28	315	11.3
1972-73	Jim Andrews	SR	C	28	348	12.4
1973-74	Bob Guyette	JR	C	26	205	7.9
1974-75	Rick Robey	FR	C	31	214	6.9
1975-76	Mike Phillips	SO	C	30	295	9.8
1976-77	Rick Robey	JR	F	30	273	9.1
1977-78	Rick Robey	SR	F	32	261	8.2
1978-79	LaVon Williams	JR	F	31	213	6.9
1979-80	Sam Bowie	FR	C	34	276	8.1
1980-81	Sam Bowie	SO	C	28	254	9.1
1981-82	Melvin Turpin	SO	C	30	212	7.1
1982-83	Melvin Turpin	JR	C	31	195	6.3
1983-84	Sam Bowie	SR	C	34	313	9.2
1984-85	Kenny Walker	JR	F	31	315	10.2
1985-86	Kenny Walker	SR	F	36	276	7.7
1986-87	Richard Madison	JR	F	29	216	7.4
1987-88	Winston Bennett	SR	F	33	258	7.8
1988-89	Chris Mills	FR	F	32	277	8.7
1989-90	Reggie Hanson	JR	F	28	200	7.1
1990-91	Reggie Hanson	SR	C	28	201	7.2
1991-92	Jamal Mashburn	SO	F	36	281	7.8
1992-93	Jamal Mashburn	JR	F	34	284	8.3
1993-94	Jared Prickett	SO	F	33	232	7.0
1994-95	Mark Pope	JR	C	33	271	6.3

Field Goals

Field Goals Made

Game:

23 Dan Issel, UK at Ole Miss ..... Feb. 7, 1970

Season:

369 Dan Issel (667 atts.) 1969-70
303 Kevin Grevey (592 atts.) 1974-75
285 Dan Issel (534 atts.) 1968-69
279 Jamal Mashburn (492 atts.) 1991-92
265 Pat Riley (514 atts.) 1965-66
264 Cliff Hagan (633 atts.) 1951-52
260 Kenny Walker (447 atts.) 1985-86
259 Jamal Mashburn (526 atts.) 1990-93
259 Alex Groza (612 atts.) 1948-49
252 Bill Spivey (632 atts.) 1950-51
249 Louie Dampier (482 atts.) 1965-66
248 Cotton Nash (588 atts.) 1963-64
246 Kenny Walker (440 atts.) 1984-85

By a Freshman —
180 Chris Mills (372 atts.) 1988-89
By a Sophomore —
279 Jamal Mashburn (492 atts.) 1991-92
By a Junior —
285 Dan Issel (534 atts.) 1968-69
By a Senior —
369 Dan Issel (667 atts.) 1969-70

Career:

843 Jack Givens (1,638 atts.) 1975-78
825 Dan Issel (1,591 atts.) 1968-70
771 Kevin Grevey (1,490 atts.) 1973-75
765 Kenny Walker (1,339 atts.) 1983-86
675 Jamal Mashburn (1307 atts.) 1990-93
667 Alex Groza (1,514 atts.) 1947-49
647 Mike Casey (1,341 atts.) 1968-69, 71
645 Cotton Nash (1,548 atts.) 1962-64
639 Louie Dampier (1,259 atts.) 1965-67
626 Melvin Turpin (1,059 atts.) 1981-84
590 Pat Riley (1,257 atts.) 1965-67

Year-by-Year Field Goal Percentage

Year	Player	Class	Position	FGM	FGA	Percentage
1946-47	James Line	FR	G	86	209	41.1
1947-48	Alex Groza	JR	C	200	530	37.7
1948-49	Alex Groza	SR	C	259	612	42.3
1949-50	James Line	SR	F	155	369	42.0
1950-51	Bill Spivey	JR	C	252	632	39.9
1951-52	Cliff Hagan	JR	C	264	633	41.7
1953-54	Cliff Hagan	SR	C	234	514	45.5
1954-55	Bob Burrow	JR	C	198	473	41.9
1955-56	Vernon Hatton	SO	G	123	249	49.4
1956-57	Vernon Hatton	JR	G	112	255	43.9
1957-58	Vernon Hatton	SR	G	192	458	41.9
1958-59	Bennie Coffman	JR	G	110	216	50.9
1959-60	Bill Lickert	JR	F-G	110	274	40.1
1960-61	Bill Lickert	SR	F-G	166	395	42.0
1961-62	Larry Pursiful	SR	G	204	400	51.0
1962-63	Don Rolfes	SO	C	68	134	50.7
1963-64	Larry Conley	SO	F-C	114	231	49.3
1964-65	Louie Dampier	SO	G	171	334	51.2
1965-66	Louie Dampier	JR	G	249	482	51.6
1966-67	Cliff Berger	JR	C	98	176	55.6
1967-68	Mike Casey	SO	G	231	474	48.9
1968-69	Mike Pratt	JR	F	173	321	53.9
1969-70	Dan Issel	SR	C	369	667	55.3
1970-71	Kent Hollenbeck	JR	G	113	212	53.3
1971-72	Jim Andrews	JR	C	236	409	57.7
1972-73	Jim Andrews	SR	C	243	434	56.0
1973-74	Bob Guyette	JR	C	138	248	55.7
1974-75	Rick Robey	FR	C	135	248	54.4
1975-76	Mike Phillips	SO	C	199	367	54.2
1976-77	Rick Robey	JR	F	158	276	57.3
1977-78	Rick Robey	SR	F	167	263	63.5
1978-79	LaVon Williams	JR	F	119	219	54.3
1979-80	Sam Bowie	FR	C	165	311	53.1
1980-81	Dirk Minniefield	SO	G	118	213	55.4
1981-82	Melvin Turpin	SO	C	160	275	58.2
1982-83	Charles Hurt	SR	F	102	162	63.0
1983-84	Melvin Turpin	SR	C	224	378	59.3
1984-85	Kenny Walker	JR	F	246	440	55.9
1985-86	Kenny Walker	SR	F	260	447	58.2
1986-87	Rob Lock	JR	C	91	161	56.5
1987-88	Rob Lock	SR	C	123	219	56.2
1988-89	LeRon Ellis	SO	C	200	385	51.9
1989-90	Reggie Hanson	JR	F	165	332	49.7
1990-91	Deron Feldhaus	JR	F	106	203	52.2
1991-92	Jamal Mashburn	SO	F	279	492	56.7
1992-93	Travis Ford	JR	G	129	245	52.7
1993-94	Andre Riddick	JR	C	117	207	56.5
1994-95	Andre Riddick	SR	C	68	123	55.3

Field Goals Attempted

Game:

42 Bill Spivey, Georgia Tech at UK ..... Feb. 18, 1950

Season:

667 Dan Issel (made 369) 1970
633 Cliff Hagan (made 264) 1952
632 Bill Spivey (made 252) 1951
619 Bill Spivey (made 225) 1950
612 Alex Groza (made 259) 1949
592 Kevin Grevey (made 303) 1975
588 Cotton Nash (made 248) 1964
536 Ralph Beard (made 194) 1948
534 Dan Issel (made 285) 1969
530 Alex Groza (made 200) 1948

By a Freshman —
390 Rex Chapman (made 173) 1986-87
By a Sophomore —
619 Bill Spivey (made 225) 1949-50
By a Junior —
633 Cliff Hagan (made 264) 1951-52
By a Senior —
667 Dan Issel (made 369) 1969-70

Career:

1,638 Jack Givens (made 843) 1975-78
1,597 Ralph Beard (made 606) 1946-49
1,591 Dan Issel (made 825) 1968-70
1,576 Alex Groza (made 667) 1947-49
1,548 Cotton Nash (made 645) 1962-64
1,490 Kevin Grevey (made 771) 1973-75
1,425 Johnny Cox (made 564) 1957-59
1,341 Mike Casy (made 647) 1968-69, 71
1,339 Kenny Walker (made 765) 1983-86
1,335 Cliff Hagan (made 567) 1951-52, 54

Field Goal Percentage (min. 100 made)

Season:

63.5 Rick Robey (167-363) 1977-78
63.0 Charles Hurt (102-162) 1982-83
61.7 Melvin Turpin (192-311) 1982-83
59.3 Melvin Turpin (224-378) 1983-84
58.2 Melvin Turpin (160-275) 1981-82
58.2 Kenny Walker (260-447) 1985-86
57.7 Jim Andrews (236-409) 1971-72
56.7 Jamal Mashburn (279-492) 1991-92
56.5 Andre Riddick (117-207) 1993-94
56.2 Rob Lock (123-219) 1987-88
56.0 Jim Andrews (243-434) 1972-73
55.9 Kenny Walker (246-440) 1984-85

By a Freshman —
54.4 Rick Robey (135-248) 1974-75
By a Sophomore —
58.2 Melvin Turpin (160-275) 1981-82
By a Junior —
61.7 Melvin Turpin (192-311) 1982-83
By a Senior —
63.5 Rick Robey (167-363) 1977-78

Career:

59.3 Charles Hurt (303-511) 1980-83
59.1 Melvin Turpin (626-1059) 1981-84
58.1 Rick Robey (533-917) 1975-78
57.1 Kenny Walker (765-1339) 1983-86
57.0 Andre Riddrick (265-465) 1992-95
56.3 Jim Andrews (543-965) 1971-73
54.9 Mike Phillips (576-1050) 1975-78
53.8 Rob Lock (256-476) 1984-88
52.4 Dirk Minniefield (422-805) 1980-83
52.2 Sam Bowie (483-925) 1980-81, 84
52.1 Kyle Macy (540-1037) 1978-80

Three-Point Field Goals

Three-Pointers Made

Game:

8	Derrick Miller,	UK vs. Kansas	Dec. 9, 1989
		UK vs. North Carolina	Dec. 27, 1989
		UK vs. Tennessee	Jan. 20, 1990

Season:

101	Travis Ford (191 atts.)	1992-93
99	Derrick Miller (289 atts.)	1989-90
95	Tony Delk (254 atts.)	1993-94
77	Tony Delk (197 atts.)	1994-95
68	Rex Chapman (176 atts.)	1986-87
66	Jamal Mashburn (180 atts.)	1992-93
66	Rex Chapman (159 atts.)	1987-88
64	Dale Brown (188 atts.)	1992-93
63	Travis Ford (166 atts.)	1993-94
62	John Pelphrey (164 atts.)	1990-91
58	Jamal Mashburn (132 atts.)	1991-92
55	Richie Farmer (150 atts.)	1991-92
54	Derrick Miller (139 atts.)	1988-89
52	John Pelphrey (144 atts.)	1991-92
48	Deron Feldhaus (128 atts.)	1991-92
46	Jeff Brassow (147 atts.)	1988-89
46	Jeff Brassow (112 atts.)	1993-94
46	Richie Farmer (130 atts.)	1990-91
45	Dale Brown (147 atts.)	1991-92
44	John Pelphrey (120 atts.)	1989-90
39	Rodrick Rhodes (110 atts.)	1994-95
35	Derrick Miller (81 atts.)	1986-87
35	Reggie Hanson (981 atts.)	1989-90

By a Freshman —

68	Rex Chapman (176 atts.)	1986-87

By a Sophomore —

95	Tony Delk (254 atts.)	1993-94

By a Junior —

77	Tony Delk (197 atts.)	1994-95

By a Senior —

99	Derrick Miller (289 atts.)	1989-90

Career:

191	Derrick Miller (533 atts.)	1986-90
190	Travis Ford (427 atts.)	1991-94
190	Tony Delk (502 atts.)	1992-95
160	John Pelphrey (433 atts.)	1988-92
148	Jamal Mashburn (399 atts.)	1992-93
147	Richie Farmer (408 atts.)	1988-92
134	Rex Chapman (335 atts.)	1986-88

Three-Pointers Attempted

Game:

19	Derrick Miller, UK at Kansas	Dec. 9, 1990

Season:

289	Derrick Miller (made 99)	1989-90
254	Tony Delk (made 95)	1993-94
197	Tony Delk (made 77)	1994-95
191	Travis Ford (made 101)	1992-93
188	Dale Brown (made 64)	1992-93
180	Jamal Mashburn (made 66)	1992-93
176	Rex Chapman (made 68)	1986-87
166	Travis Ford (made 63)	1993-94
164	John Pelphrey (made 62)	1990-91
159	Rex Chapman (made 66)	1987-88
150	Richie Farmer (made 55)	1991-92
147	Jeff Brassow (made 46)	1990-91
144	John Pelphrey (made 52	1991-92
139	Derrick Miller (made 54)	1988-89
132	Jamal Mashburn (made 58)	1991-92
130	Richie Farmer (made 46)	1990-91
128	Deron Feldhaus (made 48)	1991-92
117	Rodrick Rhodes (made 32)	1993-94
112	Jeff Brassow (made 46)	1993-94
110	Rodrick Rhodes (made 39)	1994-95

Career:

533	Derrick Miller (made 191)	1986-90
502	Tony Delk (made 190)	1992-95
433	John Pelphrey (made 160)	1988-92
428	Jeff Brassow (made 153)	1989-94
427	Travis Ford (make 190)	1991-94
408	Richie Farmer (made 147)	1988-92
394	Jamal Mashburn (made 148)	1990-93
335	Dale Brown (made 109)	1991-93
335	Rex Chapman (made 134)	1986-88
296	Deron Feldhaus (made 111)	1991-92
147	Reggie Hanson (made 50)	1988-91
131	Ed Davender (made 37)	1984-88

Three-Point Percentage

(MIN. 40 MADE)

Season:

52.9	Travis Ford (101-191)	1992-93
43.9	Jamal Mashburn (58-132)	1991-92
41.5	Rex Chapman (66-159)	1987-88
41.1	Jeff Brassow (46-112)	1993-94
39.1	Tony Delk (77-197)	1994-95
38.8	Derrick Miller (54-139)	1988-89
38.6	Rex Chapman (68-176)	1986-87
38.0	Travis Ford (63-166)	1993-94
37.8	John Pelphrey (62-164)	1990-91
37.5	Deron Feldhaus (48-128)	1991-92
37.4	Tony Delk (95-254)	1993-94
36.7	Jamal Mashburn (66-180)	1992-93
36.7	John Pelphrey (44-120)	1989-90
36.7	Richie Farmer (55-150)	1991-92
35.4	Richie Farmer (46-130)	1990-91
34.3	Derrick Miller (99-289)	1989-90

By a Freshman —

38.6	Rex Chapman (68-176)	1986-87

By a Sophomore —

41.5	Rex Chapman (66-159)	1987-88

By a Junior —

52.9	Travis Ford (101-191)	1992-93

By a Senior —

41.1	Jeff Brassow (46-112)	1993-94

Career:

44.5	Travis Ford (190-427)	1991-94
40.0	Rex Chapman (134-335)	1986-88
37.8	Tony Delk (190-502)	1992-95
37.6	Jamal Mashburn (148-394)	1990-93
37.5	James Blackmon (33-88)	1986-87
37.5	Deron Feldhaus (111-296)	1988-92
37.0	John Pelphrey (160-433)	1988-92
36.0	Richie Farmer (147-408)	1988-92
35.8	Derrick Miller (191-533)	1986-90
35.7	Jeff Brassow (153-428)	1989-94
34.9	Reggie Hanson (50-143)	1988-91

Year-By-Year Three-Point Percentage Leaders

(MIN. 35 MADE)

Year	Player	Class	Pos.	3PTM	3PTA	Pct.
1986-87	Derrick Miller	FR	G	35	81	43.2
1987-88	Rex Chapman	SO	D	66	159	41.5
1988-89	Derrick Miller	JR	G	54	139	38.8
1989-90	John Pelphrey	JR	G-F	44	120	36.7
1990-91	John Pelphrey	JR	G-F	62	164	37.8
1991-92	Jamal Mashburn	SO	F	58	132	43.9
1992-93	Travis Ford	JR	G	101	191	52.9
1993-94	Jeff Brassow	SR	G-F	46	112	41.1
1994-95	Tony Delk	JR	G	77	197	39.1

Free Throws

Free Throws Made

Season:

218	Kenny Walker (284 atts.)	1985
210	Dan Issel (275 atts.)	1970
201	Kenny Walker (263 atts)	1986
180	Alex Groza (248 atts)	1949
176	Dan Issel (232 atts)	1969
167	Rodrick Rhodes (215 atts.)	1994
166	Cotton Nash (236 atts)	1962
164	Cliff Hagan (235 atts)	1952
162	Cotton Nash (236 atts)	1963
152	Cotton Nash (198 atts)	1964
151	Jamal Mashburn (213 atts)	1992

Season:

By a Freshman—

131	Dwight Anderson (182 atts)	1978-79

By a Sophomore—

167	Rodrick Rhodes (215 atts.)	1993-94

By a Junior—

218	Kenny Walker (284 atts)	1984-85

By a Senior—

210	Dan Issel (275 atts)	1969-70

Career:

550	Kenny Walker (733 atts)	1983-86
488	Dan Issel (661 atts)	1968-70
480	Cotton Nash (652 atts)	1962-64
438	Ed Davender (553 atts)	1984-88
410	Alex Groza (548 atts)	1947-49
368	Winston Bennett (516 atts)	1983-88
365	Rodrick Rhodes (480 atts.)	1993-95
352	Jack Givens (441 atts)	1975-78
346	Frank Ramsey (518 atts)	1951-52, 54
345	Jamal Mashburn (495 atts)	1990-93
341	Cliff Hagan (487 atts)	1951-52, 54
333	Johnny Cox (441 atts)	1957-59

Free Throw Attempts

Season:

284	Kenny Walker (made 218)	1985
275	Dan Issel (made 210)	1970
263	Kenny Walker (made 201)	1986
248	Alex Groza (made 180)	1949
236	Cotton Nash (made 162)	1963
235	Cliff Hagan (made 164)	1952
232	Dan Issel (made 176)	1969
218	Cotton Nash (made 166)	1962
215	Rodrick Rhodes (made 167)	1994
214	Frank Ramsey (made 139)	1952
213	Jamal Mashburn (made 151)	1992
211	Bill Spivey (made 131)	1951

Season:

By a Freshman—

182	Dwight Anderson (made 131)	1978-79

By a Sophomore—

218	Cotton Nash (made 166)	1961-62

By a Junior—

284	Kenny Walker (made 218)	1984-85

By a Senior—

	Dan Issel (made 210)	1969-70

Career:

733	Kenny Walker (made 550)	1983-86
661	Dan Issel (made 448)	1968-70
652	Cotton Nash (made 480)	1962-64
553	Ed Davender (made 438)	1984-88
548	Alex Groza (made 369)	1947-49
518	Frank Ramsey (made 346)	1951-52, 54
516	Winston Bennett (made 368)	1983-88
495	Jamal Mashburn (made 345)	1990-93
489	Ralph Beard (made 305)	1945-49
487	Cliff Hagan (made 341)	1951-52, 54
480	Rodrick Rhodes (made 365)	1993-95
455	Rick Robey (made 329)	1975-78
441	Jack Givens (made 352)	1975-78

Free Throw Percentage

Season: (Min. 40 made)

*91.2	Travis Ford (103-113)	1993-94
*91.2	Kyle Macy (104-114)	1980
89.6	Jim Master (95-106)	1982
89.2	Kyle Macy (115-129)	1978
88.3	Gimel Martinez (68-77)	1992
88.2	Kent Hollenbeck (82-93)	1971
88.1	Bennie Coffman (67-76)	1960
87.5	Ronnie Lyons (70-0)	1972
87.3	Dirk Minniefield (55-63)	1981
87.1	Ed Davender (149-171)	1987-88
86.8	Kyle Macy (112-129)	1979
85.5	Scotty Baesler (59-69)	1963

Season:

By a Freshman–

85.7	Jim Master (48-56)	1980-81

By a Sophomore—

89.6	Jim Master (95-106)	1981-82

By a Junior—

88.1	Travis Ford (104-118)	1992-93

By a Senior—

91.2	Kyle Macy (104-114)	1979-80
91.2	Travis Ford (103-113)	1993-94

Career: (min. 200 atts.)

*89.0	Kyle Macy (331-372)	1978-80
88.2	Travis Ford (239-271)	1993-94
88.2	Travis Ford (239-271)	1993-94
84.9	Jim Master (259-305)	1981-84
83.8	Richie Farmer (207-247)	1988-92
83.4	Louie Dampier (297-356)	1965-67
80.0	Tom Parker (180-225)	1970-72
79.8	Jack Givens (352-441)	1975-78
79.2	Ed Davender (438-553)	1984-88
78.5	Mike Casey (241-307)	1968-69, 71
77.8	Kevin Grevey (259-333)	1973-75
77.3	Dirk Minniefield (225-291)	1980-83
76.5	John Pelphrey (293-383)	1988-92
76.0	Rodrick Rhodes (365-480)	1993-95
75.8	Derrick Hord (270-356)	1980-83

*Also Southeastern Conference Record

Year-By-Year Free Throw Leaders
(minimum 50 attempts)

Year	Player	Class	POS	FT	FTA	Pct.
1945-46	Wilbur Schu	SR	G	58	82	70.7
1946-47	Kenneth Rollins	JR	G	86	107	80.3
1947-48	Kenneth Rollins	JR	G	67	92	72.8
1948-49	Alex Groza	SR	C	180	248	72.5
1949-50	Bill Spivey	SO	C	128	176	72.7
1950-51	Shelby Linville	JR	F	53	70	75.7
1951-52	Cliff Hagan	JR	C	164	235	69.7
1953-54	Bill Evans	JR	F	49	63	77.8
1954-55	Bill Evans	SR	F	81	109	74.3
1955-56	Bob Burrow	SR	C	114	171	66.7
	Vernon Hatton	SO	G	100	150	66.7
1956-57	Johnny Cox	SO	F	138	180	76.6
1957-58	Vernon Hatton	SR	G	112	144	77.7
1958-59	Don Mills	JR	C	101	122	82.7
1959-60	Bennie Coffman	SR	G	67	76	88.1
1960-61	Larry Purciful	JR	G	99	118	83.8
1961-62	Larry Purciful	SR	G	89	109	81.6
1962-63	Scotty Baesler	SR	G	59	69	85.5
1963-64	Terry Mobley	JR	G	43	56	76.7
1964-65	Louie Dampier	SO	G	84	100	84.0
1965-66	Tommy Kron	SR	G	57	67	85.1
1966-67	Louie Dampier	SR	G	99	119	83.1
1967-68	Mike Casey	SO	G	79	96	82.3
1968-69	Dan Issel	JR	C	176	232	75.9
1969-70	Dan Issel	SR	C	210	275	76.4
1970-71	Kent Hollenbeck	JR	G	82	93	88.2
1971-72	Ronnie Lyons	SO	G	70	80	87.5
1972-73	Mike Flynn	SO	G	55	75	73.3
1973-74	Kevin Grevey	JR	F	83	100	83.0
1974-75	Rick Robey	FR	C	51	63	81.0
1975-76	Jack Givens	SO	F	116	140	82.9
1976-77	Jack Givens	JR	F	94	113	83.2
1977-78	Kyle Macy	SO	G	115	129	89.2
1978-79	Kyle Macy	JR	G	112	129	86.8
1979-80	Kyle Macy	SR	G	104	114	91.2
1980-81	Dirk Minniefield	SO	G	55	63	87.3
1981-82	Jim Master	SO	G	95	106	89.6
1982-83	Derrick Hord	SR	F	65	79	82.3
1983-84	Jim Master	SR	G	60	74	81.1
1984-85	Kenny Walker	JR	F	218	284	76.8
1985-86	Ed Davender	SO	G	104	131	79.4
1986-87	Ed Davender	JR	G	107	145	73.8
1987-88	Ed Davender	SR	G	149	171	87.1
1988-89	Reggie Hanson	SO	F	57	76	75.0
1989-90	Richie Farmer	SO	G	50	59	84.7
1990-91	Richie Farmer	JR	G	64	76	84.2
1991-92	Gimel Martinez	SO	C	68	77	88.3
1992-93	Travis Ford	JR	G	104	118	88.1
1993-94	Travis Ford	SR	G	103	113	91.2
1994-95	Anthony Epps	SO	G	58	80	85.0

Assists

Game:

15	Travis Ford, UK vs. Eastern Kentucky, Dec. 8, 1993	
14	Dirk Minniefield, Villanova vs. UK, December 4, 1982	
14	Dickey Beal, UK vs. Brigham Young, March 17, 1984	

Season:

232	Roger Harden	1986
193	Travis Ford	1994
188	Dirk Minniefield	1982
181	Dirk Minniefield	1983
178	Kyle Macy	1978
167	Sean Woods	1992
166	Travis Ford	1993
164	Sean Woods	1990
163	Kyle Macy	1980
151	Sean Woods	1991
151	Dirk Minniefield	1981
146	Sean Sutton	1988
145	John Pelphrey	1992
143	Larry Johnson	1977
142	Roger Harden	1985
138	Anthony Epps	1995
133	Dickey Beal	1984
131	Ed Davender	1988
129	Kyle Macy	1979
129	Mike Casey	1969

Season:

By a Freshman—

126	Dirk Minniefield	1979-80

By a Sophomore—

178	Kyle Macy	1977-78

By a Junior—

188	Dirk Minniefield	1981-82

By a Senior—

232	Roger Harden	1985-86

Career:

646	Dirk Minniefield	1980-83
498	Roger Harden	1983-86
482	Sean Woods	1988-92
470	Kyle Macy	1978-80
436	Ed Davender	1984-88
428	Travis Ford	1991-94
327	John Pelphrey	1988-92
319	Larry Johnson	1974-77
301	Dickey Beal	1981-84
293	Larry Conley	1963-66
275	Rodrick Rhodes	1993-95
270	Jack Givens	1975-78
264	Jimmy Dan Conner	1973-75
264	Jim Master	1981-84
260	Mike Casey	1968-69-71

Note: Records kept since 1961-62 season



Former UK Wildcat Roger Hardin set the single-season record for most assists when he tallied 232 in 1986. He helped guide the Cats to an SEC title and a Final Eight finish in the NCAA Tournament

Year-by-Year Assists Leaders

Year	Player	Class	POS	G	Asst.	Average
1961-62	Scotty Baesler	JR	G	26	112	4.3
1962-63	Cotton Nash	JR	F-C	25	66	2.6
1963-64	Larry Conley	SO	F-C	27	112	4.2
1964-65	Larry Conley	JR	F-C	25	81	3.2
1965-66	Larry Conley	SR	F	29	100	3.4
1966-67	Pat Riley	SR	F	26	68	2.6
1967-68	Mike Pratt	SO	F	27	82	3.0
1968-69	Mike Casey	JR	G	28	129	4.6
1969-70	Mike Pratt	SR	F	28	99	3.5
1970-71	Larry Steele	SR	F	24	93	3.9
1971-72	Stan Key	SR	G	28	89	3.2
1972-73	Jimmy Dan Conner	SO	G	28	83	3.0
1973-74	Mike Flynn	JR	G	26	83	3.2
1974-75	Jimmy Dan Conner	SR	G	31	106	3.4
	Mike Flynn	SR	G	31	106	3.4
1975-76	Larry Johnson	JR	G	30	98	3.3
1976-77	Larry Johnson	SR	G	30	143	4.8
1977-78	Kyle Macy	SO	G	32	178	5.6
1978-79	Kyle Macy	JR	G	31	129	4.2
1979-80	Kyle Macy	SR	G	35	163	4.7
1980-81	Dirk Minniefield	SO	G	28	151	5.4
1981-82	Dirk Minniefield	JR	G	30	188	6.3
1982-83	Dirk Minniefield	SR	G	31	181	5.8
1983-84	Dickey Beal	SR	G	30	133	4.4
1984-85	Roger Harden	JR	G	30	142	4.7
1985-86	Roger Harden	SR	G	36	232	6.4
1986-87	Rex Chapman	FR	G	29	103	3.6
1987-88	Ed Davender	SR	G	33	131	4.0
1988-89	Sean Sutton	SO	G	31	146	4.7
1989-90	Sean Woods	SO	G	28	164	5.9
1990-91	Sean Woods	JR	G	27	151	5.6
1991-92	Sean Woods	SR	G	36	167	4.6
1992-93	Travis Ford	JR	G	34	166	4.9
1993-94	Travis Ford	SR	G	33	193	5.8
1994-95	Anthony Epps	SO	G	33	138	4.2

Attendance

Largest Rupp Arena Crowds

College

No.	Att.	Date	Opponent
1.	24,332	March 7, 1992	Tennessee (99-88, W)
2.	24,327	Nov. 27, 1993	Louisville (78-70, W)
3.	24,326	Feb. 9, 1994	Arkansas (82-90, L)
4.	24,325	March 4, 1995	LSU (127-80, W)
5.	24,324	Jan. 25, 1992	Arkansas (88-105, L)
6.	24,320	Feb. 18, 1995	Florida (87-77, W)
7.	24,310	March 2, 1991	Auburn (114-93, W)
8.	24,307	March 2, 1994	Florida (80-77, W)
9.	24,305	Jan. 9, 1993	Tennessee (84-70, W)
10.	24,301	Feb. 15, 1990	LSU (100-95, W)
11.	24,299	Feb. 6, 1993	Vanderbilt (82-67, W)
12.	24,295	Dec. 28, 1991	Louisville (103-89, W)
13.	24,288	Jan. 14, 1989	LSU (62-64, L)
14.	24,245	Jan. 20, 1990	Tennessee (95-83, W)
15.	24,242	Feb. 13, 1991	Tennessee (85-74, W)
16.	24,225	Jan. 26, 1993	LSU (105-67, W)
17.	24,212	Nov. 30, 1994	Ohio (79-74, W)
18.	24,210	Jan. 5, 1991	LSU (93-80, W)
19.	24,205	Jan. 30, 1993	Florida (71-48, W)
20.	24,203	Dec. 7, 1985	Indiana (63-58, W)

High School

No.	Att.	Date	Game(s)
1.	24,041	March 27, 1987	LaRue Co. vs. Clay Co. Madison Central vs. Oldham Co.
2.	23,275	March 16, 1991	Lou. Fairdale vs. Lex. Tates Creek
3.	22,175	March 20, 1993	Marion Co. vs. Paul Dunbar
4.	20,904	March 26, 1982	Laurel Co. vs. Oldham Co. Virgie vs. Mason Co.
5.	20,764	March 21, 1981	Simon Kenton vs. Mason Co.
6.	20,645	March 15, 1995	Scott Co. vs. Breckinridge Co. St. Xavier vs. Marshall Co.
7.	20,325	March 15, 1991	Pad. Tilghman vs. Lex. Tates Creek North Hardin vs. Cov. Holy Cross
8.	20,310	March 26, 1987	Madison Central vs. Warren Co. Oldham Co. vs. Hazard
9.	19,570	March 25, 1982	Mason Co. vs. Middlesboro
10.	19,560	March 13, 1991	Lex. Tates Creek vs. Scott Co. Lou. Ballard vs. Paducah Tilghman



Rupp Arena, one of the largest built-for-basketball gymnasiums in the nation, had four crowds during the 1994-95 season that topped 24,000 fans.

Largest Crowds At Any UK Game

No.	Att.	Arena	Date	Game/Score
1.	64,151	Superdome, New Orleans	April 3, 1993	Michigan 81, UK 78
2.	45,217	Hoosier Dome, Indianapolis	Dec. 3, 1988	Notre Dame 81, UK 65
3.	43,601	Hoosier Dome, Indianapolis	Dec. 5, 1987	UK 82, Indiana 76
4.	40,128	Hoosier Dome, Indianapolis	Dec. 2, 1989	Indiana 71, UK 69
5.	38,471	Kingdome, Seattle	March 31, 1984	Georgetown 53, UK 40
6.	38,197	Hoosier Dome, Indianapolis	Dec. 4, 1993	Indiana 96, UK 84
7.	38,043	Hoosier Dome, Indianapolis	Dec. 8, 1991	UK 98, Notre Dame 90
8.	34,704	Hoosier Dome, Indianapolis	Dec. 7, 1992	UK 76, Indiana 74
9.	31,560	Carrier Dome, Syracuse, N.Y.	Feb. 12, 1994	Syracuse 93, UK 85
10.	30,695	Carrier Dome, Syracuse, N.Y.	Feb. 26, 1989	Syracuse 89, UK 73

Streaks/Overtime Games

All-Time Winning Streaks
Overall

No.	Began	Ended
32	Dec. 5, 1953 vs. Temple (H) 86-59	Jan. 8, 1955 vs. Georgia Tech (H) 58-59
26	Jan. 28, 1946 vs. Georgia Tech (H) 54-26	Dec. 30, 1946 vs. Oklahoma A&M (N) 31-37
25	Feb. 27, 1965 vs. Tennessee (H) 61-60	March 5, 1966 vs. Tennessee (A) 62-69
24	Feb. 6, 1933 vs. Mexico (H) 81-22	Feb. 24, 1934 vs. Florida (N) 32-38
23	Jan. 2, 1952 vs. Mississippi (H) 116-58	Mar. 22, 1952 vs. St. John's (N) 57-64
21	Jan. 11, 1949 vs. Bowling Green (N) 63-61	Mar. 31, 1949 vs. Loyola, Chicago (N) 56-67
21	Dec. 30, 1950 vs. Syracuse (N) 69-59	Mar. 3, 1951 vs. Vanderbilt (N) 57-61
18	Feb. 5, 1948 vs. Alabama (A) 41-31	Mar. 31, 1948 vs. Phillips Oilers (N) 49-53
16	Mar. 1, 1958 vs. Tennessee (A) 77-66	Jan. 6, 1959 vs. Vanderbilt (A) 66-75
16	Dec. 11, 1961 vs. St. Louis (H) 86-77	Feb. 12, 1962 vs. Miss. State (H) 44-49
16	Mar. 15, 1969 vs. Miami Ohio (N) 72-71	Jan. 31, 1970 vs. Vanderbilt (A) 81-87
16	Feb. 21, 1976 vs. Florida (H) 96-89	Dec. 18, 1976 vs. Utah (H) 68-70
16	Feb. 13, 1978 vs. Mississippi (A) 64-52	Dec. 16, 1978 vs, Indiana (A) 67-68

Homecourt Streaks

No.	Began	Ended
129	Jan. 4, 1943 vs. Ft. Knox 64-30	Jan. 8, 1955 vs. Georgia Tech 58-59
39	Jan. 10, 1933 vs. South Carolina 44-36	Feb. 22, 1936 vs. Creighton 29-31
33	Jan. 29, 1992 vs. Ole Miss 96-78	Feb. 9, 1994 vs Arkansas 82-90
30	Dec. 1, 1980 vs. East Tennessee 62-57	Mar. 6, 1982 vs. Alabama 46-48
28	Dec. 21, 1957 vs. Minnesota 78-58	Dec. 19, 1959 vs. West Virginia 70-79
28	Dec. 20, 1968 vs. Michigan 112-104	Dec. 19, 1970 vs. Purdue 83-89
27	Jan. 11, 1930 vs. Creighton 25-21	Feb. 20, 1932 vs. Vanderbilt 31-32
26	Jan. 22, 1977 vs. LSU 87-72	Dec. 22, 1978 vs. Texas A&M 69-73
24	Feb. 28, 1985 vs. Tennessee 92-647	Jan. 7, 1987 vs. Alabama 55-69
23	Jan. 17, 1983 vs. Florida 70-63	Dec. 4, 1984 vs. SMU 54-56
22	Jan. 10, 1990 vs. Florida 89-81	Nov. 22, 1991 vs. Pittsburgh 67-85

Biggest Wins

Margin	Opponent (Site)	Score	Date
77	Georgia (Louisville)	143-66	Feb. 27, 1956
74	Tennessee-Martin (H)	124-50	Nov. 26, 1994
72	Wabash (H)	96-24	Dec. 28, 1946
72	Western Ontario (H)	90-18	Dec. 10, 1949
69	Oglethorpe (H)	81-12	Dec. 13, 1934
69	Arkansas State (H)	75-6	Jan. 8, 1945
69	Vanderbilt (Louisville)	98-29	Feb. 27, 1947
66	Auburn (Louisville)	84-18	Feb. 28, 1947
65	Texas A&M (H)	83-18	Dec. 14, 1946
61	Tennessee (H)	101-40	March 12, 1993
59	Mexico U. (H)	81-22	Feb. 6, 1933
58	Mississippi (Owensboro)	116-58	Jan. 2, 1952

Biggest Losses

Margin	Opponent (Site)	Score	Date
70	Central (A)	17-87	Jan. 28, 1910
55	Kansas (A)	95-150	Dec. 9, 1989
47	Wabash (A)	10-57	Jan. 6, 1925
42	Central (A)	9-51	Mar. 11, 1910
41	Rose Poly (A)	11-52	Feb. 10, 1910
39	City College of New York (N)	50-89	Mar. 14, 1950
38	Cincinnati (H)	10-48	Dec. 18, 1926
37	Christ Church, Cin. (A)	17-54	Feb. 15, 1906
35	Louisiana State (H)	41-76	Jan. 18, 1987
32	Georgia Tech (A)	16-48	Jan. 22, 1927
30	Cincinnati (A)	17-47	Feb. 7, 1910
30	Maryland (A)	7-37	Jan. 19, 1928
30	Vanderbilt (A)	51-81	Feb. 8, 1989

Overtime Games

Year	Opponent	Result	
1909-10	Kentucky Wesleyan	W	14-12*
1917-18	Centre	W	22-20***
1919-20	Centre	L	18-20*
1928-29	Miami, Ohio	W	43-42***
1929-30	Tennessee	L	24-29*
	Washington & Lee	W	28-26*
1930-31	Tennessee	W	36-32*
1938-39	Tennessee	W	36-34**
1944-45	Ohio State	W	53-48*
	Long Island	W	62-52*
	Notre Dame	L	58-59*
1949-50	Villanova	W	57-56*
1950-51	St. Louis	L	42-43*
1957-58	Temple	W	85-83***
	Alabama	W	45-43*
1958-59	Maryland	W	58-56*
1959-60	Kansas	W	77-72*
1960-61	St. Louis	L	72-74*
1962-63	Georgia Tech	L	85-86**
	Tennessee	L	69-78*
1965-66	Georgia	W	69-65**
1966-67	Illinois	L	97-98*
	Vanderbilt	L	89-91*
	Tennessee	L	50-52**
	Mississippi State	L	72-77*
1968-69	Alabama	W	83-70*
1970-71	Indiana	W	95-93*
1971-72	Indiana	L	89-90**
	Vanderbilt	W	85-80*
1972-73	Mississippi State	W	100-87*
	Austin Peay	W	106-100*
1973-74	Auburn	L	97-99*
1975-76	Indiana	L	68-77*
	Tennessee	L	88-90*
	Auburn	L	84-91*
	Mississippi State	W	94-93*
1976-77	Georgia	W	64-59*
	Tennessee	L	67-71*
1977-78	LSU	L	94-95*
1978-79	Kansas	W	67-66*
	Indiana	L	67-68*
	Auburn	W	86-83*
	Tennessee	L	69-75*
	Clemson	L	67-68*
1979-80	Duke	L	76-82*
	Georgia	W	56-49*
	Louisiana State	W	76-74*
1980-81	Georgia	W	71-68**
1981-82	Kansas	W	77-74*
	Notre Dame	W	34-28*
	Auburn	L	81-83*
1982-83	Mississippi State	W	59-53*
	Vanderbilt	W	82-77*
	Louisville	L	68-80*
1984-85	Auburn	W	49-47*
1986-87	Tennessee	W	91-84*
1987-88	Indiana	W	82-76*
1989-90	Southwestern Louisiana	L	113-116*
1991-92	Duke	L	103-104*
1992-93	Michigan	L	78-81*
1993-94	Georgia	L	90-94*
1994-95	Arkansas	W	95-93*
TOTAL	62 GAMES	34-28	

* One Overtime ** Two Overtimes *** Three Overtimes

Year-By-Year Team Statistics

	G	FGM	FGA	Pct.	3PM	3PA	Pct.	FTM	FTA	Pct.	REB	Avg.	PF	D	A	BS	ST	PTS	Avg.
1945-46																			
UK	30	725						371	613	60.5			469					1821	60.7
Opponents	30														1198	39.9			
1946-47																			
UK	37	101	3232	31.5				500	781	64.0			682					2536	68.5
Opponents	37														1416	38.3			
1947-48																			
UK	39	1082	3465	31.2				526	841	62.5			764					2690	69.0
Opponents	39			23.2											1730	44.4			
1948-49																			
UK	34	903	2756	32.8				514	728	70.6			636					2320	68.2
Opponents	34	538	2216	24.3				454	756	60.1			635					1530	45.0
1949-50																			
UK	30	823	2485	33.1				443	673	65.8			604					2089	69.6
Opponents	30	625	2270	27.5				446	725	61.5			558					1696	56.5
1950-51																			
UK	34	1029	3013	34.2				482	744	64.8	2109	62.0	648		471			2540	74.7
Opponents	34	656	2422	27.0				471	786	59.9	1357	39.9	623		265			1783	52.4
1951-52																			
UK	32	1043	2829	36.9				549	865	63.5	1817	56.8	707		497			2635	82.3
Opponents	32	658	2219	29.7				458	786	58.3	1164	36.4	731		188			1774	55.4
1952-53																			
No Schedule (Under Suspension by NCAA)																			
1953-54																			
UK	25	829	2162	38.3				529	780	67.8	1318	52.7	582	35				2187	87.5
Opponents	25	481	1574	30.6				546	872	62.6	851	34.0	500	27				1508	60.3
1954-55																			
UK	26	781	2123	36.8				425	675	63.0	1680	64.6	481					1987	76.4
Opponents	26	527	1741	30.3				534	824	64.8	1120	43.1	400					1588	61.1
1955-56																			
UK	26	826	2078	41.5				473	729	64.9	1502	57.8	490					2197	84.5
Opponents	26	628	1750	35.9				546	828	65.9	1094	42.1	548					1802	69.3
1956-57																			
UK	28	889	2191	40.6				579	829	69.8	1550	55.4	524					2357	84.2
Opponents	28	673	1971	34.1				607	883	68.7	1109	39.6	478					1953	69.8
1957-58																			
UK	29	832	2223	37.3				502	680	73.8	1562	53.9	474					2166	74.7
Opponents	29	690	1945	35.5				437	635	68.8	1227	42.3	494					1817	62.7
1958-59																			
UK	27	778	1922	40.5				570	758	75.2	1361	50.4	513					2126	78.7
Opponents	27	623	1687	36.9				491	720	68.2	1117	41.4	539					1737	64.3
1959-60																			
UK	25	667	1741	38.3				504	700	72.0	1317	52.7	502					1838	73.5
Opponents	25	559	1547	36.1				524	725	72.3	1142	45.7	509					1642	65.7
1960-61																			
UK	28	726	1928	37.7				575	793	72.5	1438	51.4	551					2027	72.4
Opponents	28	663	1665	39.8				532	781	68.1	1233	44.0	546					1858	66.4
1961-62																			
UK	26	822	1895	43.4				497	666	74.6	1399	53.8	483	16	343			2141	82.3
Opponents	26	637	1733	36.8				430	623	69.0	1090	41.9	476	18	168			1704	65.5
1962-63																			
UK	25	724	1786	40.5				445	638	69.7	1284	51.4	461	13	237			1893	75.7
Opponents	25	640	1568	40.8				417	611	68.2	1093	43.7	472	26	119			1697	67.9
1963-64																			
UK	27	936	2096	44.7				454	605	75.0	1355	50.2	520	20	396			2326	86.1
Opponents	27	727	1839	39.5				500	700	71.4	1268	47.0	482	15	141			1954	72.4
1964-65																			
UK	25	796	1771	49.4				517	675	76.6	1103	44.1	504	27	260			2109	84.4
Opponents	25	729	1643	44.4				456	659	69.2	1147	45.9	526	22	153			1914	76.6
1965-66																			
UK	29	1017	2079	48.9				485	648	74.8	1368	47.2	539	18	293			2519	86.9
Opponents	29	770	1916	40.2				488	690	70.7	1205	41.6	515	17	120			2028	69.9
1966-67																			
UK	26	861	1760	48.9				429	559	76.7	1071	41.2	508	21	270			2151	82.7
Opponents	26	775	1698	45.6				462	675	68.4	1105	42.5	430	11	152			2012	77.4
1967-68																			
UK	27	979	2082	47.0				442	624	70.8	1333	49.4	493	7	331			2400	88.9
Opponents	27	831	1903	43.7				443	630	70.3	1212	44.9	518	17	200			2103	77.9
1968-69																			
UK	28	1015	2071	49.0				512	688	74.4	1374	49.1	528	16	499			2542	90.8
Opponents	28	864	1944	44.4				469	685	68.5	1154	41.5	513	17	233			2199	78.5
1969-70																			
UK	28	1099	2205	49.8				511	686	74.5	1390	49.6	548	16	432			2709	96.8
Opponents	28	860	1898	45.3				534	740	72.2	1135	40.5	513	18	215			2254	80.5
1970-71																			
UK	28	1077	2129	50.6				516	688	75.0	1340	47.9	556	13	425			2670	95.4
Opponents	28	915	2080	44.0				543	739	73.5	1245	44.5	537	18	250			2373	84.8

Year-By-Year Team Statistics

	G	FGM	FGA	Pct.	3PM	3PA	Pct.	FTM	FTA	Pct.	REB	Avg.	PF	D	A	BS	ST	PTS	Avg.
1971-72																			
UK	28	916	1866	49.1				479	655	73.1	1214	43.4	481	20	392			2311	82.5
Opponents	28	839	1883	44.6				415	630	65.9	1171	41.8	505	15	275			2093	74.8
1972-73																			
UK	28	1002	2070	48.4				337	484	69.6	1292	46.1	536	18	396			2341	83.6
Opponents	28	888	1978	45.0				322	491	65.6	1182	42.2	540	24	308			2098	74.9
1973-74																			
UK	26	845	1699	49.7				348	481	72.3	991	38.1	521	17	324			2038	78.4
Opponents	26	835	1743	47.9				317	455	69.7	990	38.1	523	20	306			1987	76.4
1974-75																			
UK	31	1197	2412	49.6				464	664	69.9	1442	46.5	767	27	479			2858	92.2
Opponents	31	925	2096	44.1				584	828	70.5	1274	41.1	633	20	367			2434	78.5
1975-76																			
UK	30	981	2027	48.4				453	637	71.1	1250	41.7	632	25	394			2415	80.5
Opponents	30	938	1998	46.9				469	667	70.3	1098	36.6	625	27	353			2345	78.2
1976-77																			
UK	30	1009	2015	50.1				491	697	70.5	1249	41.6	648	15	513			2509	83.6
Opponents	30	818	1828	44.9				434	608	71.4	1036	34.5	682	38	432			2070	69.1
1977-78																			
UK	32	1040	1922	54.1				613	808	75.9	1171	36.6	733	18	554			2693	84.2
Opponents	32	878	1889	46.5				478	718	66.6	1000	31.3	756	50	512			2234	69.8
1978-79																			
UK	31	890	1799	49.5				666	858	77.6	1034	33.4	715	30	392	59	208	2446	78.9
Opponents	31	886	1788	49.6				508	719	70.7	995	32.1	838	53	435	90	191	2280	73.6
1979-80																			
UK	35	1038	2022	51.3				609	802	75.9	1265	36.1	755	32	538	125	216	2685	76.7
Opponents	35	880	1971	44.7				563	794	70.9	1052	30.1	753	33	440	77	242	2323	66.4
1980-81																			
UK	28	781	1602	48.8				478	664	72.0	995	35.5	616	22	402	122	143	2040	72.9
Opponents	28	651	1494	43.6				458	640	71.6	899	32.1	616	20	333	48	154	1760	62.9
1981-82																			
UK	30	827	1618	51.1				545	727	75.0	940	31.3	571	15	460	86	171	2199	73.3
Opponents	30	786	1681	46.8				421	604	69.7	926	30.9	639	36	439	86	176	1991	66.4
1982-83																			
UK	31	869	1564	55.6				448	625	71.7	959	30.9	544	10	499	124	168	2186	70.5
Opponents	31	776	1788	43.4				385	560	68.8	950	30.6	616	28	415	63	277	1937	62.5
1983-84																			
UK	34	900	1749	51.5				518	721	71.8	1157	34.0	618	13	562	158	176	2318	68.2
Opponents	34	796	1894	42.0				383	576	66.5	1024	30.1	696	32	438	61	199	1975	58.1
1984-85																			
UK	31	773	1693	45.7				491	680	72.2	1035	33.4	600	23	441	78	174	2037	65.7
Opponents	31	785	1661	47.3				406	579	70.1	984	31.7	638	19	474	60	179	1918	61.8
1985-86																			
UK	36	1030	2003	51.4				606	841	72.1	1191	33.1	642	12	612	97	280	2666	74.1
Opponents	36	886	1914	46.3				432	602	71.8	1031	28.6	759	28	442	86	192	2210	61.4
1986-87																			
UK	29	747	1597	46.8	152	409	37.2	319	509	62.7	903	31.1	531	16	387	77	206	1965	67.8
Opponents	29	737	1550	47.5	83	228	36.4	387	545	71.0	963	33.2	532	23	381	72	183	1944	67.0
1987-88																			
UK	33	963	1971	48.9	98	269	36.4	604	797	75.8	1163	35.2	529	11	502	104	246	2628	79.6
Opponents	33	883	1947	45.4	138	389	35.5	365	508	71.9	1049	31.8	673	23	454	68	198	2269	68.8
1988-89																			
UK	32	856	1791	47.8	108	302	35.8	400	575	59.6	1056	33.0	596	22	499	110	228	2220	69.4
Opponents	32	849	1833	46.3	167	478	34.9	451	645	69.9	1079	33.7	569	15	480	69	264	2316	72.4
1989-90																			
UK	28	868	1978	43.9	281	810	34.7	470	644	73.0	996	35.6	664	25	489	104	309	2487	88.8
Opponents	28	868	1763	49.2	167	436	38.3	558	782	71.4	1211	43.3	556	11	494	96	206	2461	87.9
1990-91																			
UK	28	834	1888	44.2	242	715	33.8	495	685	72.3	1049	37.5	651	18	482	120	291	2405	85.9
Opponents	28	760	1659	45.8	99	304	32.6	567	805	70.4	1126	40.2	580	11	349	108	214	2186	78.1
1991-92																			
UK	36	1062	2222	47.8	317	888	35.7	645	892	72.3	1226	34.1	837	30	661	121	368	3086	85.7
Opponents	36	920	2013	45.7	125	415	30.1	715	1019	70.2	1289	35.8	769	28	427	148	279	2680	74.4
1992-93																			
UK	34	1048	2184	48.0	340	862	39.4	539	784	68.8	1364	40.1	776	20	665	160	323	2975	87.5
Opponents	34	807	1917	42.1	139	420	33.1	621	940	66.1	1161	34.1	679	16	398	116	268	2374	69.8
1993-94																			
UK	34	1027	2195	46.8	301	857	35.1	597	875	68.2	1303	38.3	762	30	648	195	394	2952	86.8
Opponents	34	862	2041	42.2	189	566	33.4	624	917	68.0	1326	39.0	721	18	461	111	250	2537	74.6
1994-95																			
UK	33	1016	2211	46.0	276	736	37.5	576	801	71.9	1338	40.5	734	12	647	176	347	2884	87.4
Opponents	33	764	1889	40.4	165	517	31.9	585	856	58.3	1220	37.0	667	21	418	137	220	2278	69.0

1,000-Point Scorers

Dan Issel - 2,138 Points

Year	G	FGM	FGA	Pct.	FTM	FTA	Pct.	TP	Avg.
1967-68	27	171	390	43.8	102	154	66.2	444	16.4
1968-69	28	285	534	53.4	176	232	75.9	746	26.6
1969-70	28	369	667	55.3	210	275	76.4	948	33.9
Totals	83	825	1591	51.9	488	661	73.8	2138	25.8



Kenny Walker - 2,080 Points

Year	G	FGM	FGA	Pct.	FTM	FTA	Pct.	TP	Avg.
1982-83	31	88	144	61.1	51	77	66.2	227	7.3
1983-84	34	171	308	55.5	80	109	73.4	422	12.4
1984-85	31	246	440	55.9	218	284	76.8	710	22.9
1985-86	36	260	447	58.2	201	263	76.4	721	20.0
Totals	132	765	1339	57.1	550	733	75.0	2080	15.8



Jack Givens - 2,038 Points

Year	G	FGM	FGA	Pct.	FTM	FTA	Pct.	TP	Avg.
1974-75	31	126	255	49.4	40	54	74.1	292	9.4
1975-76	30	243	494	49.2	116	140	82.9	602	20.1
1976-77	30	236	459	51.4	94	113	83.2	566	18.9
1977-78	32	238	430	55.4	102	134	76.2	578	18.1
Totals	123	843	1638	51.5	352	441	79.8	2038	16.6



Jamal Mashburn - 1,843 Points

Year	G	FGM	FGA	Pct.	FTM	FTA	Pct.	TP	Avg.
1990-91	28	137	289	47.4	64	88	72.7	362	12.9
1991-92	36	279	492	56.7	151	213	70.9	767	21.3
1992-93	34	259	526	49.2	130	194	67.0	714	21.0
Totals	98	675	1307	51.6	345	495	69.7	1843	18.8



Kevin Grevey - 1,801 Points

Year	G	FGM	FGA	Pct.	FTM	FTA	Pct.	TP	Avg.
1972-73	28	236	441	53.5	52	76	68.4	524	18.7
1973-74	25	232	457	50.8	83	100	83.0	547	21.9
1974-75	31	303	592	51.2	124	157	79.0	730	23.6
Totals	84	771	1490	51.7	259	333	77.8	1801	21.4



Cotton Nash - 1,770 Points

Year	G	FGM	FGA	Pct.	FTM	FTA	Pct.	TP	Avg.
1961-62	26	221	489	45.2	166	218	76.1	608	23.4
1962-63	25	176	471	37.3	162	236	68.6	514	20.6
1963-64	27	248	588	42.1	152	198	76.7	648	24.0
Totals	78	645	1548	41.7	480	652	73.6	1770	22.7



1,000-Point Scorers



Alex Groza - 1,744 points

Year	G	FGM	FGA	Pct.	FTM	FTA	Pct.	TP	Avg.
1944-45	10	62			41			165	16.5
1946-47	37	146	372	38.2	101	160	63.1	393	10.6
1947-48	39	200	530	37.7	88	140	62.9	488	12.5
1948-49	34	259	612	42.3	180	248	72.6	698	20.5
Totals	120	667			410			1744	14.5



Ed Davender - 1,637 Points

Year	G	FGM	FGA	Pct.	FTM	FTA	Pct.	TP	Avg.
1984-85	31	93	226	41.2	78	106	73.6	264	8.5
1985-86	36	155	354	43.8	104	131	79.4	414	11.5
1986-87	29	160	357	44.8	107	145	73.8	442	15.2
1987-88	33	173	371	46.6	149	171	87.1	517	19.0
Totals	129	581	1308	44.4	438	553	79.2	1637	12.7



Louie Dampier - 1,575 Points

Year	G	FGM	FGA	Pct.	FTM	FTA	Pct.	TP	Avg.
1964-65	25	171	334	51.2	84	100	84.0	426	17.0
1965-66	29	249	482	51.6	114	137	83.2	612	21.1
1966-67	26	219	443	49.4	99	119	83.1	537	20.6
Totals	80	639	1259	50.8	297	356	83.4	1575	19.7



Mike Casey - 1,535 Points

Year	G	FGM	FGA	Pct.	FTM	FTA	Pct.	TP	Avg.
1967-68	27	231	474	48.9	79	96	82.3	541	20.0
1968-69	28	228	494	46.2	78	103	75.7	534	19.1
1970-71	27	188	373	50.4	84	108	77.8	460	17.0
Totals	82	647	1341	48.2	241	307	78.5	1535	18.7



Ralph Beard - 1,517 Points

Year	G	FGM	FGA	Pct.	FTM	FTA	Pct.	TP	Avg.
1945-46	30	111			57	110	51.8	279	9.3
1946-47	37	157	469	33.5	78	115	76.8	392	10.6
1947-48	38	194	536	36.2	88	149	59.1	476	12.5
1948-49	34	144	481	29.9	82	115	71.3	370	10.9
Totals	139	606			305	289	62.4	1517	10.9



Melvin Turpin - 1,509 Points

Year	G	FGM	FGA	Pct.	FTM	FTA	Pct.	TP	Avg.
1980-81	28	50	95	52.6	31	44	70.5	131	4.7
1981-82	30	160	275	58.2	72	106	67.9	392	13.1
1982-83	31	192	311	61.7	84	125	67.2	468	15.1
1983-84	34	224	378	59.3	70	94	74.5	518	15.2
Totals	123	626	1059	59.1	257	369	69.6	1509	12.3

1,000-Point Scorers

Cliff Hagan - 1,475 Points



Year	G	FGM	FGA	Pct.	FTM	FTA	Pct.	TP	Avg.
1950-51	20	69	188	36.7	45	61	73.8	183	9.2
1951-52	32	264	633	41.7	164	235	69.8	692	21.6
1953-54	25	234	514	45.5	132	191	69.1	600	24.0
Totals	77	567	1335	42.5	341	487	70.0	1475	19.2

Pat Riley - 1,464 Points



Year	G	FGM	FGA	Pct.	FTM	FTA	Pct.	TP	Avg.
1964-65	25	160	370	43.2	55	89	61.8	375	15.0
1965-66	29	265	514	51.5	107	153	69.9	637	21.9
1966-67	26	165	373	44.2	122	156	78.2	452	17.4
Totals	80	590	1257	46.9	284	398	71.4	1464	18.3

Johnny Cox - 1,461 Points



Year	G	FGM	FGA	Pct.	FTM	FTA	Pct.	TP	Avg.
1956-57	28	203	490	41.4	138	180	76.7	544	19.4
1957-58	29	173	471	36.7	86	115	74.8	432	14.9
1958-59	27	188	464	40.5	109	146	74.6	485	17.9
Totals	84	564	1425	40.0	333	441	75.5	1461	17.4

Kyle Macy - 1,411 Points



Year	G	FGM	FGA	Pct.	FTM	FTA	Pct.	TP	Avg.
1977-78	32	143	267	53.6	115	129	89.2	401	12.5
1978-79	31	179	355	50.4	112	129	86.8	470	15.2
1979-80	35	218	415	52.5	104	114	91.2	540	15.4
Totals	98	540	1037	52.1	331	372	89.0	1411	14.4

Winston Bennett - 1,399 Points



Year	G	FGM	FGA	Pct.	FTM	FTA	Pct.	TP	Avg.
1983-84	34	67	156	42.9	88	126	69.8	222	6.5
1984-85	30	82	191	42.9	52	77	67.5	216	7.2
1985-86	36	171	338	50.6	115	158	72.8	457	12.7
1987-88	33	195	380	51.3	113	155	72.9	504	15.3
Totals	133	515	1065	48.4	368	516	71.3	1399	10.5

Rick Robey - 1,395 Points



Year	G	FGM	FGA	Pct.	FTM	FTA	Pct.	TP	Avg.
1974-75	31	135	248	54.4	51	63	81.0	321	10.4
1975-76	12	73	130	56.2	41	56	73.2	187	15.6
1976-77	30	158	276	57.3	111	161	68.9	427	14.2
1977-78	32	167	263	63.5	126	175	72.0	460	14.4
Totals	105	533	917	58.1	329	455	72.3	1395	13.3

1,000-Point Scorers



Mike Phillips - 1,367 Points

Year	G	FGM	FGA	Pct.	FTM	FTA	Pct.	TP	Avg.
1974-75	31	108	212	50.9	26	47	55.3	242	7.8
1975-76	30	199	367	54.2	69	117	59.0	467	15.6
1976-77	28	144	261	55.2	54	88	61.4	342	12.2
1977-78	31	125	210	59.5	66	87	75.9	316	10.2
Totals	120	576	1050	54.9	215	339	63.4	1367	11.4



Mike Pratt - 1,359 Points

Year	G	FGM	FGA	Pct.	FTM	FTA	Pct.	TP	Avg.
1967-68	27	152	334	45.5	76	111	68.5	380	14.1
1968-69	26	173	321	53.9	93	132	70.5	439	16.9
1969-70	28	219	470	46.6	102	145	70.3	540	10.3
Totals	81	544	1125	48.4	271	388	69.8	1359	16.8



Frank Ramsey - 1,344 Points

Year	G	FGM	FGA	Pct.	FTM	FTA	Pct.	TP	Avg.
1950-51	34	135	413	32.7	75	123	60.9	345	10.1
1951-52	32	185	470	39.3	139	214	64.9	509	15.9
1953-54	25	179	430	41.6	132	181	72.9	490	19.6
Totals	91	499	1313	38.0	346	518	66.8	1244	14.8



Jim Andrews - 1,320 Points

Year	G	FGM	FGA	Pct.	FTM	FTA	Pct.	TP	Avg.
197-71	24	64	122	52.5	28	45	62.2	156	6.5
1971-72	28	236	409	57.7	130	186	69.9	602	21.5
1972-73	28	243	434	56.0	76	110	69.1	562	20.1
Totals	80	543	965	56.3	234	341	68.6	1320	16.5



Sam Bowie - 1,285 Points

Year	G	FGM	FGA	Pct.	FTM	FTA	Pct.	TP	Avg.
1979-80	34	165	311	53.1	110	144	76.4	440	12.9
1980-81	28	185	356	52.0	118	164	72.0	488	17.4
1983-84	34	133	258	51.6	91	126	72.2	357	10.5
Totals	96	483	925	52.2	319	434	73.5	1285	13.4



Jim Master - 1,283 Points

Year	G	FGM	FGA	Pct.	FTM	FTA	Pct.	TP	Avg.
1980-81	27	64	142	45.1	48	56	85.7	176	6.5
1981-82	30	153	315	48.1	95	106	89.6	401	13.4
1982-83	31	166	313	53.0	56	69	81.2	388	12.5
1983-84	33	129	284	45.4	60	74	81.1	318	9.6
Totals	121	512	1054	48.6	259	305	84.9	1283	10.6

1,000-Point Scorers

John Pelphrey - 1,257 Points

Year	G	FGM	FGA	Pct.	FTM	FTA	Pct.	TP	Avg.
1988-89	22	14	24	40.0	8	13	61.5	38	1.7
1989-90	28	112	259	43.2	97	129	75.2	365	13.0
1990-91	28	131	303	43.2	80	102	78.4	404	14.4
1991-92	36	145	296	49.0	108	139	77.7	450	12.5
Totals	114	402	882	45.6	293	383	76.5	1257	11.0



Tony Delk - 1,251 Points

Year	G	FGM	FGA	Pct.	FTM	FTA	Pct.	TP	Avg.
1992-93	30	47	104	45.2	24	33	72.7	136	4.6
1993-94	34	200	440	45.5	69	108	63.9	564	16.6
1994-95	33	207	433	47.8	60	89	67.4	551	16.7
Totals	97	454	977	46.5	153	230	66.5	1251	13.0



Tom Parker - 1,238 Points

Year	G	FGM	FGA	Pct.	FTM	FTA	Pct.	TP	Avg.
1969-70	25	117	232	50.4	26	35	74.3	260	10.4
1070-71	28	209	413	50.6	74	91	81.3	492	17.6
1971-72	27	203	429	47.3	80	101	79.2	486	18.0
Totals	80	529	1074	49.3	180	227	79.3	1238	15.5



Deron Feldhaus - 1,231 Points

Year	G	FGM	FGA	Pct.	FTM	FTA	Pct.	TP	Avg.
1988-89	32	48	100	48.0	20	31	64.5	118	3.7
1989-90	28	135	273	49.5	101	134	75.4	403	14.4
1990-91	28	106	203	52.2	60	88	69.3	301	10.8
1991-92	36	138	290	47.6	85	107	79.4	409	11.4
Totals	124	427	866	49.3	267	360	74.2	1231	9.6



Derrick Hord - 1,220 Points

Year	G	FGM	FGA	Pct.	FTM	FTA	Pct.	TP	Avg.
1979-80	35	78	166	47.0	49	64	76.6	205	5.9
1980-81	28	97	239	40.6	54	72	75.0	248	8.9
1981-82	30	194	394	49.2	102	131	77.9	490	16.3
1982-83	31	106	211	50.2	65	79	82.3	277	8.9
Totals	124	475	1010	47.0	270	346	78.0	1220	9.8



Bill Spivey - 1,213 Points

Year	G	FGM	FGA	Pct.	FTM	FTA	Pct.	TP	Avg.
1949-50	30	255	619	36.3	128	176	72.7	578	19.3
1950-51	33	252	632	39.9	131	211	62.0	635	19.2
Totals	63	477	1251	38.1	259	387	66.9	1213	19.3



1,000-Point Scorers



Rodrick Rhodes - 1,209 Points

Year	G	FGM	FGA	Pct.	FTM	FTA	Pct.	TP	Avg.
1992-93	33	101	224	45.1	70	101	69.3	299	9.1
1993-94	33	142	326	43.6	167	215	77.7	483	14.6
1994-95	33	130	333	39.0	128	164	78.0	427	12.9
Totals	99	373	883	42.2	365	480	76.0	1209	12.2



Reggie Hanson - 1,171 Points

Year	G	FGM	FGA	Pct.	FTM	FTA	Pct.	TP	Avg.
1987-88	16	6	17	35.3	9	10	90.0	21	1.3
1988-89	29	114	22	51.4	57	76	75.0	289	9.8
1989-90	28	165	332	49.7	94	127	74.0	459	16.4
1990-91	28	142	274	51.8	103	145	71.0	402	14.4
Totals	101	427	845	50.5	263	357	73.7	1171	11.6



Derrick Miller - 1,156 Points

Year	G	FGM	FGA	Pct.	FTM	FTA	Pct.	TP	Avg.
1986-87	29	55	141	39.0	6	14	42.9	151	5.2
1987-88	16	8	38	21.1	2	3	66.7	21	1.3
1988-89	32	170	373	45.6	52	71	73.2	446	13.9
1989-90	28	198	502	39.4	43	57	75.4	538	19.2
Totals	105	431	1054	40.9	103	145	71.0	1156	11.0



Vernon Hatton - 1,153 Points

Year	G	FGM	FGA	Pct.	FTM	FTA	Pct.	TP	Avg.
1955-56	26	123	249	49.4	100	150	66.7	346	13.3
1956-57	21	112	255	43.9	87	119	73.1	311	14.8
1957-58	29	192	458	41.9	112	144	77.8	496	17.1
Totals	76	427	962	44.4	299	413	72.4	1153	15.2



Wallace Jones - 1,151 Points

Year	G	FGM	FGA	Pct.	FTM	FTA	Pct.	TP	Avg.
1945-46	30	105			80	126	63.5	290	9.7
1946-47	29	87	302	28.8	43	78	55.1	217	7.5
1947-48	36	133	427	31.3	69	103	67.0	335	9.3
1948-49	32	130	440	29.5	49	75	65.3	309	9.7
Totals	127	455			241	382	63.1	1151	9.1



Billy Ray Lickert - 1,076 Points

Year	G	FGM	FGA	Pct.	FTM	FTA	Pct.	TP	Avg.
1958-59	25	126	291	43.2	86	117	73.5	338	12.5
1959-60	20	110	274	40.1	68	95	71.6	288	14.4
1960-61	28	166	395	42.0	118	152	77.6	450	16.0
Totals	73	402	960	41.9	272	364	74.7	1076	14.7

1,000-Point Scorers

Rex Chapman - 1,073 Points

Year	G	FGM	FGA	Pct.	FTM	FTA	Pct.	TP	Avg.
1986-87	29	173	390	44.4	50	68	73.5	464	16.0
1987-88	32	231	461	50.1	81	102	79.4	609	19.0
Totals	61	404	851	47.5	131	170	77.1	1073	17.6



Dirk Minniefield - 1,069 Points

Year	G	FGM	FGA	Pct.	FTM	FTA	Pct.	TP	Avg.
1979-80	34	68	142	47.9	35	49	71.4	171	5.0
1980-81	28	118	213	55.4	55	63	87.3	291	10.4
1981-82	30	128	251	51.0	84	111	75.7	340	11.3
1982-83	31	108	199	54.3	51	68	75.0	267	8.6
Totals	123	422	805	52.4	225	291	77.3	1069	8.7



Jim Line - 1,041 Points

Year	G	FGM	FGA	Pct.	FTM	FTA	Pct.	TP	Avg.
1946-47		86	209	41.1	27	40	67.5	199	
1947-48	38	107	296	36.1	51	62	82.2	265	7.0
1948-49	32	70	195	35.8	43	51	84.3	183	5.7
1949-50	30	155	369	42.0	84	122	69.6	394	13.1
Totals		418	1069	39.1	205	275	74.5	1041	



Bob Burrow - 1,023 Points

Year	G	FGM	FGA	Pct.	FTM	FTA	Pct.	TP	Avg.
1954-55	26	198	473	41.9	99	159	62.3	495	19.0
1955-56	25	207	463	44.7	114	171	66.7	528	21.1
Totals	51	405	936	43.3	213	330	64.5	1023	20.1



Jimmy Dan Conner - 1,009 Points

Year	G	FGM	FGA	Pct.	FTM	FTA	Pct.	TP	Avg.
1972-73	28	136	286	47.6	41	66	62.1	313	11.2
1973-74	26	128	246	52.0	56	83	67.5	312	12.0
1974-75	31	171	338	50.6	42	69	60.9	384	12.4
Totals	85	435	870	50.0	139	218	63.8	1009	11.9



Bobby Watson - 1,001 Points

Year	G	FGM	FGA	Pct.	FTM	FTA	Pct.	TP	Avg.
1949-50	30	84	269	31.2	59	90	65.5	227	7.6
1950-51	34	151	460	32.8	51	68	75.0	353	10.4
1951-52	32	184	517	35.6	53	80	66.2	421	13.1
Totals	96	419	1246	33.6	163	238	68.5	1001	10.4



All-Time Results — 1903-1995

1903 — Won 1, Lost 2.

Coach: Unnamed
Starters: (J. White Guyn & R.H. Arnett G; Joe Coons, C; H.J. Wurtele & Lee Andrews, F)

Date	Team	Site	Ky.	Opp.
Feb. 6	**Georgetown**	H	6	15
Feb. 18	Lex. YMCA	H	11	10
Feb. 20	**Kentucky U.**	H	22	42
			39	67

1904 — Won 1, Lost 4.

Coach: Leander E. Andrus, Mgr.
Captain: St. John (Guyn, Arnett, St. John, Wurtele, Coons)

Feb. 4	**Georgetown**	A	11	26
Feb. 11	**Kentucky U.**	A	5	12
Feb. 13	**Georgetown**	H	10	22
Feb. 26	**Kentucky U.**	A	12	14
Mar. 4	Cincinnati	H	25	21
			63	95

*Kentucky University (Transylvania and Georgetown game at UK was called off because of failure to agree on a referee. State College (University of Kentucky) team was present and agreed to play. The offer was accepted and KU won 12-5.

1905—Won 1, Lost 4.

Coach:
Captain: J.M.Coons

Jan. 13	**Georgetown**	H	9	14
Jan. 21	**Cincinnati YMCA**	H	22	43
Jan. 27	Kentucky U.	H	30	29
Feb. 4	**Kentucky U.**	H	1	22
Feb. 22	**Kentucky U.**	H	23	33
			85	141

1906—Won 5, Lost 9.

Coach: W.B. Wendt (Mgr.)
Captain: D.P. Branson (Baer, Donan, Barbee, Wilson, Herman)

Jan. 11	Lexington YMCA[1]	H		
Jan. 12	**Miami (Ohio)**	H	10	15
Jan. 19	Central U.	H	17	15
Jan. 27	**Cincinnati**	H	16	29
Feb. 3	**Christ Church, Cin.**	H	24	38
Feb. 9	**Georgetown**	H	22	28
Feb. 12	**New Albany YMCA**	A	12	29
Feb. 13	Vernon College	A	34	14
Feb. 14	Moores Hill	A	32	11
Feb. 15	**Christ Church, Cin.**	A	17	54
Feb. 16	**Cincinnati YMCA**	A	9	38
Feb. 17	**Miami (Ohio)**	A	19	29
			236	328

[1]W.B. Wendt on Jan. 9, 1969 verified that State College opened the 1906 season against Kentucky U. in the YMCA. Athletic committees of the two schools had cancelled all games after a fight at a football game in November 1905. Wendt and the Kentucky U. manager agreed to play at the YMCA and list the State College foe as YMCA instead of Kentucky U. State College won but Mr. Wendt didn't remember the score, which he hadn't listed.

1907—Won 3, Lost 6.

Coach: A.M. Kirby (Mgr.)
Captain: J.M. Wilson (Shanklin, Baer, Bryant, Barbee)

Jan. 16	**Lexington YMCA**	H	17	25
Jan. 19	Georgetown	H	16	15
Jan. 25	Central U.	H	22	9
Feb. 12	**Central U.**	A	23	25
Feb. 15	Kentucky U.	H	16	14
Feb. 21	**Georgetown**	A	8	19
Mar. 1	**Lexington YMCA**	A	22	41
Mar. 7	**Kentucky U.**	A	5	19
Mar. 9	**Central U.**	H	13	15
			142	182

1907-08—Won 5, Lost 6.

Coach: J.S. Chambers (Mgr.)
Captain: Richard Barbee

Jan. 10	**Lexington YMCA**	H	19	29
Jan. 21	Kentucky U.	H	20	15
Jan. 25	**Central U.**	A	21	32
Feb. 4	Kentucky U.	H	20	15
Feb. 8	Louisville Coliseum	A	29	28
Feb. 11	**Georgetown**	A	22	30
Feb. 13	Central U.	H	31	20
Feb. 15	**Lexington YMCA**	H	19	23
Feb. 22	**Louisville Coliseum**	A	18	30
Mar. 3	Georgetown	H	18	13
Mar. 7	**Central U.**	A	10	29
			227	264

1908-09—Won 5, Lost 4.

Mgr: J.S. Chambers
Captain: W.C. Fox

Jan. 9	Lexington High	H	29	9
Jan. 18	**Advent Mem. Club**	A	27	41
Jan. 19	**Cincinnati**	A	25	41
Jan. 27	Central U.	H	24	23
Feb. 6	**Central U.**	A	20	35
Feb. 8	Georgetown	H	45	32
Feb. 15	Georgetown	A	48	19
Feb. 19	Cincinnati	H	28	23
Feb. 26	**Central U.**	H	20	26
			266	249

1909-10—Won 4, Lost 8

Coach: R.E. Spahr and E.R. Sweetland
Captain: Bill Rodes

Jan. 8	Ky. Wesleyan	A	14	*12
Jan. 22	Georgetown	H	31	11
Jan. 24	**DePauw**	H	11	24
Jan. 28	**Central**	A	17	87
Feb. 4	**Georgetown**	A	16	34
Feb. 7	**Cincinnati**	A	17	47
Feb. 9	**DePauw**	A	10	28
Feb. 10	**Rose Poly Technic**	A	11	52
Feb. 16	Tennessee	H	20	5
Mar. 5	**Central U.**	H	13	31
Mar. 8	Georgetown	H	24	23
Mar. 11	**Central**	A	9	51
			193	405

1910-11—Won 5, Lost 6.

Coach: H.J. Iddings
Captain: J.H. Gaiser

Jan. 13	**Lexington High**	H	29	36
Jan. 20	**Transylvania**	H	18	23
Jan. 27	**Ky. Wesleyan**	A	19	21
Feb. 4	Bethany	H	24	11
Feb. 9	**Ohio Wesleyan**	A	19	37
Feb. 10	**Otterbein**	A	27	41
Feb. 11	**Christ Church, Cin.**	A	21	32
Feb. 17	Georgetown	A	47	22
Feb. 23	Butler	H	21	16
Feb. 28	Transylvania	A	22	19
Mar. 3	Transylvania	H	30	24
			277	282

1911-12—Won 9, Lost 0.

Coach: E.R. Sweetland
Captain: W.C. Harrison

Jan. 5	Georgetown	H	38	9
Jan. 12	Central U.	A	32	13
Jan. 19	Miami (Ohio) U.	H	31	14
Feb. 1	Central U.	H	52	10
Feb. 7	Tennessee	H	27	15
Feb. 16	Lexington YMCA	H	32	20
Feb. 22	Vanderbilt	H	28	17
Feb. 23	Vanderbilt	H	22	18
Mar. 1	Georgetown	A	19	18
			281	134

SOUTHERN CHAMPIONS

—Leading Scorers—

Binkley Barnett (Jr. F).....66
D.W. Hart (Jr. F).....54
Jake Gaiser (Sr. G).....44
H.L. Farmer (Jr. F).....44
W.C. Harrison (Sr. C).....33
R.C. Preston (So. G).....28

1912-13—Won 5, Lost 3.

Coach: J.J. Tigert
Captain: B. Barnett

Jan. 24	**Lexington YMCA**	H	25	27
Feb. 8	Cincinnati	H	20	18
Feb. 13	Marietta	H	42	16
Feb. 15	Louisville	H	34	10
Feb. 19	**Vanderbilt**	H	17	24
Feb. 20	Vanderbilt	H	42	29
Feb. 27	Miami (Ohio) U.	H	24	16
Mar. 1	**Christ Church, Cin.**	H	19	30
			223	170

—Leading Scorers—

R.C. Preston (Jr. C).....91
Binkley Barnett (Sr. F).....84
Ralph Morgan (So. F).....76
H.L. Farmer (Sr. F).....39
William Tuttle (So. F).....10

1913-14 —Won 12, Lost 2.

Coach: Alpha Brumage
Captain: William Tuttle

Jan. 10	Ashland YMCA	H	28	15
Jan. 17	Louisville YMCA	H	30	21
Jan. 20	Ashland YMCA	A	30	19
Jan. 21	Marshall	A	46	6
Jan. 22	**Virginia U**	A	23	39
Jan. 24	**Va. Military Inst.**	A	18	32
Jan. 31	Louisville YMCA	H	59	12
Feb. 7	Louisville	H	22	17
Feb. 11	Tennessee	H	21	14
Feb. 12	Tennessee	H	20	18
Feb. 21	Cincinnati	H	20	18
Feb. 23	Chattanooga	H	40	7
Feb. 28	Marietta	H	19	17
Mar. 3	Louisville	A	26	13
			400	248

—Leading Scorers—

*Tom Zerfoss (Sr. F).....102
R.C. Preston (Sr. F).....88
Karl Zerfoss (So. G).....55
William Tuttle (Jr. F).....39
Herschel Scott (Jr. G).....32

* Only played in first four games.

1914-15—Won 7, Lost 5.

Coach: Alpha Brumage
Captain: Ralph Morgan

Jan. 16	Maryville	H	37	17
Jan. 22	Louisville	H	18	14
Jan. 30	St. Andrews	H	31	15
Feb. 4	Maryville	A	23	22
Feb. 5	**Tennessee**	A	21	36
Feb. 6	**Tennessee**	A	22	27
Feb. 12	**Vanderbilt**	H	34	39
Feb. 13	Vanderbilt	H	36	24
Feb. 17	Tennessee	H	22	13
Feb. 18	Tennessee	H	20	18
Feb. 26	**St. Andrews**	A	25	50
Feb. 27	**Louisville**	A	15	26
			304	301

—Leading Scorers—

Ralph Morgan (Sr F).....86
William Tuttle (Sr. F).....50
Jim Server (Jr C).....44
Herschel Scott)Sr G).....39
Karl Zerfoss (Jr F).....38

1915-16—Won 8, Lost 6.

Coach: James Park
Captain: K.P. Zerfoss

Jan. 14	Cincinnati	A	39	24
Jan. 18	Georgetown	A	29	22
Jan. 31	Georgetown	H	30	22
Feb. 4	**Vanderbilt**	H	25	39
Feb. 5	**Vanderbilt**	H	20	23
Feb. 12	**Louisville**	H	22	28
Feb. 15	Centre	A	38	5
Feb. 19	Cincinnati	H	34	10
Feb. 22	Louisville	A	32	24
Feb. 23	**Tennessee**	H	17	28
Feb. 26	Maryville	H	36	25
Feb. 29	Centre	H	38	14
Mar. 3	**Marietta**	H	22	27
Mar. 4	**Marietta**	H	23	27
			405	318

—Leading Scorers—

Derrill Hart (Sr. F).....126
Jim Server (Sr. C).....57
Robert Ireland (Jr. F).....36
Karl Zerfoss (Sr. F).....33
George Gumbert (Sr. G).....24

1916-17—Won 4, Lost 6.

Coach: W.P. Tuttle
Captain: Robert Y. Ireland

Jan. 17	Centre	H	31	21
Jan. 27	**Georgetown**	A	19	22
Jan. 30	Rose Poly Technic	H	33	12
Feb. 9	**Tennessee**	H	20	23
Feb. 10	**Tennessee**	H	19	22
Feb. 16	**Centre**	A	24	28
Feb. 21	Georgetown	H	32	18
Mar. 1	Cumberland	A	48	20
Mar. 2	**Tennessee**	A	26	27
Mar. 3	**Tennessee**	A	10	30
			262	223

—Leading Scorers—

C.C. Shrader (Sr. F).....71
Robert Ireland (Sr. F).....54
"Dutch" Longworth (Sr. C-F).....44
Pat Campbell (Jr. F).....38
William Rodes (Sr. G).....13

1917-18—Won 9, Lost 2, Tie 1.

Coach: S.A. Boles
Captain: Patrick Campbell

Jan. 9	Ky. Wesleyan	H	23	13
Jan. 17	**Centre**	A	21	29
Jan. 24	Georgetown	H	22	18
Feb. 7	Tennessee	H	33	26
Feb. 8	Tennessee	H	40	12
Feb. 9	Ky. Wesleyan	A	21	21

(This unique tie game resulted from scorer's error which was not discovered until after the teams' departures. The contest was rescheduled, but never played for unknown reasons.)

Feb. 14	Georgetown	A	25	16
Feb. 21	Centre	H	22	***20
Feb. 28	Cumberland	A	42	21
Mar. 1	Tennessee	A	29	18
Mar. 2	Tennessee	A	32	20

POST-SEASON Game (For State Championship)

Mar. 9	**Centre**	N-Lou.	12	22
			322	236

—Leading Scorers—

H.C. Thomas (Jr. C-F).....108
Arthur Bastin (Jr. G).....40
A.P. Shanklin (Sr. F).....35
Pat Campbell (Sr. F).....32
Goerge Zerfoss (Jr. F).....28

1918-19—Won 6, Lost 8.

Coach: Andrew Gill
Captain: J.A. Dishman

Jan. 13	Ky. Wesleyan	H	46	5
Jan. 18	**Georgetown**	H	30	32
Jan. 25	**Centre**	A	30	38
Jan. 31	**Cincinnati**	A	18	28
Feb. 6	Chattanooga	A	28	25
Feb. 7	**Tennessee**	A	22	40
Feb. 8	Cumberland	A	22	21
Feb. 14	**Vanderbilt**	H	26	36
Feb. 15	**Georgetown**	A	18	22
Feb. 21	Cincinnati	H	34	21
Feb. 22	Ky. Wesleyan	H	18	13
Feb. 24	**Centre**	H	10	21
Feb. 28	Tennessee	H	30	14
Mar. 8	**Miami (Ohio) U.**	H	14	38
			346	354

—Leading Scorers—

H.C. Thomas (Sr. F).....71
J.C. Everett (Jr. F).....66
Bob Lavin (Fr. G).....50
Tony Dishman (Sr. G).....33
Ed Parker (Sr. F).....33

1919-20—Won 5, Lost 7

Coach: George C. Buchheit
Captain: J.C. Everett

Jan. 17	**Cincinnati**	A	11	13
Jan. 22	Maryville	H	27	16
Jan. 31	Georgetown	H	25	14
Feb. 5	**Tennessee**	H	24	29
Feb. 7	**Tennessee**	H	26	27
Feb. 14	**Centre**	A	15	44
Feb. 17	Georgetown	A	28	16
Feb. 21	Ky. Wesleyan	H	43	13
Feb. 26	**Cumberland**	A	21	30
Feb. 27	**Tennessee**	A	25	28
Feb. 28	Tennessee	A	36	25
Mar. 6	**Centre**	A	18	*20
			299	275

—Leading Scorers—

Basil Hayden (So. F).....108
William Blakely (Sr. G).....70
J.C. Everett (Sr. C).....55
Bob Lavin (So. F).....41
Jim Wilhelm (Jr. F).....36

1920-21—Won 13, Lost 1.

Coach: George C. Buchheit
Captain: Basil Hayden

Jan. 12	Ky. Wesleyan	H	38	13
Jan. 15	Cumberland	H	37	21
Jan. 18	Georgetown	H	38	23
Jan. 21	Chattanooga	H	42	10
Jan. 26	Cincinnati	A	26	19
Jan. 29	Auburn	H	40	25

Losses in boldface
*Overtime

All-Time Results — 1903-1995

Date	Team	Site	Ky.	Opp.
Feb. 8	Centre	A	27	29
Feb. 15	Georgetown	A	56	11
Feb. 18	Centre	H	20	13
Feb. 22	Vanderbilt	H	37	18
	SIAA Tournament (Atlanta, GA)			
Feb. 25	Tulane		50	28
Feb. 26	Mercer		49	24
Feb. 28	Mississippi A & M		28	13
Mar. 1	Georgia (finals)		20	19
			308	266

—Leading Scorers—

William King (Fr. F) 114
Basil Hayden (Jr. F) 96
Paul Adkins (Jr. C) 95
Bob Lavin (Jr. G) 25
Fred Fest (So. C) 43

1921-22—Won 10, Lost 6.

Coach: George C. Buchheit
Captain: R.E. Lavin

Jan. 14	**Georgetown**	**H**	**17**	**26**
Jan. 17	Louisville	A	38	14
Jan. 18	**Vanderbilt**	**A**	**12**	**22**
Jan. 21	Louisville	H	29	22
Jan. 26	Mississippi A & M	H	28	21
Jan. 27	Marshall	H	34	12
Feb. 4	Centre	A	28	21
Feb. 6	Georgetown	A	26	17
Feb. 8	Washington & Lee	A	21	20
Feb. 9	**Va. Military Inst.**	**A**	**32**	**37**
Feb. 11	**Georgetown U.**	**A**	**23**	**28**
Feb. 13	**Virginia**	**A**	**30**	**32**
Feb. 16	Clemson	H	38	14
Feb. 20	Centre	H	40	23
	SIAA Tournament (Atlanta, GA)			
Feb. 24	Georgetown		41	21
Feb. 25	**Mercer**		22	35
			459	361

—Leading Scorers—

Paul Adkins (Sr. C) 88
William King (S.o F) 83
Bob Lavin (Sr. F) 52
Basil Hayden (Sr. F) 50
William Poynz (Jr. F) 29

1922-23—Won 3, Lost 10.

Coach: George C. Buchheit
Captain: Fred Fest

Jan. 13	Georgetown	A	24	13
Jan. 20	**Tennessee**	**A**	**26**	**30**
Jan. 22	Chattanooga	H	25	18
Jan. 25	**Alabama**	**H**	**35**	**45**
Jan. 27	**Centre**	**H**	**14**	**21**
Feb. 3	**Georgia**	**H**	**19**	**23**
Feb. 5	**Cincinnati**	**A**	**24**	**33**
Feb. 7	**Centenary**	**H**	**21**	**38**
Feb. 10	**Tennessee**	**H**	**23**	**28**
Feb. 14	**Centre**	**A**	**10**	**17**
Feb. 15	**Clemson**	**H**	**17**	**30**
Feb. 19	**Georgetown**	**H**	**21**	**48**
Feb. 23	Sewanee	H	30	14
			289	348

—Leading Scorers—

Carl Riefkin (Jr. F) 133
Fred Fest (Sr. C) 92
W.G. Wilkinson (Sr. F) 12
Gilbert Smith (Sr. G) 12
William Poynz (Sr. G) 10

1923-24—Won 13, Lost 3.

Coach: G.C. Buchheit
Captain: A.T. Rice

Jan. 1	Vanderbilt	H	33	13
Jan. 8	Mexico YMCA	H	25	14
Jan. 12	Georgetown	A	32	24
Jan. 14	**Mississippi A & M**	**H**	**16**	**17**
Jan. 15	Sewanee	H	50	15
Jan. 18	**Tennessee**	**A**	**13**	**20**
Jan. 19	Chattanooga	A	24	23
Feb. 4	West Virginia	H	24	21
Feb. 9	Centre	A	27	18
Feb. 11	Georgetown	H	39	35
Feb. 13	Clemson	H	38	13
Feb. 14	Virginia	H	29	16
Feb. 19	Virginia Tech	H	36	14
Feb. 21	Centre	H	38	24
Feb. 23	Georgia Tech	H	33	27
	SIAA TouRnament (Atlanta, GA)			
Feb. 29	**North Carolina**		20	41
			477	335

—Leading Scorers—

Jim McFarland (So. F) 157
Lowell Underwood (So. C) 78
Carl Riefkin (Sr. F) 72
Will Milward (Jr. C) 59
Charles Hughes (So. F) 32

ALUMNI GYM ERA (1924-50)

1924-25—Won 13, Lost 8.

Coach: C.O. Applegran
Captain: James McFarland

Dec. 13	Cincinnati	H	28	23
Dec. 18	**Indiana**	**H**	**18**	**20**
Dec. 20	**Michigan**	**H**	**11**	**21**
Jan. 3	**Cincinnati**	**A**	**20**	**24**
Jan. 5	**Illinois**	**A**	**26**	**36**
Jan. 6	**Wabash**	**A**	**10**	**57**
Jan. 9	Mississippi	H	26	23
Jan. 10	Georgetown	H	25	17
Jan. 17	Centre	H	33	26
Jan. 30	Washington & Lee	H	28	22
Feb. 2	West Virginia	H	29	19
Feb. 5	**Alabama**	**A**	**15**	**24**
Feb. 6	Georgia Tech	A	18	16
Feb. 7	**Georgia**	**A**	**24**	**28**
Feb. 9	Tennessee	A	35	22
Feb. 12	Tulane	A	29	22
Feb. 14	Georgetown	A	36	21
Feb. 18	Tennessee	H	26	21
Feb. 21	Centre	H	39	10
	Southern Conference Tournament (Atlanta, GA)			
Feb. 27	Mississippi A & M		31	26
Feb. 28	**Georgia**		31	32
			538	510

—Leading Scorers—

Jim McFarland (Jr. F) 157
Lowell Underwood (Jr. F) 132
Will Milward (Sr. C) 130
Charles Alberts (Jr. G) 53
Foster Helm (So. F) 37

1925-26—Won 15, Lost 3.

Coach: Ray Eklund
Captain: Burgess Carey

Dec. 19	**DePauw**	**H**	**29**	**38**
Jan. 5	**Indiana**	**A**	**23**	**34**
Jan. 9	Berea	H	37	23
Jan. 12	Georgetown	A	36	21
Jan. 16	Georgia Tech	H	25	24
Jan. 22	Centre	H	45	25
Jan. 30	Georgetown	A	25	20
Feb. 1	Alabama	H	27	16
Feb. 4	Centre	A	46	19
Feb. 5	Washington & Lee	H	44	34
Feb. 8	Auburn	H	35	26
Feb. 12	Tennessee	A	51	17
Feb. 15	Georgia	A	22	18
Feb. 18	Tennessee	H	27	21
Feb. 20	Vanderbilt	H	30	20

SOUTHERN CONFERENCE TOURNAMENT
(Atlanta, GA)

Feb. 26	Va. Military Inst.	38	25
Feb. 27	Georgia	39	34
Mar. 1	**Mississippi A & M**	26	31
		605	446

—Leading Scorers—

Gayle Mohney (Jr. G) 200
Paul Jenkins (So. F) 132
Jim McFarland (Sr. F) 100
Lowell Underwood (Sr. C) 66
Henry Besuden (Sr. C) 38

1926-27—Won 3, Lost 13.

Coach: Basil Hayden
Captain: Paul Jenkins

Dec. 18	**Cincinnati**	**H**	**10**	**48**
Dec. 21	**Indiana**	**H**	**19**	**38**
Dec. 29	**Cincinnati**	**A**	**23**	**51**
Dec. 31	**Princeton**	**H**	**26**	**30**
Jan. 3	Florida	H	44	36
Jan. 10	**Ky. Wesleyan**	**A**	**25**	**31**
Jan. 15	**Vanderbilt**	**H**	**32**	**48**
Jan. 21	**Tennessee**	**A**	**14**	**19**
Jan. 22	**Georgia Tech**	**A**	**16**	**48**
Jan. 29	Centre	H	27	25
Feb. 1	**Georgetown**	**A**	**19**	**26**
Feb. 4	**Washington & Lee**	**H**	**34**	**36**
Feb. 7	**West Virginia**	**H**	**26**	**44**
Feb. 11	**Mississippi**	**H**	**17**	**37**
Feb. 12	Centre	A	22	16
Feb. 19	**Tennessee**	**H**	21	30
			375	563

—Leading Scorers—

Paul Jenkins (Jr. F) 98
Edwin Knadler (Sr. F) 70
Karl Ropke (Sr. F-C) 63
Frank Phipps (Jr. F) 55
Foster Helm (Sr. C) 28

1927-28—Won 12, Lost 6.

Coach: John Mauer
Captain: Paul Jenkins

Dec. 16	Clemson	H	33	17
Dec. 20	**Miami (Ohio) U.**	**H**	**31**	**36**
Jan. 4	Berea	H	37	16
Jan. 9	Centre	A	36	25
Jan. 14	Vanderbilt	H	43	23
Jan. 16	Virginia	A	31	28
Jan. 18	**Naval Academy**	**A**	**26**	**32**
Jan. 19	**Maryland**	**A**	**7**	**37**
Jan. 28	Tennessee	H	48	18
Feb. 3	Washington & Lee	H	34	28
Feb. 4	**Indiana**	**A**	**29**	**48**
Feb. 8	Vanderbilt	A	54	29
Feb. 9	Tennessee	A	43	16
Feb. 11	**Georgia Tech**	**H**	**31**	**35**
Feb. 18	Centre	H	30	20
	Southern Conference Tournament (Atlanta, GA)			
Feb 24	South Carolina		56	40
Feb. 25	Georgia		33	16
Feb. 27	**Mississippi**		28	41
			630	505

—Leading Scorers—

Cecil Combs (So. F) 186
Irvine Jeffries (Sr. G) 115
Paul McBrayer (So. G-C) 93
Hays Owens (So. F) 68
Paul Jenkins (Sr. F) 63

1928-29—Won 12, Lost 5.

Coach: John Mauer
Captain: Lawrence McGinnis

Dec. 15	Eastern Normal	H	35	10
Dec. 21	Miami (Ohio) U.	H	43	***42
Jan. 4	**North Carolina**	**H**	**15**	**25**
Jan. 12	Notre Dame	A	19	16
Jan. 16	**Georgia Tech**	**A**	**19**	**33**
Jan. 17	Tennessee	A	35	29
Jan. 19	Tennessee	H	27	22
Jan. 26	**Alabama**	**H**	**26**	**27**
Feb. 1	Mississippi A & M	A	25	23
Feb. 2	Mississippi A & M	A	32	14
Feb. 3	**Tulane**	**A**	**22**	**34**
Feb. 8	Washington & Lee	H	31	30
Feb. 13	Centre	H	47	11
Feb. 22	Mississippi	H	35	30
Feb. 23	Mississippi	H	32	24
	Southern Conference Tournament (Atlanta, GA)			
Mar. 1	Tulane		29	15
Mar. 2	**Georgia**		24	26
			496	411

—Leading Scorers—

Stan Milward (So. C) 116
Louis McGinnis (So. F) 9
Cecil Combs (Jr. G) 92
Carey Spicer (So. F) 86
Paul McBrayer (Jr. G) 49

1929-30—Won 16, Lost 3.

Coach: John Mauer
Captain: Paul McBrayer

Dec. 14	Georgetown	H	46	9
Dec. 20	Miami (Ohio) U.	H	35	20
Dec. 31	Berea	H	29	26
Jan. 3	Clemson	H	31	15
Jan. 10	**Creighton**	**H**	**27**	**28**
Jan. 11	Creighton	H	25	21
Jan. 18	Tennessee	H	23	20
Jan. 24	Mississippi A & M	H	38	17
Jan. 25	Mississippi A & M	H	20	14
Jan. 31	**Tennessee**	**A**	**24**	***29**
Feb. 1	Georgia	A	22	21
Feb. 3	Clemson	A	34	20
Feb. 8	Georgia Tech	H	39	19
Feb. 14	Georgia	H	36	23
Feb. 18	Ky. Wesleyan	H	32	20
Feb. 22	Washington & Lee	H	28	*26
Feb. 28	Maryland		26	21
Mar. 1	Sewanee		44	22
Mar. 3	**Duke**		32	37
			591	408

—Leading Scorers—

Cecil Combs (Sr. F) 125
Carey Spicer (Jr. F) 114
Louis McGinnis (So. F) 92
Paul McBrayer (Sr. G) 91
Stan Milward (Sr. C) 89

ADOLPH RUPP ERA

1930-31—Won 15, Lost 3.

Coach: Adolph Rupp
Captain: Carey Spicer

Dec. 18	Georgetown	H	67	19
Dec. 27	Marshall	H	42	26
Dec. 31	Berea	H	41	25
Jan. 3	Clemson	H	33	21
Jan. 10	Tennessee	H	31	23
Jan. 16	Chattanooga	H	55	18
Jan. 21	Vanderbilt	A	42	37
Jan. 31	Tennessee	A	36	*32
Feb. 6	Washington & Lee	H	23	18
Feb. 9	Georgia Tech	H	38	34
Feb. 13	**Georgia**	**A**	**16**	**25**
Feb. 14	**Clemson**	**A**	**26**	**29**
Feb. 16	Georgia Tech	A	35	16
Feb. 20	Vanderbilt	H	43	23
	Southern Conference Tournament (Atlanta, GA)			
Feb. 27	North Carolina State		33	28
Feb. 28	Duke		35	30
Mar. 2	Florida		56	36
Mar. 3	**Maryland (finals)**		27	29
			679	469

—Leading Scorers—

Carey Spicer (Sr. F) 190
Louis McGinnis(Sr. F) 175
George Yates (Jr. C) 128
Jake Bronston (Jr. G) 70
Aggie Sale (So. C-F) 62

1931-32—Won 15, Lost 2.

Coach: Adolph Rupp
Captain: Ellis Johnson

Dec. 15	Georgetown	H	66	24
Dec. 18	Carnegie Tech	H	36	34
Dec. 23	Berea	H	52	27
Dec. 30	Marshall	H	46	16
Jan. 2	Clemson	H	43	24
Jan. 14	Clemson	A	30	17
Jan. 15	Sewanee	A	30	20
Jan. 16	Tennessee	A	29	28
Jan. 21	Chattanooga	H	51	17
Jan. 30	Washington & Lee	H	48	28
Feb. 3	Vanderbilt	A	61	37
Feb. 6	Duke	H	37	30
Feb. 8	Alabama	H	50	22
Feb 13	Tennessee	H	41	27
Feb. 20	**Vanderbilt**	**H**	**31**	**32**
	Southern Conference Tournament (Atlanta, GA)			
Feb. 26	Tulane		50	30
Feb. 27	**North Carolina**		42	43
			743	456

—Leading Scorers—

Aggie Sale (Jr. F) 235
Darrell Darby (Jr. F) 142
John "Frenchy" DeMoisey (So. C-F) 121
Ellis Johnson (Jr. G) 63
Howard Kreuter (Jr. F) 60

1932-33—Won 21, Lost 3.

SEC Champions (Tournament)
Coach: Adolph Rupp
Captain: Forest Sale

Dec. 9	Alumni	H	52	17
Dec. 12	Georgetown	H	62	21
Dec. 17	Marshall	N1	57	23
Dec. 20	Tulane	H	53	17
Dec. 21	Tulane	H	42	11
Dec. 30	Chicago	A	58	26
Jan. 2	**Ohio State**	**H**	**30**	**46**
Jan. 6	Creighton	A	32	26
Jan. 7	**Creighton**	**A**	**22**	**34**
Jan. 10	South Carolina	H	44	36
Jan. 14	Tennessee	A	42	21
Jan. 16	Clemson	H	67	18

Losses in boldface
*Overtime

All-Time Results — 1903-1995

Date	Team	Site	Ky.	Opp.
Jan. 28	Tennessee	H	44	23
Jan. 31	Vanderbilt	A	40	29
Feb. 1	Clemson	A	42	32
Feb. 2	**South Carolina**	**A**	**38**	**44**
Feb. 6	Mexico U.	H	81	22
Feb. 11	Georgia Tech	H	45	22
Feb. 13	Alabama	N2	35	21
Feb. 18	Vanderbilt	H	45	28
	SEC Tournament (Atlanta, GA)			
Feb. 25	Mississippi		49	31
Feb. 26	Florida		48	24
Feb. 27	LSU		51	38
Feb. 28	Mississippi State (finals)		46	27
			1125	637

(N1) Ashland (N2) Birmingham, Ala.

—Leading Scorers—

Aggie Sale (Sr. C-F) 330
John "Frenchy" DeMoisey (Jr. C-F) 287
Bill Davis (Jr. G) 157
Darrell Darby (Sr. F) 91
Ellis Johnson (Sr. G) 91

1933-34—Won 16, Lost 1.

Coach: Adolph Rupp
Captain: John DeMoisey

Dec. 5	Alumni	H	53	20
Dec. 9	Georgetown	H	41	12
Dec. 14	Marshall	H	48	26
Dec. 16	Cincinnati	H	31	25
Dec. 21	Tulane	A	32	22
Dec. 22	Tulane	A	42	29
Jan. 12	Sewanee	A	55	16
Jan. 13	Tennessee	A	44	23
Jan. 20	Chattanooga	H	47	20
Jan. 27	Tennessee	H	53	26
Feb. 1	Alabama	N1	33	28
Feb. 3	Vanderbilt	A	48	26
Feb. 8	Alabama	H	26	21
Feb. 10	Georgia Tech	H	49	25
Feb. 15	Sewanee	H	60	15
Feb. 17	Vanderbilt	H	47	27
	SEC Tournament (Atlanta, GA)			
Feb. 24	**Florida**		**32**	**38**
(N1) Birmingham, Ala.			741	399

—Leading Scorers—

John "Frenchy" DeMoisey (Sr. C) 212
Bill Davis (Sr. G) 141
Dave Lawrence (Jr. F) 135
Garland Lewis (So. C) 69
Jack Tucker (Jr. F) 66

1934-35—Won 19, Lost 2.

Coach: Adolph Rupp
Captain: Dave Lawrence and Jack Tucker

Dec. 10	Alumni	H	95	8
Dec. 13	Oglethorpe	H	81	12
Dec. 21	Tulane	A	38	9
Dec. 22	Tulane	A	52	12
Jan. 2	Chicago	H	42	16
Jan. 5	**New York U.**	**A**	**22**	**23**
Jan. 12	Chattanooga	H	66	19
Jan. 18	Tulane	H	63	22
Jan. 19	Tulane	H	55	12
Jan. 26	Tennessee	H	48	21
Feb. 1	Alabama	N1	33	26
Feb. 2	Vanderbilt	A	58	22
Feb. 5	Xavier	A	40	27
Feb. 9	Georgia Tech	H	57	30
Feb. 11	Alabama	H	25	16
Feb. 13	**Michigan State**	**A**	**26**	**32**
Feb. 16	Tennessee	A	38	36
Feb. 22	Creighton	H	63	42
Feb. 23	Creighton	H	24	13
Mar. 2	Vanderbilt	H	53	19
Mar. 7	Xavier	H	46	29
			985	446

SEC CO-CHAMPIONS
(N1) Birmingham, Ala.

—Leading Scorers—

Leroy Edwards (So. C) 343
Dave Lawrence (Jr. F) 192
Garland Lewis (Jr. C-F) 104
Warfield Donohue (So. G) 69
Jack Tucker (Sr. F) 68

1935-36—Won 15, Lost 6.

Coach: Adolph Rupp
Captain: Milerd Anderson

Dec. 6	Georgetown	H	42	17
Dec. 17	Berea	H	58	30
Dec. 23	Pittsburgh	H	35	17
Jan. 8	**New York U.**	**A**	**28**	**41**
Jan. 14	Xavier	A	36	32
Jan. 17	Tulane	H	49	24
Jan. 18	Tulane	H	39	21
Jan. 21	Michigan State	H	27	19
Jan. 25	Tennessee	H	40	31
Feb. 1	**Vanderbilt**	**A**	**23**	**32**
Feb. 3	Alabama	A	32	30
Feb. 7	Alabama	H	40	34
Feb. 10	**Notre Dame**	**A**	**20**	**41**
Feb. 11	Butler	A	39	28
Feb. 15	**Tennessee**	**A**	**28**	**39**
Feb. 18	Xavier	H	49	40
Feb. 21	Creighton	H	68	38
Feb. 22	**Creighton**	**H**	**29**	**31**
Feb. 24	Vanderbilt	H	61	41
	SEC Tournament (Knoxville, TN)			
Feb. 28	Mississippi State		41	39
Mar. 1	**Tennessee**		**28**	**39**
			812	664

—Leading Scorers—

Ralph Carlisle (So. F) 241
Joe Hagan (So. F) 168
Garland Lewis (Sr. C) 157
Warfield Donohue (Jr. G) 70
J. Rice Walker (So. C-F) 47

1936-37—Won 17, Lost 5.

SEC Champions (Tournament)
Coach: Adolph Rupp
Captain: Warfield Donohue

Dec. 9	Georgetown	H	46	21
Dec. 12	Berea	H	70	26
Dec. 15	Xavier	A	34	28
Dec. 21	Centenary	H	37	19
Jan. 2	Michigan State	H	28	21
Jan. 5	**Notre Dame**	**N1**	**28**	**41**
Jan. 8	Creighton	H	59	36
Jan. 14	**Michigan State**	**A**	**23**	**24**
Jan. 16	Akron U.	N2	32	22
Jan. 23	Tennessee	H	43	26
Jan. 30	Vanderbilt	A	41	26
Feb. 1	Alabama	N3	38	27
Feb. 3	**Tulane**	**A**	**28**	**35**
Feb. 4	Tulane	A	28	25
Feb. 8	Mexico U.	H	60	30
Feb. 10	**Alabama**	**H**	**31**	**34**
Feb. 13	**Tennessee**	**A**	**24**	**26**
Feb. 20	Vanderbilt	H	51	19
Feb. 22	Xavier	H	23	15
	SEC Tournament (Knoxville, TN)			
Feb. 26	Louisiana State		57	37
Feb. 28	Georgia Tech		40	30
Mar. 1	Tennessee (finals)		39	25
			860	593

(N1) Louisville (N2) Cincinnati (N3) Birmingham, Ala.

—Leading Scorers—

Ralph Carlisle (Jr. F) 208
Joe Hagan (Jr. F) 150
Homer Thompson (So. C) 109
Walter Hodge (Sr. G) 78
Bernie Opper (So. G) 74

1937-38—Won 13, Lost 5.

Coach: Adolph Rupp
Captain: J. Rice Walker

Dec. 5	Berea	H	69	35
Dec. 18	Cincinnati	H	38	21
Dec. 22	Centenary	H	35	25
	Sugar Bowl Tournament (New Orleans, LA)			
Dec. 29	Pittsburgh (finals)		40	29
Jan. 8	**Michigan State**	**A**	**37**	**42**
Jan. 10	**Detroit**	**A**	**26**	**34**
Jan. 15	**Notre Dame**	**A**	**37**	**47**
Jan. 22	Tennessee	H	52	27
Jan. 29	Vanderbilt	A	42	19
Jan. 31	Alabama	N1	57	31
Feb. 5	**Xavier**	**A**	**32**	**39**
Feb. 7	Michigan State	H	44	27
Feb. 12	Alabama	H	27	21
Feb. 14	Marquette	H	35	33
Feb. 17	Xavier	H	45	29
Feb. 21	Vanderbilt	H	48	24
Feb. 26	Tennessee	A	29	26
	SEC Tournament (Baton Rouge, LA)			
Mar. 3	**Tulane**		**34**	**36**
			723	543

(N1) Birmingham, AL

—Leading Scorers—

Joe Hagan (Sr. F) 184
Fred Curtis (Jr. F) 114
Bernie Opper (Jr. G) 95
Homer Thompson (Jr. C) 88
Mickey Rouse (So. G) 74

1938-39—Won 16, Lost 4.

SEC Champions (Tournament)
Coach: Adolph Rupp
Captain: Bernard Opper

Dec. 2	Georgetown	H	39	19
Dec. 10	Ky. Wesleyan	H	57	18
Dec. 17	Cincinnati	H	44	27
Dec. 21	Washington & Lee	H	67	47
Jan. 4	**Long Island**	**A**	**34**	**52**
Jan. 6	St. Joseph's	A	41	30
Jan. 14	**Notre Dame**	**N1**	**37**	**42**
Jan. 21	**Tennessee**	**H**	**29**	**30**
Jan. 28	**Alabama**	**N2**	**38**	**41**
Jan. 30	Vanderbilt	A	51	37
Feb. 4	Marquette	H	37	31
Feb. 8	Xavier	A	41	31
Feb. 11	Alabama	H	45	27
Feb. 13	Mississippi State	H	39	28
Feb. 18	Tennessee	A	36	**34
Feb. 21	Xavier	H	43	23
Feb. 25	Vanderbilt	H	52	27
	SEC Tournament (Knoxville, TN)			
Mar. 2	Mississippi		49	30
Mar. 3	Louisiana State		53	34
Mar. 4	Tennessee (finals)		46	38
			878	646

(N1) Louisville (N2) Birmingham

—Leading Scorers—

Fred Curtis (Sr. F) 183
Homer Thompson (Sr. C) 128
Keith Farnsley (So. F) 127
Marion Cluggish (Jr. C) 106
Mickey Rouse (Jr. G) 104

1939-40—Won 15, Lost 6.

SEC Champions (Tournament)
Sugar Bowl Champions
Coach: Adolph Rupp
Captain: Layton Rouse

Dec. 9	Berea	H	74	24
Dec. 16	**Cincinnati**	**H**	**30**	**39**
Dec. 21	Clemson	A	55	31
	Sugar Bowl (New Orleans, LA)			
Dec. 27	Ohio State (finals)		36	30
Jan. 1	Kansas State	H	53	26
Jan. 6	Xavier	A	42	41
Jan. 8	West Virginia	H	47	38
Jan. 13	**Notre Dame**	**A**	**47**	**52**
Jan. 20	Tennessee	H	35	26
Jan. 27	**Alabama**	**N1**	**32**	**36**
Jan. 29	**Vanderbilt**	**A**	**32**	**40**
Feb. 3	Marquette	A	51	45
Feb. 10	Alabama	H	46	18
Feb. 12	Xavier	H	37	29
Feb. 13	Mississippi State	H	45	37
Feb. 17	**Tennessee**	**A**	**23**	**27**
Feb. 19	**Georgia Tech**	**A**	**39**	**44**
Feb. 24	Vanderbilt	H	43	38
	SEC Tournament (Knoxville, TN)			
Feb. 29	Vanderbilt		44	31
Mar. 1	Tennessee		30	29
Mar. 2	Georgia (finals)		51	43
			892	724

(N1) Birmingham, AL

—Leading Scorers—

Mickey Rouse (Sr. G) 175
Keith Farnsley (Jr. F) 152
Marion Cluggish (Sr. C) 152
Lee Huber (Jr. G) 102
Jim King (So. C) 64
Carl Combs (Jr. G) 63

1940-41—Won 17, Lost 8.

Coach: Adolph Rupp
Captain: Lee Huber

Dec. 7	Alumni	H	62	25
Dec. 12	West Virginia	H	46	34
Dec. 13	Maryville	H	53	14
Dec. 18	**Nebraska**	**A**	**39**	**40**
Dec. 19	**Creighton**	**A**	**45**	**54**
Dec. 20	Kansas State	A	28	25
Dec. 27	Centenary	H	70	18
	Sugar Bowl (New Orleans, LA)			
Dec. 30	**Indiana**		**45**	**48**
Jan. 4	**Notre Dame**	**N1**	**47**	**48**
Jan. 9	Xavier	A	48	43
Jan. 11	**West Virginia**	**A**	**43**	**56**
Jan. 18	**Tennessee**	**A**	**22**	**32**
Jan. 20	Georgia Tech	A	47	37
Jan. 25	**Xavier**	**H**	**44**	**49**
Feb. 1	Vanderbilt	A	51	50
Feb. 3	Alabama	A	38	36
Feb. 8	Alabama	H	46	38
Feb. 10	Mississippi	H	60	41
Feb. 15	Tennessee	H	37	28
Feb. 17	Georgia Tech	H	60	41
Feb. 24	Vanderbilt	H	58	31
	SEC Tournament (Louisville, KY)			
Feb. 27	Mississippi		62	52
Feb. 28	Tulane		59	30
Mar. 1	Alabama		39	37
Mar. 2	**Tennessee**		**33**	**36**
			1182	943

(N1) Louisville

—Leading Scorers—

Jim King (Jr. C) 151
Lee Huber (Sr. G) 149
KeithFarnsley (Sr. F) 124
Mel Brewer (So. C) 110
Milt Ticco (So. C-F) 110

1941-42—Won 19, Lost 6.

SEC Champions (Tournament)
Coach: Adolph Rupp
Captain: Carl Staker

Dec. 6	Miami (Ohio) U.	H	35	21
Dec. 13	**Ohio State**	**A**	**41**	**43**
Dec. 16	Nebraska	H	42	27
Dec. 22	South Carolina	H	64	25
Dec. 30	Texas A & M	H	49	29
Jan. 2	Washington & Lee	H	62	32
Jan. 10	Xavier	A	40	39
Jan. 17	**Tennessee**	**A**	**40**	**46**
Jan. 19	Georgia	A	51	26
Jan. 20	Georgia Tech	A	63	53
Jan. 24	Mexico	A	56	26
Jan. 31	Georgia	H	55	38
Feb. 2	**Alabama**	**A**	**35**	**41**
Feb. 7	**Notre Dame**	**A**	**43**	**46**
Feb. 9	Alabama	H	50	34
Feb. 14	Tennessee	A	36	33
Feb. 16	Georgia Tech	H	57	51
Feb. 21	Xavier	H	44	36
	SEC Tournament (Louisville, KY)			
Feb. 26	Florida		42	36
Feb. 27	Mississippi		59	32
Feb. 28	Auburn	40	31	
Mar. 1	Alabama (finals)		36	34
	POSTSEASON GAME (Louisville, KY)			
Mar. 14	**Great Lakes Navy**		**47**	**58**
	NCAA Tournament (New Orleans, LA)			
Mar. 20	Illinois		46	44
Mar. 21	**Dartmouth**		**28**	**47**
			1161	928

—Leading Scorers—

Marvin Akers (Jr. G) 191
Mel Brewer (Jr. C) 175
Milt Ticco (Jr. F) 128
Ermal Allen (Sr. F) 122
Ken England (Jr. G) 117

1942-43—Won 17, Lost 6.

Coach: Adolph Rupp
Co-Captains: Marvin Akers and Melvin Brewer

Dec. 12	Cincinnati	H	61	39
Dec. 19	Washington	H	45	38
Dec. 23	**Indiana**	**N1**	**52**	**58**
Jan. 2	**Ohio State**	**H**	**40**	**45**
Jan. 4	Ft. Knox	H	64	30
Jan. 9	Xavier	A	43	38
Jan. 16	Tennessee	A	30	28
Jan. 18	Georgia	A	60	28
Jan. 19	Georgia Tech	A	38	36
Jan. 23	Notre Dame	N1	60	55
Jan. 26	Vanderbilt	H	39	38
Jan. 30	**Alabama**	**A**	**32**	**41**
Feb. 1	Vanderbilt	A	54	43
Feb. 6	Alabama	H	67	41
Feb. 8	Xavier	H	48	36
Feb. 13	Tennessee	H	53	29
Feb. 15	Georgia Tech	H	58	31
Feb. 20	**DePaul**	**A**	**44**	**53**
	SEC Tournament (Louisville)			
Feb. 25	Tulane		48	31
Feb. 26	Georgia		59	30
Feb. 27	Mississippi State		52	43
Feb. 28	**Tennessee**		**30**	**33**

Losses in boldface
*Overtime

All-Time Results — 1903-1995

Date	Team	Site	Ky.	Opp.
	POSTSEASON GAME (Louisville)			
Mar. 6	Great Lakes Navy		39	53
	—Leading Scorers—			
Milt Ticco (Sr. F)				233
Mel Brewer (Sr. C)				191
Marvin Akers (Sr. G)				163
Mulford Davis (So. F)				156
Kenny Rollins (So. G)				117

1943-44—Won 19, Lost 2.

SEC Champions (Tournament)
Coach: Adolph Rupp
Captain:

Dec. 1	Ft. Knox	H	51	18
Dec. 4	Berea (Naval V-12)	H	54	40
Dec. 11	Indiana	N1	66	41
Dec. 13	Ohio State	A	40	28
Dec. 18	Cincinnati	H	58	30
Dec. 20	**Illinois**	**A**	**41**	**43**
Dec. 28	Carnegie Tech	N2	61	14
Dec. 30	St. John's	A	44	38
Jan. 8	Notre Dame	N1	55	54
Jan. 15	Wright Field	H	61	28
Jan. 31	Ft. Knox A.R.C.	H	76	48
Feb. 5	DePauw	H	38	35
Feb. 7	Illinois	H	51	40
Feb. 12	Cincinnati	A	38	35
Feb. 26	Ohio U.	H	51	35
	SEC Tournament (Louisville)			
Mar. 2	Georgia		57	29
Mar. 3	Louisiana State		55	28
Mar. 4	Tulane (finals)		62	46
	National Invitation Tournament (New York)			
Mar. 20	Utah		46	38
Mar. 22	**St. John's**		**45**	**48**
Mar. 26	Oklahoma A & M (cons)		45	29
			1095	745

—Leading Scorers—

Bob Brannum (Fr. C)	254
Jack Tingle (Fr. F)	177
Jack Parkinson (Fr. G)	147
Wilbur Schu (So. G)	134
Tom Moseley (So. G)	88

1944-45—Won 22, Lost 4.

SEC Champions & NIT Participant
Coach: Adolph Rupp
Captain:

Dec. 2	Ft. Knox	H	56	23
Dec. 4	Berea	H	56	32
Dec. 9	Cincinnati	H	66	24
Dec. 16	Indiana	N1	61	43
Dec. 23	Ohio State	H	53	*48
Dec. 26	Wyoming	N2	50	46
Dec. 30	Temple	A	45	44
Jan. 1	Long Island	A	62	*52
Jan. 6	Ohio U.	H	59	46
Jan. 8	Arkansas State	H	75	6
Jan. 13	Michigan State	H	66	35
Jan. 20	**Tennessee**	**A**	**34**	**35**
Jan. 22	Georgia Tech	A	64	58
Jan. 27	**Notre Dame**	**N1**	**58**	***59**
Jan. 29	Georgia	H	73	37
Feb. 3	Georgia Tech	H	51	32
Feb. 5	**Michigan State**	**A**	**50**	**66**
Feb. 17	Tennessee	H	40	34
Feb. 19	Ohio U.	A	61	38
Feb. 24	Cincinnati	A	65	35
	SEC Tournament (Louisville)			
Mar. 1	Florida		57	35
Mar. 2	Louisiana State		68	37
Mar. 3	Alabama		52	41
Mar. 3	Tennessee (finals)		39	35
	NCAA Tournament (New York)			
Mar. 20	**Ohio State**		**37**	**45**
Mar. 21	Tufts (Consolation)		66	56
			1464	1042

(N1) Louisville (N2) Buffalo, NY

—Leading Scorers—

Jack Tingle (So. F)	293
Jack Parkinson (So. G)	271
Wilbur Schue (Jr. F)	208
Alex Groza (Fr. C)	165
Kenton Campbell (Fr. C)	146

1945-46—Won 28, Lost 2.

SEC Champions (Tounament)
Coach: Adolph Rupp
Captain: Jack Parkinson

Dec. 1	Ft. Knox	H	59	36
Dec. 7	Western Ontario	H	51	42
Dec. 8	Western Ontario	H	71	28
Dec. 15	Cincinnati	H	67	31
Dec. 18	Arkansas	H	67	42
Dec. 21	Oklahoma	H	43	33
Dec. 29	St. John's	A	73	59
Jan. 1	**Temple**	**A**	**45**	**53**
Jan. 5	Ohio U.	H	57	48
Jan. 7	Ft. Benning	H	81	25
Jan. 12	Michigan State	A	55	44
Jan. 14	Xavier	A	62	36
Jan. 19	Tennessee	A	50	32
Jan. 21	Georgia Tech	A	68	43
Jan. 26	**Notre Dame**	**N1**	**47**	**56**
Jan. 28	Georgia Tech	H	54	26
Feb. 5	Michigan State	H	59	51
Feb. 4	Vanderbilt	A	59	37
Feb. 9	Vanderbilt	N2	64	31
Feb. 16	Tennessee	H	54	34
Feb. 19	Ohio University	A	60	52
Feb. 23	Xavier	H	83	40
	SEC Tournament (Louisville)			
Feb. 28	Auburn		69	24
Mar. 1	Florida		69	32
Mar. 2	Alabama		59	30
Mar. 2	Louisiana State (finals)		59	36
	POST-SEASON Game (Louisville)			
Mar. 9	Temple		54	43
	National Invitation Tournament (New York)			
Mar. 16	Arizona		77	53
Mar. 18	West Virginia		59	51
Mar. 20	Rhode Island (finals)		46	45
			1821	1198

(N1) Louisville (N2) Paducah

NIT Champions
—Leading Scorers—

Jack Parkinson (6-0 Jr. G)	11.3
Wallace Jones (6-4 Fr. F)	9.7
Ralph Beard (5-10 Fr. G)	9.3
Jack Tingle (6-3 Jr. F)	9.2
Wilbur Schue (6-4 Sr. F)	7.7

1946-47—Won 34, Lost 3.

SEC Champions (Tournament)
Coach: Adolph Rupp
Captain: Ken Rollins

Nov. 28	Indiana Central	H	78	36
Nov. 30	Tulane	H	64	35
Dec. 2	Ft. Knox	H	68	31
Dec. 7	Cincinnati	A	80	49
Dec. 9	Idaho	H	65	35
Dec. 12	DePaul	N1	65	45
Dec. 14	Texas A & M	H	83	18
Dec. 16	Miami (Ohio) U.	H	62	49
Dec. 21	St. John's	N2	70	50
Dec. 23	Baylor	H	75	34
Dec. 28	Wabash	H	96	24
	Sugar Bowl (New Orleans)			
Dec. 30	**Oklahoma A & M**		**31**	**37**
Jan. 4	Ohio U.	H	46	36
Jan. 11	Dayton U.	H	70	29
Jan. 13	Vanderbilt	A	82	30
Jan. 18	Tennessee	A	54	39
Jan. 20	Georgia Tech	A	70	47
Jan. 21	Georgia	A	84	45
Jan. 25	Xavier	H	71	34
Jan. 27	Michigan State	H	86	36
Feb. 1	Notre Dame	N1	60	30
Feb. 3	Alabama	A	48	37
Feb. 8	**DePaul**	**A**	**47**	**53**
Feb. 10	Georgia	H	81	40
Feb. 15	Tennessee	H	61	46
Feb. 17	Alabama	H	63	33
Feb. 19	Xavier	A	58	31
Feb. 21	Vanderbilt	A	84	41
Feb. 22	Georgia Tech	H	83	46
	SEC Tournament (Louisville)			
Feb. 27	Vanderbilt		98	29
Feb. 28	Auburn		84	18
Mar. 1	Georgia Tech		75	53
Mar. 1	Tulane (finals)		55	38
	Post-Season Game (Louisville)			
Mar. 8	Temple		68	29
	National Invitation Tournament (New York)			
Mar. 17	Long Island		63	62
Mar. 19	North Carolina State		60	42
Mar. 24	**Utah**		**45**	**49**
			2533	1416

Date	Team	Site	Ky.	Opp.
	Madison Square Garden Record Crowd. 18,493			
	—Leading Scorers—			
Alex Groza (6-7 So. C-F)				10.6
Ralph Beard (5-10 So. G)				10.9
Kenneth Rollins (6-0 Jr. G)				8.4
Joe Holland (6-4 Sr. F)				6.2
Wallace Jones (6-4 So. C)				5.9

1947-48—Won 36, Lost 3.

World Champions (Olympic Games)
SEC Champions (Tournament)
National Champions (NCAA Tournament)
Coach: Adolph Rupp
Captain: Kenneth Rollins

Nov. 9	Indiana Central	H	80	41
Dec. 1	Ft. Knox	H	80	41
Dec. 5	Tulsa U.	H	72	18
Dec. 6	Tulsa U.	H	71	22
Dec. 10	DePaul	N1	74	50
Dec. 13	Cincinnati	A	67	31
Dec. 17	Xavier	H	79	37
Dec. 20	**Temple**	**A**	**59**	**60**
Dec. 23	St. John's	A	52	40
Jan. 2	Creighton	A	65	23
Jan. 3	Western Ontario	H	98	41
Jan. 5	Miami (Ohio)	A	67	53
Jan. 10	Michigan State	A	47	45
Jan. 12	Ohio U.	A	79	57
Jan. 17	Tennessee	A	65	54
Jan. 19	Georgia Tech	A	71	56
Jan. 20	Georgia	A	88	51
Jan. 24	Cincinnati	H	70	43
Jan. 31	DePaul	A	68	51
Feb. 2	**Notre Dame**	**A**	**55**	**64**
Feb. 5	Alabama	A	41	31
Feb. 7	Washington U.	N2	69	39
Feb. 9	Vanderbilt	A	82	51
Feb. 14	Tennessee	H	69	42
Feb. 16	Alabama	H	63	33
Feb. 20	Vanderbilt	H	79	43
Feb. 21	Georgia Tech	H	78	54
Feb. 24	Temple	N1	58	38
Feb. 28	Xavier	A	59	37
	SEC Tournament (Louisville)			
Mar. 4	Florida		87	31
Mar. 5	Louisiana State		63	47
Mar. 6	Tennessee		70	47
Mar. 6	Georgia Tech (finals)		54	43
	NCAA Tournament (New York)			
Mar. 18	Columbia		76	53
Mar. 20	Holy Cross		60	52
Mar. 23	Baylor (finals)		58	42
	National Champions Olympic Trials (New York)			
Mar. 27	Louisville		91	57
Mar. 29	Baylor		77	59
	(Championship Collegiate Bracket)			
Mar. 31	**Phillips Oilers (AAU Champs)**		**49**	**53**
			2690	1730

(N1) Louisville (N2) Memphis

	Olympic Team Exhibition Games Kentucky vs. Phillips Oilers			
June 30	**Tulsa, OK**		**52**	**60**
July 2	Kansas City, MO		70	**69
July 7	**Lexington, KY**		**50**	**56**
	@ Olympic Games (London, England)			
July 30	Switzerland		86	21
Aug. 2	Czechoslovokia		53	28
Aug. 3	Argentina		59	57
Aug. 4	Egypt		66	28
Aug. 6	Peru		61	33
Aug. 9	Uruguay		63	28
Aug. 11	Mexico		71	40
Aug. 13	France (finals)		65	21

World Champions
—Leading Scorers—

Alex Groza (6-7 Jr. C)	12.5
(488 TP in 39 games)	
Ralph Beard (5-10 Jr. G)	12.5
Wallace Jones (6-4 Jr. C-F)	9.3
James Line (6-2 So. F)	6.9
Kenneth Rollins (6-0 Sr. G)	6.6

1948-49—Won 32, Lost 2.

National Champions (NCAA Tournament)
SEC Champions (Tournament)
Ranked first Nationally AP
Runner Up Sugar Bowl
Loser NIT in attempted "Grand Slam"
Coach: Adolph Rupp
Captain:

Nov. 29	Indiana Central	H	74	38
Dec. 8	DePaul	N1	67	36
Dec. 10	Tulsa U.	H	81	27
Dec. 13	Arkansas	H	76	39
Dec. 16	Holy Cross	A	51	48
Dec. 18	St. John's	A	57	30
Dec. 22	Tulane	N1	51	47
	Sugar Bowl (New Orleans)			
Dec. 9	Tulane		78	47
Dec. 30	**St. Louis**		**40**	**42**
Jan. 11	Bowling Green State	N2	63	61
Jan. 15	Tennessee	A	66	51
Jan. 17	Georgia Tech	A	56	45
Jan. 22	DePaul	A	56	45
Jan. 29	Notre Dame	N1	62	38
Jan. 31	Vanderbilt	A	72	50
Feb. 2	Alabama	A	56	40
Feb. 3	Mississippi	N3	75	45
Feb. 5	Bradley	N4	62	52
Feb. 8	Tennessee	H	71	56
Feb. 12	Xavier	H	96	50
Feb. 14	Alabama	H	74	32
Feb. 16	Mississippi	H	85	31
Feb. 19	Georgia Tech	H	78	32
Feb. 21	Georgia	H	95	40
Feb. 24	Xavier	A	51	40
Feb. 26	Vanderbilt	H	70	37

(N1) Louisville (N2) Cleveland
(N3) Memphis, TN (N4) Owensboro

	SEC Tournament (Louisville)			
Mar. 3	Florida		73	36
Mar. 4	Auburn		70	39
Mar. 5	Tennessee		83	44
Mar. 5	Tulane (finals)		68	52
	National Invitation Tournament (New York)			
Mar. 14	**Loyola of Chicago**		**56**	**67**
	NCAA Tournament (Eastern Regional) (New York)			
Mar. 21	Villanova		85	72
Mar. 22	Illinois		76	47
	NCAA Finals (Seattle, WA)			
Mar. 26	Oklahoma A & M		46	36
			2320	1492

(FINALS)
NATIONAL CHAMPIONS
—Leading Scorers—

Alex Groza (6-7 Sr. C)	20.5
Ralph Beard (5-10 Sr. G)	10.8
Wallace Jones (6-4 Sr. F-C)	8.6
Cliff Barker (6-2 Sr. G-F)	7.3
Dale Barnstable (6-3 Jr. F-G)	6.1

1949-50—Won 25, Lost 5.

SEC Champions (Tournament)
Sugar Bowl Champions
NIT Participant (0-1)
Ranked 3rd Nationally AP
Coach: Adolph Rupp
Captain: Dale Barnstable

Dec. 3	Indiana Central	H	84	61
Dec. 10	Western Ontario	H	90	18
Dec. 15	**St. John's**	**A**	**58**	**69**
Dec. 21	DePaul	N1	49	47
Dec. 25	Purdue	A	60	54
	Sugar Bowl (New Orleans)			
Dec. 29	Villanova		57	*56
Dec. 30	Bradley (finals)		71	66
Jan. 2	Arkansas	A	57	53
Jan. 4	Mississippi State	N2	87	55
Jan. 9	N. Carolina U.	H	83	44
Jan. 14	**Tennessee**	**A**	**53**	**66**
Jan. 16	Georgia Tech	A	61	47
Jan. 17	**Georgia**	**A**	**60**	**71**
Jan. 21	DePaul	A	86	53
Jan. 23	**Notre Dame**	**A**	**51**	**64**
Jan. 26	Xavier	A	58	47
Jan. 28	Georgia	H	88	56
Jan. 30	Vanderbilt	A	58	54
Feb. 2	Alabama	A	66	64
Feb. 4	Mississippi	N3	61	55

Losses in boldface
*Overtime

All-Time Results — 1903-1995

Date	Team	Site	Ky.	Opp.
Feb. 11	Tennessee	H	79	52
Feb. 13	Alabama	H	77	57
Feb. 15	Mississippi	H	90	50
Feb. 18	Georgia Tech	H	97	62
Feb. 23	Xavier	H	58	53
Feb. 25	Vanderbilt	H	70	66
	SEC Champions			
	SEC TOURNAMENT (Louisville)			
Mar. 2	Mississippi State		56	46
Mar. 3	Georgia		79	63
Mar. 4	Tennessee (finals)		95	58
	National Invitation Tournament			
	(New York)			
Mar. 14	**City Col. of New York**		**50**	**89**
			2089	1696

(N1) Louisville (N2) Owensboro (N3) Memphis, TN

—Leading Scorers—

Bill Spivey (7-0 So. C).....19.3
Jim Line (6-2 Sr. F).....13.1
Walt Hirsch (6-4 Jr. F).....9.9
Bobby Watson (5-10 So. G).....7.5
Dale Barnstable (6-3 Sr. G).....5.9

MEMORIAL COLISEUM ERA

1950-51—Won 32, Lost 2.

National Champions (NCAA Tournaments)
SEC Champions
Ranked 1st Nationally AP-UPI
Third Sugar Bowl Tournament

Coach: Adolph Rupp
Captain: Walt Hirsch
(Including exhibition games, Kentucky won 39 games and lost 2)

Dec. 1	W. Texas State	H	73	43
Dec. 9	Purdue	H	70	52
Dec. 12	Xavier	A	67	56
Dec. 14	Florida	H	85	37
Dec. 16	Kansas	H	68	39
Dec. 23	St. John's	A	43	37
	Sugar Bowl (New Orleans)			
Dec. 29	**St. Louis**		**42**	***43**
Dec. 30	Syracuse (consolation)		69	59
Jan. 5	Auburn	H	79	35
Jan. 8	DePaul	H	63	55
Jan. 13	Alabama	H	65	48
Jan. 15	Notre Dame	H	69	44
Jan. 20	Tennessee	A	70	45
Jan. 22	Georgia Tech	A	82	61
Jan. 27	Vanderbilt	A	74	49
Jan. 29	Tulane	A	104	68
Jan. 31	Louisiana State	A	81	59
Feb. 2	Mississippi State	A	80	60
Feb. 3	Mississippi	(N1)	86	39
Feb. 9	Georgia Tech	H	75	42
Feb. 13	Xavier	H	78	51
Feb. 17	Tennessee	H	86	61
Feb. 19	DePaul	A	60	57
Feb. 23	Georgia	H	88	41
Feb. 24	Vanderbilt	H	89	57
	SEC Champions			
	SEC Tournament (Louisville)			
Mar. 1	Mississippi State		92	70
Mar. 2	Auburn		84	54
Mar. 3	Georgia Tech		82	56
Mar. 3	**Vanderbilt**		**57**	**61**
	POST SEASON Game			
Mar. 13	Loyola of Chicago	H	97	61
	NCAA Tournament			
	(First Round) (Raleigh, NC)			
Mar. 20	Louisville		79	68
	(Eastern Regional) (New York)			
Mar. 22	St. John's		59	43
Mar. 24	Illinois		76	74
	(National Finals) (Minneapolis, MN)			
Mar. 27	Kansas State (finals)		68	58
			2540	1783
	National Champions			
	Exhibition Game			
Apr. 27	KY All Stars 2		92	49
	Puerto Rico Exhibition Tour			
Aug. 25	San German Ath.		86	38
Aug	Ponce Lions		83	43
Aug. 27	San Turce		93	40
Aug. 29	Univ. of Puerto Rice		91	44
Sept. 2	U.S. Navy		52	23
	(Called at half on account of rain)			
Sep. 3	Puerto Rico		75	46
	All-Stars			

(N1) Owensboro, KY

—Leading Scorers—

Bill Spivey (7-0 Jr. C).....19.2
Shelby Linville (6-5 Jr. F).....10.4
Bobby Watson (5-10 Jr. G).....10.4
Frank Ramsey (6-3 So. G).....10.1
Walt Hirsch (6-3 Sr. F).....9.1

1951-52—Won 29, Lost 3.

Ranked 1st Nationally AP-UPI
SEC Championship (14-0)
NCAA Participant (1-1)
Runner Up Sugar Bowl

Coach: Adolph Rupp
Captain: Robert Watson

Dec. 8	Washington & Lee	H	96	46
Dec. 10	Xavier	A	97	72
Dec. 13	**Minnesota**	**A**	**57**	**61**
Dec. 17	St. John's	H	81	40
Dec. 20	DePaul	H	98	60
Dec. 26	UCLA	H	84	53
	Sugar Bowl (New Orleans)			
Dec. 28	Brigham Young		84	64
Dec. 29	**St. Louis**		**60**	**61**
Jan. 2	Mississippi	N1	116	58
Jan. 5	Louisiana State	H	57	47
Jan. 7	Xavier	H	83	50
Jan. 12	Florida	H	99	52
Jan. 14	Georgia	N2	95	55
Jan. 19	Tennessee	A	65	56
Jan. 21	Georgia Tech	A	96	51
Jan. 26	Alabama	A	71	67
Jan. 28	Vanderbilt	A	88	51
Jan. 30	Auburn	A	88	48
Feb. 2	Notre Dame	N3	71	66
Feb. 4	Tulane	H	103	54
Feb. 6	Mississippi	H	81	61
Feb. 9	Georgia Tech	H	93	42
Feb. 11	Mississippi State	H	110	66
Feb. 16	Tennessee	H	95	40
Feb. 21	Vanderbilt	H	75	45
Feb. 23	DePaul	A	63	61
	SEC Champions			
	SEC TOURNAMENT (Louisville)			
Feb. 28	Georgia Tech		80	59
Feb. 29	Tulane		85	61
Mar. 1	Tennessee		81	66
Mar. 1	Louisiana State (finals)		44	43
	NCAA Tournament			
	(Eastern Regional)			
	(Raleigh, NC)			
Mar. 21	Penn. State		82	54
Mar. 22	**St. John's**		**57**	**64**
			2635	1774

(N1) Owensboro, KY (N2) Louisville
(N3) Chicago

—Leading Scorers—

Cliff Hagan (6-4 Jr. C).....21.6
Frank Ramsey (6-3 Jr. G).....15.9
Bobby Watson (5-10 Sr. G).....13.1
Lou Tsioropoulos (6-5 Jr. F).....7.9
Lucian Whitaker (6-0 Sr. F).....7.8

1952-53—No Schedule.

(Under suspension by NCAA)
Intra Squad Scrimmage Result

Coach: Adolph Rupp
Co-Captains: Cliff Hagan and Frank Ramsey

Dec. 13	Varsity	76	Freshman	45
Jan. 19	Ramsey's	71	Hagan's	50
Feb. 4	Hagan's	68	Ramsey's	55
Feb. 28	Blues	49	Whites	47
		264		197

1953-54—Won 25, Lost 0.

Ranked 1st Nationally AP, 2nd UPI
UKIT Champions
SEC Champions (14-0)
Declined NCAA Berth

Coach: Adolph Rupp
Co-Captains: Cliff Hagan and Frank Ramsey

Dec. 5	Temple	H	86	59
Dec. 12	Xavier	A	81	66
Dec. 14	Wake Forest	H	101	69
Dec. 18	St. Louis	A	71	59
	UK Invitation Tournament			
Dec. 21	Duke		85	69
Dec. 22	LaSalle (finals)		73	60
Dec. 28	Minnesota	H	74	59
Jan. 4	Xavier	H	77	71
Jan. 9	Georgia Tech	H	105	53
Jan. 11	DePaul	H	81	63
Jan. 16	Tulane	H	94	43
Jan. 23	Tennessee	A	97	71
Jan. 30	Vanderbilt	A	85	63
Feb. 2	Georgia Tech	N1	99	48
Feb. 4	Georgia	H	106	55
Feb. 6	Georgia	N2	100	68
Feb. 8	Florida	A	97	55
Feb. 13	Mississippi	H	88	62
Feb. 15	Mississippi State	H	81	49
Feb. 18	Tennessee	H	90	63
Feb. 20	DePaul	A	76	61
Feb. 22	Vanderbilt	H	100	64
Feb. 27	Auburn	N3	109	79
Mar. 1	Alabama	A	68	43
	SEC Champions			
	SEC Playoff			
	(Nashville, TN)			

(Playoff game to determine SEC Champion and representative in NCAA Tournament. Kentucky and LSU tied for league title due to a schedule disagreement. Kentucky won but declined NCAA.)

Mar. 9:	Louisiana State	63	56
		2187	1508

(N1) Louisville (N2) Owensboro
(N3) Montgomery, AL

—Leading Scorers—

Cliff Hagan (6-4 Sr. C).....24.0
Frank Ramsey (6-3 Sr. G).....19.6
Lou Tsioropoulos (6-5 Sr. F).....14.5
Billy Evans (6-1 Jr. F).....8.4
Gayle Rose (6-0 Jr. G).....6.7

1954-55—Won 23, Lost 3.

NCAA Tournament Participant (1-1)
UKIT Champions
SEC Champions (12-2)
Ranked 2nd Nationally AP, UPI

Coach: Adolph Rupp
Captain: Bill Evans

Dec. 4	Louisiana State	H	74	58
Dec. 11	Xavier	A	73	69
Dec. 18	Temple	H	79	61
	UK Invitation Tournament			
Dec. 21	Utah		70	65
Dec. 22	LaSalle (finals)		63	54
Dec. 30	St. Louis	H	82	65
Jan. 1	Temple	A	101	69
Jan. 8	**Georgia Tech**	**H**	**58**	**59**
Jan. 10	DePaul	H	92	59
Jan. 15	Tulane	A	58	44
Jan. 17	Louisiana State	A	64	62
Jan. 22	Tennessee	A	84	66
Jan. 29	Vanderbilt	A	75	71
Jan. 31	**Georgia Tech**	**A**	**59**	**65**
Feb. 3	Florida	H	87	63
Feb. 5	Mississippi	N1	84	66
Feb. 7	Mississippi State	A	61	56
Feb. 9	Georgia	H	86	40
Feb. 14	Xavier	H	66	55
Feb. 19	DePaul	A	76	72
Feb. 21	Vanderbilt	H	77	59
Feb. 26	Auburn	H	93	59
Feb. 28	Alabama	H	66	52
Mar. 5	Tennessee	H	104	61
	SEC Champions			
	NCAA Tournament			
	(Eastern Regional)			
	(Evanston, IL)			
Mar. 11	**Marquette**		**71**	**79**
Mar. 12	Penn. State		84	59
			1987	1588

(N1) Memphis, TN

—Leading Scorers—

Bob Burrow (6-7 Jr. C).....19.0
Billy Evans (6-1 Jr. F).....13.9
Jerry Bird (6-6 Jr. F).....10.7
Phil Grawemeyer (6-7 Jr. F).....*13.0
Gayle Rose (6-0 Sr. G).....7.4

*Grawemeyer ranked 4th in total points with 260 in 20 games. Broke leg against DePaul and missed last six games.

1955-56—Won 20, Lost 6.

Ranked 9th Nationally AP
Second SEC (12-2)
NCAA Tournament Participant
UKIT Runner Up

Coach: Adolph Rupp
Captain: Phil Grawemeyer

Dec. 3	Louisiana State	A	62	52
Dec. 10	**Temple**	**H**	**61**	**73**
Dec. 12	DePaul	H	71	69
Dec. 15	Maryland	A	62	61
Dec. 17	Idaho	H	91	49
	UK Invitation Tournament			
Dec. 20	Minnesota		72	65
Dec. 21	**Dayton (finals)**		**74**	**89**
Dec. 28	St. Louis U.	A	101	80
Jan. 7	Georgia Tech	H	104	51
Jan. 12	Tulane	H	85	63
Jan. 14	Louisiana State	H	107	65
Jan. 21	Tennessee	A	95	68
Jan. 28	**Vanderbilt**	**A**	**73**	**81**
Jan. 30	Georgia Tech	A	84	62
Feb. 1	Duke	H	81	76
Feb. 4	Auburn	N1	82	81
Feb. 6	Florida	A	81	70
Feb. 11	Mississippi	H	88	49
Feb. 13	Mississippi State	H	86	65
Feb. 18	**DePaul**	**A**	**79**	**81**
Feb. 20	Vanderbilt	H	76	55
Feb. 25	**Alabama**	**N1**	**77**	**101**
Feb. 27	Georgia	N2	143	66
Mar. 3	Tennessee	H	101	77
	NCAA Tournament			
	(Kentucky represented the SEC in NCAA when champion Alabama declined the bid.)			
	(Eastern Regional)			
	(Iowa City, Iowa)			
Mar. 16	Wayne U.	A	84	64
Mar. 17	**Iowa**	**A**	**77**	**89**
			2197	1802

(N1) Montgomery, AL (N2) Louisville

—Leading Scorers—

Bob Burrow (6-7 Sr. C).....21.1
Jerry Bird (6-6 Sr. F).....16.2
Vernon Hatton (6-3 So. G).....13.3
Gerry Calvert (5-11 Jr. G).....11.2
Phil Grawemeyer (6-7 Sr. F).....8.4

1956-57—Won 23 Lost 5.

Ranked 3rd Nationally AP, UPI
UKIT Champions
SEC Champions (12-2)
Sugar Bowl Champions
NCAA Tournament Participant

Coach: Adolph Rupp
Honorary Co-Captains: Ed Beck and Gerry Calvert

Dec. 1	Washington & Lee	H	94	66
Dec. 3	Miami (FL)	H	114	75
Dec. 8	Temple	A	73	58
Dec. 10	**St. Louis**	**H**	**70**	**71**
Dec. 15	Maryland	H	76	55
Dec. 18	**Duke**	**A**	**84**	**85**
	UK Invitation Tournament			
Dec. 21	Southern Methodist		73	67
Dec. 22	Illinois (finals)		91	70
	Sugar Bowl			
	(New Orleans)			
Dec. 28	Virginia Tech		56	55
Dec. 29	Houston (finals)		111	76
Jan. 5	Georgia Tech	H	95	72
Jan. 7	Loyola (Chicago)	H	81	62
Jan. 12	Louisiana State	A	51	46
Jan. 14	**Tulane**	**A**	**60**	**68**
Jan. 19	Tennessee	A	97	72
Jan. 26	Vanderbilt	A	91	83
Jan. 28	Georgia Tech	A	76	65
Jan. 30	Georgia	H	84	53
Feb. 2	Florida	H	88	61
Feb. 8	Mississippi	N1	75	69
Feb. 11	**Mississippi State**	**A**	**81**	**89**
Feb. 15	Loyola (Chicago)	A	115	65
Feb. 18	Vanderbilt	H	80	78
Feb. 23	Alabama	H	79	60
Feb. 25	Auburn	H	103	85
Mar. 2	Tennessee	H	93	75
	SEC Champions			
	NCAA Tournament			
	(Midwest Regional)			
	(Lexington)			
Mar. 15	Pittsburgh		98	92
Mar. 16	**Michigan State**		**68**	**80**
			2357	1953

(N1) Memphis, TN

—Leading Scorers—

Johnny Cox (6-4 So. F).....19.4
Gerry Calvert (5-11 Sr. G).....15.2
Vernon Hatton (6-3 Jr. G).....14.8
John Crigler (6-3 Jr. F).....10.3
Ed Beck (6-7 Jr. C).....9.5

Losses in boldface
*Overtime

All-Time Results — 1903-1995

1957-58—Won 23, Lost 6.

National Champions
(NCAA Tournament)
SEC Champions (12-2)
Ranked 9th Nationally AP, 14th UPI
UKIT Participant (1-1)

Coach: Adolph Rupp
Honorary Captain: Ed Beck

Date	Team	Site	Ky.	Opp.
Dec. 2	Duke	H	78	74
Dec. 4	Ohio State	A	61	54
Dec. 7	Temple	H	85	***83
Dec. 9	**Maryland**	**A**	**62**	**71**
Dec. 14	St. Louis	A	73	60
Dec. 16	**Southern Methodist**	**A**	**64**	**65**
	UK Invitation Tournament			
Dec. 20	**West Virginia**		**70**	**77**
Dec. 21	Minnesota		78	58
Dec. 23	Utah State	H	92	64
Dec. 30	Loyola (Chicago)	H	75	42
Jan. 4	Georgia Tech	H	76	60
Jan. 6	Vanderbilt	A	86	81
Jan. 11	Louisiana State	H	97	52
Jan. 13	Tulane	H	86	50
Jan. 18	Tennessee	H	77	68
Jan. 27	**Georgia Tech**	**A**	**52**	**71**
Jan. 29	Georgia	N1	74	55
Jan. 31	Florida	A	78	56
Feb. 8	Mississippi	H	96	65
Feb. 10	Mississippi State	H	72	62
Feb. 15	**Loyola (Chicago)**	**A**	**56**	**57**
Feb. 17	Vanderbilt	H	65	61
Feb. 22	Alabama	N2	45	*43
Feb. 24	**Auburn**	**N3**	**63**	**64**
Mar. 1	Tennessee	A	77	66
	SEC CHAMPIONS			
	NCAA Tournament			
	(Mideast Regional)			
	(Lexington)			
Mar. 14	Miami (Ohio)		94	70
Mar. 15	Notre Dame		89	56
	Finals (Louisville)			
Mar. 21	Temple		61	60
Mar. 22	Seattle (finals)		84	72
			2166	1817

NATIONAL COLLEGIATE CHAMPIONS
FOR RECORD FOURTH TIME

(N1) Atlanta (N2) Montgomery, AL
(N3) Birmingham, AL

—Leading Scorers—

Vernon Hatton (6-3 Sr. G) 17.1
Johnny Cox (6-4 Jr. F) 14.9
John Crigler (6-3 Sr. F) 13.6
Adrian Smith (6-0 Sr. G) 12.4
Ed Beck (6-7 Sr. C) 5.6

1958-59—Won 24 Lost 3.

NCAA Tournament Participant (1-1)
UKIT Champions
Second SEC (12-2)
Ranked 2nd Nationally

Coach: Adolph Rupp
Honorary Captain: Johnny Cox

Dec. 1	Florida State	H	91	68
Dec. 6	Temple	A	76	71
Dec. 8	Duke	A	78	64
Dec. 11	Southern Methodist	H	72	60
Dec. 13	St. Louis	H	76	57
Dec. 15	Maryland	H	58	*56
	UK Invitation Tournament			
Dec. 19	Ohio State		95	76
Dec. 20	West Virginia (finals)		97	91
Dec. 29	Navy	H	82	69
Dec. 30	Illinois	N1	76	75
Jan. 3	Georgia Tech	H	72	62
Jan. 6	**Vanderbilt**	**A**	**66**	**75**
Jan. 10	Louisiana State	A	76	61
Jan. 12	Tulane	A	85	68
Jan. 17	Tennessee	H	79	58
Jan. 26	Georgia Tech	A	94	70
Jan. 29	Georgia	H	108	55
Jan. 31	Florida	H	94	51
Feb. 7	Mississippi	N2	97	72
Feb. 9	**Mississippi State**	**A**	**58**	**66**
Feb. 14	Notre Dame	N3	71	52
Feb. 18	Vanderbilt	H	83	71
Feb. 21	Auburn	H	75	56
Feb. 23	Alabama	H	39	32
Feb. 28	Tennessee	A	69	56
	NCAA Tournament			
	(Kentucky represented the SEC in NCAA when champion Mississippi State declined the bid.)			
	(Mideast Regional)			
	(Evanston, IL)			
Mar. 13	Louisville		61	76
Mar. 14	Marquette		98	69
			2126	1737

(N1) Louisville (N2) Jackson, MS (N3) Chicago

—Leading Scorers—

Johnny Cox (6-4 Sr. F) 17.9
Billy Ray Lickert (6-3 So. G) 13.5
Bennie Coffman (6-0 Jr. G) 10.7
Don Mills (6-6 Jr. C) 10.5
Sid Cohen (6-1 Jr. G) 8.1
Dickie Parsons (5-10 So. G) 8.0

1959-60—Won 18 Lost 7.

Third SEC (10-4)
UKIT Runner Up

Coach: Adolph Rupp
Co-Captains: Bill Lickert and Don Mills

Dec. 1	Colorado State	H	106	73
Dec. 4	UCLA	A	68	66
Dec. 5	**Southern California**	**A**	**73**	**87**
Dec. 12	**St. Louis**	**A**	**61**	**73**
Dec. 14	Kansas	A	77	*72
	UK Invitation Tournament			
Dec. 18	North Carolina		76	70
Dec. 19	**West Virginia**		**70**	**79**
Dec. 20	Temple	N1	97	92
Dec. 28	Ohio State	H	96	93
Jan. 2	**Georgia Tech**	**H**	**54**	**62**
Jan. 5	Vanderbilt	A	76	59
Jan. 9	Louisiana State	H	77	45
Jan. 11	Tulane	H	68	42
Jan. 16	Tennessee	A	78	68
Jan. 25	**Georgia Tech**	**A**	**44**	**65**
Jan. 27	Georgia	N2	84	60
Jan. 29	Florida	A	75	62
Feb. 6	Mississippi	H	61	43
Feb. 8	Mississippi State	H	90	59
Feb. 13	Notre Dame	H	68	65
Feb. 16	Vanderbilt	H	68	60
Feb. 20	**Auburn**	**A**	**60**	**61**
Feb. 22	Alabama	N3	75	55
Feb. 27	**Tennessee**	**H**	**63**	**65**
Mar. 5	Pittsburgh	H	73	66
			1838	1642

(N1) Louisville (N2) Columbus, GA
(N3) Montgomery, AL

—Leading Scorers—

Billy Ray Lickert (6-3 Jr. f-G) 14.4
Don Mills (6-6 Sr. C-F) 12.7
Sid Cohen (6-1 Sr. G) 10.7
Bennie Coffman (6-0 Sr. G) 10.2
Ned Jennings (6-9 Jr. C) 8.8

1960-61—Won 19 Lost 9.

NCAA Tournament Participant
UKIT Runner-Up
Second SEC (10-4)
Ranked 18th Nationally UPI

Coach: Adolph Rupp
Captain: Dick Parsons

Dec. 1	Virginia Military Institute	H	72	56
Dec. 3	**Florida State**	**H**	**58**	**63**
Dec. 7	Notre Dame	N1	68	62
Dec. 13	North Carolina	N2	70	65
Dec. 17	**Temple**	**A**	**58**	**66**
	UK Invitation Tournament			
Dec. 21	Illinois		83	78
Dec. 22	**St. Louis**		**72**	***74**
Dec. 31	Missouri	H	81	69
Jan. 2	Miami (Ohio)	H	70	58
Jan. 7	Georgia Tech	H	89	79
Jan. 9	**Vanderbilt**	**A**	**62**	**64**
Jan. 13	**Louisiana State**	**A**	**59**	**73**
Jan. 14	**Tulane**	**A**	**70**	**72**
Jan. 21	Tennessee	H	83	54
Jan. 30	**Georgia Tech**	**A**	**60**	**62**
Feb. 4	Florida	H	89	68
Feb. 7	Georgia	H	74	67
Feb. 11	Mississippi	N3	74	60
Feb. 13	Mississippi State	A	68	62
Feb. 17	UCLA	H	77	76
Feb. 21	Vanderbilt	H	60	59
Feb. 25	Alabama	H	80	53
Feb. 27	Auburn	H	77	51
Mar. 4	Tennessee	A	68	61
	SEC Playoff			
	(Knoxville, TN)			
	(To determine SEC representative in NCAA Tournament after champion Mississippi State declined bid. Second place Kentucky and Vanderbilt each had 10-4 records.)			
Mar. 9	Vanderbilt		88	67
Mar. 11	**Marquette**	**N4**	**72**	**88**
	NCAA Tournament			
	(Mideast Regional)			
	(Louisville)			
Mar. 17	Morehead		71	64
Mar. 18	**Ohio State**		**74**	**87**
			2027	1858

(N1) Louisville (N2) Greensboro, NC
(N3) Jackson, MS (N4) Chicago

—Leading Scorers—

Billy Ray Lickert (6-3 Sr. F-G) 16.0
Roger Newman (6-4 Sr. F-G) 14.1
Larry Pursiful (6-1 Jr. G) 13.4
Ned Jennings (6-9 Sr. C) 11.5
Carroll Burchett (6-4 Jr. F-C) 5.1

1961-62—Won 23 Lost 3.

UKIT Champions
SEC Co-Champions (13-1)
NCAA Tournament Participant (1-1)
Ranked 3rd Nationally AP, UPI

Coach: Adolph Rupp
Captain: Larry Pursiful

Dec. 2	Miami (Ohio)	H	93	61
Dec. 4	**Southern California**	**H**	**77**	**79**
Dec. 11	St. Louis	H	86	77
Dec. 16	Baylor	H	94	60
Dec. 18	Temple	H	78	55
	UK Invitation Tournament			
Dec. 22	Tennessee		96	69
Dec. 23	Kansas State (finals)		80	67
Dec. 27	Yale	H	79	58
Dec. 30	Notre Dame	N1	100	53
Jan. 2	Virginia	H	93	73
Jan. 6	Georgia Tech	H	89	70
Jan. 8	Vanderbilt	A	77	68
Jan. 12	Louisiana State	H	84	63
Jan. 15	Tennessee	A	95	82
Jan. 29	Georgia Tech	A	71	62
Jan. 31	Georgia	N2	86	59
Feb. 2	Florida	A	81	69
Feb. 10	Mississippi	H	83	60
Feb. 12	**Mississippi State**	**H**	**44**	**49**
Feb. 19	Vanderbilt	H	87	80
Feb. 24	Alabama	A	73	65
Feb. 26	Auburn	A	63	60
Mar. 5	Tulane	H	97	72
Mar. 10	Tennessee	H	90	59
	SEC Co-Champions			
	NCAA Tournament			
	(Mideast Regional)			
	(Iowa City, IA)			
Mar. 16	Butler		81	60
Mar. 17	**Ohio State**		**64**	**74**
			2141	1704

(N1) Freedom Hall, Louisville
(N2) Georgia Tech Coliseum, Atlanta

—Leading Scorers—

Cotton Nash (6-5 So. C-F) 23.4
Larry Pursiful (6-1 Sr. G) 19.1
Carroll Burchett (6-4 Sr. C-F) 11.2
Scotty Baesler (6-0 Jr. G) 10.9
Roy Roberts (6-4 Jr. F) 7.0

1962-63—Won 16 Lost 9.

Fifth SEC (8-6) UKIT Champions

Coach: Adolph Rupp
Captain: Scotty Baesler

Dec. 1	**Virginia Tech**	**H**	**77**	**80**
Dec. 8	Temple	A	56	52
Dec. 12	Florida State	H	83	54
Dec. 15	Northwestern	H	71	60
Dec. 17	**North Carolina**	**H**	**66**	**68**
	UK Invitation Tournament			
Dec. 21	Iowa		94	69
Dec. 22	West Virginia (finals)		79	75
Dec. 27	Dartmouth	H	95	49
Dec. 29	Notre Dame	N1	78	70
Dec. 31	**St. Louis**	**A**	**63**	**87**
Jan. 5	**Georgia Tech**	**H**	**85**	****86**
Jan. 7	Vanderbilt	A	106	82
Jan. 11	Louisiana State	A	63	56
Jan. 12	Tulane	A	81	72
Jan. 19	Tennessee	H	69	*78
Jan. 26	Xavier	H	90	76
Jan. 28	**Georgia Tech**	**A**	**62**	**66**
Jan. 31	Georgia	H	74	67
Feb. 2	Florida	H	94	71
Feb. 9	Mississippi	N2	75	69
Feb. 11	**Mississippi State**	**A**	**52**	**56**
Feb. 18	**Vanderbilt**	**H**	**67**	**69**
Feb. 23	Auburn	H	78	59
Feb. 25	Alabama	H	80	63
Mar. 2	**Tennessee**	**A**	**55**	**63**
			1893	1697

(N1) Louisville (N2) Jackson, MS)

—Leading Scorers—

Cotton Nash (6-5 Jr. F-C) 20.6
*Charles Ishmael (6-5 Jr. G) 11.1
Ted Deeken (6-3 Jr. F) 9.8
Scotty Baesler (6-0 Sr G) 9.7
Roy Roberts (6-4 Sr. F) 9.0
*Ineligible second semester

1963-64—Won 21 Lost 6.

UKIT and Sugar Bowl Champions
SEC Champions (11-3)
Ranked Third UPI, 4th AP Nationally
NCAA Tournament Participant (0-2)

Coach: Adolph Rupp
Co-Captains: Cotton Nash and Ted Deeken

Nov. 30	Virginia	H	75	64
Dec. 2	Texas Tech	H	107	91
Dec. 7	Northwestern	A	95	63
Dec. 9	North Carolina	H	100	80
Dec. 14	Baylor	H	101	65
	UK INVITATION TOURNAMENT			
Dec. 20	Wisconsin		108	85
Dec. 21	Wake Forest (finals)		98	75
Dec. 28	Notre Dame	N1	101	81
	Sugar Bowl (New Orleans)			
Dec. 30	Loyola (La.)		86	64
Dec. 31	Duke (finals)		81	79
Jan. 4	**Georgia Tech**	**A**	**67**	**76**
Jan. 6	**Vanderbilt**	**A**	**83**	**85**
Jan. 10	Louisiana State	H	103	84
Jan. 11	Tulane	H	105	63
Jan. 18	Tennessee	H	66	57
Jan. 25	Georgia Tech	H	79	62
Feb. 1	Florida	A	77	72
Feb. 3	Georgia	A	103	83
Feb. 8	Mississippi	H	102	59
Feb. 10	Mississippi State	H	65	59
Feb. 17	Vanderbilt	H	104	73
Feb. 23	Auburn	N2	99	79
Feb. 24	**Alabama**	**A**	**59**	**65**
Feb. 29	Tennessee	A	42	38
Mar. 2	**St. Louis**	**H**	**60**	**67**
	SEC Champions			
	NCAA Tournament			
	(Mideast Regional)			
	(Minneapolis)			
Mar. 13	**Ohio University**		**69**	**85**
Mar. 14	**Loyola (Chicago)**		**91**	**100**
			2326	1954

(N1) Louisville (N2) Montgomery, AL

—Leading Scorers—

Cotton Nash (6-5 Sr. C-F) 24.0
Ted Deeken (6-3 Sr. F) 18.5
Larry Conley (6-3 So. F-C) 12.2
Terry Mobley (6-2 Jr. G) 9.4
Randy Embry (5-11 Jr. G) 7.2

1964-65—Won 15 Lost 10.

5th SEC (10-6)
Unranked in Polls
UKIT Runner Up

Coach: Adolph Rupp
Captain: Randy Embry

Dec. 4	Iowa	H	85	77
Dec. 7	**North Carolina**	**N1**	**67**	**82**
Dec. 9	Iowa State	H	100	74
Dec. 12	Syracuse	H	110	77
	UK Invitation Tournament			
Dec. 18	West Virginia		102	78
Dec. 19	**Illinois**		**86**	**91**
Dec. 22	**St. Louis**	**A**	**75**	**80**
Dec. 29	**Notre Dame**	**N2**	**97**	**111**
Jan. 2	Dartmouth	H	107	67
Jan. 5	**Vanderbilt**	**H**	**79**	**97**
Jan. 9	Louisiana State	A	79	66
Jan. 11	Tulane	A	102	72

Losses in boldface
*Overtime

All-Time Results — 1903-1995

Date	Team	Site	Ky.	Opp.
Jan. 16	Tennessee	A	58	77
Jan. 18	Auburn	H	73	67
Jan. 23	**Florida**	**A**	**68**	**84**
Jan. 25	Georgia	A	102	82
Jan. 30	Florida	H	78	61
Feb. 1	Georgia	H	96	64
Feb. 6	Mississippi	H	102	65
Feb. 8	Mississippi State	H	74	56
Feb. 16	**Vanderbilt**	**A**	**90**	**91**
Feb. 20	**Auburn**	**A**	**69**	**88**
Feb. 22	**Alabama**	**A**	**71**	**75**
Feb. 27	Tennessee	H	61	60
Mar. 1	Alabama	H	78	72
			2109	1914

(N1) Charlotte, NC (N2) Louisville

—Leading Scorers—

Louie Dampier (6-0 So. G)....17.0
Pat Riley (6-4 So. F)....15.0
Tommy Kron (6-5 Jr. G-F)....12.3
John Adams (6-7 Sr. C)....11.8
Larry Conley (6-3 Jr. F)....11.6

1965-66—Won 27 Lost 2.

SEC Champions (15-1)
UKIT Champions
Ranked First Nationally in Polls
National Runner Up in NCAA

Coach: Adolph Rupp
Honorary Captain:

Dec. 1	Hardin-Simmons	H	83	55
Dec. 4	Virginia	A	99	73
Dec. 8	Illinois	A	86	68
Dec. 11	Northwestern	H	86	75
	UK Invitation Tournament			
Dec. 17	Air Force		78	58
Dec. 18	Indiana (finals)		91	56
Dec. 22	Texas Tech	A	89	73
Dec. 29	Notre Dame	N1	103	69
Jan. 3	St. Louis	H	80	70
Jan. 8	Florida	A	78	64
Jan. 10	Georgia	A	69	**65
Jan. 15	Vanderbilt	H	96	83
Jan. 24	Louisiana State	H	111	85
Jan. 29	Auburn	H	115	78
Jan. 31	Alabama	H	82	62
Feb. 2	Vanderbilt	A	105	90
Feb. 5	Georgia	H	74	50
Feb. 7	Florida	H	85	75
Feb. 12	Auburn	A	77	64
Feb. 14	Alabama	A	90	67
Feb. 19	Mississippi State	A	73	69
Feb. 21	Mississippi	A	108	65
Feb. 26	Tennessee	H	78	64
Mar. 5	**Tennessee**	**A**	**62**	**69**
Mar. 7	Tulane	H	103	74
	SEC Champions			
	NCAA Tournament			
	(Mideast Regional)			
	(Iowa City, IA)			
Mar. 11	Dayton		86	79
Mar. 12	Michigan		84	77
	(Finals)			
	(College Park, MD)			
Mar. 18	Duke		83	79
Mar. 19	**Texas Western**		**65**	**72**
			2519	2028
	International Universities Tournament			
	(Tel Aviv, Israel)			
Aug. 3	Warsaw University		67	58
Aug. 4	Cambridge University		104	45
Aug. 6	Salonika University		91	60
Aug. 10	Istanbul University		82	36
Aug. 11	Warsaw University		87	57

(N1) Louisville

—Leading Scorers—

Pat Riley (6-4 Jr. F)....21.9
Louie Dampier (6-0 Jr. G)....21.1
Thad Jaracz (6-5 So. C)....13.2
Larry Conley (6-3 Sr. F)....11.5
Tommy Kron (6-5 Sr. G)....10.2

1966-67—Won 13 Lost 13.

(Worst Record under Rupp)
Tied 5th SEC (8-10) Unranked in Polls
UKIT Champions

Coach: Adolph Rupp
Honorary Captain:

Dec. 3	Virginia	H	104	84
Dec. 5	**Illinois**	**H**	**97**	**98
Dec. 10	Northwestern	A	118	116
Dec. 13	**North Carolina**	**H**	**55**	**64**
Dec. 17	**Florida**	**H**	**75**	**78**
	UK Invitation Tournament			
Dec. 22	Oregon State		96	66
Dec. 23	Kansas State (finals)		83	79
Dec. 28	**Cornell**	**H**	**77**	**92**
Dec. 31	Notre Dame	N1	96	85
Jan. 5	**Vanderbilt**	**H**	**89**	**91**
Jan. 14	**Florida**	**A**	**72**	**89**
Jan. 16	**Georgia**	**A**	**40**	**49**
Jan. 21	Auburn	H	60	58
Jan. 23	**Tennessee**	**H**	**50**	**52**
Jan. 28	Louisiana State	H	102	72
Jan. 30	Mississippi	H	96	53
Feb. 4	Louisiana State	A	105	84
Feb. 6	Mississippi	A	79	70
Feb. 11	**Mississippi State**	**H**	**72**	**77**
Feb. 13	**Tennessee**	**A**	**57**	**76**
Feb. 18	Mississippi State	A	103	74
Feb. 20	Georgia	H	101	76
Feb. 25	**Alabama**	**A**	**71**	**81**
Feb. 27	**Auburn**	**A**	**49**	**60**
Mar. 4	**Vanderbilt**	**A**	**94**	**110**
Mar. 6	Alabama	H	110	78
			2151	2012

(N1) Louisville

—Leading Scorers—

Louie Dampier (6-0 Sr. G)....20.6
Pat Riley (6-4 So. F)....17.4
Thad Jaracz (6-5 Jr. C-F)....11.3
Cliff Berger (6-8 Jr. C)....11.3
Phil Argento (6-0 So. G)....5.2

1967-68—Won 22 Lost 5.

Ranked 4th in Polls
SEC Champions (15-3)
UKIT Champions

Coach: Adolph Rupp
Captain: Thad Jaracz

Dec. 2	Michigan	A	96	79
Dec. 4	Florida	H	99	76
Dec. 6	Xavier	H	111	76
Dec. 9	Pennsylvania	H	64	49
Dec. 12	**North Carolina**	**N1**	**77**	**84**
	UK Invitation Tournament			
Dec. 22	Dayton		88	85
Dec. 23	South Carolina (finals)		76	66
Dec. 30	Notre Dame	N2	81	73
Jan. 6	Vanderbilt	A	94	78
Jan. 8	Alabama	A	84	76
Jan. 13	**Florida**	**A**	**78**	**96**
Jan. 15	Georgia	H	104	73
Jan. 20	**Auburn**	**A**	**73**	**74**
Jan. 22	**Tennessee**	**A**	**59**	**87**
Jan. 27	Louisiana State	A	121	95
Jan. 29	Mississippi	A	85	76
Feb. 3	Louisiana State	H	109	96
Feb. 5	Mississippi	H	78	62
Feb. 10	Mississippi State	A	92	84
Feb. 12	Tennessee	H	60	59
Feb. 17	Mississippi State	H	107	81
Feb. 19	Georgia	A	106	87
Feb. 24	ALabama	H	96	83
Feb. 26	Auburn	H	89	57
Mar. 2	Vanderbilt	H	85	80
	SEC Champions			
	NCAA Tournament			
	(Mideast Regional)			
	(Lexington)			
Mar. 15	Marquette		107	89
Mar. 16	**Ohio State**		**81**	**82**
			2400	2103

(N1) Greensboro, NC (N2) Louisville

—Leading Scorers—

Mike Casey (6-4 So. G)....20.1
Dan Issel (6-8 So. C)....16.4
Mike Pratt (6-4 So. F)....14.1
Thad Jaracz (6-5 Sr. F)....11.3
Phil Argento (6-2 Jr. G)....12.3

1968-69—Won 23 Lost 5.

Ranked 7th in Polls
SEC Champions (16-2)
UKIT Champions

Coach: Adolph Rupp
Captain: Phil Argento

Nov. 30	Xavier	H	115	77
Dec. 2	Miami	A	86	77
Dec. 7	**North Carolina**	**H**	**77**	**87**
Dec. 14	Pennsylvania	A	102	78
	UK Invitation Tournament			
Dec. 20	Michigan		112	104
Dec. 21	Army (finals)		80	65
Dec. 28	Notre Dame	N1	110	90
Dec. 31	**Wisconsin**	**N2**	**65**	**69**
Jan. 4	Mississippi	A	69	59
Jan. 6	Mississippi State	A	91	72
Jan. 11	Florida	H	88	67
Jan. 13	Georgia	H	88	68
Jan. 18	Tennessee	A	69	66
Jan. 25	Louisiana State	A	108	96
Jan. 27	Alabama	A	83	*70
Feb. 1	Vanderbilt	H	103	89
Feb. 3	Auburn	H	105	93
Feb. 8	Mississippi	H	104	68
Feb. 10	Mississippi State	H	91	69
Feb. 15	**Florida**	**A**	**81**	**82**
Feb. 17	Georgia	A	85	77
Feb. 22	Louisiana State	H	103	89
Feb. 26	Alabama	H	108	79
Mar. 1	**Vanderbilt**	**A**	**99**	**101**
Mar. 3	Auburn	A	90	86
Mar. 8	Tennessee	H	84	69
	SEC Champions			
	NCAA Tournament			
	(Mideast Regional)			
	(Madison, WI)			
Mar. 13	**Marquette**		**74**	**81**
Mar. 15	Miami		72	71
			2542	2199

(N1) Louisville (N2) Chicago

—Leading Scorers—

Dan Issel (6-8 Jr. C)....26.6
Mike Casey (6-4 Jr. G)....19.1
Mike Pratt (6-4 Jr. F)....16.9
Phil Argento (6-2 Sr. G)....10.0
Larry Steele (6-5 So. F)....8.6



Dan Issel goes up for two of his 2,138 career points at UK. He averaged 33.9 points per game his senior year and led the Cats to a No. 1 ranking in the polls. But UK was upset in the NCAA Tournament by Jacksonville, 106-100.

Losses in boldface
*Overtime

All-Time Results — 1903-1995

1969-70—Won 26, Lost 2.

SEC Champions (17-1)
UKIT Champions
Ranked First Nationally in Polls
Coach: Adolph Rupp
Co-Captains: Dan Issel and Mike Pratt

Date	Team	Site	Ky.	Opp.
Dec. 1	West Virginia	H	106	87
Dec. 6	Kansas	H	115	85
Dec. 8	North Carolina	N1	94	87
Dec. 13	Indiana	H	109	92
	UK Invitation Tournament			
Dec. 19	Navy		73	59
Dec. 20	Duke (finals)		98	76
Dec. 27	Notre Dame	N2	102	100
Dec. 29	Miami (Ohio)	H	80	58
Jan. 3	Mississippi	H	95	73
Jan. 5	Mississippi State	H	111	76
Jan. 10	Florida	A	88	69
Jan. 12	Georgia	A	72	71
Jan. 17	Tennessee	H	68	52
Jan. 24	Louisiana State	H	109	96
Jan. 26	Alabama	H	86	71
Jan. 31	**Vanderbilt**	**A**	**81**	**89**
Feb. 2	Auburn	A	84	83
Feb. 7	Mississippi	A	120	85
Feb. 9	Mississippi State	A	86	57
Feb. 14	Florida	H	110	66
Feb. 16	Georgia	H	116	86
Feb. 21	Louisiana State	A	121	105
Feb. 23	Alabama	A	98	89
Feb. 28	Vanderbilt	H	90	86
Mar. 2	Auburn	H	102	81
Mar. 7	Tennessee	A	86	69
	SEC Champions			
	NCAA Tournament			
	(Mideast Regional)			
	(Columbus, OH)			
Mar. 12	Notre Dame		109	99
Mar. 14	**Jacksonville**		100	106
			2709	2253

—Leading Scorers—
Dan Issel (6-8 Sr. C) 33.9
Mike Pratt (6-4 Sr. F) 19.3
Tom Parker (6-6 So. F) 10.4
Larry Steele (6-5 Jr. F) 8.8
Terry Mills (6-2 Jr. G) 8.1

1970-71—Won 22 Lost 6.

SEC Champions (16-2)
UKIT Runner Up
Ranked 10th AP
Coach: Adolph Rupp
Honorary Co-Captains: Mike Casey and Larry Steele

Date	Team	Site	Ky.	Opp.
Dec. 1	Northwestern	A	115	100
Dec. 5	Michigan	H	104	93
Dec. 7	West Virginia	A	106	100
Dec. 12	Indiana	A	95	*93
	UK Invitation Tournament			
Dec. 18	DePaul		106	85
Dec. 19	**Purdue (finals)**		**83**	**89**
Dec. 22	Oregon State	H	84	78
Dec. 29	**Notre Dame**	**N1**	**92**	**99**
Jan. 2	Mississippi	A	103	95
Jan. 4	Mississippi State	A	79	71
Jan. 9	Florida	H	101	75
Jan. 11	Georgia	H	79	66
Jan. 16	**Tennessee**	**A**	**71**	**75**
Jan. 23	Louisiana State	A	82	79
Jan. 25	Alabama	A	86	73
Jan. 30	Vanderbilt	H	102	92
Feb. 1	Auburn	H	114	76
Feb. 6	Mississippi	H	121	86
Feb. 8	Mississippi State	H	102	83
Feb. 13	**Florida**	**A**	**65**	**74**
Feb. 15	Georgia	A	107	95
Feb. 20	Louisiana State	H	110	73
Feb. 22	Alabama	H	101	74
Feb. 27	Vanderbilt	A	119	90
Mar. 1	Auburn	A	102	83
Mar. 6	Tennessee	H	84	78
	SEC Champions			
	NCAA Tournament			
	(Mideast Regional)			
	(Athens, GA)			
Mar. 18	**Western Kentucky**		**83**	**107**
Mar. 20	**Marquette**		74	91
			2670	2373

(N1) Louisville

—Leading Scorers—
Tom Parker (6-7 Jr. F) 17.6
Mike Casey (6-4 Sr. G) 17.0
Tom Payne (7-2 So. C) 16.9
Kent Hollenbeck (6-4 Jr. G) 14.0
Larry Steele (6-5 Sr. F) 13.1

1971-72—Won 21 Lost 7.

SEC Champions (14-4)
UKIT Champions
Ranked 14th UPI and 18th AP
Coach: Adolph Rupp
Honorary Co-Captains: Stan Key and Tom Parker

Date	Team	Site	Ky.	Opp.
Dec. 1	Northwestern	H	94	85
Dec. 4	Kansas	A	79	69
Dec. 6	Kansas State	A	71	64
Dec. 11	**Indiana**	**N1**	**89**	****90**
Dec. 13	**Michigan State**	**H**	**85**	**91**
	UK Invitation Tournament			
Dec. 17	Missouri		83	79
Dec. 18	Princeton (finals)		96	82
Dec. 28	Notre Dame	N1	83	67
Jan. 8	Mississippi	H	93	82
Jan. 10	Mississippi State	H	104	76
Jan. 15	**Florida**	**A**	**70**	**72**
Jan. 17	**Georgia**	**A**	**73**	**85**
Jan. 22	Tennessee	H	72	70
Jan. 24	Vanderbilt	H	106	80
Jan. 29	Louisiana State	H	89	71
Jan. 31	Alabama	H	77	74
Feb. 5	Vanderbilt	A	85	*80
Feb. 7	Auburn	A	78	72
Feb. 12	Mississippi	A	90	82
Feb. 14	Mississippi State	A	63	55
Feb. 19	Florida	H	95	68
Feb. 21	Georgia	H	87	63
Feb. 26	**Louisiana State**	**A**	**71**	**88**
Feb. 28	**Alabama**	**A**	**70**	**73**
Mar. 6	Auburn	H	102	67
Mar. 9	Tennessee	A	67	66
	SEC Co-Champions			
	(Earned NCAA bid by beating Tennesse twice.)			
	NCAA Tournament			
	(Mideast Regional)			
	(Dayton, OH)			
Mar. 16	Marquette		85	69
Mar. 18	**Florida State**		54	73
			2311	2093

(N1) Louisville

—Leading Scorers—
Jim Andrews (6-11 Jr. C) 21.5
Tom Parker (6-7 Sr. F) 18.0
Ronnie Lyons (5-10 So. G) 13.2
Stan Key (6-3 Sr. G) 12.5
Larry Stamper (6-6 Jr. F) 10.3

JOE B. HALL ERA

1972-73—Won 20 Lost 8.

SEC Champions (14-4)
UKIT Champions
Ranked 15th UPI and 17th AP
Coach: Joe B. Hall
Honorary Captain: Jim Andrews

Date	Team	Site	Ky.	Opp.
Dec. 2	Michigan State	A	75	66
Dec. 4	**Iowa**	**H**	**66**	**79**
Dec. 9	**Indiana**	**A**	**58**	**64**
Dec. 11	**North Carolina**	**N1**	**70**	**78**
	UK Invitation Tournament			
Dec. 15	Nebraska		85	60
Dec. 16	Oregon (finals)		95	68
Dec. 23	Kansas	H	77	71
Dec. 30	Notre Dame	N1	65	63
Jan. 6	**Mississippi**	**A**	**58**	**61**
Jan. 8	Mississippi State	A	90	81
Jan. 13	Florida	H	95	65
Jan. 15	Georgia	H	89	68
Jan. 20	**Tennessee**	**A**	**64**	**65**
Jan. 22	**Vanderbilt**	**A**	**75**	**76**
Jan. 27	Louisiana State	A	86	71
Jan. 29	Alabama	A	95	93
Feb. 3	**Vanderbilt**	**H**	**76**	**83**
Feb. 5	Auburn	H	88	57
Feb. 10	Mississippi	H	88	70
Feb. 12	Mississippi State	H	100	*87
Feb. 17	Florida	A	94	83
Feb. 19	Georgia	A	99	86
Feb. 24	Louisiana State	H	94	76
Feb. 26	Alabama	H	111	95
Mar. 3	Auburn	A	91	79
Mar. 8	Tennessee	H	86	81
	SEC Champions			
	NCAA Tournament			
	(Mideast Regional)			
	(Nashville, TN)			
Mar. 15	Austin Peay		106	*100
Mar. 17	**Indiana**		65	72
			2341	2093

(N1) Louisville

—Leading Scorers—
Jim Andrews (6-11 Sr. C) 20.1
Kevin Grevey (6-5 So. F) 18.7
Jimmy Dan Conner (6-4 So. G-F) 11.2
Ronnie Lyons (5-10 Jr. G) 9.2
Mike Flynn (6-3 So. G) 9.1

1973-74—Won 13, Lost 13.

UKIT Champions
Worst Under Hall
Tied 4th SEC (9-9)
Unranked in Polls
Coach: Joe B. Hall
Captain: Ronnie Lyons

Date	Team	Site	Ky.	Opp.
Dec. 1	Miami (Ohio)	H	81	68
Dec. 3	**Kansas**	**A**	**63**	**71**
Dec. 8	**Indiana**	**N1**	**68**	**77**
Dec. 10	**North Carolina**	**N2**	**84**	**101**
Dec. 14	Iowa	A	88	80
	UK Invitation Tournament			
Dec. 21	Dartmouth		102	77
Dec. 22	Stanford (finals)		78	77
Dec. 29	**Notre Dame**	**N1**	**79**	**94**
Jan. 5	**Louisiana State**	**A**	**84**	**95**
Jan. 7	Georgia	H	80	74
Jan. 12	Auburn	H	79	58
Jan. 14	**Tennessee**	**A**	**54**	**67**
Jan. 19	Mississippi	H	93	64
Jan. 21	**Alabama**	**A**	**77**	**81**
Jan. 26	Florida	A	91	82
Jan. 28	**Vanderbilt**	**H**	**65**	**82**
Feb. 2	Mississippi State	A	82	70
Feb. 4	Louisiana State	H	73	70
Feb. 9	Georgia	A	86	72
Feb. 11	**Auburn**	**A**	**97**	***99**
Feb. 16	Tennessee	H	61	58
Feb. 18	**Mississippi**	**A**	**60**	**61**
Feb. 23	**Alabama**	**H**	**71**	**94**
Feb. 25	**Florida**	**H**	**65**	**75**
Mar. 2	**Vanderbilt**	**A**	**69**	**71**
Mar. 4	Mississippi State	H	108	69
			2038	1987

(N1) Louisville (N2) Greensboro, NC

—Leading Scorers—
Kevin Grevey (6-5 Jr. F) 21.9
Bob Guyette (6-9 Jr. C) 12.7
Jimmy Dan Conner (6-4 Jr. F-G) 12.0
Mike Flynn (6-3 Jr. G) 11.5
Ronnie Lyons (5-10 Sr. G) 7.8

1974 Australian Exhibition Tour
(Not counted in Won-Lost Record)

May 13	Tahitian National Team	116	62
May 17	**Australia**	**87**	**97**
May 18	Newcastle	90	78
May 19	N.S.W. All Stars	123	67
May 21	Illawaarra Hawks	115	57
May 22	N.S.W. All Stars	106	50
May 23	A.C.T.	96	69
May 25	Bulleen Heidelberg	88	83
May 26	St. Kilda Business House	80	67
May 27	Nunawading	99	82
May 28	**Melbourne**	**79**	**86**
May 30	Gippsland All Stars	127	74
May 31	Bulleen Heidelberg	72	71
June 1	Laker All Stars	111	83
June 3	South Australian All Stars	109	96
Jane 4	South Australian All Stars	110	81
June 5	South Australian All Stars	111	84
June 6	Coburg	108	82
June 7	St. Kilda Business House	96	85
		1923	1454



Boyd Grant, Dickie Parsons, Joe B. Hall and Rick Drewitz watch the action from the sidelines during the 1973-74 season.

Losses in boldface
*Overtime

All-Time Results — 1903-1995

1974-75—Won 26, Lost 5.

SEC Co-Champions (15-3)
UKIT Champions
National Runner-Up in NCAA
Ranked 2nd AP and 4th UPI

Coach: Joe B. Hall
Captain: Jimmy Dan Conner

Date	Team	Site	Ky.	Opp.
Nov. 30	Northwestern	H	97	70
Dec. 2	Miami (Ohio)	A	80	73
Dec. 7	**Indiana**	**A**	**74**	**98**
Dec. 9	North Carolina	N1	90	78
	UK Invitation Tournament			
Dec. 20	Washington State		97	75
Dec. 21	Oklahoma State (finals)		90	65
Dec. 23	Kansas	N1	100	63
Dec. 28	Notre Dame	N1	113	96
Jan. 4	Louisiana State	H	115	80
Jan. 6	Georgia	A	96	77
Jan. 11	**Auburn**	**A**	**85**	**90**
Jan. 13	Tennessee	H	88	82
Jan. 18	Mississippi	A	85	82
Jan. 20	Alabama	H	74	69
Jan. 25	Florida	H	87	65
Jan. 27	Vanderbilt	A	91	90
Feb. 1	Mississippi State	H	112	79
Feb. 3	Louisiana State	A	77	76
Feb. 8	Georgia	H	75	61
Feb. 10	Auburn	H	119	76
Feb. 15	**Tennessee**	**A**	**98**	**103**
Feb. 17	Mississippi	H	108	89
Feb. 22	Alabama	A	84	79
Feb. 24	**Florida**	**A**	**58**	**66**
Mar. 1	Vanderbilt	H	109	84
Mar. 8	Mississippi State	A	118	80
	SEC Co-Champions NCAA Tournament (Mideast Regional) (Tuscaloosa, AL and Dayton, OH)			
Mar. 15	Marquette	N2	76	54
Mar. 20	Central Michigan	N3	90	73
Mar. 22	Indiana	N3	92	90
	Finals (San Diego, CA)			
Mar. 29	Syracuse	N4	95	79
Mar. 31	**UCLA**	**N4**	**85**	**92**
			2858	2434

(N1) Louisville (N2) Tuscaloosa, AL
(N3) Dayton, OH (N4) San Diego, CA

—Leading Scorers—

Kevin Grevey (6-5 Sr. F) 23.6
Jimmy Dan Conner (6-4 Sr. G) 12.4
Rick Robey (6-10 Fr. C) 10.4
Jack Givens (6-4 Fr. F) 9.4
Mike Flynn (6-3 Sr. G) 9.0
Bib Guyette (6-9 Sr. F) 8.6

1975-76—Won 20, Lost 10.

UKIT Champions
NIT Champions
Tied 4th SEC (11-7) Unranked in Polls

Coach: Joe B. Hall
Captain: Jack Givens

Date	Team	Site	Ky.	Opp.
Dec. 1	**Northwestern**	**A**	**77**	**89**
Dec. 8	**North Carolina**	**N1**	**77**	**90**
Dec. 10	Miami	H	91	69
Dec. 13	Kansas	A	54	48
Dec. 15	**Indiana**	**N2**	**68**	***77**
	UK Invitation Tournament			
Dec. 19	Georgia Tech		66	64
Dec. 20	Oregon State (finals)		82	74
Dec. 30	Notre Dame	N2	79	77
Jan. 3	**Mississippi State**	**A**	**73**	**77**
Jan. 5	**Alabama**	**A**	**63**	**76**
Jan. 10	**Tennessee**	**H**	**88**	***90**
Jan. 12	Georgia	H	92	76
Jan. 17	Vanderbilt	H	77	76
Jan. 24	Florida	A	89	82
Jan. 26	**Auburn**	**A**	**84**	***91**
Jan. 31	Mississippi	H	89	81
Feb. 2	Louisiana State	H	85	71
Feb. 7	**Tennessee**	**A**	**85**	**92**
Feb. 9	**Georgia**	**A**	**81**	**86**
Feb. 14	**Vanderbilt**	**A**	**65**	**69**
Feb. 21	Florida	H	96	89
Feb. 23	Auburn	H	93	82
Feb. 28	Mississippi	A	94	87
Mar. 1	Louisiana State	A	85	70
Mar. 6	Alabama	H	90	85
Mar. 8	Mississippi State	H	94	*93
	National Invitation Tournament (New York)			
Mar. 13	Niagara		67	61
Mar. 16	Kansas State		81	78
Mar. 18	Providence		79	78
Mar. 21	U.N.C. Charlotte (finals)		71	67
			2415	2345

NIT Champions
(N1) Charlotte, NC (N2) Louisville

—Leading Scorers—

Jack Givens (6-4 So. F) 20.1
Mike Phillips (6-10 So. C) 15.6
Larry Johnson (6-2 Jr. G) 11.2
James Lee (6-5 So. F) 9.3
Rick Robey (6-10 So. C-F)* 15.6
Reggie Warford (6-1 Sr. G) 6.5
*Played in 12 games.

RUPP ARENA ERA

1976-77—Won 26, Lost 4.

SEC Co-Champions (16-2)
Ranked 6th AP, 5th UPI

Coach: Joe B. Hall
Captains: Larry Johnson and Merion Haskins

Date	Team	Site	Ky.	Opp.
Nov. 27	Wisconsin	H	72	64
Dec. 2	Texas Christian	H	103	53
Dec. 6	Indiana	A	66	51
Dec. 11	Kansas	H	90	63
Dec. 13	South Carolina	A	98	67
	UK Invitation Tournament			
Dec. 17	Bowling Green State		77	59
Dec. 18	**Utah (finals)**		**68**	**70**
Dec. 30	Notre Dame	N2	102	78
Jan. 3	Georgia	H	64	*59
Jan. 8	Vanderbilt	A	64	62
Jan. 12	**Tennessee**	**H**	**67**	***71**
Jan. 15	Auburn	A	75	68
Jan. 17	Florida	A	73	71
Jan. 22	Louisiana State	H	87	72
Jan. 24	Mississippi	H	100	73
Jan. 29	Alabama	A	87	85
Jan. 31	Mississippi State	A	92	85
Feb. 5	Vanderbilt	H	113	73
Feb. 7	Florida State	N2	97	57
Feb. 12	Auburn	H	89	82
Feb. 14	Florida	H	104	78
Feb. 19	Louisiana State	A	90	76
Feb. 21	Mississippi	A	81	69
Feb. 26	Alabama	H	85	70
Feb. 28	Mississippi State	H	77	64
Mar. 5	**Tennessee**	**A**	**79**	**81**
Mar. 1	Georgia	A	72	54
	SEC Co-Champions NCAA Tournament (East Regional) (Philadelphia, PA and College Park, MD)			
Mar. 12	Princeton	N3	72	58
Mar. 17	VMI	N4	93	78
Mar. 19	**North Carolina**	**N4**	**72**	**79**
			2509	2070

(N1) Memorial Coliseum (N2) Louisville
(N3) Philadelphia, PA (N4) College Park, MD

—Leading Scorers—

Jack Givens (6-4 Jr. F) 18.9
Rick Robey (6-10 Jr. F) 14.2
Mike Phillips (6-10 Jr. C) 12.2
Larry Johnson (6-3 Sr. G) 10.7
James Lee (6-5 Jr. F) 9.8
Jay Shidler (6-1 Fr. G) 7.8
Truman Claytor (6-1 So. G) 6.6

1977-78—Won 30, Lost 2.

National Champions (NCAA Tournament)
SEC Champions (16-2)
UKIT Champions
Ranked 1st AP and UPI

Coach: Joe B. Hall
Captains: Jack Givens and Rick Robey

Date	Team	Site	Ky.	Opp.
Nov. 26	Southern Methodist	H	110	86
Dec. 5	Indiana	H	78	64
Dec. 10	Kansas	A	73	66
Dec. 12	South Carolina	H	84	65
	UK Invitation Tournament			
Dec. 16	Portland State		114	88
Dec. 17	St. John's (finals)		102	72
Dec. 23	Iona	H	104	65
Dec. 31	Notre Dame	N2	73	68
Jan. 2	Vanderbilt	H	72	59
Jan. 7	Florida	A	86	67
Jan. 9	Auburn	A	101	77
Jan. 14	Louisiana State	H	96	76
jan. 16	Mississippi	H	76	56
Jan. 21	Mississippi State	A	75	65
Jan. 23	**Alabama**	**A**	**62**	**78**
Jan. 30	Georgia	H	90	73
Feb. 4	Florida	H	88	61
Feb. 6	Auburn	H	104	81
Feb. 11	**Louisiana State**	**A**	**94**	***95**
Feb. 13	Mississippi	A	64	52
Feb. 15	Tennessee	H	90	77
Feb. 18	Mississippi State	H	58	56
Feb. 20	Alabama	H	97	84
Feb. 25	Tennessee	A	68	57
Feb. 27	Georgia	A	78	67
Mar. 4	Nevada-Las Vegas	H	92	70
Mar. 6	Vanderbilt	A	78	68
	SEC Champions NCAA Tournament (Mideast Regional) (Knoxville, TN and Dayton, OH)			
Mar. 11	Florida State	N3	85	76
Mar. 16	Miami (Ohio)	N4	91	69
Mar. 18	Michigan State	N4	52	49
	Finals (St. Louis, MO)			
Mar. 25	Arkansas		64	59
Mar. 27	Duke		94	88
			2693	2234

NCAA CHAMPIONS FOR FIFTH TIME
(N1) Memorial Coliseum (N2) Louisville
(N3) Knoxville, TN (N4) Dayton, OH

—Leading Scorers—

Jack Givens (6-4 Sr. F) 18.1
Rick Robey (6-10 Sr. F) 14.4
Kyle Macy (6-3 So. G) 12.5
James Lee (6-5 Sr. F) 11.3
Mike Phillips (6-10 Sr. C) 10.2
Truman Claytor (6-1 Jr. G) 6.9

1978 Japan Exhibition Tour
(All games vs. Japan National Team
(Not counted in Win-Loss Record)

Jun. 13	at Tokyo	104	71
Jun. 15	at Niigata	102	89
June 18	at Nagoya	97	59
June 19	at Osaka	87	82
June 20	at Fukuoka	88	61
June 22	at Nagasaki	122	79
June 24	at Tokyo	125	57
		705	498

1978-79—Won 19, Lost 12.

SEC Tournament Runner-Up
Unranked in Polls

Coach: Joe B. Hall
Captains: Dwane Casey and Truman Claytor

Date	Team	Site	Ky.	Opp.
Dec. 2	LaSalle	H	109	77
Dec. 4	West Texas	H	121	67
Dec. 9	Kansas	H	67	*66
Dec. 16	**Indiana**	**A**	**67**	***68**
	UK Invitation Tournament			
Dec. 22	**Texas A & M**		**69**	**73**
Dec. 23	Syracuse		94	87
Dec. 30	Notre Dame	N1	81	76
Jan. 3	**Florida**	**A**	**65**	**76**
Jan. 6	**Louisiana State**	**H**	**89**	**93**
Jan. 8	Mississippi	H	90	64
Jan. 13	**Alabama**	**A**	**52**	**55**
Jan. 15	**Mississippi State**	**A**	**61**	**63**
Jan. 20	**Tennessee**	**H**	**55**	**66**
Jan. 22	Georgia	H	73	64
Jan. 25	Auburn	A	86	*83
Jan 27	Florida	H	87	81
Jan. 29	Auburn	H	66	59
Feb. 3	**Louisiana State**	**A**	**61**	**70**
Feb. 5	Mississippi	A	87	82
Feb. 7	**Vanderbilt**	**A**	**58**	**68**
Feb. 10	Alabama	H	80	71
Feb. 12	Mississippi State	H	80	65
Feb 17	**Tennessee**	**A**	**84**	**101**
Feb. 19	Georgia	A	90	74
Feb. 23	Vanderbilt	H	96	70
Feb. 25	South Carolina	A	79	74
	SEC Tournament (Birmingham, AL)			
Feb. 28	Mississippi		82	77
Mar. 1	Alabama		101	100
Mar. 2	Louisiana State		80	67
Mar. 3	**Tennessee**		**69**	***75**
	National Invitation Tournament (Lexington)			
Mar. 7	**Clemson**		**67**	***68**
			2446	2280

(N1) Louisville

—Leading Scorers—

Kyle Macy (6-3 Jr. G) 15.2
Dwight Anderson (6-3 Fr. G) 13.3
LaVon Williams (6-6 So. F) 11.5
Fred Cowan (6-8 So. C-F) 9.4
Truman Claytor (6-1 Sr. G) 8.7

1979-80—Won 29, Lost 6.

SEC Champions
SEC Tournament Runner-Up
UKIT Champions
Great Alaska Shootout Champions
Ranked 4th AP, 3rd UPI

Coach: Joe B. Hall
Captain: Kyle Macy

Date	Team	Site	Ky.	Opp.
Nov. 17	**Duke**	**N1**	**76**	***82**
Nov. 30	Bradley	N2	79	58
Dec. 1	Alaska	N2	97	68
Dec. 2	Iona	N2	57	50
Dec. 8	Baylor	H	80	46
Dec. 10	South Carolina	H	126	81
Dec. 12	Kansas	A	57	56
Dec. 15	Indiana	H	69	58
Dec. 17	Georgia	N3	95	69
	UK Invitation Tournament			
Dec. 21	California		78	52
Dec. 22	Purdue		61	60
Dec. 29	Notre Dame	N4	86	80
Jan. 2	Auburn	H	67	65
Jan. 5	**Tennessee**	**A**	**47**	**49**
Jan. 9	Mississippi	A	79	73
Jan. 12	**Alabama**	**H**	**64**	**78**
Jan. 17	Florida	A	76	63
Jan. 19	Vanderbilt	H	106	90
Jan. 23	Mississippi State	A	89	67
Jan. 26	Georgia	H	56	*49
Jan. 28	**Louisiana State**	**H**	**60**	**65**
Jan. 30	Auburn	A	64	62
Feb. 2	Tennessee	H	83	75
Feb. 6	Mississippi	H	86	72
Feb. 9	Alabama	A	72	63
Feb. 13	Florida	H	95	70
Feb. 15	Vanderbilt	A	91	73
Feb. 17	Nevada-Las Vegas	A	74	69
Feb. 20	Mississippi State	H	71	65
Feb. 24	Louisiana State	A	76	*74
	SEC Champions SEC Tournament (Birmingham, AL)			
Feb. 28	Auburn		69	61
Feb. 29	Mississippi		70	67
Mar. 1	**Louisiana State**		**78**	**80**
	NCAA Tournament (Mideast Regional) (Bowling Green and Lexington)			
Mar. 8	Florida State	N5	97	78
Mar. 13	**Duke**	**H**	**54**	**55**
			2685	2323

(N1) Springfield, MA (N2) Anchorage, AK
(N3) Atlanta, GA (N4) Louisville
(N5) Bowling Green

—Leading Scorers—

Kyle Macy (6-3 Sr. G) 15.4
Sam Bowie (7-1 Fr. C) 12.9
Fred Cowan (6-8 Jr. F) 12.5
LaVon Williams (6-7 Sr. F) 7.5
Jay Shidler (6-1 Sr. G) 6.2

1980-81—Won 22 Lost 6.

SEC Runner-Up
UKIT Champions
Ranked 8th AP and UPI

Coach: Joe B. Hall
Captain: Chuck Verderber

Date	Team	Site	Ky.	Opp.
Nov. 1	East Tennessee	H	62	57
Dec. 3	Ohio State	H	70	64
Dec. 6	Indiana	A	68	66
Dec. 13	Kansas	H	87	73
	UK Invitation Tournament			
Dec. 19	Alaska		91	56
Dec. 20	Alabama-Birmingham		61	53
Dec. 27	**Notre Dame**	**N1**	**61**	**67**
Dec. 30	Maine	H	100	54
Jan. 3	Georgia	H	76	62
Jan. 7	Auburn	A	79	66
Jan. 10	Tennessee	H	48	47
Jan. 14	Mississippi	H	64	55
Jan. 17	**Alabama**	**A**	**55**	**59**
Jan. 19	**Louisiana State**	**A**	**67**	**81**
Jan. 21	Florida	H	102	48

Losses in boldface
*Overtime

All-Time Results — 1903-1995

Date	Team	Site	Ky.	Opp.
Jan. 24	Vanderbilt	A	78	64
Jan. 28	Mississippi State	H	71	64
Jan. 31	Georgia	A	71	**68
Feb. 4	Auburn	H	102	74
Feb. 7	**Tennessee**	**A**	**71**	**87**
Feb. 11	Mississippi	A	62	55
Feb 14	Alabama	H	77	62
Feb. 18	Florida	A	69	56
Feb. 21	Vanderbilt	H	80	48
Feb. 25	Mississippi State	A	78	74
Mar. 1	Louisiana State	H	73	71
	SEC Tournament (Birmingham, AL)			
Mar. 5	**Vanderbilt**		**55**	**60**
	NCAA Tournament (Mideast Regional) (Tuscaloosa, AL)			
Mar. 15	**Alabama-Birmingham**		**62**	**69**
			2040	1694

(N1) Louisville

—Leading Scorers—

Sam Bowie (7-1 So. C) 17.4
Dirk Minniefield (6-3 So. G) 10.4
Derrick Hord (6-6 So. G-F) 8.9
Fred Cowan (6-8 Sr. F) 8.2
Chuck Verderber (6-6 Jr. F) 7.5

1981-82—Won 22, Lost 8.

SEC Co-Champions
UKIT Champions
Ranked 8th AP, 9th UPI

Coach: Joe B. Hall
Captain: Chuck Verderber

Nov. 28	Akron	H	83	64
Dec. 5	Ohio State	A	78	62
Dec. 8	Indiana	H	85	69
Dec. 12	Kansas	A	77	*74
	UK Invitation Tournament			
Dec. 18	Jacksonville	H	107	91
Dec. 19	Seton Hall	H	98	74
Dec. 26	**North Carolina**	**N1**	**69**	**82**
Dec. 29	Notre Dame	N2	34	*28
Jan. 2	Georgia	A	68	66
Jan. 6	Auburn	H	83	71
Jan. 9	**Tennessee**	**A**	**66**	**70**
Jan. 13	**Mississippi**	**A**	**65**	**67**
Jan. 16	Alabama	H	86	69
Jan. 20	Florida	A	91	76
Jan. 23	Vanderbilt	H	67	58
Jan. 25	Louisiana State	H	76	65
Jan. 27	**Mississippi State**	**A**	**51**	**56**
Jan. 30	Georgia	H	82	73
Feb. 3	**Auburn**	**A**	**81**	***83**
Feb. 6	Tennessee	H	77	67
Feb. 10	Mississippi	H	56	49
Feb. 13	Alabama	A	72	62
Feb. 17	Florida	H	84	78
Feb. 20	Vanderbilt	A	73	69
Feb. 24	Mississippi State	H	71	54
Feb. 27	**Louisiana State**	**A**	**78**	**94**
	SEC Co-Champions SEC Tournament (Lexington)			
Mar. 4	Auburn		89	66
Mar. 5	Mississippi		62	58
Mar. 6	**Alabama**		**46**	**48**
	NCAA Mideast Regional (Nashville, TN)			
Mar. 4	**Middle Tennessee**		**44**	**50**
			2199	2003

(N1) East Rutherford, NJ (N2) Louisville

—Leading Scorers—

Derrick Hord (6-6 Jr. F) 16.3
Jim Master (6-5 So. G) 13.4
Melvin Turpin (6-10 Jr. C) 13.1
Dirk Minniefield (6-3 Jr. G) 11.3
Charles Hurt (6-6 Jr. F) 6.6

1982 Japan Exhibition Tour
(not Counted in Win-Loss Record)

July 1	W. Germany at Kariya	84	73
July 2	France at Kyotta	77	65
July 4	W. Germany at Sapporo	82	72
July 7	Japan Nat. at Akita	86	66
July 10	France at Moebashi	86	83
July 11	Japan at Tokoyo	106	71

Note: the Wildcats also toured Taiwan and Hong Kong during the 1982 trip. The following are results of games played there:

July 12	China #2 at Taipei	86	63
July 15	China #1 at Hong Kong	119	48

Date	Team	Site	Ky.	Opp.

1982-83—Won 23, Lost 8.

SEC Champions
UKIT Champions
Ranked 12th AP and UPI

Coach: Joe B. Hall
Captain: Charles Hurt

Nov. 27	Butler	H	90	53
Dec. 1	Notre Dame	A	58	45
Dec. 4	Villanova	H	93	79
Dec. 7	Detroit	H	83	46
Dec. 11	Illinois	H	76	57
	UK Invitation Tournament			
Dec. 17	Duquesne	H	55	42
Dec. 18	Tulane	H	80	61
Dec. 22	**Indiana**	**A**	**59**	**62**
Dec. 29	Kansas	N1	83	62
Jan. 3	Mississippi	H	72	60
Jan. 5	Louisiana State	H	52	50
Jan. 8	**Alabama**	**A**	**67**	**74**
Jan. 10	Mississippi State	A	59	*53
Jan. 15	**Auburn**	**H**	**67**	**75**
Jan. 17	Florida	H	70	63
Jan. 22	Vanderbilt	A	82	*77
Jan. 29	**Georgia**	**A**	**63**	**70**
Jan. 31	**Tennessee**	**A**	**63**	**65**
Feb. 5	Alabama	H	76	70
Feb. 8	Mississippi State	H	88	67
Feb. 12	Auburn	A	71	69
Feb. 14	Florida	A	73	61
Feb. 19	Vanderbilt	H	82	63
Feb. 26	Georgia	H	81	72
Feb. 27	Tennessee	H	69	61
Mar. 3	Mississippi	A	61	58
Mar. 5	**Louisiana State**	**A**	**60**	**74**
	SEC Champions SEC Tournament (Birmingham, AL)			
Mar. 11	**Alabama**	**N2**	**64**	**69**
	NCAA Mideast Regional (First Round)			
Mar. 19	Ohio	N3	57	40
	NCAA Mideast Region			
Mar. 24	Indiana	N4	64	59
Mar. 26	**Louisville**	**N4**	**68**	***80**
			2186	1927

(N1) Louisville (N2) Birmingham, AL
(N3) Tampa, FL (N4) Knoxville, TN

—Leading Scorers—

Melvin Turpin (6-11 Jr. C) 15.1
Jim Master (6-5 Jr. G) 12.5
Derrick Hord (6-6 Sr. F) 8.9
Dirk Minniefield (6-3 Sr. G) 8.6
Charles Hurt (6-6 Sr. F) 8.2

1983-84—Won 29, Lost 5.

NCAA Mideast Region Champions
SEC Tournament Champions
SEC Champions
UKIT Champions
Ranked 3rd AP and UPI

Coach: Joe B. Hall
Captain: Dickey Beal

Nov. 26	Louisville	H	65	44
Dec. 3	Indiana	H	59	54
Dec. 10	Kansas	A	72	50
	UK Invitation Tournament			
Dec. 16	Wyoming		66	40
Dec. 17	Brigham Young		93	59
Dec. 20	Cincinnati	A	24	11
Dec. 24	Illinois	A	56	54
Dec. 28	Purdue	N1	86	67
Jan. 2	Mississippi	A	68	55
Jan. 7	Louisiana State	A	96	80
Jan. 9	Alabama	H	76	66
Jan. 11	Mississippi State	H	51	42
Jan. 13	**Auburn**	**A**	**63**	**82**
Jan. 17	**Florida**	**A**	**57**	**69**
Jan. 20	Vanderbilt	H	67	46
Jan. 22	Houston	H	74	67
Jan. 28	Georgia	H	64	40
Jan. 30	Tennessee	H	93	74
Feb. 4	**Alabama**	**A**	**62**	**69**
Feb. 6	Mississippi State	A	77	58
Feb. 11	Auburn	H	84	64
Feb. 13	Florida	H	67	65
Feb. 19	Vanderbilt	A	58	54
Feb. 25	Georgia	A	66	64
Feb. 27	**Tennessee**	**A**	**58**	**63**
Mar. 1	Mississippi	H	76	57
Mar. 3	Louisiana State	H	90	68
	SEC Champions SEC Tournament (Nashville, TN)			
Mar. 8	Georgia	N2	92	79
Mar. 9	Alabama	N2	48	46
Mar. 10	Auburn	N2	51	49
	SEC Tournament Champions NCAA Mideast Regional (First Round)			
Mar. 17	Brigham Young	N3	93	68
	NCAA Mideast Region			
Mar. 22	Louisville	H	72	67
Mar. 24	Illinois	H	54	51
	NCAA Final Four			
Mar. 31	**Georgetown**	**N4**	**40**	**53**
			2318	1975

(N1) Louisville (N2) Nashville, TN
(N3) Birmingham, AL (N4) Seattle, WA

—Leading Scorers—

Melvin Turpin (6-11 Sr. C) 15.2
Kenny Walker (6-8 So. F) 12.4
Sam Bowie (7-1 Sr. F) 10.5
Jim Master (6-5 Sr. G) 9.6
Winston Bennett (6-7 Fr. F) 6.5

1984-85—Won 18, Lost 13.

NCAA "Final 16"
Tied for Third in SEC
UKIT Champions
Unranked in Polls

Coach: Joe B. Hall
Captains: Winston Bennett and Kenny Walker

Nov. 27	Toledo	H	63	54
Dec. 1	**Purdue**	**A**	**56**	**66**
Dec. 4	**Southern Methodist**	**H**	**54**	**56**
Dec. 8	**Indiana**	**A**	**68**	**81**
Dec. 15	**Louisville**	**A**	**64**	**71**
	UK Invitation Tournament			
Dec. 21	East Tennessee State		69	54
Dec. 22	Cincinnati		66	55
Dec. 31	Kansas	N1	92	89
Jan. 2	Auburn	H	68	61
Jan. 5	North Carolina State	H	78	62
Jan. 7	Vanderbilt	H	75	58
Jan. 9	Mississippi	A	57	45
Jan. 12	**Alabama**	**A**	**58**	**60**
Jan. 16	Mississippi State	H	58	57
Jan. 19	**Florida**	**H**	**55**	**67**
Jan. 23	**Georgia**	**A**	**73**	**81**
Jan. 27	**Tennessee**	**A**	**65**	**81**
Jan. 31	Louisiana State	H	53	43
Feb. 2	Auburn	A	49	*47
Feb. 7	Vanderbilt	A	68	62
Feb. 9	Mississippi	H	67	52
Feb. 13	Alabama	H	51	48
Feb. 16	**Mississippi State**	**A**	**69**	**82**
Feb. 19	Florida	A	76	68
Feb. 24	**Georgia**	**H**	**77**	**79**
Feb. 28	Tennessee	H	92	67
Mar. 2	**Louisiana State**	**A**	**61**	**67**
	SEC Tournament (Birmingham, AL)			
Mar. 7	**Florida**	**N2**	**55**	**58**
	NCAA West Regional (First Round)			
Mar. 14	Washington	N3	66	58
Mar. 16	Nevada-Las Vegas	N3	64	61
	NCAA West Regional			
Mar. 22	**St. John's**	**N4**	**70**	**86**
			2037	1918

(N1) Louisville (N2) Birmingham, AL
(N3) Salt Lake City, UT (N4) Denver, CO

—Leading Scorers—

Kenny Walker (6-8 Jr. F) 22.9
Ed Davender (6-1 Fr. G) 8.5
Winston Bennett (6-7 So. F) 7.2
Bret Bearup (6-9 Sr. C) 6.3
James Blackmon (6-2 So. G) 5.4
Roger Harden (6-1 Jr. G) 5.3

EDDIE SUTTON ERA

1985-86—Won 32, Lost 4.

NCAA "Final 8"
SEC Champions
SEC Tournament Champions
Ranked Third AP and UPI

Coach: Eddie Sutton
Captains: Kenny Walker, Roger Harden and Leroy Byrd

Nov. 22	Northwestern (LA) State	H	77	58
Nov. 26	Chaminade	A	89	57
Nov. 27	Hawaii	A	98	65
Dec. 3	Cincinnati	H	84	54
Dec. 7	Indiana	H	63	58
Dec. 14	**Kansas**	**A**	**66**	**83**
	UK Invitation Tournament			
Dec. 20	East Carolina	H	86	52
Dec. 21	Pepperdine	H	88	56
Dec. 28	Louisville	H	69	64
Dec. 30	Va. Military Institute	N1	93	55
Jan. 4	Vanderbilt	A	80	71
Jan. 6	**Auburn**	**A**	**56**	**60**
Jan. 8	Mississippi	H	75	58
Jan. 11	Alabama	H	76	52
Jan. 15	Mississippi State	A	64	52
Jan. 18	Florida	A	72	55
Jan. 23	Georgia	H	74	69
Jan. 25	Tennessee	H	74	57
Jan. 29	LSU	A	54	52
Jan. 31	Auburn	H	81	71
Feb. 2	**North Carolina State**	**A**	**51**	**54**
Feb. 5	Vanderbilt	H	73	65
Feb. 8	Mississippi	A	62	58
Feb. 13	Alabama	A	73	71
Feb. 15	Mississippi State	H	88	62
Feb. 19	Florida	H	80	69
Feb. 22	Georgia	A	80	75
Feb. 27	Tennessee	A	62	60
Mar. 1	LSU	H	68	57
	SEC Champions SEC Tournament (Lexington)			
Mar. 6	Mississippi		95	69
Mar. 7	Louisiana State		61	58
Mar. 8	Alabama		83	72
	SEC Tournament Champions NCAA Southeast Regional First/Second Round			
Mar. 14	Davidson	N2	75	55
Mar. 16	Wesyern Kentucky	N2	71	64
	NCAA Southeast Regional			
Mar. 20	Alabama	N3	68	63
Mar. 22	**Louisiana State**	**N3**	**57**	**59**
			2666	2210

(N1) Louisville (N2) Charlotte, NC
(N3) Atlanta

—Leading Scorers—

Kenny Walker (6-8 Sr. F)	20.0
Winston Bennett (6-7 Jr. F)	12.7
Ed Davender (6-2 So. G)	11.5
James Blackmon (6-3 Jr. G)	9.4
Roger Harden (6-1 Sr. G)	6.8

1986 Japan Tour
(Not counted in Won-Loss Record)

June 21*	Japan at Tokyo	80	55
Jun. 22*	Finland at Tokyo	87	67
June 24	Finland at Sendai	82	65
Jun./ 26	Japan at Niigata	79	73
June 28	Finland at Ohtsu	80	56
June 29	Czechoslovakia at Sapporo	74	80

*Kirin World Tournament Hong Kong Game

July 2	S. China	87	45

1986-87—Won 18, Lost 11.

NCAA Tournament Participant
UKIT Champions
SEC Third Place
Unranked in Polls

Coach: Eddie Sutton
Captains: James Blackmon and Paul Andrews

Nov. 29	Austin Peay	H	71	69
Dec. 2	Texas Tech	H	66	60
Dec. 6	**Indiana**	**A**	**66**	**71**
Dec. 13	Lamar	H	71	56
	UK Invitation Tournament			
Dec. 19	Iona		75	59
Dec. 20	Boston U.		81	69
Dec. 27	Louisville	A	85	51
Dec. 30	**Georgia**	**N1**	**65**	**69**
Jan. 3	Auburn	A	63	60
Jan. 7	**Alabama**	**H**	**55**	**69**
Jan. 10	**Tennessee**	**A**	**68**	**75**
Jan. 12	Mississippi State	A	57	49
Jan. 14	Florida	H	67	62
Jan. 18	**LSU**	**H**	**41**	**76**
Jan. 21	Vanderbilt	A	71	65
Jan. 25	Navy	H	80	69
Jan. 29	**Ole Miss**	**A**	**65**	**76**
Jan. 31	Mississippi State	H	50	36
Feb. 4	Auburn	H	75	71

Losses in boldface
*Overtime

All-Time Results — 1903-1995

Date	Team	Site	Ky.	Opp.
Feb. 7	Alabama	A	70	69
Feb. 11	Tennessee	H	91	*84
Feb. 14	**Florida**	**A**	**56**	**74**
Feb. 19	Vanderbilt	H	65	54
Feb. 21	**LSU**	**A**	**52**	**65**
Feb. 25	**Georgia**	**A**	**71**	**79**
Feb. 28	Ole Miss	H	64	63
Feb. 29	Oklahoma	H	75	74
	SEC Tournament (Atlanta)			
Mar. 6	**Auburn**	**N2**	**72**	**79**
	NCAA Southeast Regional First/Second Round			
Mar. 13	**Ohio State**	**N2**	**77**	**91**
			1965	1944

(N1) Freedom Hall, Louisville
(N2) The Omni, Atlanta

—Leading Scorers—

Rex Chapman (6-4 Fr. G) 16.0
Ed Davender (6-3 Jr. G) 15.2
Richard Madison (6-7 Jr. F) 9.1
James Blackmon (6-3 Sr. G) 8.4
Robert Lock(6-11 Jr. C) 7.5

1987-88—Won 25, Lost 5.*

UKIT Champions
Ranked 6th AP and UPI

Coach: Eddie Sutton
Captains: Winston Bennett, Ed Davender, Cedric Jenkins, Rob Lock, Richard Madison

Date	Team	Site	Ky.	Opp.
Nov. 28	Hawaii	H	86	59
Dec. 1	Cincinnati	H	101	77
Dec. 5	Indiana	N1	82	*76
Dec. 12	Louisville	H	76	75
	UK Invitation Tournament			
Dec. 18	Miami (Ohio)		85	71
Dec. 19	N.C. Charlotte	H	84	81
Dec. 28	Alaska	H	100	58
Dec. 31	Vanderbilt	H	81	74
Jan. 2	Georgia	A	84	77
Jan. 6	Mississippi State	H	93	52
Jan. 9	**Auburn**	**H**	**52**	**53**
Jan. 13	Alabama	A	63	55
Jan. 16	Tennessee	H	83	65
Jan. 20	**Florida**	**H**	**56**	**58**
Jan. 23	LSU	A	76	61
Jan. 27	**Vanderbilt**	**A**	**66**	**83**
Jan. 31	Notre Dame	N2	78	69
Feb. 3	Ole Miss	H	94	65
Feb. 6	Mississippi State	A	83	59
Feb. 10	Auburn	A	69	62
Feb. 13	Alabama	H	82	68
Feb. 17	**Tennessee**	**A**	**70**	**72**
Feb. 20	**Florida**	**A**	**76**	**83**
Feb. 24	LSU	H	95	69
Feb. 28	Syracuse	H	62	58
Mar. 2	Georgia	H	80	72
Mar. 5	Ole Miss	A	78	71
	SEC Tournament (Baton Rouge, LA)			
Mar. 11	Ole Miss	N3	82	64
Mar. 12	LSU	N3	86	80
Mar. 13	Georgia	N3	62	57
			2365	2024

(N1) Indianapolis (N2) Louisville
(N3) Baton Rouge, LA

—Leading Scorers—

Rex Chapman (6-4 So. G) 19.0
Ed Davender (6-3 Sr. G) 15.7
Winston Bennett (6-7 Sr. F) 15.3
Rob Lock (6-11 Sr. C) 10.9
Eric Manuel (6-6 Fr. F) 7.1

*As part of sanctions imposed upon the UK basketball program in 1989, the National Collegiate Athletic Association ordered Kentucky to erase from the record three NCAA tournament games from the 1987-88 season. Kentucky's 99-84 win over Southern, a 90-81 win over Maryland and an 80-74 loss to Villanova have been deleted from the records, thus changing the 1987-88 season record from 27-6 to 25-5.

#The presidents of the Southeastern Conference institutions voted to strip Kentucky of the 1987-88 SEC regular season and SEC Tournament championships. Kentucky was not forced to forfeit any of those regular season or tournament games.

1988-89—Won 13, Lost 19.

Coach: Eddie Sutton
Captain: Mike Scott

Nov. 19	**Duke**	**N1**	**55**	**80**
Nov. 25	Iona	N2	56	54
Nov. 26	**Seton Hall**	**N2**	**60**	**63**
Nov. 28	California	N2	89	71
Dec. 3	**Notre Dame**	**N3**	**65**	**81**
Dec. 7	**Northwestern State**	**H**	**82**	**85**
Dec. 10	Western Carolina	H	78	60
	UK Invitation Tournament			
Dec. 16	**Bowling Green State**	**H**	**54**	**56**
Dec. 17	Marshall	H	91	78
Dec. 20	**Indiana**	**H**	**52**	**75**
Dec. 27	Austin Peay	N4	85	77
Dec. 31	**Louisville**	**A**	**75**	**97**
Jan. 4	Georgia	H	76	65
Jan. 7	Vanderbilt	H	70	61
Jan. 12	Florida	A	69	56
Jan. 14	**LSU**	**H**	**62**	**64**
Jan. 18	**Alabama**	**A**	**64**	**76**
Jan. 21	Tennessee	A	66	65
Jan. 25	Auburn	H	86	76
Jan. 28	**Ole Miss**	**A**	**65**	**70**
Feb. 1	Mississippi State	H	73	61
Feb. 5	**Georgia**	**A**	**72**	**84**
Feb. 8	**Vanderbilt**	**A**	**51**	**81**
Feb. 11	**Florida**	**H**	**53**	**59**
Feb. 15	**LSU**	**A**	**80**	**99**
Feb. 18	**Alabama**	**H**	**67**	**71**
Feb. 20	**Auburn**	**A**	**75**	**77**
Feb. 22	Tennessee	H	76	71
Feb. 26	**Syracuse**	**A**	**73**	**89**
Mar. 1	Ole Miss	H	70	69
Mar. 4	**Mississippi State**	**A**	**67**	**68**
	SEC Tournament (Knoxville, TN)			
Mar. 10	**Vanderbilt**		**63**	**77**
			2220	2316

(N1) Springfield, MA (N2) Anchorage, AK
(N3) Indianapolis (N4) Louisville

—Leading Scorers—

LeRon Ellis (6-10 So. C) 16.0
Chris Mills (6-7 Fr. F) 14.3
Derrick Miller (6-5 Jr. G) 13.9
Reggie Hanson (6-7 So. F) 9.8
Sean Sutton (6-1 So. G) 5.9

RICK PITINO ERA

1989-90—Won 14, Lost 14.

Coach: Rick Pitino
Captain: Derrick Miller

Nov. 28	Ohio	H	76	73
Dec. 2	**Indiana**	**N1**	**69**	**71**
Dec. 4	Mississippi State	H	102	97
Dec. 6	Tennessee Tech	H	111	75
Dec. 9	**Kansas**	**A**	**95**	**150**
Dec. 19	Furman	H	104	73
	UK Invitation Tournament			
Dec. 22	Portland		88	71
Dec. 23	**Southwestern La.**		**113**	***116**
Dec. 27	**North Carolina**	**N2**	**110**	**121**
Dec. 30	**Louisville**	**H**	**79**	**86**
Jan. 3	**Georgia**	**A**	**91**	**106**
Jan. 6	**Vanderbilt**	**A**	**85**	**92**
Jan. 10	Florida	H	89	81
Jan. 13	**LSU**	**A**	**81**	**94**
Jan. 17	Alabama	H	82	65
Jan. 20	Tennessee	H	95	83
Jan. 24	**Auburn**	**A**	**70**	**74**
Jan. 27	Ole Miss	H	98	79
Jan. 31	**Mississippi State**	**A**	**86**	**87**
Feb. 3	Georgia	H	88	77
Feb. 7	Vanderbilt	H	100	73
Feb. 12	Florida	A	78	74
Feb. 15	LSU	H	100	95
Feb. 17	**Alabama**	**A**	**58**	**83**
Feb. 21	**Tennessee**	**A**	**100**	**102**
Feb. 24	Auburn	H	98	95
Feb. 28	**Ole Miss**	**A**	**74**	**88**
Mar. 5	**Notre Dame**	**A**	**67**	**80**
			2487	2461

(N1) Indianapoli s (N2) Lousville

—Leading Scorers—

Derrick Miller (6-5 Sr. G) 19.2
Reggie Hanson (6-7 J. C) 16.4
Deron Feldhaus (6-7 So. F) 14.4
John Pelphrey (6-7 So. F) 13.0
SeanWoods (6-2 So. G) 9.1

1990-91—Won 22 Lost 6.

Best Record in SEC
Ranked Ninth AP

Coach: Rick Pitino
Captains: Deron Feldhaus, Reggie Hanson, John Pelphrey

Nov. 24	Pennsylvania	H	85	62
Nov. 28	Cincinnati	A	75	71
Dec. 1	Notre Dame	N1	98	90
Dec. 8	Kansas	H	88	71
Dec. 10	**North Carolina**	**A**	**81**	**84**
Dec. 15	Tennessee-Chattanooga	H	86	70
Dec. 18	**Indiana**	**A**	**84**	**87**
Dec. 21	Western Kentucky	N2	84	70
Dec. 27	Eastern Kentucky	H	74	60
Dec. 29	Louisville	A	93	85
Jan. 2	Georgia	A	81	80
Jan. 5	LSU	H	93	80
Jan. 9	Mississippi State	H	89	70
Jan. 12	Tennessee	A	78	74
Jan. 16	Ole Miss	A	95	85
Jan. 19	Vanderbilt	H	58	50
Jan. 23	Florida	H	81	65
Jan. 26	**Alabama**	**A**	**83**	**88**
Jan. 29	Auburn	A	89	81
Feb. 3	Georgia	H	96	84
Feb. 5	**LSU**	**A**	**88**	**107**
Feb. 9	**Mississippi State**	**A**	**82**	**83**
Feb. 13	Tennessee	H	85	74
Feb. 16	Ole Miss	H	89	77
Feb. 20	**Vanderbilt**	**A**	**87**	**98**
Feb. 23	Florida	A	90	74
Feb. 26	Alabama	H	79	73
Mar. 2	Auburn	H	114	93
			2405	2186

(N1) Indianapolis (N2) Louisville

—Leading Scorers—

John Pelphrey (6-7 Jr. F) 14.4
Reggie Hanson (6-8 Sr. C) 14.4
Jamal Mashburn (6-9 Fr. F) 12.9
Deron Feldhaus (6-7 Jr. F) 10.8
Richie Farmer (6-0 Jr. G) 10.1



Winston Bennett jams one home during postseason play in 1988. Bennett, who went on to play in the NBA, had missed the previous season due to reconstructive knee surgery.

Losses in boldface
*Overtime

All-Time Results — 1903-1995

1991-92—Won 29, Lost 7.

NCAA "Final 8"
SEC East Champions
SEC Tournament Champions
Ranked Sixth AP and CNN/USA Today
Coach: Rick Pitino
Captains: Richie Farmer, Deron Feldhaus, John Pelphrey, Sean Woods

Date	Team	Site	Ky.	Opp.
	Pre-Season NIT			
Nov. 20	West Virginia	H	106	80
Nov. 22	**Pittsburgh**	**H**	**67**	**85**
Dec. 4	Massachusetts	H	90	69
Dec. 7	Indiana	N1	76	74
Dec. 10	SW Texas State	H	82	36
Dec. 12	Morehead State	N2	101	84
Dec. 14	Arizona State	H	94	68
Dec. 21	**Georgia Tech**	**A**	**80**	**81**
Dec. 23	Ohio	N3	73	63
Dec. 28	Louisville	H	103	89
Jan. 2	Notre Dame	H	91	70
Jan. 4	South Carolina	A	80	63
Jan. 7	Georgia	H	78	66
Jan. 11	Florida	H	81	60
Jan. 15	Vanderbilt	A	84	71
Jan. 18	Eastern Kentucky	H	85	55
Jan. 21	**Tennessee**	**A**	**85**	**107**
Jan. 25	**Arkansas**	**H**	**88**	**105**
Jan. 29	Ole Miss	H	96	78
Feb. 2	**LSU**	**A**	**53**	**74**
Feb. 8	Auburn	A	85	67
Feb. 12	Alabama	H	107	83
Feb. 15	Western Kentucky	H	93	83
Feb. 19	Mississippi State	A	89	84
Feb. 23	Georgia	A	84	73
Feb. 26	South Carolina	H	74	56
Mar. 1	Vanderbilt	H	80	56
Mar. 4	**Florida**	**A**	**62**	**79**
Mar. 7	Tennessee	H	99	88
	SEC Tournament (Birmingham, AL)			
Mar. 13	Vanderbilt	N4	76	57
Mar. 14	LSU	N4	80	74
Mar. 15	Alabama	N4	80	54
	NCAA East Regional First/Second Rounds (Worcester, MA)			
Mar. 20	Old Dominion	N5	88	69
Mar. 22	Iowa State	N5	106	98
	NCAA East Regional (Philadelphia, PA)			
Mar. 26	Massachusetts	N6	87	77
Mar. 28	**Duke**	**N6**	103	*104
			3086	2680

(N1) Indianapolis, Ind. (N2) Louisville
(N3) Cincinnati, Ohio (N4) Birmingham, Ala
(N5) Worcester, Mass. (N6) Philadelphia, Pa.

—Leading Scorers—
Jamal Mashburn (6-8 So. F) 21.3
John Pelphrey (6-7 Sr. F) 12.5
Deron Feldhaus (6-7 Sr. F) 11.4
Richie Farmer (6-0 Sr. G) 9.6
Sean Woods (6-2 Sr. G) 7.7

1992-93—Won 30, Lost 4.

NCAA "Final 4"
SEC Tournament Champions
Ranked Sixth AP
Coach: Rick Pitino
Captains: Junior Braddy, Dale Brown

Date	Team	Site	Ky.	Opp.
Dec. 2	Wright State	H	81	65
Dec. 5	Georgia Tech	H	96	87
Dec. 8	Eastern Kentucky	H	82	73
Dec. 12	Louisville	A	88	68
Dec. 19	Morehead State	H	108	65
Dec. 22	Miami (Ohio)	H	65	49
	ECAC HOLIDAY FESTIVAL (New York, N.Y.)			
Dec. 28	Rutgers	N1	89	67
Dec. 30	St. John's	N1	86	77
Jan. 3	Indiana	N2	81	78
Jan. 5	Georgia	A	74	59
Jan. 9	Tennessee	H	84	70
Jan. 13	**Vanderbilt**	**A**	**86**	**101**
Jan. 19	Alabama	A	73	59
Jan. 23	South Carolina	A	108	82
Jan. 26	LSU	H	105	67
Jan. 30	Florida	H	71	48
Feb. 3	Mississippi State	H	87	63
Feb. 6	Vanderbilt	H	82	67
Feb. 10	**Arkansas**	**A**	**94**	**101**
Feb. 13	Notre Dame	A	81	62
Feb. 17	South Carolina	H	87	66
Feb. 20	Georgia	H	86	70
Feb. 24	**Tennessee**	**A**	**77**	**78**
Feb. 27	Auburn	H	80	78
Mar. 3	Mississippi	A	98	66
Mar. 9	Florida	A	85	77
	SEC Tournament (Lexington, Ky.)			
Mar. 12	Tennessee	N3	101	40
Mar. 13	Arkansas	N3	92	81
Mar. 14	LSU	N3	82	65
	NCAA SOUTHEAST REGIONAL First/Second Rounds (Nashville, Tenn.)			
Mar. 19	Rider College	N4	96	52
Mar. 21	Utah	N4	83	62
	NCAA SOUTHEAST Regional (Charlotte, N.C.)			
Mar. 25	Wake Forest	N5	103	69
Mar. 27	Florida State	N5	106	81
	NCAA FINAL FOUR (New Orleans, La.)			
April 3	Michigan	N6	78	*81
			2975	2374

(N1) New York, N.Y. (N4) Nashville, Tenn.
(N2) Louisville, Ky. (N5) Charlotte, N.C.
(N3) Lexington, Ky. (N6) New Orleans, La.

—Leading Scorers—
Jamal Mashburn (6-8, Jr., F) 21.0
Travis Ford (5-9, Jr., G) 13.6
Dale Brown (6-2, Sr., G) 9.4
Rodrick Rhodes (6-6, Fr., F) 9.1
Rodney Dent (6-10, Jr., C) 6.4

1993-94—Won 27, Lost 7.

NCAA Second Round
SEC Tournament Champions
Ranked Seventh AP
Coach: Rick Pitino
Captains: Travis Ford, Gimel Martinez, Jeff Brassow

Date	Team	Site	Ky.	Opp.
Nov. 27	Louisville	H	78	70
Dec. 1	Tennessee Tech	H	115	77
Dec. 4	**Indiana**	**N1**	**84**	**96**
Dec. 8	Eastern Kentucky	H	107	78
Dec. 17	Morehead State	H	97	61
Dec. 21	Texas	N2	86	61
Dec. 22	Ohio State	N2	100	88
Dec. 23	Arizona	N2	93	92
Dec. 28	San Francisco	H	110	83
Dec. 30	Robert Morris	H	92	67
Jan. 4	Vanderbilt	H	107	82
Jan. 6	Notre Dame	H	84	59
Jan. 8	**Georgia**	**A**	**90**	***94**
Jan. 12	Mississippi	N3	98	64
Jan. 15	Tennessee	H	93	74
Jan. 18	**Florida**	**A**	**57**	**59**
Jan. 22	Mississippi State	A	86	70
Jan. 26	South Carolina	H	79	67
Jan. 30	Auburn	A	91	74
Feb. 2	Alabama	H	82	67
Feb. 6	Massachusetts	N4	67	64
Feb. 9	**Arkansas**	**H**	**82**	**90**
Feb. 12	**Syracuse**	**A**	**85**	**93**
Feb. 15	LSU	A	99	95
Feb. 19	Vanderbilt	A	77	69
Feb. 23	Tennessee	A	77	73
Feb. 27	Georgia	H	80	59
Mar. 2	Florida	H	80	77
Mar. 5	**South Carolina**	**A**	**74**	**75**
	SEC TOURNAMENT (Memphis, Tenn.)			
Mar. 11	Mississippi State	N5	95	76
Mar. 12	Arkansas	N5	90	78
Mar. 13	Florida	N5	73	60
	NCAA SOUTHEAST REGIONAL First/Second Rounds (St. Petersburg, Fla)			
Mar. 18	Tennessee State	N6	83	70
Mar. 20	**Marquette**	**N6**	63	75
			2954	2537

(N1) Indianapolis, Ind. (N4) East Rutherford, N.J.
(N2) Maui (N5) Memphis, Tenn
(N3) Louisville, Ky (N6) St. Petersburg, Fla.

—Leading Scorers—
Tony Delk (6-1, So., G) 16.6
Rodrick Rhodes (6-7, So., F) 14.6
Travis Ford (5-9, Sr., G) 11.3
Jared Prickett (6-9, So., F) 8.2
Andre Riddick (6-9, Jr., C) 7.9

1994-95—Won 28, Lost 5.

NCAA Final Four
SEC Champions
SEC East Champions
Ranked Seventh AP
SEC Tournament Champions
Ranked Second AP
Coach: Rick Pitino
Captains: Tony Delk, Mark Pope, Rodrick Rhodes

Date	Team	Site	Ky.	Opp.
Nov. 26	Tennessee-Martin	H	124	50
Nov. 30	Ohio	H	79	74
Dec. 3	**UCLA**	**N1**	**81**	**82**
Dec. 7	Indiana	N2	73	70
Dec. 10	Boston University	H	90	49
Dec. 17	Texas Tech	N3	83	68
Dec. 27	Marshall	H	116	75
Jan. 1	**Louisville**	**A**	**86**	**88**
Jan. 4	Auburn	H	98	64
Jan. 7	South Carolina	A	80	55
Jan. 10	Florida	A	83	67
Jan. 14	Georgia	H	83	71
Jan. 18	Mississippi	N4	82	65
Jan. 21	Vanderbilt	H	81	68
Jan. 25	Tennessee	H	69	50
Jan. 29	**Arkansas**	**A**	**92**	**94**
Feb. 1	South Carolina	H	90	72
Feb. 5	Syracuse	H	77	71
Feb. 8	Tennessee	A	68	48
Feb. 12	Notre Dame	A	97	58
Feb. 14	**Mississippi State**	**H**	**71**	**76**
Feb. 18	Florida	H	87	77
Feb. 21	Alabama	A	72	52
Feb. 25	Vanderbilt	A	71	60
Mar. 1	Georgia	A	97	74
Mar. 4	LSU	H	127	80
	SEC TOURNAMENT (Atlanta, Ga.)			
Mar. 10	Auburn	N5	93	81
Mar. 11	Florida	N5	86	72
Mar. 12	Arkansas	N5	95	*93
	NCAA SOUTHEAST REGIONAL First/Second Rounds (Memphis, Tenn.)			
Mar. 16	Mount St. Mary's	N6	113	67
Mar. 18	Tulane	N6	82	60
	NCAA SOUTHEAST REGIONAL (Birmingham, Ala.)			
Mar. 23	Arizona State	N7	97	73
Mar. 25	**North Carolina**	**N7**	61	74
			2884	2278

(N1) Anaheim, Calif. (N5) Atlanta, Ga.
(N2) Indianapolis, Ind. (N6) Memphis, Tenn.
(N3) Cincinnati, Ohio (N7) Birmingham, Ala.
(N4) Memphis, Tenn.

—Leading Scorers—
Tony Delk (6-1, Jr., G) 16.7
Rodrick Rhodes (6-7, Jr., F) 12.9
Walter McCarty (6-9, Jr., F) 10.5
Jeff Sheppard (6-4, So., G 8.3
Mark Pope (6-10, Jr., C) 8.2

1995 ITALY TOUR
(Not counted in Won-Loss Record)

Aug. 14	Cagiva Varese	A	123	114
Aug. 16	Venice Reyer	A	113	78
Aug. 17	Russia Dinamo	N8	116	81
Aug. 18	**Montecatini**	**A**	**115**	**123**
Aug. 21	Siena	N9	115	86

(N8) Venice, Italy (N9) Scauri, Italy



The Kentucky Wildcats celebrate their fourth-consecutive SEC Tournament title in Atlanta last March. Rick Pitino is a perfect 12-0 in SEC Tournament play.

Losses in boldface
*Overtime

Kentucky's Record Against:

Atlantic Coast Conference

Team	Record	Pct.
Clemson	11-3	.786
Duke	10-6	.625
Florida St.	6-2	.750
Georgia Tech	51-14	.785
Maryland	4-3	.571
North Carolina	6-16	.273
North Carolina St.	3-1	.750
Virginia	6-2	.750
Wake Forest	3-0	1.000
Total	100-47	.680

Atlantic 10 Conference

Team	Record	Pct.
Dayton	3-1	.750
Duquesne	1-0	1.000
Fordham		
George Washington		
La Salle	3-0	1.000
Massachusetts	3-0	1.000
Rhode Island	1-0	1.000
St. Bonaventure		
St. Joseph's (Pa.)	1-0	1.000
Temple	14-4	.778
Virginia Tech	2-1	.667
Xavier (Ohio)	37-2	.949
Total	65-8	.890

Big East Conference

Team	Record	Pct.
Boston College		
Connecticut		
Georgetown	0-2	.000
Miami (Florida)	1-0	1.000
Notre Dame	36-17	.679
Pittsburgh	4-1	.800
Providence	1-0	1.000
Rutgers	1-0	1.000
St. John's (N.Y.)	10-4	.714
Seton Hall	1-1	.500
Syracuse	6-2	.750
Villanova	3-0	1.000
West Virginia	11-4	.733
Total	74-31	.705

Big Eight Conference

Team	Record	Pct.
Colorado		
Iowa St.	2-0	1.000
Kansas	17-3	.850
Kansas St.	7-0	1.000
Missouri	2-0	1.000
Nebraska	2-1	.667
Oklahoma	2-0	1.000
Oklahoma St.	3-1	.750
Total	35-5	.875

Big Sky Conference

Team	Record	Pct.
Boise St.		
Eastern Washington		
Idaho	2-0	1.000
Idaho St.		
Montana		
Montana St.		
Northern Arizona		
Weber St.		
Total	2-0	1.000

Big Ten Conference

Team	Record	Pct.
Illinois	11-4	.733
Indiana	18-20	.474
Iowa	3-2	.600
Michigan	4-2	.667
Michigan St.	10-6	.625
Minnesota	3-1	.750
Northwestern	7-1	.875
Ohio St.	9-8	.529
Penn St.	2-0	1.000
Purdue	4-2	.667
Wisconsin	2-1	.667
Total	73-47	.608

Big West Conference

Team	Record	Pct.
UC Irvine		
UC Santa Barbara		
Cal St. Fullerton		
Long Beach St.		
Nevada		
Nevada-Las Vegas	3-0	1.000
New Mexico St.		
Pacific (Cal.)		
San Jose St.		
Utah State	1-0	1.000
Total	4-0	1.000

Colonial Conference

Team	Record	Pct.
American		
East Carolina	1-0	1.000
George Mason		
James Madison		
N.C.-Wilmington		
Old Dominion	1-0	1.000
Richmond		
Va. Commonwealth		
William and Mary		
Total	2-0	1.000

Conference USA

Team	Record	Pct.
Alabama-Birmingham	1-1	.500
Cincinnati	26-10	.722
DePaul	17-3	.850
Louisville	18-8	.692
Marquette	7-5	.583
Memphis		
N.C.-Charlotte	2-0	1.000
St. Louis	7-9	.438
South Florida		
Southern Mississippi		
Tulane	39-5	.886
Total	117-41	.741

Ivy League

Team	Record	Pct.
Brown		
Columbia	1-0	1.000
Cornell	0-1	.000
Dartmouth	3-1	.750
Harvard		
Pennsylvania	3-0	1.000
Princeton	2-1	.667
Yale	1-0	1.000
Total	10-3	.769

Metro Atlantic Conference

Team	Record	Pct.
Canisius		
Fairfield		
Iona	4-0	1.000
Loyola (Md.)		
Manhattan		
Niagra	1-0	1.000
St. Peter's		
Siena		
Total	5-0	1.000

Mid-American Conference

Team	Record	Pct.
Akron	2-0	1.000
Ball St.		
Bowling Green	2-1	.667
Central Michigan	1-0	1.000
Eastern Michigan		
Kent		
Miami (Ohio)	19-4	.826
Ohio	11-1	.917
Toledo	1-0	1.000
Western Michigan		
Total	36-6	.857

Midwestern Collegiate Conference

Team	Record	Pct.
Butler	4-0	1.000
Cleveland St.		
Detroit	1-1	.500
Ill.-Chicago		
Loyola (Ill.)	4-3	.571
Northern Ill.		
Wis.-Green Bay		
Wis.-Milwaukee		
Wright St.		
Total	9-4	.692

Missouri Valley Conference

Team	Record	Pct.
Bradley	3-0	1.000
Creighton	7-4	.636
Drake		
Evansville		
Illinois St.		
Indiana St.		
Northern Iowa		
Southern Illinois		
Southwest Missouri St.		
Tulsa	3-0	1.000
Wichita St.		
Total	13-4	.765

North Atlantic Conference

Team	Record	Pct.
Boston University	2-0	1.000
Delaware		
Drexel		
Hartford		
Hofstra		
Maine	1-0	1.000
New Hampshire		
Northeastern		
Towson St.		
Vermont		
Total	3-0	1.000

Kentucky's Record Against:

Northeast Conference

Team	Record	Pct.
Fairleigh Dickinson		
Long Island	2-1	.667
Marist		
Monmouth (N.J.)		
Mt. St. Mary's (Md.)	1-0	1.000
Rider	1-0	1.000
Robert Morris		
St. Francis (N.Y.)		
St. Francis (Pa.)		
Wagner		
Total	4-1	.800

Ohio Valley Conference

Team	Record	Pct.
Austin Peay	3-0	1.000
Eastern Kentucky	5-0	1.000
Middle Tennessee	0-1	.000
Morehead St.	4-0	1.000
Murray St.		
Southeast Missouri St.		
Tennessee-Martin	1-0	1.000
Tennessee St.	1-0	1.000
Tennessee Tech	2-0	1.000
Total	16-1	.941

Pacific 10 Conference

Team	Record	Pct.
Arizona	2-0	1.000
Arizona St.	2-0	1.000
California	2-0	1.000
Oregon	1-0	1.000
Oregon St.	3-0	1.000
Southern Cal	0-2	.000
Stanford	1-0	1.000
UCLA	3-2	.600
Washington	1-0	1.000
Washington St.	1-0	1.000
Total	16-4	.800

Patriot Conference

Team	Record	Pct.
Army	1-0	1.000
Bucknell		
Colgate		
Holy Cross	2-0	1.000
Lafayette		
Lehigh		
Navy	3-1	.750
Total	6-1	.857

Southeastern Conference

Team	Record	Pct.
Alabama	86-30	.741
Arkansas	7-4	.636
Auburn	67-16	.807
Florida	67-20	.770
Georgia	86-17	.835
LSU	66-20	.767
Mississippi	81-8	.910
Mississippi St.	72-15	.828
South Carolina	15-2	.882
Tennessee	120-58	.674
Vanderbilt	110-35	.759
Total	777-225	.775

Southern Conference

Team	Record	Pct.
Appalachian St.		
The Citadel		
Davidson	1-0	1.000
East Tenn. St.	2-0	1.000
Furman	1-0	1.000
Ga. Southern		
Marshall	8-0	1.000
Tenn.-Chattanooga	10-0	1.000
Virginia Military Institute	4-2	.667
Western Carolina	1-0	1.000
Total	27-2	.931

Southland Conference

Team	Record	Pct.
McNeese St.		
Nicholls St.		
North Texas		
Northeast Louisiana		
Northwestern St.	1-1	.500
Sam Houston St.		
Southwest Texas St.	1-0	1.000
Stephen F. Austin		
Texas-Arlington		
Texas-San Antonio		
Total	2-1	.667

Southwest Conference

Team	Record	Pct.
Baylor	6-0	1.000
Houston	2-0	1.000
Rice		
Southern Methodist	3-2	.600
Texas	1-0	1.000
Texas A&M	2-1	.667
Texas Christian	1-0	1.000
Texas Tech	4-0	1.000
Total	19-3	.864

Sun Belt Conference

Team	Record	Pct.
Ark.-Little Rock		
Arkansas St.	1-0	1.000
Jacksonville	1-1	.500
Lamar	1-0	1.000
Louisiana Tech		
New Orleans		
South Alabama		
Southwestern Louisiana	0-1	.000
Texas-Pan American		
Western Kentucky	3-1	.750
Total	6-3	.667

Trans America Conference

Team	Record	Pct.
Campbell		
Centenary	3-1	.750
Central Florida		
Charleston		
Florida Atlantic		
Florida International		
Georgia St.		
Jacksonville St.		
Mercer	1-1	.500
Samford		
Southeastern La.		
Stetson		
Total	4-2	.667

West Coast Conference

Team	Record	Pct.
Gonzaga		
Loyola Marymount		
Pepperdine	1-0	1.000
Portland	1-0	1.000
St. Mary's (Calif.)		
San Diego		
San Francisco	1-0	1.000
Santa Clara		
Total	3-0	1.000

Western Athletic Conference

Team	Record	Pct.
Air Force	1-0	1.000
Brigham Young	3-0	1.000
Colorado St.	1-0	1.000
Fresno St.		
Hawaii	2-0	1.000
New Mexico		
San Diego St.		
UTEP	0-1	.000
Utah	3-2	.600
Wyoming	2-0	1.000
Total	12-3	.800

Tony Delk applies the defense to North Carolina's Donald Williams during the 1995 Southeast Regional final. Kentucky has played more games against Atlantic Coast Conference teams than any other conference outside the SEC.



Kentucky's Record Against:

Kentucky Vs. Teams From:

State	Record	Pct.
Alabama	154-47	.766
Alaska	3-0	1.000
Arizona	4-0	1.000
Arkansas	8-4	.667
California	8-4	.667
Colorado	2-0	1.000
Connecticut	1-0	1.000
Delaware	0-0	.000
Florida	75-23	.765
Georgia	138-32	.812
Hawaii	3-0	1.000
Idaho	2-0	1.000
Illinois	42-11	.792
Indiana	62-39	.614
Iowa	5-2	.714
Kansas	24-3	.889
Kentucky	30-9-1	.750
Louisiana	109-28	.796
Maine	1-0	1.000
Maryland	8-4	.667
Massachusetts	8-0	1.000
Michigan	16-9	.593
Minnesota	3-1	.750
Mississippi	153-23	.869
Missouri	9-9	.500
Montana	0-0	.000
Nebraska	9-5	.643
Nevada	3-0	1.000
New Hampshire	3-1	.750
New Jersey	3-2	.600
New Mexico	0-0	.000
New York	26-7	.788
North Carolina	27-23	.540
North Dakota	0-0	.000
Ohio	111-26	.810
Oklahoma	8-1	.889
Oregon	6-0	1.000
Pennsylvania	32-5	.865
Rhode Island	2-0	1.000
South Carolina	27-5	.844
South Dakota	0-0	.000
Tennessee	249-94	.726
Texas	24-4	.857
Utah	7-2	.778
Vermont	0-0	.000
Virginia	13-5	.722
Washington	2-0	1.000
West Virginia	19-4	.826
Wisconsin	9-6	.600
Wyoming	2-0	1.000
District of Columbia	0-2	.000
Miscellaneous Teams	164-78	.679
Total	1616-518-1	.757



Mark Pope and Jeff Sheppard trap UT-Martin's Jim Locum during Kentucky's 124-50 win last November. The Cats have lost only four times in November.

Kentucky's Record by Months:

Month	Won	Lost	Tied	Home	Away	Neutral
November	29	4	0	23-1	3-0	3-3
December	384	93	0	254-36	68-32	62-25
January	458	168	0	260-45	182-116	16-7
February	538	168	1	316-46	156-113-1	67-9
March	207	84	0	52-13	22-18	132-53
April	0	1	0	0-0	0-0	0-1
Total	1616	518	1	905-141	431-279-1	280-98

Scores Vs. All Opponents

Advent Mem. (0-1)
1-18-09 (A).....27 ...41 L

Air Force (1-0)
12-17-65 (H).....78 ...58.....W

Akron (2-0)
1-16-37 (Cin) .....32 ...22.....W
11-28-81 (H).....83 ...64.....W

Alabama (86-30)
1-25-23 (H).....35 ...45 L
2-5-25 (A).....15 ...24 L
2-1-26 (H).....27 ...16.....W
1-25-29 (H).....26 ...27 L
2-8-32 (H).....50 ...22.....W
2-13-33 (N).....35 ...21.....W
2-1-34 (N).....33 ...28.....W
2-8-34 (H).....26 ...21.....W
2-1-35 (N).....33 ...26.....W
2-11-35 (H).....25 ...16.....W
2-3-36 (A).....32 ...30.....W
2-7-36 (H).....40 ...34.....W
2-1-37 (N).....38 ...27.....W
2-10-37 (H).....31 ...34 L
1-31-38 (N).....57 ...31.....W
2-12-38 (H).....27 ...21.....W
1-28-39 (N).....38 ...41 L
2-1-39 (H).....45 ...27.....W
1-28-40 (N).....32 ...36 L
2-10-40 (H).....46 ...18.....W
2-3-41 (A).....38 ...36.....W
2-8-41 (H).....46 ...38.....W
3-1-41 (SEC) .....39 ...37.....W
2-2-42 (A).....35 ...41 L
2-9-42 (H).....50 ...34.....W
3-1-42 (SEC) .....36 ...34.....W
1-30-43 (A).....32 ...41 L
2-6-43 (H).....67 ...41.....W
3-3-45 (SEC) .....52 ...41.....W
3-2-46 (SEC) .....59 ...30.....W
2-3-47 (A).....48 ...37.....W
2-17-47 (H).....63 ...33.....W
2-5-48 (A).....41 ...31.....W
2-16-48 (H).....63 ...33.....W
2-2-49 (A).....56 ...40.....W
2-14-49 (H).....74 ...32.....W
2-5-50 (A).....66 ...64.....W
2-13-50 (H).....77 ...57.....W
1-13-51 (H).....65 ...48.....W
1-26-52 (A).....71 ...67.....W
3-1-54 (A).....68 ...43.....W
2-28-55 (H).....66 ...52.....W
2-25-56 (N).....77 .101 L
2-23-57 (H).....79 ...60.....W
2-22-58 (N).....*45 ...43.....W
2-23-59 (N).....39 ...32.....W
2-22-60 (H).....75 ...55.....W
2-25-61 (A).....80 ...53.....W
2-24-62 (H).....73 ...65.....W
2-25-63 (A).....80 ...63.....W
2-24-64 (A).....59 ...65 L
2-22-65 (H).....71 ...75 L
3-1-65 (H).....78 ...72.....W
1-31-66 (A).....82 ...62.....W
2-14-66 (A).....90 ...67.....W
2-25-67 (H).....71 ...81 L
3-6-67 (A).....110 ...78.....W
1-8-68 (A).....84 ...76.....W
2-24-68 (A).....96 ...83.....W
1-27-69 (H).....*83 ...70.....W
2-24-69 (A).....108 ...79.....W
1-26-70 (A).....86 ...71.....W
2-23-70 (A).....98 ...89.....W
1-25-71 (H).....86 ...73.....W
2-22-71 (H).....101 ...74.....W
1-31-72 (A).....77 ...74.....W
2-28-72 (A).....70 ...73 L
1-29-73 (H).....95 ...93.....W
2-26-73 (A).....111 ...95.....W
1-12-74 (H).....77 ...81 L
2-23-74 (H).....71 ...94 L
1-20-75 (A).....74 ...69.....W
2-22-75 (A).....84 ...79.....W
1-5-76 (H).....63 ...76 L
3-6-76 (H).....90 ...85.....W
1-29-77 (A).....87 ...85.....W
2-26-77 (H).....85 ...70.....W
1-23-78 (A).....62 ...78 L
2-20-78 (H).....97 ...84.....W
1-13-79 (A).....52 ...55 L
2-10-79 (H).....80 ...71.....W
3-1-79 (SEC) ...101 .100.....W
1-12-80 (H).....64 ...78 L
2-9-80 (A).....72 ...63.....W
1-17-81 (A).....55 ...59 L
2-14-81 (A).....77 ...62.....W
1-16-82 (H).....86 ...69.....W
2-13-82 (A).....72 ...62.....W
3-6-82 (SEC) .....46 ...48 L
1-8-83 (A).....67 ...74 L
2-5-83 (H).....76 ...70.....W
3-11-83 (SEC) .....64 ...69 L
1-9-84 (H).....76 ...66.....W
2-4-84 (A).....62 ...69 L
3-9-84 (SEC) .....48 ...46.....W
1-12-85 (A).....58 ...60 L
2-13-85 (H).....51 ...48.....W
1-11-86 (H).....76 ...52.....W
2-13-86 (A).....73 ...71.....W
3-8-86 (H-SEC) .83 ...72.....W
3-20-86 (NCAA) 68 ...63.....W
1-7-87 (H).....55 ...69 L
2-7-87 (A).....70 ...69.....W
1-13-88 (A).....63 ...55.....W
2-13-88 (H).....82 ...68.....W
1-18-89 (A).....64 ...76 L
2-18-89 (H).....67 ...71 L
1-17-90 (H).....82 ...65.....W
2-17-90 (A).....58 ...83 L
1-26-91 (A).....83 ...88 L
2-26-91 (H).....79 ...73.....W
2-12-92 (H).....107 ...83.....W
3-15-92 (SEC) .....80 ...54.....W
1-19-93 (A).....73 ...59.....W
2-2-94 (H).....82 ...67.....W
2-21-95 (A).....72 ...52.....W

Alabama-Bir. (1-1)
12-20-80 (UKIT)...61 ...53.....W
3-15-81 (NCAA) 62 ...69 L

Alaska (3-0)
12-1-79 (GAS) ....97 ...68.....W
12-19-80 (UKIT)...91 ...56.....W
12-28-87 (H).....100 ...58.....W

Alumni (3-0)
12-5-33 (H).....53 ...20.....W
12-10-34 (H).....55 .....8.....W
12-7-40 (H).....62 ...25.....W

Arizona (2-0)
3-16-46 (NIT).....77 ...53.....W
12-23-93 (Maui) ....93 ...92.....W

Arizona State (2-0)
12-14-91 (H).....94 ...68.....W
3-23-95 (NCAA) 97 ...73.....W

Arkansas (7-4)
12-18-45 (H).....67 ...42.....W
12-13-48 (H).....76 ...39.....W
1-2-50 (A).....57 ...53.....W
3-25-78 (NCAA) 65 ...59.....W
1-25-92 (H).....88 .105 L
2-10-93 (A).....94 .101 L
3-13-93 (SEC) .....92 ...81.....W
2-9-94 (H).....82 ...90 L
3-12-94 (SEC) .....90 ...78.....W
1-29-95 (A).....92 ...94 L
3-12-95 (SEC) ...*95 ...93.....W

Arkansas State (1-0)
1-18-45 (H).....75 .....6.....W

Army (1-0)
12-21-68 (UKIT)...80 ...65.....W

Ash. YMCA (2-0)
1-10-14 (H).....28 ...15.....W
1-20-14 (A).....30 ...19.....W

Auburn (67-16)
1-29-21 (H).....40 ...25.....W
2-8-26 (H).....35 ...26.....W
2-28-42 (SEC) .....40 ...31.....W
2-28-46 (SEC) .....69 ...24.....W
2-23-47 (SEC) .....84 ...18.....W
3-4-49 (SEC) .....70 ...39.....W
1-5-51 (H).....79 ...35.....W
3-2-51 (SEC) .....84 ...54.....W
1-30-52 (A).....88 ...48.....W
2-27-54 (N).....109 ...79.....W
2-26-55 (H).....93 ...59.....W
2-4-56 (N).....82 ...81.....W
2-25-57 (H).....103 ...85.....W
2-24-58 (N).....63 ...64 L
2-21-59 (H).....75 ...56.....W
2-20-60 (A).....60 ...61 L
2-27-61 (H).....77 ...51.....W
2-25-62 (A).....63 ...60.....W
2-23-63 (H).....78 ...59.....W
2-22-64 (N).....99 ...79.....W
1-1-65 (H).....73 ...67.....W
2-20-65 (A).....69 ...88 L
1-29-66 (H).....115 ...78.....W
2-12-66 (A).....77 ...64.....W
1-21-67 (H).....60 ...58.....W
2-27-67 (A).....49 ...62 L
1-20-68 (A).....73 ...74 L
2-26-68 (H).....89 ...57.....W
2-3-69 (H).....105 ...93.....W
3-3-69 (A).....90 ...86.....W
2-2-70 (A).....84 ...83.....W
3-2-70 (H).....102 ...81.....W
2-1-71 (H).....114 ...75.....W
3-1-71 (A).....102 ...83.....W
2-7-72 (A).....78 ...72.....W
3-6-72 (H).....102 ...67.....W
2-5-73 (H).....88 ...57.....W
3-3-73 (A).....91 ...79.....W
1-12-74 (H).....79 ...58.....W
2-11-74 (A).....*97 ...99 L
1-11-75 (A).....85 ...90 L
2-10-75 (H).....119 ...76.....W
1-26-76 (A).....*84 ...91 L
2-23-76 (H).....93 ...82.....W
1-15-77 (A).....75 ...68.....W
2-12-77 (H).....89 ...82.....W
1-9-78 (A).....101 ...77.....W
2-6-78 (H).....104 ...81.....W
1-25-79 (A).....*86 ...83.....W
1-29-79 (H).....66 ...59.....W
1-2-80 (H).....67 ...65.....W
1-30-80 (A).....64 ...62.....W
2-28-80 (SEC) .....69 ...61.....W
1-7-81 (A).....79 ...66.....W
2-4-81 (H).....102 ...74.....W
1-6-82 (H).....83 ...71.....W
2-3-82 (A).....*81 ...83 L
3-4-82 (H-SEC) .89 ...66.....W
1-15-83 (H).....67 ...75 L
2-12-83 (A).....71 ...69.....W
1-3-84 (A).....63 ...82 L
2-11-84 (H).....84 ...64.....W
3-10-84 (SEC) .....51 ...49.....W
1-2-85 (H).....68 ...61.....W
2-2-85 (A).....*49 ...47.....W
1-6-86 (A).....56 ...60 L
1-31-86 (H).....81 ...71.....W
1-3-87 (A).....63 ...60.....W
2-4-87 (H).....75 ...71.....W
3-6-87 (SEC) .....72 ...79 L
1-9-88 (H).....52 ...53 L
2-10-88 (A).....69 ...62.....W
1-25-89 (H).....86 ...76.....W
2-20-89 (A).....75 ...77 L
1-24-90 (A).....70 ...74 L
2-24-90 (H).....98 ...95.....W
1-29-91 (A).....89 ...81.....W
3-2-91 (H).....114 ...93.....W
2-8-92 (A).....85 ...67.....W
2-27-93 (H).....80 ...78.....W
1-30-94 (A).....91 ...74.....W
1-4-95 (H).....98 ...64.....W
3-10-95 (SEC) .....93 ...81.....W

Austin Peay (3-0)
3-15-73 (NCAA)106 100.....W
11-29-86 (H).....71 ...69.....W
12-27-88 (N).....85 ...77.....W

Baylor (6-0)
12-23-46 (H).....75 ...34.....W
3-23-48 (NCAA) 58 ...42.....W
3-29-48 (H).....77 ...59.....W
12-16-61 (H).....94 ...60.....W
12-14-63 (H).....101 ...65.....W
12-8-79 (H).....80 ...46.....W

Berea (11-0)
1-9-26 (H).....37 ...23.....W
1-4-28 (H).....37 ...16.....W
12-31-29 (H).....29 ...26.....W
12-31-30 (H).....41 ...25.....W
12-22-31 (H).....52 ...27.....W
12-17-35 (H).....58 ...30.....W
12-12-36 (H).....70 ...26.....W
12-5-37 (H).....69 ...35.....W
12-9-39 (H).....74 ...24.....W
12-4-43 (H).....54 ...40.....W
12-4-44 (H).....56 ...32.....W

Bethany (1-0)
2-4-11 (H).....24 ...11.....W

Boston University (2-0)
12-20-86 (UKIT) ....81 ...69.....W
12-10-94 (H).....90 ...49.....W

Bowling Green (2-1)
2-11-49 (N).....63 ...61.....W
12-17-76 (UKIT)...77 ...59.....W
12-16-88 (UKIT)...54 ...56 L

Bradley (3-0)
2-5-49 (N).....62 ...52.....W
12-30-49 (SB).....71 ...66.....W
11-30-79 (GAS) ....79 ...58.....W

Brigham Young (3-0)
12-28-51 (SB).....84 ...64.....W
12-17-83 (UKIT)...93 ...59.....W
3-17-84 (NCAA) 93 ...68.....W

Butler (4-0)
2-23-11 (H).....21 ...16.....W
2-11-36 (A).....39 ...28.....W
3-16-62 (NCAA) 81 ...60.....W
11-27-82 (H).....90 ...53.....W

California (2-0)
12-21-79 (UKIT)...78 ...52.....W
11-28-88 (N).....89 ...71.....W

Cambridge (1-0)
*8-4-66 (IUT)....104 ...45.....W

Carnegie Tech (2-0)
12-18-31 (H).....36 ...34.....W
12-28-43 (N).....61 ...14.....W

Centenary (3-1)
2-7-23 (H).....21 ...38 L
12-21-36 (H).....37 ...19.....W
12-22-37 (H).....35 ...25.....W
12-27-40 (H).....70 ...18.....W

Central (7-9)
1-19-06 (H).....15 ...14.....W
1-26-06 (A).....17 ...15.....W
1-25-07 (H).....22 .....9.....W
2-12-07 (H).....23 ...25 L
3-9-07 (H).....13 ...15 L
1-25-08 (A).....21 ...32 L
2-13-08 (H).....31 ...20.....W
3-7-08 (A).....10 ...29 L
1-27-09 (H).....24 ...23.....W
2-6-09 (A).....20 ...35 L
2-26-09 (H).....20 ...26 L
3-5-10 (H).....13 ...31 L
3-11-10 (A).....9 ...51 L
1-12-12 (A).....32 ...13.....W
2-1-12 (H).....52 ...10.....W

Central Michigan (1-0)
3-20-75 (NCAA) 90 ...73.....W

Centre (18-10)
2-15-16 (A).....38 .....5.....W
2-29-16 (H).....38 ...16.....W
1-17-17 (H).....31 ...21.....W
2-16-17 (A).....24 ...38 L
1-17-18 (A).....21 ...29 L
2-21-18 (H).....22 ...20.....W
3-9-18 (Lou) .....12 ...22 L
1-25-19 (A).....30 ...38 L
2-24-19 (H).....10 ...19 L
2-14-20 (A).....15 ...44 L
3-6-20 (H).....*18 ...20 L
2-8-21 (A).....27 ...29 L
2-18-21 (H).....20 ...13.....W
2-4-22 (A).....27 ...21.....W
2-20-22 (H).....40 ...23.....W
2-27-23 (H).....14 ...21 L
2-14-23 (A).....10 ...17 L
2-9-24 (H).....27 ...18.....W
2-21-24 (H).....38 ...24.....W
1-17-25 (H).....33 ...26.....W
2-21-25 (H).....39 ...10.....W
1-22-26 (H).....45 ...25.....W
1-29-27 (H).....27 ...25.....W
2-12-27 (A).....22 ...16.....W
1-9-28 (A).....36 ...25.....W
2-18-28 (H).....30 ...20.....W
2-13-29 (H).....47 ...11.....W

CCNY (0-1)
3-14-50 (NIT).....50 ...89 L

Chaminade (1-0)
11-26-85 (A).....89 ...57.....W

Christ Church (Cin. 0-4)
2-3-06 (H).....24 ...38 L

Scores Vs. All Opponents



Tony Delk and Walter McCarty enjoy a fun moment near the end of one of the Cats' 28 wins in 1994-95.

2-15-06 (A).....17 ...54 L
2-11-11 (A).....21 ...32 L
3-1-13 (H).....19 ...30 L

Cincinnati (26-10)

3-4-04 (H).....25 ...21.....W
1-27-06 (H).....16 ...29 L
1-19-09 (A).....25 ...41 L
2-19-09 (H).....28 ...23.....W
2-7-10 (A).....17 ...47 L
2-8-13 (H).....20 ...18.....W
2-21-14 (H).....20 ...18.....W
1-14-16 (A).....39 ...24.....W
2-19-16 (H).....34 ...10.....W
1-31-19 (A).....18 ...28 L
2-21-19 (H).....34 ...21.....W
1-17-20 (A).....11 ...13 L
1-26-21 (A).....26 ...19.....W
2-5-23 (A).....24 ...33 L
12-13-24 (H).....28 ...23.....W
1-3-25 (A).....20 ...24 L
12-18-26 (H).....10 ...48 L
12-29-26 (A).....23 ...51 L
12-16-33 (H).....31 ...25.....W
12-18-37 (H).....38 ...21.....W
12-17-38 (H).....44 ...27.....W
12-16-39 (H).....30 ...39 L
12-12-42 (H).....61 ...39.....W
12-18-43 (H).....58 ...30.....W
2-12-44 (A).....38 ...35.....W
12-9-44 (H).....66 ...24.....W
2-24-45 (A).....65 ...35.....W
12-15-45 (H).....67 ...31.....W
12-7-46 (A).....80 ...49.....W
12-13-47 (A).....67 ...31.....W
1-24-48 (H).....70 ...43.....W
12-20-83 (A).....24 ...11.....W
12-22-84 (H).....66 ...55.....W
12-3-85 (H).....84 ...54.....W
12-1-87 (H).....101 ...77.....W
11-28-90 (A).....75 ...71.....W

Cincinnati YMCA (0-2)

1-21-05 (H).....22 ...43 L
2-16-06 (A).....9 ...38 L

Clemson (11-3)

2-16-22 (H).....38 ...14.....W
2-15-23 (H).....17 ...30 L
2-13-24 (H).....38 ...13.....W
12-16-27 (H).....33 ...17.....W
1-3-30 (H).....31 ...15.....W
2-1-30 (A).....34 ...20.....W
1-3-31 (H).....33 ...21.....W
2-14-31 (A).....26 ...29 L
1-2-32 (H).....43 ...24.....W
1-14-32 (A).....30 ...17.....W
1-16-33 (H).....67 ...18.....W
2-1-34 (A).....42 ...32.....W
12-21-39 (A).....55 ...31.....W
3-7-79 (NIT)....*67 ...68 L

Colorado State (1-0)

12-1-59 (H).....106 ...73.....W

Columbia (1-0)

3-18-48 (NCAA) 76 ...53.....W

Cornell (0-1)

12-28-66 (H).....77 ...92 L

Creighton (7-4)

1-10-30 (H).....27 ...28 L
1-10-30 (H).....25 ...21.....W
1-6-33 (A).....32 ...26.....W
2-7-33 (A).....22 ...34 L
2-22-35 (H).....63 ...42.....W
2-23-35 (H).....24 ...12.....W
2-22-36 (H).....29 ...31 L
2-21-36 (H).....68 ...38.....W
1-8-37 (H).....59 ...36.....W
12-19-40 (A).....45 ...54 L
1-2-48 (A).....65 ...23.....W

Cumberland (4-1)

3-1-17 (A).....48 ...20.....W
2-28-18 (A).....42 ...21.....W
2-8-19 (A).....22 ...21.....W
2-26-20 (A).....21 ...30 L
1-15-21 (H).....37 ...21.....W

Dartmouth (3-1)

3-21-42 (NCAA) 28 ...47 L
12-27-62 (H).....95 ...49.....W
1-2-65 (H).....107 ...77.....W
12-21-73 (H).....102 ...77.....W

Davidson (1-0)

3-14-86 .....75 ...55.....W

Dayton (3-1)

1-11-47 (H).....70 ...29.....W
12-21-55 (UKIT)...74 ...89 L
3-11-66 (NCAA) 86 ...79.....W
12-22-67 (UKIT)...88 ...85.....W

DePaul (17-3)

2-20-43 (A).....44 ...53 L
12-12-46 (LV) .....65 ...45.....W
2-8-47 (A).....47 ...53 L
12-10-47 (N).....74 ...50.....W
1-31-48 (A).....68 ...51.....W
12-8-48 (N).....67 ...36.....W
1-22-49 (N).....56 ...45.....W
12-21-49 (LV) .....49 ...47.....W
1-21-50 (A).....86 ...53.....W
1-8-51 (H).....63 ...55.....W
2-19-51 (A).....60 ...57.....W
12-20-51 (H).....98 ...60.....W
2-23-52 (A).....63 ...61.....W
1-11-54 (H).....81 ...63.....W
2-20-54 (A).....76 ...61.....W
1-10-55 (H).....92 ...59.....W
2-19-55 (A).....76 ...72.....W
12-12-55 (H).....71 ...69.....W
2-18-56 (A).....79 ...81 L
12-18-70 (UKIT).106 ...85.....W

DePauw (1-3)

1-24-10 (H).....11 ...24 L
2-9-10 (A).....10 ...28 L
12-19-25 (H).....29 ...38 L
2-5-44 (H).....38 ...35.....W

Detroit (1-1)

1-10-44 (A).....26 ...34 L
12-7-82 (H).....83 ...46.....W

Duke (10-6)

3-3-30 (SC).....32 ...37 L
2-28-31 (SC).....35 ...30.....W
2-6-32 (H).....37 ...30.....W
12-21-53 (UKIT)...85 ...69.....W
2-1-56 (H).....81 ...76.....W
12-18-56 (A).....84 ...85 L
12-2-57 (H).....78 ...74.....W
12-8-58 (A).....78 ...64.....W
12-31-63 (SB).....81 ...79.....W
3-18-66 (NCAA) 83 ...79.....W
12-20-69 (UKIT)...98 ...76.....W
3-27-78 (NCAA) 94 ...88.....W
11-17-79 (N).....*76 ...80 L
3-13-80 (NCAA) 54 ...55 L
11-19-88 (N).....55 ...80 L
3-28-92 (NCAA)*103104.....L

Duquesne (1-0)

12-17-82 (UKIT)...55 ...42.....W

Eastern Kentucky (5-0)

12-15-28 (H).....35 ...10.....W
12-27-90 (H).....74 ...60.....W
1-18-92 (H).....85 ...55.....W
12-8-92 (H).....82 ...73.....W
12-8-93 (H).....107 ...78.....W

East Carolina (1-0)

12-20-85 (UKIT)...86 ...52.....W

East Tennessee (2-0)

11-29-80 (H).....62 ...57.....W
12-21-84 (H).....69 ...54.....W

Florida (67-20)

1-3-27 (H).....44 ...36.....W
3-2-31 (SC).....56 ...36.....W
2-26-33 (SEC) .....48 ...24.....W
2-24-34 (SEC) .....32 ...38 L
2-26-42 (SEC) .....42 ...36.....W
3-1-45 (SEC) .....57 ...35.....W
3-1-46 (SEC) .....69 ...32.....W
3-4-48 (SEC) .....87 ...31.....W
3-3-49 (SEC) .....73 ...36.....W
12-14-50 (H).....85 ...37.....W
1-12-50 (A).....99 ...52.....W
2-8-54 (H).....97 ...55.....W
2-3-55 (H).....87 ...63.....W
2-6-56 (A).....81 ...70.....W
2-2-57 (H).....61 ...28.....W
1-31-58 (A).....78 ...56.....W
1-31-58 (H).....94 ...51.....W
1-29-60 (A).....75 ...62.....W
2-4-61 (H).....89 ...68.....W
1-2-62 (A).....81 ...69.....W
2-2-63 (H).....94 ...71.....W
2-1-64 (A).....77 ...72.....W
1-23-65 (A).....68 ...84 L
1-30-65 (H).....78 ...61.....W
1-8-66 (A).....78 ...64.....W
2-7-66 (H).....85 ...75.....W
12-17-66 (H).....75 ...78 L
1-14-67 (A).....72 ...89 L
12-4-67 (H).....99 ...76.....W
1-13-68 (A).....78 ...96 L
1-11-69 (H).....88 ...67.....W
2-15-69 (A).....81 ...82 L
1-10-70 (A).....88 ...69.....W
2-14-70 (H).....110 ...65.....W
1-9-71 (H).....101 ...75.....W
2-13-71 (A).....65 ...74 L
2-15-72 (A).....70 ...72 L
2-19-72 (H).....95 ...68.....W
1-13-73 (H).....95 ...65.....W
2-17-73 (A).....94 ...83.....W
1-25-74 (A).....91 ...82.....W
2-25-74 (H).....65 ...75 L
1-25-75 (H).....87 ...65.....W
2-24-75 (A).....58 ...66 L
1-24-76 (A).....89 ...82.....W
2-22-76 (A).....96 ...89.....W
1-17-77 (A).....73 ...71.....W
2-14-77 (H).....104 ...78.....W
1-7-78 (A).....86 ...67.....W
2-4-78 (H).....88 ...61.....W
1-3-79 (A).....65 ...76 L
1-27-79 (H).....87 ...81.....W
1-17-80 (A).....76 ...63.....W
2-13-80 (H).....95 ...70.....W
1-21-81 (H).....102 ...48.....W
2-18-81 (H).....69 ...56.....W
1-20-82 (A).....91 ...76.....W
2-17-82 (H).....84 ...78.....W
1-17-83 (H).....70 ...63.....W
2-14-83 (A).....73 ...61.....W
1-17-84 (A).....57 ...69 L
2-13-84 (H).....67 ...65.....W
1-19-85 (H).....55 ...67 L
2-20-85 (A).....76 ...68.....W
3-7-85 (SEC) .....55 ...58 L
1-18-86 (A).....72 ...55.....W
2-19-86 (H).....80 ...69.....W
1-14-87 (H).....67 ...62.....W
2-14-87 (A).....56 ...74 L
1-20-88 (H).....56 ...58 L
2-20-88 (A).....76 ...83 L
1-12-89 (A).....69 ...56.....W
2-11-89 (H).....53 ...59 L
1-10-90 (H).....89 ...81.....W
2-12-90 (A).....78 ...74.....W

Scores Vs. All Opponents

1-23-91 (H).....81 ...65.....W
2-23-91 (A).....90 ...74.....W
1-11-92 (H).....81 ...60.....W
3-4-92 (A).....62 ...79 L
1-30-93 (H).....71 ...48.....W
3-7-93 (A).....85 ...77.....W
1-18-94 (A).....57 ...59 L
3-2-94 (H).....80 ...77.....W
3-13-94 (SEC) .....73 ...60.....W
1-10-95 (A).....83 ...67.....W
2-18-95 (H).....87 ...77.....W
3-11-95 (SEC) .....86 ...72.....W

Florida State (6-2)

12-1-58 (H).....91 ...68.....W
12-3-60 (H).....58 ...63 L
12-12-62 (H).....83 ...54.....W
3-18-72 (NCAA) 54 ...73 L
3-7-77 (LOU) ....97 ...57.....W
3-11-78 (NCAA) 85 ...76.....W
3-8-80 (NCAA) 97 ...78.....W
3-27-93 (NCAA)106 ..81.....W

Ft. Benning (1-0)

1-7-46 (H).....81 ...25.....W

Ft. Knox (7-0)

1-4-43 (H).....64 ...30.....W
12-1-43 (H).....51 ...18.....W
1-31-44 (H).....76 ...48.....W
12-2-44 (H).....56 ...23.....W
12-1-45 (H).....59 ...36.....W
12-2-46 (H).....68 ...31.....W
12-1-47 (H).....80 ...41.....W

Furman (1-0)

12-19-89 (H).....104 ...73.....W

Georgia (86-17)

3-1-21 (SIAA)...20 ...19.....W
2-3-23 (H).....19 ...23 L
2-7-25 (A).....24 ...28 L
2-28-25 (SC).....31 ...32 L
2-15-26 (A).....22 ...18.....W
2-27-26 (SC).....39 ...34.....W
2-15-28 (SC).....33 ...16.....W
3-2-29 (SC).....24 ...26 L
2-1-30 (H).....22 ...21.....W
2-14-30 (H).....36 ...23.....W
2-13-31 (A).....16 ...25 L
3-2-40 (SEC) .....51 ...43.....W
1-19-42 (A).....51 ...26.....W
1-31-42 (H).....55 ...38.....W
1-18-43 (A).....60 ...28.....W
2-26-43 (SEC) .....58 ...30.....W
3-2-44 (SEC) .....57 ...29.....W
1-29-45 (N).....73 ...37.....W
1-21-47 (A).....84 ...45.....W
2-10-47 (H).....81 ...40.....W
1-20-48 (A).....88 ...51.....W
2-21-49 (H).....95 ...40.....W
1-17-50 (A).....60 ...71 L
1-28-50 (H).....88 ...56.....W
3-3-50 (SEC) .....79 ...63.....W
2-23-51 (H).....88 ...41.....W
1-16-52 (LV) .....95 ...55.....W
2-4-54 (H).....106 ...55.....W
2-5-54 (LV) .....100 ...68.....W
2-9-55 (H).....86 ...40.....W
2-27-56 (LV) .....143 ...56.....W
1-30-57 (H).....84 ...53.....W
1-29-58 (N).....74 ...55.....W
1-29-59 (H).....108 ...55.....W
1-27-60 (N).....84 ...60.....W
2-7-61 (H).....86 ...59.....W
1-31-63 (H).....74 ...67.....W
2-3-64 (A).....103 ...83.....W
1-25-65 (A).....102 ...82.....W
2-1-65 (H).....96 ...64.....W
1-10-66 (A).....**69 ...65.....W
2-5-66 (H).....74 ...50.....W
1-16-67 (A).....40 ...49 L
2-20-67 (H).....101 ...76.....W
1-15-68 (H).....104 ...73.....W
2-19-68 (A).....106 ...87.....W
1-13-69 (H).....88 ...67.....W
2-17-69 (A).....85 ...77.....W
1-12-70 (A).....72 ...71.....W
2-16-70 (H).....116 ...86.....W
1-11-71 (H).....79 ...66.....W
2-15-71 (A).....107 ...95.....W
1-17-72 (A).....73 ...85 L
2-21-72 (H).....87 ...63.....W
1-15-73 (H).....89 ...68.....W
2-19-73 (H).....99 ...86.....W
1-7-74 (H).....*80 ...74.....W
2-9-74 (A).....86 ...72.....W
1-6-75 (A).....96 ...77.....W
2-8-75 (H).....75 ...61.....W
1-12-76 (H).....92 ...76.....W
2-9-76 (A).....81 ...86 L
1-3-77 (H).....*64 ...59.....W
3-7-77 (A).....72 ...54.....W
1-30-78 (H).....90 ...73.....W
2-27-78 (A).....78 ...67.....W
1-22-79 (H).....73 ...64.....W
2-19-79 (A).....90 ...74.....W
12-17-80 (N).....95 ...69.....W
1-26-80 (H).....*56 ...49.....W
1-3-81 (H).....76 ...66.....W
1-31-81 (A).....**71 ...68.....W
1-2-82 (A).....68 ...66.....W
1-30-82 (H).....82 ...73.....W
1*29-83 (A).....63 ...70 L
2-*26-83 (H).....81 ...72.....W
1-28-84 (H).....64 ...40.....W
2-25-84 (A).....66 ...64.....W
3-8-84 (SEC) .....92 ...79.....W
1-23-85 (A).....73 ...81 L
2-24-85 (H).....77 ...79 L
1-23-86 (H).....74 ...69.....W
2-22-86 (A).....80 ...75.....W
12-30-86 (LV) .....65 ...69 L
2-25-87 (A).....71 ...79 L
1-2-88 (A).....84 ...77.....W
3-2-88 (H).....80 ...72.....W
3-13-88 (SEC) .....62 ...57.....W
1-4-89 (H).....76 ...65.....W
2-5-89 (A).....72 ...84 L
1-3-90 (A).....91 ..106 L
2-3-90 (H).....88 ...77.....W
1-2-91 (A).....81 ...80.....W
2-3-91 (H).....96 ...84.....W
1-7-92 (H).....78 ...66.....W
2-23-92 (A).....84 ...73.....W
1-5-93 (A).....74 ...59.....W
2-20-93 (H).....86 ...70.....W
1-8-94 (A).....*90 ...94 L
2-27-94 (H).....80 ...59.....W
1-14-95 (H).....83 ...71.....W
3-1-95 (A).....97 ...74.....W

Georgia Tech (51-14)

2-23-24 (H).....33 ...27.....W
2-6-25 (A).....18 ...16.....W
1-16-26 (H).....25 ...24.....W
1-22-27 (A).....16 ...48 L
2-11-28 (H).....31 ...35 L
1-16-29 (A).....33 ...19.....W
2-8-30 (H).....39 ...19.....W
2-9-31 (H).....38 ...34.....W
2-16-31 (A).....35 ...16.....W
2-11-33 (H).....45 ...22.....W
2-10-34 (H).....49 ...25.....W
2-9-35 (H).....57 ...30.....W
2-28-37 (SEC) .....40 ...30.....W
2-19-40 (A).....39 ...44 L
1-20-41 (A).....47 ...37.....W
2-17-41 (H).....60 ...41.....W
1-20-42 (A).....63 ...53.....W
2-16-42 (H).....57 ...51.....W
1-19-43 (A).....38 ...36 L
2-15-43 (H).....58 ...31.....W
1-22-45 (A).....64 ...58.....W
2-3-45 (H).....51 ...32.....W
1-21-46 (A).....68 ...43.....W
1-28-46 (H).....54 ...26.....W
1-20-47 (A).....70 ...47.....W
2-22-47 (H).....83 ...46.....W
3-1-47 (SEC) .....75 ...53.....W
1-19-48 (A).....71 ...56.....W
2-21-48 (H).....78 ...54.....W
3-6-48 (LV) .....54 ...43.....W
1-17-49 (H).....56 ...45.....W
2-19-49 (H).....78 ...32.....W
1-16-50 (A).....61 ...47.....W
2-18-50 (H).....97 ...62.....W
1-22-51 (A).....82 ...61.....W
2-9-51 (H).....75 ...42.....W
3-3-51 (SEC) .....82 ...56.....W
1-21-52 (A).....96 ...51.....W
2-9-52 (H).....93 ...42.....W
2-28-52 (SEC) .....80 ...59.....W
1-9-54 (H).....105 ...53.....W
2-2-54 (LV) .....99 ...48.....W
1-8-55 (H).....58 ...59 L
1-31-55 (A).....59 ...65 L
1-7-56 (H).....104 ...51.....W
1-30-56 (A).....84 ...62.....W
1-5-57 (H).....95 ...75.....W
1-28-57 (A).....76 ...65.....W
1-4-58 (A).....76 ...60.....W
1-27-58 (A).....52 ...71 L
1-3-59 (H).....72 ...62.....W
1-26-59 (H).....94 ...70.....W
1-2-60 (H).....54 ...62 L
1-25-60 (A).....44 ...65 L
1-7-61 (H).....89 ...79.....W
1-30-61 (A).....60 ...62 L
1-6-62 (H).....89 ...70.....W
1-29-62 (A).....71 ...62.....W
1-5-63 (H).....**85 ...86 L
1-28-63 (A).....62 ...66 L
1-4-64 (A).....67 ...76 L
1-25-64 (H).....79 ...62.....W
12-19-75 (UKIT)...66 ...64.....W
12-21-91 (A).....80 ...81 L
12-5-92 (H).....96 ...87.....W

Georgetown (KY) (35-15)

2-6-03 (H).....6 ...15 L
2-4-04 (A).....11 ...26 L
2-13-04 (H).....10 ...22 L
1-13-05 (H).....9 ...14 L
1-20-06 (A).....9 ...34 L
2-9-06 (H).....22 ...28 L
1-19-07 (H).....16 ...15.....W
2-21-07 (A).....8 ...19 L
2-11-08 (A).....22 ...30 L
3-3-08 (H).....18 ...13.....W
2-8-09 (H).....45 ...32.....W
2-15-09 (A).....48 ...19.....W
1-22-10 (H).....31 ...11.....W
2-4-10 (A).....16 ...34 L
3-8-10 (H).....24 ...23.....W
2-17-11 (A).....47 ...22.....W
1-5-12 (H).....38 ...12.....W
3-1-12 (A).....19 ...18.....W
1-18-16 (A).....29 ...22.....W
1-31-16 (H).....30 ...22.....W
1-27-17 (A).....19 ...22 L
2-21-17 (H).....32 ...18.....W
1-24-18 (H).....22 ...18.....W
2-14-18 (A).....25 ...16.....W
1-18-19 (H).....30 ...32 L
2-15-19 (A).....18 ...22 L
1-31-20 (H).....25 ...14.....W
2-17-20 (A).....28 ...16.....W
1-18-21 (H).....38 ...23.....W
2-15-21 (A).....56 ...11.....W
1-14-22 (H).....17 ...26 L
2-16-22 (A).....26 ...17.....W
2-24-22 (SIA) .....41 ...21.....W
1-13-23 (A).....24 ...13.....W
2-19-23 (H).....21 ...48 L
1-12-24 (A).....32 ...24.....W
2-11-24 (H).....39 ...35.....W
1-10-25 (H).....25 ...17.....W
2-14-25 (A).....36 ...21.....W
1-12-26 (A).....36 ...21.....W
1-30-26 (H).....25 ...20.....W
2-1-27 (A).....19 ...26 L
12-14-29 (H).....46 .....9.....W
12-18-30 (H).....67 ...19.....W
12-15-31 (H).....66 ...24.....W
12-12-32 (H).....62 ...21.....W
12-9-33 (H).....41 ...12.....W
12-6-35 (H).....42 ...17.....W
12-9-36 (H).....46 ...21.....W
12-2-38 (H).....39 ...19.....W

Georgetown U. (0-2)

2-11-22 (A).....23 ...28 L
3-31-84 (NCAA) 40 ...53 L

Great Lakes Navy (0-2)

3-14-42 (Lou) .....47 ...58 L
3-6-43 (Lou) .....39 ...53 L

Hardin-Simmons (1-0)

12-1-65 (H).....83 ...55.....W

Hawaii (2-0)

11-27-85 (A).....98 ...65.....W
11-28-87 (H).....86 ...59.....W

Holy Cross (2-0)

3-20-48 (NCAA) 60 ...52.....W
12-16-48 (A).....51 ...48.....W

Houston (2-0)

12-29-56 (SB).....111 ...76.....W
1-22-84 (H).....74 ...67.....W

Idaho (2-0)

12-9-46 (H).....65 ...35.....W
12-17-55 (H).....91 ...35.....W

Illinois (11-4)

1-5-25 (A).....26 ...36 L
3-20-42 (NCAA) 46 ...44.....W
12-20-43 (A).....41 ...43 L
2-7-44 (H).....51 ...40.....W
3-22-49 (NCAA) 76 ...47.....W
3-24-51 (NCAA) 76 ...74.....W
12-22-56 (UKIT)...91 ...70.....W
12-30-58 (Lou) .....76 ...75.....W
12-21-60 (UKIT)...83 ...78.....W
12-19-64 (UKIT)...86 ...91 L
12*-8-65 (A).....86 ...68.....W
12-5-66 (H).....97 ...98 L
12-11-82 (H).....76 ...57.....W
12-24-84 (A).....56 ...54.....W
3-24-84 (NCAA) 54 ...51.....W

Indiana (18-20)

12-18-24 (H).....18 ...20 L
1-5-26 (A).....23 ...34 L
12-21-26 (H).....19 ...38 L
2-4-28 (A).....29 ...48 L
12-30-40 (SB).....45 ...48 L
12-23-42 (LV) .....52 ...58 L
12-11-43 (LV) .....66 ...41.....W
12-16-44 (LV) .....61 ...43.....W
12-18-65 (UKIT)...91 ...56.....W
12-13-69 (H).....109 ...92.....W
12-12-70 (A).....*95 ...93.....W
12-11-71 (LV) ....**89 ...90 L
12-9-72 (A).....58 ...64 L
3-17-73 (NCAA) 65 ...72 L
12-8-73 (LV) .....68 ...77 L
12-7-74 (A).....74 ...98 L
3-22-75 (NCAA) 92 ...90.....W
12-15-75 (LV) .....*68 ...77 L
12-6-76 (A).....66 ...51.....W
12-5-77 (H).....78 ...64.....W
12-16-78 (A).....*67 ...68 L
12-15-79 (H).....69 ...58.....W
12-6-80 (A).....68 ...66.....W
12-8-81 (H).....85 ...69.....W
12-22-82 (A).....59 ...62 L
3-24-83 (NCAA) 64 ...59.....W
12-3-83 (H).....59 ...54.....W
12-8-84 (A).....68 ...81 L
12-7-85 (H).....63 ...58.....W
12-6-86 (A).....66 ...71 L
12-5-87 (N).....*82 ...76.....W
12-20-88 (H).....52 ...75 L
12-2-89 (N).....69 ...71 L
12-18-90 (A).....84 ...87 L
12-7-91 (N).....76 ...74.....W
1-3-93 (LV) .....81 ...79.....W
12-4-93 (N).....84 ...96 L
12-7-94 (LV) .....73 ...70.....W

Indiana Central (4-0)

11-28-46 (H).....78 ...36.....W
11-29-47 (H).....80 ...41.....W
11-29-48 (H).....74 ...38.....W
12-3-49 (H).....94 ...61.....W

Iona (4-0)

12-23-77 (H).....104 ...65.....W
12-2-79 (GAS) ....57 ...50.....W
12-19-86 (UKIT)...75 ...59.....W
11-25-88 (N).....56 ...54.....W

Iowa (3-2)

3-17-56 (NCAA) 77 ...89 L
12-21-62 (UKIT)...94 ...69.....W
12-4-64 (H).....85 ...77.....W
12-4-72 (H).....66 ...79 L
12-14-73 (A).....88 ...80.....W

Iowa State (2-0)

12-9-64 (H).....100 ...74.....W
3-22-92 (NCAA)106 ..98.....W

Istanbul (1-0)

8-10-66 (IUT).....82 ...36.....W

Jacksonville (1-1)

3-14-70 (NCAA)100 106 L
12-18-81 (UKIT).107 ...91.....W

Kansas (17-3)

12-16-50 (H).....68 ...39.....W
12-14-59 (A).....*77 ...72.....W

Scores Vs. All Opponents

12-6-69 (H).....115 ...85.....W
12-4-71 (A).....79 ...69.....W
12-23-72 (H).....77 ...71.....W
12-3-73 (A).....63 ...71 L
12-23-74 (LV) .....100 ...63.....W
12-13-75 (A).....54 ...48.....W
12-11-76 (H).....90 ...63.....W
12-10-77 (A).....73 ...66.....W
12-9-78 (H).....*67 ...66.....W
12-12-79 (A).....57 ...56.....W
12-13-80 (H).....87 ...73.....W
12-12-81 (A).....*77 ...74.....W
12-29-82 (LV) .....82 ...62.....W
12-10-84 (A).....72 ...50.....W
12-31-85 (LV) .....92 ...89.....W
12-14-86 (A).....66 ...83 L
12-9-89 (A).....95 .150 L
12-8-90 (H).....88 ...71.....W

Kansas State (7-0)

1-4-40 (H).....53 ...26.....W
12-20-40 (H).....28 ...25.....W
3-27-51 (NCAA) 68 ...58.....W
12-23-61 (UKIT)...80 ...67.....W
12-23-66 (UKIT)...83 ...79.....W
12-6-71 (A).....71 ...64.....W
3-16-76 (NIT).....81 ...78.....W

Kentucky Wesleyan (8-2-1)

1-8-10 (A).....14 ...12.....W
1-27-11 (A).....19 ...21 L
1-9-18 (H).....23 ...13.....W
2-9-18 (A).....21 ...21 .....T
1-13-19 (H).....46 .....5.....W
2-22-19 (H).....18 ...13.....W
2-21-20 (H).....43 ...13.....W
1-12-21 (H).....38 ...13.....W
1-10-27 (A).....25 ...31 L
2-18-30 (H).....32 ...20.....W
12-10-38 (H).....57 ...18.....W

Lamar (1-0)

12-13-86 (H).....71 ...56.....W

LaSalle (3-0)

12-22-53 (UKIT)...73 ...60.....W
12-22-54 (UKIT)...63 ...54.....W
12-2-78 (H).....109 ...77.....W

Lexington High (1-1)

1-9-09 (H).....29 .....9.....W
1-13-11 (H).....29 ...36 L

Lexington YMCA (2-5)

2-19-03 (H).....11 ...10.....W
1-16-07 (H).....17 ...25 L
3-1-07 (A).....22 ...41 L
1-10-08 (H).....19 ...29 L
2-15-08 (H).....19 ...23 L
2-16-12 (H).....32 ...20.....W
1-24-13 (H).....25 ...27 L

Long Island U. (2-1)

1-4-39 (MSG)....34 ...52 L
1-1-45 (MSG)..*62 ...52.....W
3-17-47 (MSG)....63 ...62.....W

LSU (66-20)

2-27-33 (SEC) .....51 ...38.....W
2-26-37 (SEC) .....57 ...37.....W
3-3-39 (SEC) .....53 ...34.....W
3-3-44 (SEC) .....55 ...28.....W
3-2-45 (SEC) .....68 ...37.....W
3-2-46 (SEC) .....59 ...36.....W
3-5-48 (SEC) .....63 ...47.....W
1-31-51 (A).....81 ...59.....W
1-5-52 (H).....57 ...47.....W
3-1-52 (SEC) .....44 ...43.....W
3-9-54 (N).....63 ...56.....W
12-4-54 (H).....74 ...58.....W
1-17-55 (A).....64 ...62.....W
12-3-55 (A).....62 ...52.....W
1-14-56 (H).....107 ...65.....W
1-12-57 (A).....51 ...46.....W
1-11-58 (H).....97 ...52.....W
1-10-59 (A).....76 ...61.....W
1-9-60 (H).....77 ...45.....W
1-13-61 (A).....59 ...73 L
1-12-62 (H).....84 ...63.....W
1-11-63 (A).....63 ...56.....W
1-10-64 (H).....103 ...84.....W
1-9-65 (A).....79 ...66.....W
1-24-66 (H).....111 ...85.....W
1-28-67 (H).....102 ...72.....W
2-4-67 (A).....105 ...84.....W
1-27-68 (A).....121 ...95.....W
2-3-68 (H).....109 ...96.....W
1-25-69 (A).....108 ...96.....W
2-22-69 (H).....103 ...89.....W
1-24-70 (H).....109 ...96.....W
2-21-70 (A).....121 .105.....W
1-23-71 (A).....82 ...79.....W
2-20-71 (H).....110 ...73.....W
1-29-72 (H).....89 ...71.....W
2-26-72 (A).....71 ...88 L
1-27-73 (A).....86 ...71.....W
2-24-73 (H).....94 ...76.....W
1-5-74 (A).....84 ...95 L
2-4-74 (H).....73 ...70.....W
1-4-75 (H).....115 ...80.....W
2-3-75 (A).....77 ...76 L
2-2-76 (H).....85 ...71.....W
3-1-76 (A).....85 ...70.....W
1-22-77 (H).....87 ...72.....W
2-19-77 (A).....90 ...76.....W
1-14-78 (H).....96 ...76.....W
2-11-78 (A).....*94 ...95 L
1-6-79 (H).....89 ...93 L
2-3-79 (A).....61 ...70 L
3-2-79 (SEC) .....80 ...67.....W
1-28-80 (H).....60 ...65 L
2-24-80 (A).....*76 ...74.....W
3-1-80 (SEC) .....78 ...80 L
1-19-81 (A).....67 ...81 L
3-1-81 (H).....73 ...71.....W
1-25-82 (H).....76 ...65.....W
2-27-82 (A).....78 ...94 L
1-5-83 (H).....52 ...50.....W
3-5-83 (A).....60 ...74 L
1-7-84 (A).....96 ...80.....W
3-3-84 (H).....90 ...68.....W
1-31-85 (H).....53 ...43.....W
3-2-85 (A).....61 ...67 L
1-29-86 (A).....54 ...52.....W
3-1-86 (H).....68 ...57.....W
3-7-86 (H-SEC).61 ...58.....W
3-22-86 (NCAA) 57 ...59 L
1-18-87 (H).....41 ...76 L
2-21-87 (A).....52 ...65 L
1-23-88 (A).....76 ...61.....W
2-24-88 (H).....95 ...69.....W
3-12-88 (SEC) .....86 ...80.....W
1-14-89 (H).....62 ...64 L
2-15-89 (A).....80 ...99 L
1-13-90 (A).....81 ...94 L
2-15-90 (H).....100 ...95.....W
1-5-91 (H).....93 ...80.....W
2-5-91 (A).....88 .107 L
2-2-92 (A).....53 ...74 L
3-14-92 (SEC) .....80 ...74.....W
1-26-93 (H).....105 ...67.....W
3-14-93 (SEC) .....82 ...65.....W
2-15-94 (A).....99 ...95.....W
3-4-95 (H).....127 ...80.....W

Louisville Coliseum (1-1)

2-8-08 (H).....29 ...28.....W
2-22-08 (A).....18 ...30 L

Louisville (18-8)

2-15-13 (H).....34 ...10.....W
2-7-14 (H).....22 ...17.....W
3-3-14 (A).....26 ...13.....W
1-22-15 (H).....18 ...14.....W
2-27-15 (A).....15 ...26 L
2-12-16 (H).....22 ...28 L
2-22-16 (A).....32 ...24.....W
1-17-22 (A).....38 ...14.....W
1-21-22 (H).....29 ...22.....W
3-27-48 (N).....91 ...57.....W
3-20-51 (NCAA) 79 ...68.....W
3-13-59 (NCAA) 61 ...76 L
3-26-83 (NCAA)*68 ..80 L
11-26-83 (H).....65 ...44.....W
3-22-84 (NCAA) 72 ...67.....W
12-15-84 (A).....64 ...71 L
12-28-85 (H).....69 ...64.....W
12-27-86 (A).....85 ...51.....W
12-12-87 (H).....76 ...75.....W
12-31-88 (A).....75 ...97 L
12-30-89 (H).....79 ...86 L
12-29-90 (A).....93 ...85.....W
12-28-91 (H).....103 ...89.....W
12-12-92 (A).....88 ...68.....W
11-27-93 (H).....78 ...70.....W
1-1-95 (A).....86 ...88 L

Louisville YMCA (1-0)

1-17-14 (H).....30 ...21.....W

Louisville YMHA (1-0)

1-13-14 (H).....59 ...12.....W

Loyola (Chicago) (4-3)

3-14-49 (NIT).....56 ...67 L
3-13-51 (H).....97 ...61.....W
1-7-57 (H).....81 ...62.....W
2-15-57 (A).....115 ...65.....W
12-30-57 (H).....75 ...42.....W
2-15-58 (A).....56 ...57 L
3-14-64 (NCAA) 91 .100 L

Loyola (N.O.) (1-0)

12-30-63 (SB) .....86 ...64.....W

Maine (1-0)

12-30-80 (H).....100 ...54.....W

Marietta (2-2)

2-13-13 (H).....42 ...16.....W
2-28-14 (H).....19 ...17.....W
3-3-16 (H).....22 ...27 L
3-4-16 (H).....23 ...27 L

Marquette (7-5)

2-14-38 (H).....35 ...33.....W
2-4-39 (H).....37 ...31.....W
2-3-40 (A).....51 ...45.....W
3-11-55 (NCAA) 71 ...79 L
3-14-59 (NCAA) 98 ...69.....W
3-11-61 (CHI) .....72 ...88 L
3-15-68 (NCAA)107 ..89.....W
3-13-69 (NCAA) 74 ...81 L
3-20-71 (NCAA) 74 ...91 L
3-16-72 (NCAA) 85 ...69.....W
3-15-75 (NCAA) 76 ...54.....W
3-20-94 (NCAA) 63 ...75 L

Marshall (8-0)

1-21-14 (A).....46 .....6.....W
1-27-22 (H).....34 ...12.....W
12-27-30 (H).....42 ...26.....W
12-30-31 (H).....46 ...16.....W
12-17-32 (N).....57 ...23.....W
12-14-33 (H).....48 ...26.....W
12-17-88 (UKIT)...91 ...78.....W
12-27-94 (H).....116 ...75.....W

Maryland (4-3)

1-19-28 (A).....7 ...37 L
2-28-30 (SCT).....26 ...21.....W
3-3-31 (SCT).....27 ...29 L
12-15-55 (A).....62 ...61.....W
12-15-56 (H).....76 ...55.....W
12-9-57 (A).....62 ...71 L
12-15-57 (H).....*58 ...56.....W

Maryville (5-0)

1-16-15 (H).....37 ...17.....W
2-4-15 (A).....23 ...22.....W
2-26-16 (H).....36 ...25.....W
1-22-20 (H).....27 ...16.....W
12-13-40 (H).....53 ...14.....W

Massachusetts (3-0)

12-4-91 (H).....90 ...69.....W
3-26-92 (NCAA) 87 ...77.....W
2-6-94 (N).....67 ...64.....W

Mercer (1-1)

1-26-21 (SIAA)...49 ...24.....W
2-25-22 (SIAA)...22 ...35 L

Mexico U. (3-0)

2-16-33 (H).....81 ...22.....W
2-8-37 (H).....60 ...30.....W
1-24-42 (H).....56 ...26.....W

Mexico YMCA (1-0)

1-8-24 (H).....25 ...14.....W

Miami-(FL) (1-0)

12-3-56 (H).....114 ...75.....W

Miami (OH) (19-5)

1-12-06 (H).....10 ...15 L
2-17-06 (A).....19 ...29 L
1-19-12 (H).....31 ...14.....W
2-27-13 (H).....24 ...16.....W
3-8-19 (H).....14 ...38 L
12-20-27 (H).....31 ...36 L
12-20-27 (H).....31 ...36 L
12-21-28 (H).....*43 ...42.....W
12-20-29 (H).....35 ...20.....W
12-6-41 (H).....35 ...21.....W
12-16-46 (H).....62 ...49.....W
1-5-48 (A).....67 ...53.....W
3-14-58 (NCAA) 94 ...70.....W
1-2-61 (H).....70 ...58.....W
12-2-61 (H).....93 ...61.....W
12-2-68 (A).....86 ...77.....W
3-15-69 (NCAA) 72 ...71.....W
12-29-69 (H).....80 ...58.....W
12-1-73 (H).....81 ...68.....W
12-2-74 (A).....80 ...73.....W
3-10-75 (H).....91 ...69.....W
3-16-78 (NCAA) 91 ...69.....W
12-18-87 (H).....85 ...71.....W
12-22-92 (H).....65 ...49.....W

Michigan (4-2)

12-20-24 (H).....11 ...21 L
3-12-66 (NCAA) 84 ...77.....W
12-2-67 (A).....96 ...79.....W
12-20-68 (UKIT).112 .104.....W
12-5-70 (A).....104 ...93.....W
4-3-93 (NCAA)*78 ..81 L

Michigan State (10-6)

12-13-35 (A).....26 ...32 L
1-21-36 (H).....27 ...19.....W
1-2-37 (H).....28 ...21.....W
1-14-37 (A).....23 ...24 L
1-8-38 (A).....37 ...42 L
2-7-38 (H).....44 ...27.....W
1-13-45 (H).....66 ...36.....W
2-5-45 (A).....50 ...66 L
1-12-46 (H).....55 ...44.....W
2-2-46 (H).....59 ...51.....W
1-10-48 (A).....47 ...45.....W
3-16-57 (NCAA) 68 ...80 L
12-13-71 (H).....85 ...91 L
1-27-47 (H).....86 ...63.....W
12-2-72 (A).....75 ...66.....W
3-18-78 (NCAA) 52 ...49.....W

Middle Tennessee (0-1)

3-4-82 (NCAA) 44 ...50 L

Minnesota (3-1)

12-13-51 (A).....57 ...61 L
12-2853 (H).....74 ...59.....W
12-20-55 (UKIT)...72 ...65.....W
12-21-57 (UKIT)...78 ...58.....W

Mississippi (81-8)

1-9-25 (H).....26 ...23.....W
2-11-27 (H).....17 ...37 L
2-27-28 (SC).....28 ...41 L
2-22-29 (H).....35 ...30.....W
2-23-29 (H).....32 ...24.....W
2-23-33 (SEC) .....49 ...31.....W
3-2-39 (SEC) .....49 ...30.....W
2-10-41 (H).....60 ...41.....W
2-27-41 (SEC) .....62 ...52.....W
2-27-42 (SEC) .....59 ...32.....W
2-3-49 (N).....75 ...45.....W
2-16-49 (H).....85 ...31.....W
2-4-50 (N).....61 ...55.....W
2-15-50 (H).....90 ...50.....W
2-3-51 (N).....86 ...39.....W
1-2-52 (N).....116 ...58.....W
2-6-52 (H).....81 ...61.....W
2-13-54 (H).....88 ...62.....W
2-5-55 (N).....84 ...66.....W
2-11-56 (H).....88 ...49.....W
2-8-57 (N).....75 ...69.....W
2-8-58 (H).....96 ...65.....W
2-7-59 (N).....97 ...72.....W
2-6-60 (H).....61 ...43.....W
2-11-61 (N).....74 ...60.....W
2-10-62 (H).....83 ...60.....W
2-9-63 (N).....75 ...69.....W
2-8-64 (H).....102 ...59.....W
2-6-65 (H).....102 ...65.....W
2-21-66 (A).....108 ...65.....W
1-30-67 (H).....96 ...53.....W
2-6-67 (A).....79 ...70.....W
1-9-68 (A).....85 ...76.....W
2-5-68 (H).....78 ...62.....W
1-4-69 (A).....69 ...59.....W
2-8-69 (H).....104 ...68.....W
1-3-70 (H).....95 ...73.....W
2-7-70 (A).....120 ...85.....W
1-2-71 (A).....103 ...95.....W
2-6-71 (A).....121 ...86.....W
1-8-72 (H).....93 ...82.....W
2-12-72 (A).....90 ...82.....W
1-6-73 (A).....58 ...61 L
2-10-73 (H).....88 ...70.....W
1-19-74 (H).....93 ...64.....W
2-18-74 (A).....60 ...61 L
1-18-75 (A).....85 ...82.....W
2-17-75 (H).....108 ...89.....W
1-31-76 (H).....89 ...81.....W
2-28-76 (A).....94 ...87.....W

Scores Vs. All Opponents

1-24-77	(H)	100	73	W
2-21-77	(A)	81	69	W
1-16-78	(H)	76	56	W
2-13-78	(A)	64	52	W
1-8-79	(H)	90	64	W
2-5-79	(A)	87	82	W
2-28-79	(SEC)	82	77	W
1-9-80	(A)	79	73	W
2-6-80	(H)	86	72	W
2-29-80	(SEC)	70	67	W
1-14-81	(H)	64	55	W
2-11-81	(A)	62	55	W
1-13-82	(A)	65	67	L
2-10-82	(H)	56	49	W
3-5-82	(H-SEC)	62	58	W
1-3-83	(H)	72	60	W
3-3-83	(A)	61	58	W
1-2-84	(A)	68	55	W
3-1-84	(H)	76	57	W
1-9-85	(A)	57	45	W
2-9-85	(H)	67	52	W
1-8-86	(H)	75	58	W
2-8-86	(A)	62	58	W
3-6-86	(H-SEC)	95	69	W
1-28-87	(A)	65	76	L
2-28-87	(H)	64	63	W
2-3-88	(H)	94	65	W
3-5-88	(A)	78	71	W
3-11-88	(SEC)	82	64	W
1-28-89	(A)	65	70	L
3-1-89	(H)	70	69	W
1-27-90	(H)	98	79	W
2-28-90	(A)	74	88	L
1-16-91	(A)	95	85	W
2-16-91	(H)	89	77	W
1-29-92	(H)	96	78	W
3-3-93	(A)	98	66	W
1-12-94	(LV)	98	64	W
1-18-95	(N)	82	65	W
Mississippi State (72-15)				
2-28-21	(SIAA)	28	13	W
1-26-22	(H)	28	21	W
1-14-24	(H)	16	17	L
2-27-25	(SC)	31	26	W
3-1-26	(SC)	26	31	L
2-1-29	(A)	25	23	W
2-2-29	(A)	32	14	W
1-24-30	(H)	38	17	W
1-25-30	(H)	20	14	W
2-28-33	(SEC)	46	27	W
2-28-36	(SEC)	41	39	W
2-13-39	(H)	39	28	W
2-13-40	(H)	45	37	W
2-27-43	(SEC)	52	43	W
1-4-50	(N)	87	55	W
3-2-50	(SEC)	56	46	W
2-2-51	(A)	80	60	W
3-1-51	(SEC)	92	70	W
2-11-52	(H)	110	66	W
2-15-54	(H)	81	49	W
2-7-55	(A)	61	56	W
2-13-56	(H)	86	65	W
2-11-57	(A)	81	89	L
2-10-58	(H)	72	62	W
2-9-59	(A)	58	66	L
2-8-60	(H)	90	59	W
2-13-61	(A)	68	62	W
2-12-62	(H)	44	49	L
2-11-63	(A)	52	56	L
2-10-64	(H)	65	59	W
2-8-65	(H)	74	56	W
2-19-66	(A)	73	69	W
2-11-67	(H)	*72	77	L
2-18-67	(A)	103	74	W
2-10-68	(A)	92	84	W
2-17-68	(H)	107	81	W
1-6-69	(A)	91	72	W
2-10-69	(H)	91	69	W
1-5-70	(H)	111	76	W
2-9-70	(A)	86	57	W
1-4-71	(A)	79	71	W
2-871	(H)	102	83	W
1-10-72	(H)	104	76	W
2-14-72	(A)	63	55	W
1-8-73	(A)	90	81	W
2-12-73	(A)	100	*87	W
2-2-74	(A)	82	70	W
3-4-74	(H)	108	69	W
2-1-75	(H)	112	79	W
3-8-75	(A)	118	80	W
1-5-76	(A)	73	77	L
3-8-76	(H)	94	*93	W
1-31-77	(A)	92	85	W
2-28-77	(H)	77	64	W
1-21-78	(A)	75	65	W
2-18-78	(H)	58	56	W
1-15-79	(A)	61	63	L
2-12-79	(H)	80	65	W
1-23-80	(A)	89	67	W
2-20-80	(H)	71	65	W
1-28-81	(H)	71	64	W
2-25-81	(A)	78	74	W
1-27-82	(A)	51	56	L
2-24-82	(H)	71	54	W
1-10-83	(A)	*59	53	W
2-8-83	(H)	88	67	W
1-11-84	(H)	51	42	W
2-6-84	(A)	77	58	W
1-16-85	(H)	58	57	W
2-16-85	(A)	69	82	L
1-15-86	(A)	64	52	W
2-15-86	(H)	88	62	W
1-12-87	(A)	57	49	W
1-31-87	(H)	50	36	W
1-6-88	(H)	93	52	W
2-6-88	(A)	83	59	W
2-1-89	(H)	73	61	W
3-4-89	(A)	67	68	L
12-4-89	(H)	102	97	W
1-31-90	(A)	86	87	L
1-9-91	(H)	89	70	W
2-9-91	(A)	82	83	L
2-19-92	(A)	89	84	W
2-3-93	(H)	87	63	W
1-22-94	(A)	86	70	W
3-11-94	(SEC)	95	76	W
2-14-95	(H)	71	76	L
Missouri (2-0)				
12-31-60	(H)	81	69	W
12-17-71	(UKIT)	83	72	W
Moores Hill (1-0)				
2-14-06	(A)	32	11	W
Morehead State (4-0)				
3-17-61	(NCAA)	71	64	W
12-12-91	(LV)	101	84	W
12-19-92	(H)	108	65	W
12-17-93	(H)	97	61	W
Mount St. Mary's (MD) (1-0)				
3-16-95	(NCAA)	113	67	W
Naval Academy (3-1)				
1-18-29	(A)	26	32	L
12-29-58	(H)	82	69	W
12-19-69	(UKIT)	73	59	W
1-25-87	(H)	80	69	W
Nebraska (2-1)				
12-18-40	(A)	39	40	L
12-16-41	(H)	42	27	W
12-15-72	(UKIT)	85	60	W
Nevada-Las Vegas (3-0)				
3-4-78	(H)	92	70	W
2-17-80	(A)	74	69	W
3-16-85	(NCAA)	64	61	W
New Albany YMCA (0-1)				
2-12-06	(A)	12	29	L
New York Univ. (0-2)				
1-5-35	(MSG)	22	23	L
1-8-36	(MSG)	28	41	L
Niagara (1-0)				
3-13-76	(UKIT)	67	61	W
North Carolina (6-16)				
2-29-24	(SIAA)	20	41	L
1-4-29	(H)	15	25	L
2-27-32	(SC)	42	43	L
1-9-50	(H)	83	44	W
12-18-59	(UKIT)	76	70	W
12-13-60	(N)	70	65	W
12-17-62	(H)	66	68	L
12-9-63	(H)	100	80	W
12-7-64	(N)	67	82	L
12-13-66	(H)	55	64	L
12-12-67	(N)	77	84	L
12-7-68	(H)	77	87	L
12-8-69	(N)	94	87	W
12-11-72	(LV)	70	78	L
12-10-73	(N)	84	101	L
12-9-74	(LV)	90	78	W
12-8-75	(N)	77	90	L
3-19-77	(NCAA)	72	79	L
12-26-81	(N)	69	82	L
12-27-89	(LV)	110	121	L
12-10-90	(A)	81	84	L
3-25-95	(NCAA)	61	74	L
N.C.-Charlotte (2-0)				
3-21-76	(NIT)	71	67	W
12-19-87	(UKIT)	84	81	W
N. Carolina State (3-1)				
2-27-31	(SCT)	33	28	W
3-19-47	(NIT)	60	42	W
1-5-85	(H)	78	62	W
2-28-86	(A)	51	54	L
Northwestern (7-1)				
12-15-62	(H)	71	60	W
12-7-63	(A)	95	63	W
12-11-65	(H)	86	75	W
12-10-66	(A)	118	116	W
12-1-70	(A)	115	100	W



Andre Riddick jams another one home. Riddick led the 1994-95 Wildcats in field goal shooting with 55.3 percent .

Scores Vs. All Opponents

Coach Rick Pitino gives instructions to the leading scorer of last year's team, Tony Delk.



12-1-71 (H).....94 ...85.....W
11-30-74 (H).....97 ...70.....W
12-1-75 (A).....77 ...89 L
N-Western (LA) St. (1-1)
12-22-85 (H).....77 ...58.....W
12-7-88 (H).....82 ...85 L
Notre Dame (36-17)
1-12-29 (A).....19 ...16.....W
2-10-36 (A).....20 ...41 L
1-5-37 (LV).....28 ...41 L
1-15-38 (A).....39 ...47 L
1-14-39 (LV).....39 ...42 L
1-13-40 (A).....47 ...52 L
1-4-41 (LV).....47 ...48 L
2-7-42 (A).....43 ...46 L
1-23-43 (LV).....60 ...55.....W
1-8-44 (LV).....55 ...54.....W
1-27-45 (LV).....*58 ...59 L
1-26-46 (A).....47 ...56 L
2-1-47 (LV).....60 ...30.....W
2-2-48 (A).....55 ...64 L
1-29-49 (LV).....62 ...38.....W
1-23-50 (A).....51 ...64 L
1-15-51 (H).....69 ...44.....W
2-2-52 (N).....71 ...66.....W
3-15-58 (NCAA) 89 ...56.....W
2-14-59 (N).....71 ...52.....W
2-13-60 (H).....68 ...65.....W
12-7-60 (LV).....68 ...62.....W
12-30-61 (LV).....100 ...53.....W
12-29-62 (LV).....78 ...70.....W
12-28-63 (LV).....101 ...81.....W
12-29-64 (LV).....97 .111 L
12-29-65 (LV).....103 ...69.....W
12-31-66 (LV).....96 ...85.....W
12-30-67 (LV).....81 ...73.....W
12-28-68 (LV).....110 ...90.....W
12-27-69 (LV).....102 .100.....W
3-12-70 (NCAA)109 ..99.....W
12-29-70 (LV).....92 ...99 L
12-28-71 (LV).....83 ...67.....W
12-30-72 (LV).....65 ...63.....W
12-29-73 (LV).....79 ...94 L
12-28-74 (LV).....113 ...96.....W
12-30-75 (LV).....79 ...77.....W
12-30-76 (LV).....102 ...78.....W
12-31-77 (LV).....73 ...68.....W
12-30-78 (LV).....81 ...76.....W
12-29-79 (LV).....86 ...80.....W
12-27-80 (LV).....61 ...67 L
12-29-81 (LV).....*34 ...28.....W
12-1-82 (A).....58 ...45.....W
1-31-88 (LV).....78 ...69.....W
12-3-88 (N).....65 ...81 L
3-5-90 (A).....67 ...80 L
12-1-90 (N).....98 ...90.....W
1-2-92 (H).....91 ...70.....W
2-13-93 (A).....81 ...62.....W
1-6-94 (H).....84 ...59.....W
2-12-95 (A).....97 ...58.....W
Oglethorpe (1-0)
12-13-34 (H).....81 ...12.....W
Ohio State (9-8)
1-2-33 (H).....30 ...46 L
12-27-39 (SB).....36 ...30.....W
12-13-41 (A).....41 ...43 L
1-2-43 (H).....40 ...45 L
12-13-43 (A).....40 ...28.....W
12-23-44 (H).....*53 ...48.....W
3-20-45 (NCAA) 37 ...45 L
12-4-57 (A).....61 ...54.....W
12-1958 (UKIT)...95 ...76.....W
12-28-59 (H).....96 ...93.....W
3-18-61 (NCAA) 74 ...87 L
3-17-62 (NCAA) 64 ...74 L
3-16-68 (NCAA) 81 ...82 L
12-3-80 (H).....70 ...64.....W
12-5-81 (A).....78 ...62.....W
3-13-87 (NCAA) 77 ...91 L
12-22-93 (Maui) ..100 ...88.....W
Ohio University (11-1)
2-26-44 (H).....51 ...35.....W
1-16-45 (H).....59 ...46.....W
2-19-45 (A).....61 ...38.....W
1-5-46 (H).....57 ...48.....W
2-19-46 (A).....60 ...52.....W
1-4-47 (H).....46 ...36.....W
1-12-48 (A).....79 ...57.....W
3-13-64 (NCAA) 69 ...85 L
3-19-83 (NCAA) 57 ...40.....W
11-28-89 (H).....76 ...73.....W
12-23-91 (CIN) .....73 ...63.....W
11-30-94 (H).....79 ...74.....W
Ohio Wesleyan (0-1)
2-9-11 (A).....19 ...37 L
Oklahoma State (3-1)
3-26-44 (NIT).....45 ...29.....W
12-30-46 (SB).....31 ...37 L
3-26-49 (NCAA) 46 ...36.....W
12-21-74 (UKIT)...90 ...65.....W
Oklahoma (2-0)
12-21-46 (H).....43 ...33.....W
3-1-87 (H).....75 ...74.....W
Old Dominion (1-0)
3-20-92 (NCAA) 88 ...69.....W
Oregon (1-0)
12-16-72 (UKIT)...95 ...68.....W
Oregon State (3-0)
12-22-66 (UKIT)...96 ...76.....W
12-22-70 (A).....84 ...78.....W
12-20-75 (UKIT)...82 ...74.....W
Otterbien (0-1)
2-10-11 (A).....27 ...41 L
Pennsylvania (3-0)
12-9-67 (H).....64 ...49.....W
12-14-68 (A).....102 ...78.....W
11-24-90 (H).....85 ...62.....W
Penn State (2-0)
3-21-52 (NCAA) 82 ...54.....W
3-12-55 (NCAA) 84 ...59.....W
Pepperdine (1-0)
12-21-85 (UKIT)...88 ...56.....W
Phillips Oilers (0-1)
3-31-48 (Oly. T) ..49 ...53 L
Pittsburgh (4-1)
12-23-35 (H).....35 ...17.....W
3-29-37 (SB).....40 ...29.....W
3-15-57 (NCAA) 98 ...92.....W
3-5-60 (H).....73 ...66.....W
11-22-91 (H).....67 ...85 L
Portland (1-0)
12-23-89 (UKIT).114 ...88.....W
Princeton (2-1)
1-31-26 (H).....26 ...30 L
12-18-71 (UKIT)...96 ...82.....W
3-12-77 (NCAA) 72 ...59.....W
Providence (1-0)
3-18-76 (NIT).....79 ...78.....W
Purdue (4-2)
12-25-49 (A).....60 ...54.....W
12-9-50 (H).....70 ...52.....W
12-19-70 (UKIT)...83 ...89 L
12-22-79 (UKIT)...61 ...60.....W
12-28-84 (LV).....86 ...67.....W
12-1-84 (A).....56 ...66 L
Rhode Island (1-0)
3-20-46 (NIT).....46 ...45.....W
Rider (1-0)
3-1-93 (NCAA) 96 ...52.....W
Robert Morris (1-0)
12-30-93 (H).....92 ...67.....W
Rose Polytechnic (1-1)
2-10-10 (A).....11 ...52 L
1-30-17 (H).....33 ...12.....W
Rutgers (1-0)
12-28-92 (A).....89 ...67.....W
Salonika U. (1-0)
8-6-66 (IUT).....91 ...60.....W
San Francisco (1-0)
12-28-93 (H).....110 ...83.....W
Seattle (1-0)
3-22-58 (NCAA) 84 ...72.....W
Seton Hall (1-1)
12-19-81 (UKIT)...98 ...72.....W
11-26-88 (N).....60 ...63 L
Sewanee (6-0)
2-23-23 (H).....30 ...14.....W
1-15-24 (H).....50 ...15.....W
3-1-30 (SCT).....44 ...22.....W
1-15-32 (A).....30 ...20.....W
1-12-34 (A).....55 ...16.....W

Scores Vs. All Opponents

2-15-34 (H).....60 ...15.....W
South Carolina (15-2)
2-24-28 (SC).....56 ...40.....W
1-10-33 (H).....44 ...36.....W
2-2-33 (A).....38 ...44 L
12-22-41 (H).....64 ...25.....W
12-23-67 (UKIT)...76 ...66.....W
12-13-76 (A).....98 ...67.....W
12-12-77 (H).....84 ...65.....W
2-25-79 (A).....79 ...74.....W
2-10-79 (H).....126 ...81.....W
1-4-92 (A).....80 ...63.....W
2-26-92 (H).....74 ...56.....W
1-23-03 (A).....108 ...82.....W
2-17-93 (H).....87 ...66.....W
1-26-94 (H).....79 ...67.....W
3-5-94 (A).....74 ...75 L
1-7-95 (A).....80 ...55.....W
2-1-95 (H).....90 ...72.....W
Southern Cal (0-2)
12-5-59 (A).....73 ...87 L
12-4-61 (H).....77 ...79 L
Southern Meth. (3-2)
12-21-56 (UKIT)...73 ...67.....W
12-16-57 (A).....64 ...65 L
12-11-58 (H).....72 ...60.....W
11-26-76 (H).....110 ...86.....W
12-4-84 (H).....54 ...56 L
Southwestern Louisiana (0-1)
12-23-89 (UKIT)*113.116 L
St. Andrews (1-1)
1-30-15 (H).....35 ...15.....W
2-26-15 (A).....25 ...50 L
St. John's (10-4)
12-30-43 (A).....44 ...38.....W
3-22-44 (NIT).....45 ...48 L
12-29-45 (A).....73 ...59.....W
12-21-46 (N).....70 ...50.....W
12-23-47 (A).....52 ...40.....W
12-18-48 (A).....57 ...30.....W
12-15-49 (A).....58 ...69 L
12-23-50 (A).....43 ...37.....W
3-22-51 (NCAA) 59 ...43.....W
3-22-52 (A).....57 ...64 L
12-17-51 (A).....81 ...40.....W
12-17-77 (UKIT).102 ...72.....W
3-22-85 (NCAA) 70 ...86 L
12-30-92 (A).....86 ...77.....W
St. Joseph's (1-0)
1-6-39 (A).....41 ...30.....W
St. Louis (7-9)
12-30-48 (SB).....40 ...42 L
12-29-50 (SB).....42 .*43 L
12-29-51 (SB).....60 ...61 L
12-18-53 (A).....71 ...59.....W
12-30-54 (H).....82 ...65.....W
12-28-55 (A).....101 ...80.....W
1-10-56 (H).....70 ...71 L
12-14-57 (A).....73 ...60.....W
12-13-58 (H).....76 ...57.....W
12-12-59 (A).....61 ...73 L
12-22-60 (UKIT)...72 .*74 L
12-11-61 (H).....86 ...77.....W
12-31-62 (A).....63 ...87 L
3-2-63 (H).....60 ...67 L
12-22-64 (A).....75 ...80 L
1-3-66 (H).....80 ...70.....W
Stanford (1-0)
12-22-73 (UKIT)...78 ...77.....W
Syracuse (6-2)
12-30-50 (SB).....69 ...59.....W
12-12-64 (H).....110 ...77.....W
3-29-75 (NCAA) 95 ...79.....W
12-23-78 (UKIT)...94 ...87.....W
2-28-88 (H).....62 ...58.....W
2-26-89 (A).....73 ...89 L
2-12-94 (A).....85 ...93 L
2-5-95 (H).....77 ...71.....W
Temple (14-4)
12-30-44 (A).....45 ...44.....W
1-1-46 (A).....45 ...53 L
3-9-46 (LV).....54 ...43.....W
3-8-47 (LV).....68 ...29.....W
12-20-47 (A).....59 ...60 L
12-24-48 (LV).....58 ...38.....W
12-5-53 (H).....86 ...59.....W
12-18-54 (H).....79 ...61.....W
1-1-55 (A).....101 ...69.....W
12-10-55 (H).....61 ...73 L
12-8-56 (A).....73 ...58.....W
12-7-57 (H).....85***83 ..W
3-21-58 (NCAA) 61 ...60.....W
12-6-58 (A).....76 ...71.....W
12-20-59 (LV).....97 ...92.....W
12-17-60 (A).....58 ...66 L
12-18-61 (H).....78 ...55.....W
12-8-62 (A).....56 ...52.....W
Tennessee (120-58)
2-16-10 (H).....20 .....5.....W
2-7-12 (H).....27 ...15.....W
2-11-14 (H).....20 ...14.....W
1-12-14 (H).....20 ...18.....W
2-5-15 (A).....21 ...36 L
2-6-15 (A).....22 ...27 L
2-17-15 (H).....22 ...13.....W
2-18-15 (H).....20 ...18.....W
2-23-16 (H).....17 ...28 L
2-9-17 (H).....20 ...23 L
2-10-17 (H).....19 ...22 L
3-2-17 (A).....26 ...27 L
4-3-17 (A).....10 ...30 L
2-17-18 (H).....33 ...26.....W
2-8-18 (H).....40 ...12.....W
3-1-18 (A).....29 ...18.....W
3-2-18 (A).....32 ...20.....W
2-7-19 (A).....22 ...40 L
2-28-19 (H).....30 ...14.....W
2-5-20 (H).....24 ...29 L
2-7-20 (H).....26 ...27 L
2-27-20 (A).....25 ...28 L
2-28-20 (A).....36 ...25.....W
1-20-23 (A).....26 ...30 L
2-10-23 (H).....23 ...28 L
1-18-24 (A).....13 ...20 L
2-9-25 (A).....35 ...22.....W
2-18-25 (H).....26 ...21.....W
2-12-26 (A).....51 ...17.....W
2-18-26 (H).....27 ...21.....W
1-21-27 (A).....14 ...19 L
2-19-27 (H).....21 ...30 L
1-28-28 (H).....48 ...18.....W
2-9-28 (A).....43 ...16.....W
1-17-29 (A).....35 ...29.....W
1-19-29 (H).....27 ...22.....W
1-18-30 (H).....23 ...20.....W
1-31-30 (A).....24 .*29 L
1-10-31 (H).....31 ...23.....W
1-31-31 (A).....36 .*32.....W
1-16-32 (A).....29 ...28.....W
2-13-32 (H).....41 ...27.....W
1-14-33 (A).....42 ...21.....W
1-28-33 (H).....44 ...23.....W
1-13-34 (A).....44 ...23.....W
1-27-34 (H).....53 ...26.....W
1-26-35 (H).....48 ...21.....W
2-16-35 (A).....38 ...36.....W
1-25-36 (H).....40 ...31.....W
2-15-36 (A).....28 ...39 L
3-1-36 (SEC) .....28 ...39 L
1-23-37 (H).....43 ...26.....W
2-13-37 (A).....24 ...26 L
3-1-37 (SEC) .....39 ...25.....W
1-22-38 (H).....52 ...27.....W
2-26-38 (A).....29 ...26.....W
1-21-39 (H).....29 ...30 L
2-18-39 (A).....36**34 .....W
3-4-39 (SEC) .....46 ...38.....W
1-20-40 (H).....35 ...26.....W
2-17-40 (A).....23 ...27 L
3-1-40 (SEC) .....30 ...29.....W
1-18-41 (A).....22 ...32 L
2-15-41 (H).....37 ...28.....W
3-2-41 (SEC) .....33 ...36 L
1-17-42 (A).....40 ...46 L
2-14-42 (H).....36 ...33.....W
1-16-43 (A).....30 ...28.....W
2-13-43 (H).....53 ...29.....W
2-28-43 (SEC) .....30 ...33 L
1-20-45 (A).....34 ...35 L
2-17-45 (H).....40 ...34.....W
3-3-45 (SEC) .....39 ...35.....W
1-19-46 (A).....50 ...32.....W
2-16-46 (H).....54 ...34.....W
1-18-47 (A).....54 ...39.....W
2-15-47 (H).....61 ...46.....W
1-17-48 (A).....65 ...54.....W
2-14-48 (H).....69 ...42.....W
3-6-48 (SEC) .....70 ...47.....W
1-15-49 (A).....66 ...51.....W
2-8-49 (H).....71 ...56.....W
3-5-49 (SEC) .....83 ...44.....W
1-14-50 (A).....53 ...66 L
2-11-50 (H).....79 ...52.....W
3-4-50 (SEC) .....95 ...58.....W
1-20-51 (A).....70 ...45.....W
2-17-51 (H).....86 ...61.....W
1-19-52 (A).....65 ...56.....W
2-16-52 (H).....95 ...40.....W
3-1-52 (SEC) .....81 ...66.....W
1-23-54 (A).....97 ...71.....W
2-18-54 (H).....90 ...63.....W
1-22-55 (A).....84 ...66.....W
3-5-55 (H).....104 ...61.....W
1-21-56 (A).....95 ...68.....W
3-3-56 (H).....101 ...77.....W
1-19-57 (A).....97 ...72.....W
3-2-57 (H).....93 ...75.....W
1-18-58 (H).....77 ...68.....W
3-1-58 (A).....77 ...66.....W
1-17-59 (H).....79 ...58.....W
2-28-59 (A).....69 ...56.....W
1-16-60 (A).....78 ...68.....W
2-27-60 (H).....63 ...65 L
1-21-61 (H).....83 ...54.....W
3-4-61 (A).....68 ...61.....W
12-22-61 (UKIT)...96 ...69.....W
1-15-62 (A).....95 ...82.....W
3-10-62 (H).....90 ...59.....W
1-19-63 (N).....69 .*78 L
3-2-63 (A).....55 ...63 L
1-18-64 (H).....66 ...57.....W
2-29-64 (A).....42 ...38.....W
1-16-65 (A).....58 ...77 L
2-27-65 (H).....61 ...60.....W
2-26-66 (H).....78 ...64.....W
3-5-66 (A).....62 ...69 L
1-23-67 (H).....50**52 L
2-13-67 (A).....57 ...76 L
1-22-68 (A).....59 ...87 L
2-12-68 (H).....60 ...59.....W
1-18-69 (A).....69 ...66.....W
3-8-69 (H).....84 ...69.....W
1-17-70 (H).....68 ...52.....W
3-7-70 (A).....86 ...69.....W
1-16-71 (A).....71 ...75 L
3-6-71 (H).....84 ...78.....W
1-22-72 (H).....72 ...70.....W
3-9-72 (A).....67 ...66.....W
1-20-73 (A).....64 ...65 L
3-8-73 (H).....86 ...81.....W
1-14-74 (A).....54 ...67 L
2-16-74 (H).....61 ...58.....W
1-13-75 (H).....88 ...82.....W
2-15-75 (A).....98 .103 L
1-10-76 (H).....88 .*90 L
2-7-76 (A).....85 ...92 L
1-12-77 (H).....67 ...71 L
3-5-77 (A).....79 ...81 L
2-15-78 (H).....90 ...77.....W
2-25-78 (A).....68 ...57.....W
1-20-79 (H).....55 ...66 L
2-17-79 (A).....84 .101 L
3-3-79 (SEC) .....69 .*75 L
1-5-80 (A).....47 ...49 L
2-2-80 (H).....83 ...75.....W
1-10-81 (H).....48 ...47.....W
2-7-81 (A).....71 ...87 L
1-9-82 (A).....66 ...70 L
2-6-82 (H).....77 ...67.....W
1-31-83 (A).....63 ...65 L
2-27-83 (H).....69 ...61.....W
1-30-84 (H).....93 ...74.....W
2-27-84 (A).....58 ...63 L
1-27-85 (A).....65 ...81 L
2-28-85 (H).....92 ...67.....W
1-25-86 (H).....74 ...57.....W
2-27-86 (A).....62 ...60.....W
1-10-87 (A).....68 ...75 L
2-11-87 (H).....91 .*84.....W
1-16-88 (H).....83 ...65.....W
2-17-88 (A).....70 ...72 L
1-21-89 (A).....66 ...65.....W
2-22-89 (H).....76 ...71.....W
1-20-90 (H).....95 ...83.....W
2-21-90 (A).....100 .102 L
1-12-91 (A).....78 ...74.....W
2-13-91 (H).....85 ...74.....W
1-21-92 (A).....85 .107 L
3-7-92 (H).....99 ...88.....W
1-9-93 (H).....84 ...70.....W
2-24-93 (A).....77 ...78 L
3-12-93 (SEC) ...101 ...40.....W
1-15-94 (H).....93 ...74.....W
2-23-94 (A).....77 ...73.....W
1-25-95 (H).....69 ...50.....W
2-8-95 (A).....68 ...48.....W
Tennessee-Chattanooga (10-0)
2-23-14 (H).....40 .....7.....W
2-6-19 (A).....29 ...26.....W
1-21-21 (H).....42 ...10.....W
1-22-23 (H).....25 ...18.....W
1-19-24 (A).....24 ...23.....W
1-16-31 (H).....55 ...18.....W
1-21-32 (H).....51 ...17.....W
1-27-34 (H).....47 ...20.....W
1-14-35 (H).....66 ...19.....W
12-15-90 (H).....86 ...70.....W
1-25-95 (H).....69 ...50.....W
2-8-95 (A).....68 ...48.....W
Tennessee-Martin (1-0)
11-26-94 (H).....124 ...50.....W
Tennessee State (1-0)
3-18-94 (NCAA) 83 ...70.....W
Tennessee Tech (4-0)
12-6-89 (H).....111 ...75.....W
12-1-93 (H).....115 ...77.....W
12-17-94 (CIN) .....83 ...68.....W
Texas (1-0)
12-21-93 (Maui) ....86 ...61.....W
Texas A&M (2-1)
12-30-41 (H).....49 ...29.....W
12-14-46 (H).....83 ...18.....W
12-22-78 (UKIT)...69 ...73 L
Texas Christian (1-0)
12-2-76 (H).....103 ...53.....W
Texas Tech (4-0)
12-2-63 (H).....107 ...91.....W
12-22-65 (A).....89 ...73.....W
12-2-86 (H).....66 ...60.....W
12-17-94 (CIN) .....83 ...68.....W
Texas-El Paso (0-1)
3-19-66 (NCAA) 65 ...72 L
Toledo (1-0)
11-27-84 (H).....63 ...54.....W
Transylvania (KU) (7-7)
2-20-03 (H).....2 ...42 L
2-11-04 (A).....5 ...12 L
12-26-04 (A).....12 ...14 L
1-27-05 (H).....30 ...29.....W
2-4-05 (H).....1 ...22 L
2-22-05 (H).....23 ...33 L
1-11-06 .....W (N/A)
2-15-07 (H).....16 ...14.....W
3-7-07 (A).....5 ...19 L
1-21-08 (H).....20 ...15.....W
2-4-08 (H).....20 ...15.....W
1-20-11 (H).....18 ...23 L
2-28-11 (A).....22 ...19.....W
3-3-11 (H).....30 ...24.....W
Tufts (1-0)
3-21-45 (NAA) ...66 ...56.....W
Tulane (39-5)
2-25-21 (SIAA)...50 ...28.....W
2-12-25 (A).....29 ...22.....W
2-3-29 (A).....22 ...34 L
3-1-29 (SC).....29 ...15.....W
2-26-32 (N).....50 ...30.....W
12-20-32 (H).....53 ...17.....W
12-21-32 (H).....42 ...11.....W
12-21-33 (A).....32 ...22.....W
12-22-33 (A).....42 ...29.....W
12-21-34 (A).....38 ....9.....W
12-22-34 (A).....52 ...12.....W
1-18-35 (H).....63 ...26.....W
1-19-35 (A).....55 ...12.....W
1-17-36 (H).....49 ...24.....W
1-18-36 (H).....39 ...21.....W
2-3-37 (A).....28 ...35 L
2-4-37 (A).....28 ...25.....W
3-3-38 (SEC) .....34 ...36 L
2-28-41 (SEC) .....59 ...30.....W
2-25-43 (SEC) .....48 ...31.....W
3-4-44 (SEC) .....62 ...46.....W
11-30-46 (A).....64 ...35.....W
3-1-47 (SEC) .....55 ...38.....W

Scores Vs. All Opponents

12-22-48 (A).....51 ...47.....W
2-29-48 (A).....78 ...47.....W
3-5-49 (SEC) .....68 ...52.....W
1-29-51 (A).....104 ...68.....W
2-4-52 (H).....103 ...54.....W
2-29-52 (SEC) .....85 ...61.....W
1-16-54 (H).....94 ...43.....W
1-15-55 (A).....58 ...44.....W
1-12-56 (H).....85 ...63.....W
1-14-57 (A).....60 ...68 L
1-13-58 (H).....86 ...50.....W
1-12-59 (A).....85 ...68.....W
1-11-60 (H).....68 ...42.....W
1-14-61 (A).....70 ...72 L
3-5-62 (H).....97 ...72.....W
1-12-63 (A).....81 ...72.....W
1-11-64 (H).....105 ...63.....W
1-11-65 (A).....102 ...72.....W
3-7-66 (H).....103 ...74.....W
12-18-82 (UKIT)...80 ...61.....W
3-18-95 (NCAA) 82 ...60.....W

Tulsa (3-0)

12-5-47 (H).....72 ...18.....W
1-26-47 (H).....71 ...22.....W
12-10-48 (H).....81 ...27.....W

UCLA (3-2)

12-26-51 (H).....84 ...53.....W
12-4-59 (A).....68 ...66.....W
2-17-61 (H).....77 ...76.....W
3-3-75 (NCAA) 85 ...92 L
12-3-94 (N).....81 ...82 L

Utah (3-2)

3-20-44 (NIT).....46 ...38.....W
3-24-47 (NIT).....45 ...49 L
12-21-54 (UKIT)...70 ...65.....W
12-18-76 (UKIT)...68 ...70 L
3-21-93 (NCAA) 83 ...62.....W

Utah State (1-0)

12-23-57 (H).....92 ...64.....W

Vanderbilt (110-35)

2-22-12 (H).....28 ...17.....W
2-23-12 (H).....22 ...18.....W
2-19-13 (H).....17 ...24 L
2-20-13 (H).....42 ...29.....W
2-12-15 (H).....34 ...39 L
3-13-15 (H).....36 ...24.....W
2-4-16 (H).....25 ...39 L
2-5-16 (H).....20 ...23 L
2-14-19 (H).....26 ...36 L
2-22-21 (H).....39 ...18.....W
1-18-22 (A).....12 ...22 L
1-1-24 (H).....33 ...13.....W
2-20-26 (H).....30 ...20.....W
1-15-27 (H).....32 ...48 L
1-14-28 (H).....43 ...23.....W
2-8-28 (A).....54 ...29.....W
1-21-31 (A).....42 ...37.....W
2-20-31 (H).....43 ...23.....W
2-10-32 (A).....61 ...37.....W
2-20-32 (H).....31 ...32 L
1-31-33 (A).....40 ...29.....W
2-1-33 (H).....45 ...28.....W
2-3-34 (A).....48 ...26.....W
42-17-34 (H).....47 ...27.....W
2-2-35 (A).....58 ...22.....W
3-2-35 (H).....53 ...19.....W
2-1-36 (A).....28 ...33 L
2-24-36 (H).....61 ...41.....W
1-30-37 (A).....41 ...26.....W
2-20-37 (H).....51 ...19.....W
1-29-38 (A).....42 ...19.....W
2-21-38 (H).....48 ...24.....W
1-30-39 (A).....51 ...37.....W
2-25-39 (H).....52 ...27.....W
1-29-40 (A).....32 ...40 L
2-24-40 (H).....43 ...38.....W
2-29-40 (SEC) .....44 ...31.....W
2-1-41 (A).....51 ...50.....W
2-24-41 (H).....58 ...31.....W
1-26-43 (H).....39 ...38.....W
2-1-43 (A).....54 ...43.....W
2-4-46 (A).....59 ...37.....W
2-946 (N).....64 ...31.....W
1-13-47 (A).....82 ...30.....W
2-21-47 (A).....84 ...41.....W
2-27-47 (SEC) .....98 ...29.....W
2-9-48 (A).....82 ...51.....W
2-20-48 (A).....79 ...43.....W
1-31-49 (A).....72 ...50.....W
2-26-49 (H).....70 ...37.....W
1-30-50 (A).....58 ...54.....W
2-25-50 (H).....70 ...66.....W
2-24-51 (H).....89 ...57.....W
1-27-51 (A).....74 ...49.....W
3-3-51 (SEC) .....57 ...61 L
1-28-52 (A).....88 ...51.....W
2-21-52 (H).....75 ...45.....W
1-30-54 (A).....85 ...63.....W
2-22-54 (H).....100 ...64.....W
1-29-55 (A).....75 ...71.....W
2-21-55 (H).....77 ...59.....W
1-28-56 (A).....73 ...81 L
2-20-56 (H).....76 ...55.....W
1-26-57 (A).....91 ...83.....W
2-18-57 (H).....80 ...65.....W
1-6-58 (A).....86 ...81.....W
2-17-58 (H).....65 ...61.....W
1-6-59 (A).....66 ...75 L
2-18-59 (H).....83 ...71.....W
1-5-60 (A).....76 ...59.....W
2-16-60 (H).....68 ...60.....W
1-9-61 (A).....62 ...64 L
2-21-61 (H).....60 ...59.....W
3-9-61 (SEC) .....88 ...67.....W
1-8-62 (A).....77 ...68.....W
2-19-62 (H).....87 ...80.....W
1-7-63 (A).....106 ...82.....W
2-18-63 (H).....67 ...69 L
1-6-64 (A).....83 ...85 L
2-17-64 (H).....104 ...73.....W
1-5-65 (H).....79 ...97 L
2-16-65 (A).....90 ...91 L
1-15-66 (H).....96 ...83.....W
2-2-66 (A).....105 ...90.....W
1-5-67 (H).....*89 ...91 L
3-4-67 (A).....94 .110 L
1-6-68 (A).....94 ...78.....W
3-2-68 (H).....85 ...80.....W
2-1-69 (A).....103 ...89.....W
3-1-69 (A).....99 .101 L
1-31-70 (A).....81 ...89 L
2-28-70 (H).....90 ...86.....W
1-30-71 (H).....102 ...92.....W
2-27-71 (A).....119 ...90.....W
1-24-72 (H).....106 ...80.....W
2-5-72 (A).....*85 ...80.....W
1-22-73 (A).....75 ...76.....W
2-3-73 (H).....76 ...83 L
1-28-74 (H).....65 ...82 L
3-2-74 (A).....69 ...71 L
1-27-75 (A).....91 ...90.....W
3-1-75 (H).....109 ...84.....W
1-17-76 (H).....77 ...76.....W
2-14-76 (A).....65 ...69 L
1-8-77 (A).....64 ...62.....W
2-5-77 (H).....113 ...73.....W
1-2-78 (H).....72 ...59.....W
3-6-78 (A).....78 ...68.....W
2-7-79 (A).....58 ...68 L
2-23-79 (H).....96 ...70.....W
1-19-80 (H).....106 ...90.....W
2-15-80 (H).....91 ...73.....W
1-24-81 (A).....78 ...64.....W
2-21-81 (H).....80 ...48.....W
3-5-81 (SEC) .....55 ...60 L
1-23-82 (H).....67 ...58.....W
2-20-82 (A).....73 ...69.....W
1-22-83 (A).....82 ...77.....W
2-19-83 (H).....82 ...63.....W
1-20-84 (H).....67 ...46.....W
2-19-84 (A).....58 ...54.....W
1-7-85 (H).....75 ...58.....W
2-7-85 (A).....68 ...62.....W
1-4-86 (A).....80 ...71.....W
2-5-86 (H).....73 ...65.....W
1-21-87 (A).....71 ...65.....W
2-18-87 (H).....65 ...54.....W
12-31-87 (H).....81 ...74.....W
1-27-88 (A).....66 ...83 L
1-7-89 (H).....70 ...61.....W
2-8-89 (A).....51 ...81 L
3-10-89 (SEC) .....63 ...77 L
1-6-90 (A).....85 ...92 L
2-7-90 (H).....100 ...73.....W
1-19-91 (H).....58 ...50.....W
2-20-91 (A).....87 ...98 L
1-15-92 (A).....84 ...71.....W
3-1-92 (H).....80 ...56.....W
3-13-92 (SEC) .....76 ...57.....W
1-13-93 (A).....86 .101 L
2-6-93 (H).....82 ...67.....W
1-4-94 (H).....107 ...82.....W
2-19-94 (A).....77 ...69.....W
1-21-95 (H).....81 ...68.....W
2-25-95 (A).....71 ...60.....W

Vernon College (1-0)

2-13-06 (A).....34 ...14.....W

Villanova (3-0)

3-21-49 (NCAA) 85 ...72.....W
12-29-49 (SB).....*57 ...56.....W
12-4-82 (H).....93 ...79.....W

Virginia (6-2)

1-22-14 (A).....23 ...39 L
2-13-22 (A).....30 ...32 L
2-14-24 (H).....29 ...16.....W
1-16-28 (A).....31 ...28.....W
1-2-62 (H).....93 ...73.....W
11-30-63 (H).....75 ...64.....W
12-4-65 (A).....99 ...73.....W
12-3-66 (H).....104 ...84.....W

Virginia Tech (2-1)

2-19-24 (H).....36 ...14.....W
2-28-56 (SB) .....56 ...55.....W
12-1-62 (H).....77 ...80 L

VMI (4-2)

12-24-14 (A).....18 ...32 L
2-9-22 (A).....32 ...37 L
2-26-26 (SC).....38 ...25.....W
12-1-60 (H).....72 ...56.....W
3-17-77 (NCAA) 93 ...78.....W
12-30-85 (LV) .....95 ...55.....W

Wabash (1-1)

1-6-25 (A).....10 ...57 L
12-28-46 (H).....96 ...24.....W

Wake Forest (3-0)

12-14-53 (H).....101 ...69.....W
12-21-63 (UKIT)...98 ...75.....W
3-25-93 (NCAA)103 ...69.....W

Warsaw Univ. (2-0)

8-6-66 (IUT).....67 ...58.....W
8-11-66 (IUT).....87 ...57.....W

Washington Univ. (2-0)

12-19-42 (H).....45 ...38.....W
2-7-48 (N).....69 ...39.....W

Washington (1-0)

3-14-85 (NCAA) 66 ...58.....W

Wash. & Lee (12-1)

2-8-22 (A).....21 ...20.....W
12-30-25 (H).....28 ...22.....W
2-5-26 (H).....44 ...34.....W
2-4-27 (H).....34 ...36 L
2-3-28 (H).....34 ...28.....W
2-8-29 (H).....31 ...30.....W
2-22-30 (H).....*28 ...26.....W
2-3-31 (H).....23 ...18.....W
1-30-32 (H).....48 ...28.....W
12-21-38 (H).....67 ...47.....W
1-2-42 (H).....62 ...32.....W
12-8-51 (H).....96 ...46.....W
12-1-56 (H).....94 ...66.....W

Washington State (1-0)

12-20-74 (UKIT)...97 ...75.....W

Wayne (1-0)

3-16-56 (NCAA) 84 ...64.....W

Western Carolina (1-0)

12-10-88 (H).....78 ...60.....W

Western Kentucky (3-1)

3-18-71 (NCAA) 83 .107 L
3-16-86 (NCAA) 71 ...64.....W
12-21-90 (H).....84 ...70.....W
2-15-92 (H).....93 ...83.....W

Western Ontario (4-0)

12-7-45 (H).....51 ...42.....W
12-8-45 (H).....71 ...28.....W
1-3-48 (H).....98 ...41.....W
12-10-49 (H).....90 ...18.....W

West Texas State (2-0)

12-1-50 (H).....73 ...43.....W
12-4-78 (H).....121 ...67.....W

West Virginia (11-4)

2-2-24 (H).....24 ...21.....W
2-2-25 (H).....29 ...19.....W
2-7-27 (H).....26 ...44 L
1-8-40 (H).....47 ...38.....W
12-12-40 (H).....46 ...34.....W
1-11-41 (A).....43 ...56 L
3-18-46 (NIT).....59 ...51.....W
12-20-57 (UKIT)...70 ...77 L
12-20-58 (UKIT)...97 ...91.....W
12-19-59 (UKIT)...70 ...79 L
12-22-62 (UKIT)...79 ...75.....W
12-18-64 (UKIT).102 ...78.....W
12-1-69 (H).....106 ...87.....W
12-7-70 (A).....106 .100.....W
11-20-91 (H).....106 ...80.....W

Wisconsin (2-1)

1-20-63 (UKIT).108 ...85.....W
12-31-68 (N).....65 ...69 L
12-27-76 (H).....72 ...64.....W

Wright Field (1-0)

1-15-44 (H).....61 ...28.....W

Wright State (1-0)

12-2-92 (H).....81 ...65.....W

Wyoming (2-0)

12-26-44 (N).....50 ...46.....W
12-16-83 (UKIT)...66 ...40.....W

Xavier (37-2)

2-5-35 (A).....40 ...27.....W
3-7-35 (H).....46 ...29.....W
1-14-36 (A).....36 ...32.....W
2-18-36 (H).....49 ...40.....W
12-15-36 (A).....34 ...28.....W
2-22-37 (H).....23 ...15.....W
2-5-38 (A).....32 ...39 L
2-17-38 (H).....45 ...29.....W
2-8-39 (A).....41 ...31.....W
2-21-39 (H).....43 ...23.....W
1-6-40 (A).....42 ...41.....W
2-12-40 (H).....37 ...29.....W
1-941 (A).....48 ...43.....W
1-25-41 (H).....44 ...49 L
1-10-42 (A).....40 ...39.....W
2-21-42 (H).....44 ...36.....W
1-9-43 (H).....43 ...38.....W
2-8-43 (H).....48 ...36.....W
1-14-46 (A).....62 ...36.....W
2-23-46 (H).....83 ...40.....W
1-25-47 (H).....71 ...34.....W
2-19-47 (A).....58 ...31.....W
12-17-47 (H).....79 ...37.....W
2-28-48 (A).....59 ...37.....W
2-12-49 (H).....96 ...50.....W
2-24-49 (A).....51 ...40.....W
1-26-50 (A).....58 ...47.....W
2-23-50 (H).....58 ...53.....W
12-12-50 (A).....67 ...56.....W
2-13-51 (H).....78 ...51.....W
12-10-51 (A).....97 ...72.....W
1-7-52 (H).....83 ...50.....W
12-12-53 (A).....81 ...66.....W
1-4-54 (H).....77 ...71.....W
12-11-54 (A).....73 ...69.....W
2-14-55 (H).....66 ...55.....W
1-26-63 (H).....90 ...76.....W
12-6-67 (H).....111 ...76.....W
11-30-68 (H).....115 ...77.....W

Yale (1-0)

12-27-61 (H).....79 ...58.....W



Walter McCarty and the Kentucky Wildcats will appear on ESPN eight times during the regular season with Dick Vitale along to "Call the action, BABY!" CBS will also carry four games nationally while Jefferson-Pilot broadcasts six of the Cats' SEC matchups.

Media Directory

Kentucky Basketball Media Outlets

1995-96 SEC Basketball Television Schedule

NOVEMBER

20	Vanderbilt vs. N. Carolina	ESPN	TBA
21	Vanderbilt vs. TBA	ESPN	TBA
22	Vanderbilt vs. TBA	ESPN	TBA
	Arkansas vs. TBA	ESPN	TBA
24	Arkansas vs. TBA	ESPN	TBA
28	Arkansas vs. Mich. State	ESPN	7:00 pm
	KENTUCKY vs. UMass	ESPN	9:00 pm

DECEMBER

2	KENTUCKY vs. Indiana	CBS	3:00 pm
5	Missouri vs. Arkansas	ESPN	9:30 pm
	Michigan vs. LSU	ESPN	7:30 pm
7	Georgia vs. N. Carolina	ESPN	7:30 pm
9	Cincinnati vs. Arkansas	CBS	1:00 pm
	Ga. Tech vs. KENTUCKY	ESPN	8:30 pm
23	Louisville vs. KENTUCKY	CBS	3:00 pm

JANUARY

3	KENTUCKY vs. S. Carolina	JP	8:00 pm
6	Arkansas vs. Auburn	JP	TBA
	Alabama vs. LSU	SS	8:00 pm
9	KENTUCKY vs. Miss. State	ESPN	9:30 pm
10	LSU vs. Vanderbilt	JP	8:00 pm
11	Kansas vs. Florida	ESPN	9:30 pm
13	Vanderbilt vs. Arkansas	SS	8:00 pm
	S. Carolina vs. Florida	JP	2:00 pm
	Alabama vs. Miss. State	CBS	4:00 pm
16	KENTUCKY vs. LSU	ESPN	9:30 pm
17	Ole Miss vs. Miss. State	JP	8:00 pm
18	Arkansas vs. Memphis	ESPN	9:30 pm
20	Georgia vs. Tennessee	ESPN	Noon
	Miss. State vs. Arkansas	JP	3:00 pm
	Florida vs. Ole Miss	JP	1:00 pm
	TCU vs. KENTUCKY	ESPN	7:30 pm
21	LSU vs. Auburn	JP	1:30 pm
23	Arkansas vs. Alabama	ESPN	9:30 pm

PRINT MEDIA

ASSOCIATED PRESS (Mike Embry)
100 Midland Ave., Lexington, KY 40508 ..... (606) 254-2070

LEXINGTON HERALD-LEADER (Jerry Tipton, Chuck Culpepper, Gene Abell)
Main and Midland, Lexington, KY 40507 ..... (606) 231-3227

LOUISVILLE COURIER-JOURNAL (Pat Forde, Rick Bozich, Harry Bryant)
525 West Broadway, Louisville, KY 40202 ..... (502) 582-4011

LOUISVILLE COURIER-JOURNAL (Mark Coomes)
400 Old East Vine Street, Suite 201, Lexington, KY 40507 ..... (606) 254-7888

ASHLAND DAILY INDEPENDENT (Mark Maynard)
P.O. Box 311, Ashland, KY 41105 ..... (606) 329-1717

BOWLING GREEN DAILY NEWS (Joe Medley)
P.O. Box 90012, Bowling Green, KY 42102 ..... (502) 781-1700

CORBIN TIMES-TRIBUNE (Wade Holland)
201 N. Kentucky Ave., Corbin, KY 40701 ..... (606) 528-2464

KENTUCKY/CINCINNATI POST (Tom Gamble, Janet Graham)
125 East Court St., Cincinnati, OH 45202 ..... (513) 352-2767

CINCINNATI ENQUIRER (Greg Noble)
312 Elm St., Cincinnati, OH 45202 ..... (513) 721-2700

DANVILLE ADVOCATE-MESSENGER (Larry Vaught)
330 South Fourth St., Danville, KY 40422 ..... (606) 236-2551

ELIZABETHTOWN NEWS-ENTERPRISE (Darrell Bird)
408 W. Dixie, Elizabethtown, KY 42701 ..... (502) 769-2312

EVANSVILLE COURIER (David Johnson, Jay Stockman)
P.O. Box 268, Evansville, IN 47702 ..... (812) 424-7711

FRANKFORT STATE-JOURNAL (Brian Rickerd)
321 West Main St., Frankfort, KY 40601 ..... (502) 227-4556

GLASGOW DAILY TIMES (Loy Milam)
P.O. Box 1179, Glasgow, KY 42142 ..... (502) 678-5171

HARLAN DAILY ENTERPRISE (John Henson)
P.O. Drawer E, Harlan, KY 40831 ..... (606) 573-4510

HENDERSON GLEANER (Jim Kirk)
P.O. Box 4, Henderson, KY 42420 ..... (502) 827-2000

KENTUCKY NEW ERA (Ray Duckworth)
P.O. Box 729, Hopkinsville, KY 42241 ..... (502) 886-4444

MADISONVILLE MESSENGER (Brad Schneider)
P.O. Box 529, Madisonville, KY 42431 ..... (502) 821-6833

MAYFIELD MESSENGER (Kevin Patton)
P.O. Box 709, Mayfield, KY 42066 ..... (502) 247-5223

MAYSVILLE LEDGER-INDEPENDENT (Rick Green)
P.O. Box 518, Maysville, KY 41056 ..... (606) 564-9091

MIDDLESBORO DAILY NEWS (Neill Morgan)
P.O. Box 579, Middlesboro, KY 40965 ..... (606) 248-1010

MURRAY LEDGER & TIMES (Steve Parker)
P.O. Box 1040, Murray, KY 42071 ..... (502) 753-1916

OWENSBORO MESSENGER-INQUIRER (Rich Suwanski, Mark Mathis)
1401 Frederica St., Owensboro, KY 42301 ..... (502) 926-0123

PADUCAH SUN (Steve Millizer, Kevin Stewart)
P.O. Box 2300, Paducah, KY 42002 ..... (502) 443-1771

RICHMOND REGISTER (Steve McClain, Nick Nicholas)
P.O. Box 99, Richmond, KY 40475 ..... (606) 623-1669

SOMERSET COMMONWEALTH-JOURNAL (Jeff Neal)
P.O. Box 859, Somerset, KY 42502 ..... (606) 678-8191

WINCHESTER SUN (Jeff Kerr)
P.O. Box 4300, Winchester, KY 40392 ..... (606) 744-3123

Kentucky Basketball Media Outlets

SPECIALTY PUBLICATIONS

THE CATS' PAUSE (Oscar Combs, Mike Estep)
P.O. Box 7297, Lexington, KY 40522 ..... (606) 278-3474
HOST COMMUNICATIONS (J.D. Rutledge, David Kaplan)
904 North Broadway, Lexington, KY 40505 ..... (606) 252-6681
THE KENTUCKY ALUMNUS (Liz Howard Demoran)
400 Rose St., King Alumni House, Lexington, KY 40506 ..... (606) 257-8905
EARL COX, Syndicated Columnist
7602 Maria Ave., Louisville, KY 40222 ..... (502) 425-5220
SPORTS IN KENTUCKY (Bob Watkins)
P.O. Box 124, Glendale, KY 42740 ..... (502) 737-5585
TRUE BLUE (Ricky Blair)
P.O. Box 24588, Lexington, KY 40524 ..... (606) 223-3333

RADIO

WVLK-AM/FM (Ralph Hacker, Tom Leach)
P.O. Box 1559, Lexington, KY 40592 ..... (606) 253-5900
WLAP-AM/FM (David Carroll, Scott Masteller)
3549 Russell Cave Rd., Lexington, KY 40511 ..... (606) 293-0563
KENTUCKY NETWORK (Doug Ormay)
P.O. Box 1084, Louisville, KY 40201 ..... (502) 582-3924
WHAS-AM (Paul Rogers, Paul Willman, Sid Jenkins)
P.O. Box 1084, Louisville, KY 40201 ..... (502) 582-7840
WLXG-AM (Scott Pierce)
P.O. Box 11788, Lexington, KY 40578 ..... (606) 233-1515
WCKY-AM (Mark Durbin)
219 McFarland St., Cincinnati, OH 45202 ..... (513) 241-6565
KYLE MACY, Broadcast Analyst
3505 Trinidad Ct., Lexington, KY 40509 ..... (606) 253-6162

TELEVISION STATIONS

WKYT-TV (Rob Bromley, Dick Gabriel, Dave Baker)
P.O. Box 5037, Lexington, KY 40555 ..... (606) 299-0711
WLEX-TV (Jill Carlson, Alan Cutler)
P.O. Box 1457, Lexington, KY 40591 ..... (606) 255-4404
WTVQ-TV (Kenny Rice, Dave Shore)
P.O. Box 5590, Lexington, KY 40555 ..... (606) 293-1661
WDRB-TV (David Sullivan, Tom Lane, Bob Rainey)
624 W. Muhammad Ali Blvd., Louisville, KY 40203 ..... (502) 584-6441
WAVE-TV (Bob Domine, Rick Redmond, Gary Fogle)
725 South Floyd, Louisville, KY 40203 ..... (502) 561-4144
WHAS-TV (Garry Gupton, Dave Franklin, Kerry Kinsey)
P.O. Box 1100, Louisville, KY 40201 ..... (502) 582-7256
WLKY-TV (Fred Cowgill, Rick VanHoose)
P.O. Box 6205, Louisville, KY 40206 ..... (502) 893-7300
WYMT-TV (Todd Richards)
P.O. Box 1299, Hazard, KY 41702 ..... (606) 436-5757
WPSD-TV (Dave Winder)
100 Television Lane, Paducah, KY 42003-5098 ..... (502) 442-8214
TV-43 (Brian Yount)
P.O. Box 4300, Hopkinsville, KY 42241-4300 ..... (502) 885-4300
WOWK-TV (Dave Maetzold)
555 Fifth Ave., Huntington, WV 25701-0013 ..... (304) 525-7661
WSAZ-TV (Kenny Bass)
645 Fifth Ave., Huntington, WV 25701 ..... (304) 697-4780

1995-96 SEC Basketball Television Schedule

JANUARY (continued)

24	KENTUCKY vs. Georgia	JP	8:00 pm
27	LSU vs. Florida	CBS	3:00 pm
	S. Carolina vs. KENTUCKY	SS	8:00 pm
	Alabama vs. Ole Miss	JP	1:00 pm
	Tennessee vs. Miss. State	JP	3:00 pm
30	LSU vs. Arkansas	ESPN	9:30 pm
31	Auburn vs. Vanderbilt	JP	8:00 pm

FEBRUARY

3	Tennessee vs. Georgia	SS	8:00 pm
	S. Carolina vs. Arkansas	JP	3:00 pm
	Florida vs. KENTUCKY	JP	1:00 pm
4	Alabama vs. Syracuse	CBS	1:00 pm
6	Arkansas vs. Miss. State	ESPN	9:30 pm
7	KENTUCKY vs. Vanderbilt	JP	8:00 pm
10	Alabama vs. Georgia	JP	2:00 pm
	Auburn vs. Florida	SS	8:00 pm
	LSU vs. S. Carolina	JP	2:00 pm
	Ole Miss vs. Oklahoma	CBS	4:00 pm
11	Arkansas vs. KENTUCKY	CBS	3:00 pm
13	Florida vs. Vanderbilt	ESPN	9:30 pm
14	Georgia vs. KENTUCKY	JP	8:00 pm
17	Auburn vs. Arkansas	JP	1:00 pm
	Miss. State vs. Ole Miss	SS	8:00 pm
	LSU vs. Alabama	JP	3:00 pm
	KENTUCKY vs. Tennessee	JP	3:00 pm
20	Alabama vs. KENTUCKY	ESPN	9:30 pm
21	Arkansas vs. Tennessee	JP	8:00 pm
	LSU vs. Miss. State	JP	8:00 pm
24	KENTUCKY vs. Florida	CBS	1:00 pm
	Vanderbilt vs. Tennessee	JP	3:00 pm
	Miss. State vs. Alabama	JP	3:00 pm
27	KENTUCKY vs. Auburn	ESPN	9:30 pm
28	Georgia vs. Florida	JP	8:00 pm
	Alabama vs. Arkansas	JP	8:00 pm

MARCH

2	Arkansas vs. LSU	CBS	1:00 pm

Wildcats on the Air

University of Kentucky Radio Network Affiliate List

MARKET	STATION	FREQUENCY
Ashland	WCMI-AM/FM	1340/92.7
Bardstown	WBRT-AM	1320
	WOKH-FM	96.7
Benton	WCBL-AM/FM	1290/102.3
Bowling Green	WCKT-AM	930
	WDNS-FM	98.3
Brandenburg	WMMG-AM/FM	1140/93.5
Cadiz	WKDZ-AM/FM	1110/106.3
Campbellsville	WCKQ-FM	104.1
Cincinnati, Ohio	WSAI-AM	1530
Columbia	WAIN-AM/FM	1270/93.5
Corbin	WCTT-AM/FM	680/107.3
Dry Ridge	WNKR-FM	106.5
Elizabethtown	WASE-FM	105.5
Flemingsburg	WFLE-AM/FM	1060/106.3
Frankfort	WFKY-AM	1490
Franklin	WFKN-AM	1220
Glasgow	WGGC-FM	95.1
Grayson	WUGO-FM	102.3
Greenup	WLGC-AM/FM	1520/105.7
Hardinsburg	WXBC-FM	104.3
Harlan	WFSR-AM	970
	WTUK-FM	105.1
Harrodsburg	WHBN-AM/FM	1420/99.3
Harrogate, Tenn.	WXJB-FM	96.5
Hartford	WLLS-AM/FM	1600/106.3
Hazard	WSGS-FM	101.1
Henderson	WSON-AM	860
Hopkinsville	WHOP-AM/FM	1230/98.7
Irvine	WIRV-AM	1550
	WCYO-FM	106.1
Jamestown	WJRS-FM	104.9
Lancaster	WRNZ-FM	105.1
Lebanon	WLBN-AM	1590
	WLSK-FM	100.9

Tuning into Kentucky basketball games on radio has been a tradition of following the Wildcats since the dawn of the Fabulous Five. Whether it was dialing up one of the several competing broadcasts in the 1950s, or just bending the antenna ever so slightly to hear the 39-year "Voice of the Wildcats," Cawood Ledford, fans have religiously tuned into the Big Blue.

Even today, as Kentucky basketball continues to dominate in popularity from the Pikeville to Paducah, fans tune into the action all across the United States. This year, more than 90 stations will carry each game live. So whether the Big Blue fans are in Orlando, Fla., or Harlan, Ky., they can tune into the largest college basketball radio network in the country. The network reaches its outer limits thanks to such stations as clear channel WHAS in Louisville, 840 on the AM dial, or WSAI-AM in Cincinnati, at frequency 1530. The rights to the UK broadcasts are owned by Sports Communications, Inc., a joint venture between Host Communications, WVLK Radio, WKYT-TV and Clear Channel Communications.



Ralph Hacker

Ralph Hacker, who started broadcasting Wildcats basketball games as the color commentator in 1971, is beginning his 24th season on the UK Radio Network. Hacker took over play-by-play duties in 1992, after the retirement of the legendary Cawood Ledford.

Hacker, a Richmond, Ky., native, is also the play-by-play voice of the UK football broadcasts. As general manager of WVLK Radio, the flagship station of UK broadcasts, he handles the Rick Pitino pregame and postgame shows. Hacker also serves as the host of Big Blue Line, the call-in show for both UK head coaches.

Hacker began broadcasting sports at age 15, working high school games in Madison County. By age 16, he was calling Eastern Kentucky University football and basketball contests.

Last summer, he renewed his wedding vows with wife Marilyn while on tour with the basketball team in Italy. The ceremony took place — with the blessing of daughter Heather, a sophomore at Centre — in St. Peter's Cathedral in Vatican City, the largest cathedral in the world. Serving as witnesses for this special event were Cawood and Frances Ledford and Rick and Joanne Pitino.



Kyle Macy

The former Wildcat basketball All-American begins his third season as color commentator on the UK Radio Network. The Peru, Ind., native also handles halftime and postgame duties for each broadcast.

The former Indiana Mr. Basketball transferred from Purdue to Kentucky in 1976. After sitting out the '77 season as a redshirt, his guard play led the Wildcats to the 1978 National Championship. While lettering three years for Coach Joe B. Hall, Macy earned All-America honors twice and Academic All-America recognition as a junior. His play at Kentucky is still remembered in the record books as he currently holds school records in career free throw percentage (89.0%) and season free throw percentage (91.2%), while holding the No. 4 mark in career assists (470).

After his junior season, Macy was a first-round draft pick of the Phoenix Suns. Following his senior year, Macy played five years in Phoenix before completing his NBA career over the next two seasons with the Chicago Bulls and the Indiana Pacers. He played three more years of pro basketball in Italy before returning to Lexington with his wife Tina. They have one daughter, Mallory.

Macy currently works with Coach Hall in the banking business. He also runs a successful summer basketball camp in Central Kentucky and is the sales representative in the Bluegrass for a sport flooring company.



Rob Bromley

Rob Bromley begins his 16th year on the UK Television Network, this year returning to the play-by-play microphone for live and delayed broadcasts. Bromley called the television play-by-play of Wildcat football and basketball from 1980-86, and since that time, he has served as color commentator and sideline reporter for both networks. And once again this season, Bromley will serve as producer and host of the weekly Rick Pitino television show.

A graduate of Butler University in Indianapolis, Bromley has worked on the sports staff at WKYT-TV for 18 years, the past 15 as nightly sports anchor. Prior to joining the station, he worked as a sports anchor in Lima, Ohio. He began his sportscasting career on radio in Lima, calling the play-by-play for Bowling Green University and Bluffton College as well as local high school games.



Dave Baker

Dave Baker begins his seventh year as a member of the UK broadcast team. Baker serves as host of "Countdown to Tip-Off," the one hour-and-a-half pregame show that leads up to gametime.

A native of Franklin, Ohio, "Buzzy" became a sports reporter at WKYT-TV in 1982, following his graduation from Georgetown (Ky.) College. He was named the station's

Wildcats on the Air

weekend anchor in 1984 and was instrumental in founding the award-winning "Sports Spectrum" — a 20-minute comprehensive sports show on Saturday nights.

Baker also serves as the pregame host for UK football broadcasts while conducting a successful Sunday morning radio talk show.



Martin Newton

Martin Newton is making his first appearance as a member of the UK Television Network. Newton, who is the son of UK Athletics Director C.M. Newton, joins the Wildcat coverage team after serving as the color commentator for the Western Kentucky Hilltoppers the past two seasons. He replaces Bernadette Locke-Mattox, who took over as the head coach for women's basketball at UK this year.

A graduate of Samford, Newton has lived in Lexington the past four years, serving as a representative for Converse, Inc.

He and his wife Cindy have three children, Katie, Madison and Zachary.



Dick Gabriel

Dick Gabriel makes his debut as a member of the UK Television Network for basketball, handling all sideline reports. The Louisville native has been a fixture around UK sports for a number of years, most recently as the sideline reporter on UK football broadcasts since 1989. He also co-anchors with Tom Leach the postgame call-in shows — "Wildcat Sportsline" — for both basketball and football.

Gabriel began his media career covering UK sports for WBKY Radio, a public radio station on the UK campus, and as sports editor of the *Kentucky Kernel*, UK's student newspaper. After graduation, he served as sports director for WVLK Radio in Lexington.

Gabriel has been the sports director for WKYT-TV the past 11 years, earning two Associated Press awards for producing "Voice of Kentucky — Cawood Ledford" in 1992. Before taking his position with the television station, he worked in Dallas, Texas, as executive producer of Host Communication's Southwest Conference Football Radio Network.



Tom Leach

Tom Leach begins his seventh season as a member of the UK Radio Network. Leach, a 1983 graduate of UK, anchors the scoreboard segments during postgame. He is also the co-host of "Wildcat Sportsline," the popular call-in show after each game.

Leach has served as news and sports director for WVLK Radio in Lexington for the past four years. He began as news and sports reporter for the station in 1984. A native of Paris, Ky., he is a three-time winner of The Associated Press' "Best Sports Program" award. He also won an Eclipse Award in 1993 for his thoroughbred horse racing coverage.

Leach is married to WLEX-TV anchor Robyn Rabbeth-Leach. They have one son, Connor.

UKTV Affiliates

MARKET	STATION
Bowling Green	WBKO-TV
Cincinnati, Ohio	WSTR-TV
Evansville, Ind.	WTVW-TV
Hazard	WYMT-TV
Hopkinsville	TV-43
Huntington, W.Va.	WSAZ-TV
Lexington	WKYT-TV
Louisville	WAVE-TV

UKTV Affiliates

MARKET	STATION
Paducah	WPSD-TV
Washington, D.C.	WNVT-TV

Cable Affiliates

MARKET	CHANNEL
Southern US	SportsSouth
Ohio/Kentucky	SportsChannel Cincinnati

MARKET	STATION	FREQUENCY
Leitchfield	WKHG-FM	104.9
Lexington	WVLK-AM/FM	590/92.9
London	WFTG-AM	1400
	WWEL-FM	103.9
Louisville	WHAS-AM	840
Louisville	WKJK-FM	98.9
Louisa	WVKY-AM	1270
	WSAC-FM	92.3
Madisonville	WKTG-FM	93.9
Manchester	WWXL-AM/FM	1450/103.1
Marion	WMJL-AM/FM	1500/102.7
Mayfield	WNGO-AM	1320
	WXID-FM	94.7
Maysville	WFTM-AM/FM	1240/95.9
Monticello	WKYM-FM	101.7
Morganfield	WMSK-AM/FM	1550/95.3
Murray	WSJP-AM	1130
Owensboro	WOMI-AM	1490
Owingsville	WKCA-FM	107.7
Paducah	WPAD-AM	1560
Paintsville	WSIP-AM/FM	1490/98.9
Pikeville	WPKE-AM	1240
	WDHR-FM	93.1
Pineville	WRIL-FM	106.3
Pound, Va.	WDXC-FM	102.3
Prestonsburg	WDOC-AM	1310
	WQHY-FM	95.5
Princeton	WPKY-AM	1580
	WAVJ-FM	104.9
Providence	WHRZ-FM	97.7
Richmond	WMCQ-FM	101.7
Shelbyville	WCND-AM	940
	WTHQ-FM	101.3
Somerset	WSFC-AM	1240
	WSEK-FM	97.1
Whitley City	WHAY-FM	105.9
Williamsburg	WEZJ-AM/FM	1440/104.3

Lexington

Lexington Statistical Profile

Highways: located at intersection of I-75 and I-64, also served by U.S. highways 25,27,60,68,421, and Bluegrass Parkway.

Airport: Blue Grass Field served by Delta, ComAir, US Air, United Express, American Eagle, and TWA.

Railroads: Southern and CSX.

Lexington Lodging

Campbell House Inn (360 Rooms)	606-255-4281
Comfort Inn (124 Rooms)	606-299-0302
Continental Inn (325 Rooms)	606-299-5281
Days Inn (165 Rooms)	606-252-2262
Days Inn South (70 Rooms)	606-263-3100
Econo Lodge (73 Rooms)	606-263-5101
Econo Lodge (106 Rooms)	606-231-6300
Eldorado (56 Rooms)	606-255-9451
Fairfield Inn (63 Rooms)	606-224-3338
French Quarter Suites (155 Rooms)	606-268-0060
Greenleaf Inn (110 Rooms)	606-277-1191
Hampton Inn (125 Rooms)	606-223-0088
Hilton Suites (174 Rooms)	606-271-4000
Holiday Inn North (305 Rooms)	606-233-0512
Holiday Inn South (150 Rooms)	606-263-5241
Hyatt Regency (365 Rooms)	606-253-1234
Kentucky Inn (103 Rooms)	606-254-1177
LaQuinta Inn (130 Rooms)	606-231-7551
Marriott Courtyard (146 Rooms)	606-253-4646
Marriott Griffin Gate (388 Rooms)	606-231-5100
Radisson Plaza (368 Rooms)	606-231-9000
Ramada Hotel (178 Rooms)	606-259-1311
Ramada Inn (163 Rooms)	606-252-2262
Red Roof Inns (118 Rooms)	606-277-9400
Shoney's Inn (101 Rooms)	606-269-4999
Springs Inn (195 Rooms)	606-277-5751
Wilson Inn (109 Rooms)	606-293-6113

Lexington City Map

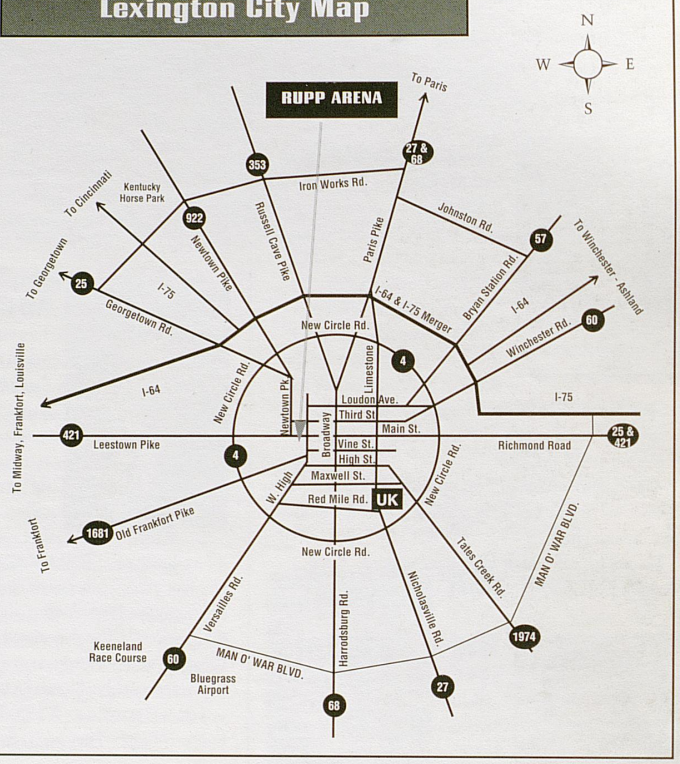

Distance Table (Lexington to...)

Frankfort, Ky.	26 miles
Louisville, Ky.	71 miles
Cincinnati, Ohio	82 miles
Huntington, W.Va.	122 miles
Bowling Green, Ky	155 miles
Indianapolis, Ind.	167 miles
Owensboro, Ky.	170 miles
Knoxville, Tenn.	174 miles
Charleston, W.Va.	176 miles
Columbus, Ohio	191 miles
Evansville, Ind.	196 miles
Nashville, Tenn.	221 miles
St. Louis, Mo.	334 miles
Atlanta, Ga.	360 miles
Chicago, Ill.	363 miles

Kentucky State Map

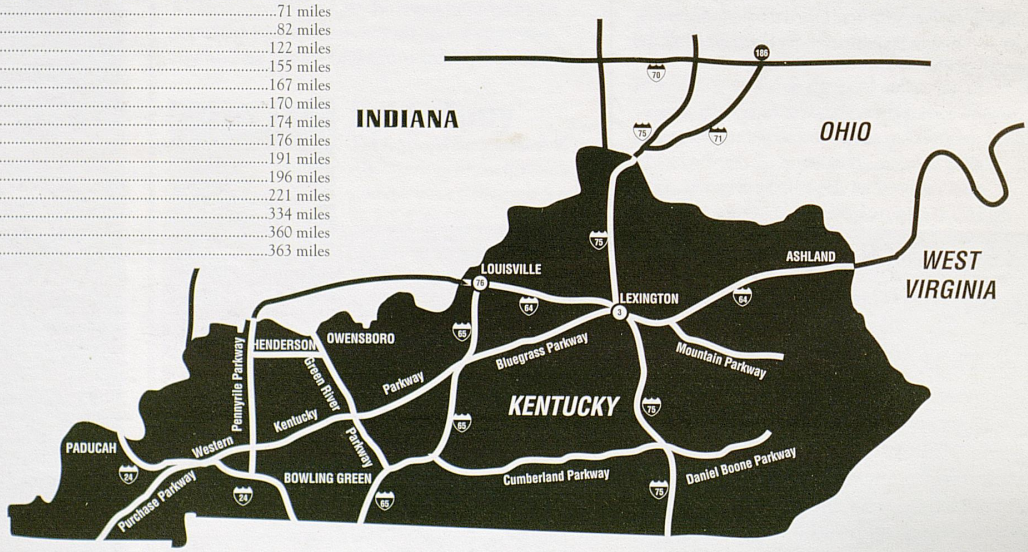



(Clockwise, from top right) Jared Prickett; SEC Tournament MVP Antoine Walker; Cameron Mills; Walter McCarty & Tony Delk.

1995-96
KENTUCKY SCHEDULE

Tues., Nov. 7	CAGIVA VARESE (Exh.)	LEXINGTON	7:30
Fri., Nov. 17	ATH./ACTION (Exh.-UKTV-D)	LEXINGTON	7:30
Fri., Nov. 24	Maryland (Tip-Off Classic-ESPN)	Springfield, Mass.	7:30
Tues., Nov. 28	Massachusetts (Great Eight-ESPN)	Auburn Hills, Mich.	9:00
Sat., Dec. 2	at Indiana (CBS)	Indianapolis, Ind.	3:00
Wed., Dec. 6	WIS.-GREEN BAY (UKTV-L)	LEXINGTON	8:00
Sat., Dec. 9	GEORGIA TECH (ESPN)	LEXINGTON	8:30
Sat., Dec. 16	MOREHEAD ST. (UKTV-L)	LEXINGTON	8:00
Tues., Dec. 19	MARSHALL (UKTV-L)	LOUISVILLE	8:00
Sat., Dec. 23	LOUISVILLE (CBS)	LEXINGTON	3:00
Wed.-Fri., Dec. 27/29	ECAC Holiday Festival (UKTV-L) (UK vs. Rider; St. John's vs. Iona)	New York, N.Y.	7:00
Wed., Jan. 3	at S. Carolina (JP)	Columbia, S.C.	8:00
Sat., Jan. 6	OLE MISS (UKTV-D)	LEXINGTON	7:30
Tues., Jan. 9	at Mississippi St. (ESPN)	Starkville, Miss.	9:30
Sat., Jan. 13	TENNESSEE (UKTV-D)	LEXINGTON	7:30
Tues., Jan. 16	at Louisiana St. (ESPN)	Baton Rouge, La.	9:30
Sat., Jan. 20	TEXAS CHRISTIAN (ESPN)	LEXINGTON	7:15
Wed., Jan. 24	at Georgia (JP)	Athens, Ga.	8:00
Sat., Jan. 27	S. CAROLINA (UKTV-D)	LEXINGTON	7:30
Sat., Feb. 3	FLORIDA (JP)	LEXINGTON	1:00
Wed., Feb. 7	at Vanderbilt (JP)	Nashville, Tenn.	8:00
Sun., Feb. 11	ARKANSAS (CBS)	LEXINGTON	3:00
Wed., Feb. 14	GEORGIA (JP)	LEXINGTON	8:00
Sat., Feb. 17	at Tennessee (JP)	Knoxville, Tenn.	3:00
Tues., Feb. 20	ALABAMA (ESPN)	LEXINGTON	9:30
Sat., Feb. 24	at Florida (CBS)	Gainesville, Fla.	1:00
Tues., Feb. 27	at Auburn (ESPN)	Auburn, Ala.	9:30
Sat., Mar. 2	VANDERBILT (UKTV-D)	LEXINGTON	7:30
Thurs.-Sun., Mar. 7-10	SEC Tournament	New Orleans, La.	TBA





Antoine Walker



Mark Pope (left) and Jeff Sheppard