


1984-1985

KENTUCKY BASKETBALL



OFFICIAL



1984-85 UNIVERSITY OF KENTUCKY BASKETBALL



Covering The Wildcats

We sincerely hope this copy of the 1984-85 University of Kentucky basketball facts book will aid you in your coverage of Wildcat basketball. If you desire additional information, please feel free to contact the Sports Information Office in Memorial Coliseum (606-257-3838).

RUSSEL RICE
Director of Sports Information

RENA KOIER
Asst. Director of Sports Information

JOYCE BAXTER
Staff Assistant

Information

WORKING PRESS PASSES — Address requests to Sports Information as far in advance as possible. Tickets will not be mailed unless requested and will be held at the Press Entrance of Rupp Arena for pickup on game night. Entrance to the press area is a Gate 4 off Patterson Street.

PRESS ROOM — Located on floor level under stands behind the visitor bench area. Features work space with necessary electric outlets. Telephone for credit card and collect calls available. Individual lines may be ordered from General Telephone.


COMPLIMENTARY TICKETS — No individual game allotment.

TRANSMITTERS — A telecopier service (telecopier, operator) will be provided for \$25. This service must be ordered in advance of game day.

RADIO BROADCASTS — Broadcasting rights to UK games are assigned exclusively to the UK Network. One reciprocal rights fee waiver is guaranteed opponent schools visiting Lexington. Any additional stations must clear through UK Director of Broadcasting Keith Elkins (606-257-5633). Working passes will be supplied to approved stations by the Sports Information Office. Broadcast lines must be ordered through General Telephone.

SERVICES — Working press, radio and television will be furnished game programs and notes, brochures, play-by-plays, shot charts, halftime and final statistics, and coaches quotes.

ARENA LIGHTS — Rupp Arena lighting will provide 250-275 foot candles on playing floor with a mixture of incandescent and metal halide lights.



CONTENTS

ADMINISTRATION 5-14

President Singletary 5, Cliff Hagan 6, Coach Joe B. Hall 8-9, Basketball Staff 10-11, Athletics Staff 12-14

WILDCATS 15-30

Outlook 16-17, Andrews 18, Bearup 19, Bennett 20, Blackmon 21, Byrd 22, Harden 23, McKinley 24, Walker 25, Davender 26, Jenkins 26, Lock 27, Madison 27, Ziegler 28, Roster 29

OPPONENTS 31-43



Toledo 32, Purdue 32, SMU 33, Indiana 33, UKIT 34-37, Louisville 38, Kansas 38, Auburn 39, North Carolina State 39, Vanderbilt 40, Mississippi 40, Alabama 41, Mississippi State 41, Florida 42, Georgia 42, Tennessee 43, LSU 43

RECORDS 57-98

SPECIAL FEATURES 45-48

CoSIDA Awards 45, Wildcat Academic Success 46-47, Academic Learning Center 48

UNIVERSITY 99-103



CREDITS:

Compiled and edited by

Sports Information

Russell Rice, Sports Information Director

Photography by UK Photo Services and John Folz of Lexington

ON THE COVER:

Coach Joe B. Hall with standout forwards Winston Bennett and Kenny Walker. Also, All-America candidate Kenny Walker in action.


ON THE BACK COVER:

Coach Joe B. Hall with seniors Bret Bearup and Troy McKinley.

WILDCATS



RUPP ARENA






JOE B. HALL



GAME NIGHT



DR. OTIS A. SINGLETARY / GENERAL INFORMATION

Dr. Otis A. Singletary

President

The University of Kentucky has made great strides toward academic excellence since **Dr. Otis A. Singletary** assumed the office of president in August, 1969.


Two professional schools — dentistry and pharmacy — have been ranked among the best in the nation. Departments such as political science, history and mathematics have gained national attention. The UK library now ranks among the best in the Southeast and a large portion of the world-wide research related to tobacco and health is now done at UK.

Dr. Singletary had previously served as chancellor at the University of North Carolina at Greensboro, executive vice chancellor for academic affairs in the University of Texas system and director for the Job Corps for the Office of Economic Opportunity. He holds degrees from Millsaps College and Louisiana State University.

In the 14 years he has been president, the University has grown to more than 23,400 students on the Lexington campus and about 21,000 students in UK's 13 community colleges, and the University has become one of the major research institutions in the country.

A native of Gulfport, Miss., Dr. Singletary is the author of two books and several monographs. He is a member of Phi Beta Kappa Senate.

He and Mrs. Singletary, the former Gloria Walton, have three children: Bonnie, Scot and Kendall.



General Information

Athletics at Kentucky

Kentucky's athletic program, organized under the Department of Athletics and a corporation known as the University of Kentucky Athletics Association, is under the supervision of a Board of Directors, which is headed by the UK President in the capacity of chairman.

Officers also include the Vice-Chancellor for Student Affairs Dr. Robert Zumwinkle, vice chairman; Faculty Chairman of Athletics Dr. Robert D. Lawson, secretary, along with two student representatives and 17 other members drawn from the University faculty and the general public as appointees of the President. The Director of Athletics (Cliff Hagan) supervises the growth and development of the athletics program.

University of Kentucky

LOCATION — Lexington, Ky.

FOUNDED — 1865

ENROLLMENT — (On campus — 23,000)

(At 13 Community Colleges — 22,000)

PRESIDENT — Dr. Otis A. Singletary

ASSISTANT TO PRESIDENT — Robert A. Babbage, Jr.

VICE-PRESIDENT FOR ADMINISTRATION — Dr. James King

VICE-PRESIDENT, UNIVERSITY RELATIONS — Dr. Raymond Hornback

CHANCELLOR, LEXINGTON CAMPUS — Dr. Art Gallaher

CHANCELLOR, MEDICAL CENTER — Dr. Peter Bosomworth

CHANCELLOR, COMMUNITY COLLEGES — Dr. Charles Wethington

FACULTY CHAIRMAN OF ATHLETICS — Dr. Robert Lawson

(UK's faculty representatives to Southeastern Conference)

DIRECTOR OF INFORMATION SERVICES — Bernie Vonderheide

CONFERENCE — Southeastern (member since founding in 1933)

BAND — Varsity Director — Wm. Harry Clarke

FIGHT SONG — "On, On, U of K"

STADIUM — Commonwealth (58,000)

ATHLETICS DIRECTOR CLIFFORD O. HAGAN



PERSONAL DATA

Full Name : Clifford Oldham Hagan, born Dec. 8, 1931, at Owensboro, Kentucky, son of Wilbur and Mable Ashley Hagan.

Wife : The former Martha Milton of Owensboro, married Sept. 4, 1954.

Children : Mrs. Barry "Lisa" Thaxton, Lexington; Mrs. Jim "Laurie" Hill, West Liberty; Mrs. Ron "Amy" Burdette, Atlanta, GA, and Kip, a junior member of the Transylvania University basketball and tennis teams.

EDUCATIONAL

High School: Graduated Owensboro High School, in middle of 1949-50 school year.
College: Graduate University of Kentucky (1954) with "High Distinction," compiling 2.7 out of possible 3.0 GPA (Phys. Ed.); twice selected among Top Ten students in College of Education; named "Outstanding Senior" in that college; member Sigma Nu Fraternity, Student Government, Baptist Student Union & Fellowship of Christian Athletes. M.S. in education from Washington University in 1958.
Service: Two years commissioned officer in U.S. Air Force.

ATHLETICS

High School: Led Owensboro to 1949 State Championship, scoring 41 points in final game, which years later was voted greatest individual performance in history of that tournament.
College: UK All-American on teams that won 86 of 91 games, including 1951 NCAA championship and undefeated season in 1954 (co-captain); set dozen SEC records, NCAA record for most rebounds (528) in season; UK record 51 points vs. Temple.
Service: Led Andrews Air Force Base to two World Wide Air Force championships; All-Service honors both years.
Professional: Ten years with St. Louis Hawks, scoring 12,437 points in 672 games (18.5); five East-West All-Star games, NBA second All-League twice, All-Pro 1957-62 inclusive on teams that won six division, one world championship; set NBA record for most field goals scored (12) in single quarter.
Coaching: Player-coach of the Dallas Chapparals, finishing career with 14,908 points; Texas "Coach of Year" in 1958.

HONORS

1978 — First UK player installed in the Naismith Memorial Basketball Hall of Fame.
1974 — Hall of Fame Magazine's All-America second team for 1951-73 period; Orlando (FL) Sentinel-Star's All-Time SEC first team; Inside Kentucky Sports Magazine's All-Time Player in Kentucky.
1975 — Kentucky Athletic Hall of Fame; UK Alumni Association Hall of Distinguished Alumni; UK Centennial "K" Medallion.
1965 — Herbert Hoover Boys Club organized in Owensboro and named Cliff Hagan Boys Club of America.

Clifford O. Hagan

Athletics Director

A \$5 million-plus natatorium, an expanded lounge and storage area in the Football Offices at Commonwealth Stadium, a new computerized program for the Ticket Office and new dressing facilities for women at Shively Sports Center are major improvements on tap as Cliff Hagan begins his 10th year as University of Kentucky athletics director.

The natatorium, approved last spring by the UK Athletics Board, will contain a 50-meter pool, a 50' x 75' diving well, deck area, shower and dressing rooms, lobby and control offices, equipment room, dressing area and all the other requirements for a first-class facility.

The Stadium lounge area, scheduled for completion in time for the current football season, adjoins the football offices and will be used as a reception area for parents and recruits, a pre-game and post-game gathering place, a site for certain other functions, and storage.

The antiquated ticket system has "moved into the 20th Century" with installation of the Ticketron 2,001 System.

The expanded facilities for women at Shively Sports Center will be an addition located on the corner of the facility nearest the baseball field.

Another project in progress is removal of two areas of cracked external masonry walls on either side of the main entrance to Memorial Coliseum.

On the "games" side of the ledger, the 1983 Wildcat football team compiled a 6-4-1 record that represented the second-biggest turnaround in collegiate football history (from 0-10-1 in 1982) and participated in the Hall of Fame Bowl while the basketball Wildcats won the Southeastern Conference season and tournament championships and advanced to the "Final Four" as Mideast Regional champs.

The nationally ranked women's volleyball team was host to the 1984 NCAA championships while the Lady Kats basketball team won its holiday tournament (Dial Classic) for the fifth consecutive time.

The University was host to the Mideast Regional last March and will be host to the men's Final Four next March and the women's Final Four in 1986.

Since replacing Harry Lancaster as athletics director in July 1975, Hagan has supervised an ever-expanding program that now operates with a budget in the neighborhood of \$7 million. Continued growth in practically all phases of UK athletics has been the hallmark of his reign, with fine attendance at football and basketball games — the men's program continues to lead the nation in attendance while the Lady Kats hold the national attendance for women with 10,622 attending a game in 1983 — and a steady upgrading of facilities.

Hagan returned to the University in 1972 as assistant to Lancaster and was assigned the task of implementing the Blue & White Fund for 57,600-seat Commonwealth Stadium and later for the 23,000-seat Rupp Arena, home of the basketball Wildcats and site of the 1985 Final Four.

ATHLETICS DEPARTMENT

WILDCAT ATHLETICS DEPARTMENT

ADMINISTRATIVE STAFF

Director of Athletics — Cliff Hagan
 Executive Assistant — Barbara Isham
 Director of Academic Affairs — Bob Bradley
 Assistant Director of Athletics — Frank Ham
 Assistant Director/Finance — Larry Ivy
 Assistant Director/Women — Sue Feamster
 Sports Information Director — Russell Rice
 Assistant Director — Rena Koier
 Staff Assistant — Joyce Baxter
 Ticket Manager — Alice Woods
 Accountant — J. R. Hisle
 Director Student Admissions — Ron Allen

1984-85 UNIVERSITY OF KENTUCKY

WILDCAT CHEERLEADERS

Dale Baldwin	Pineville, KY	Junior
Holly Bankemper	Ft. Thomas, KY	Senior
Dana Davis	Lexington, KY	Sophomore
Lori Duley	Ashland, KY	Junior
Dawn Duncan	Lexington, KY	Junior
Karen Fister	Lexington, KY	Sophomore
Jeff Fryer	Winchester, KY	Senior
Scott Hendrickson	Pineville, KY	Junior
Bill Horsman	Louisville, KY	Senior
Tammy Jo May	South Shore, KY	Senior
Jeff Mortimer	Lexington, KY	Senior
Willis Watts	Columbia, KY	Senior
Wildcat		
Jeff Lutes	Lexington, KY	Senior

ATHLETICS STAFF PHONE DIRECTORY

Name	Office	Home	Name	Office	Home	Name	Office	Home
Ron Allen, Student Adms.	(606) 257-1757	266-3336	Joe B. Hall, Head Basketball (M)	7-6024	266-7600	Sandy Morgan, Staff Asst./Bus.	7-4911	255-1136
Brice Askren, Football Asst.	7-3611		Terry Hall, Head Basketball (W)	7-6046	373-6763	Fritz Nau, Tennis Asst.	7-3283	272-4546
Janis Aubrey, Football	7-3612	277-8265	Jake Hallum, Football Asst.	7-6518	266-9952	Greg Nord, Football Asst.	7-6511	272-0370
Lori Barnes, Ticket Off.	7-1818	269-2145	Frank Ham, Asst. AD	7-5611	254-1246	David Oliver, Swimming Asst.	7-5626	254-1777
Joyce Baxter, Sports Info.	7-3838	734-4736	Leonard Hamilton, Bsktbl Asst. (M)	7-1917	269-6575	Janetta Owens, Football Adm. Asst.	7-3612	269-9129
Robin L. Board, Bsktbl Asst. (W)	7-6046	273-2600	Jim Hatfield, Basketball Asst. (M)	7-1916	268-1495	Wynn Paul, Head Swimming (M)	7-5626	277-4645
Bob Bradley, Asst. AD/Academics	7-1898	278-2025	Deanie Hensley, Football Staff Asst.	7-3611	887-1627	Dick Redding, Football Adm. Asst.	7-3614	276-4203
John Butler, Baseball Asst.	7-8829	272-4044	J. R. Hisle, Accounting	7-6473	223-7023	Lee Reedy, Staff Asst. Basketball (W)	7-6046	272-3291
Toni J. Byrne, Staff Asst.	7-8604	253-2555	Phil Hughes, Academic Advisor	7-4217	266-9871	B.W. Reynolds, Supt. Grounds	7-1451	887-1493
Don Carbone, Tennis (W)	7-3283	277-8861	Barbara Isham, Exec. Asst./AD	7-2881	734-5326	Russell Rice, Sports Info. Dir.	7-3838	223-5639
Russell Cecil, Ticket Office	7-6477	277-1211	Larry Ivy, Asst. AD/Business	7-4911	272-0428	Ann Sampson, Staff Asst. Acad.	7-1898	254-9997
Jerry Claiborne, Head Football	7-3611	231-7442	Jane Johnson, Staff Asst.	7-6500	269-3779	Charles Schultz, Track Asst.	7-6498	272-8725
Kathy DeBoer, Head Volleyball	3-6803		Tom Kalinowski, FB Equip. Mgr.	7-6522	223-2201	Rod Sharpless, Football Asst.	7-6514	268-3201
Barbara Denniston, Academic Advisor			Bill Keightley, Basketball Equip.	7-1889	272-4977	Farrell Sheridan, Football Asst.	7-6510	231-7090
Brigid L. Devries, Diving	7-5626	255-0481	Lake Kelly, Basketball Asst. (M)	7-1916	745-2632	Tom Simpson, Head Golf (M)	7-6506	272-9854
Barbara Donnelly, Staff Asst.	7-5611	272-4162	Mike Kindred, Basketball (W)	7-3135	266-2545	Sue Stanley, Trainer (W)	7-2750	266-9265
Jerry Eisaman, Football Asst.	7-6509	299-8794	Barbara Kiser, Bus. Office	7-3838	278-7773	Rodney Stiles, Football Asst.	7-6509	258-5495
Dennis Emery, Head Tennis	7-3283		Rena Koier, Sports Info. Asst.	7-3611		Terry Strock, Football Asst.	7-6516	277-1308
Pat Etcheberry, Strength	7-5816	269-1132	Joe Lewis, Football Asst.	7-6520	258-5054	Joe Viadella, Football Asst.	7-6515	258-5495
Bettie Lou Evans, Head Golf (W)	7-2941	498-1338	Dave Likins, Football Asst.	7-8604		Ro Waldron, Football Asst.	7-6515	
Sue Feamster, Asst. AD/Women	7-6483	259-0748	Leah Little, Head Gymnastics (W)	7-8901	272-3702	Don Weber, Track Asst.	7-6498	273-2479
Chip Garber, Football Asst.	7-6517	258-4478	Judith Lowry, Staff Asst. Adm.	7-2750	258-4438	Lydia Wehrle, Ticket Office	7-1819	278-6943
Bill Glaser, Football Asst.	7-6512	278-8849	Walt McCombs, Asst. Trainer	7-6024	266-4673	Mike Wilkins, Football Asst.	7-3611	
Al Green, Head Trainer	7-6521	885-6879	Marta McMackin, Bkbl Adm. Asst. (M)	7-8829	987-1401	Alice Woods, Ticket Manager	7-6477	277-8170
Cliff Hagan, Athletics Director	7-2881		Keith Madison, Head Baseball					

JOE B. HALL

University of Kentucky Basketball Coach

Joe B. Hall begins his 13th season as head coach of the Kentucky Wildcats with one of the finest career records in college basketball.

While leading the Wildcats to a 29-5 record last year, Hall upped his 12-year UK record to 279-87, an average of nearly 23 wins a season. His victory percentage at UK is 76.2 percent.

UK's 1983-84 appearance in the Final Four was its third under Hall. He has taken his squad to the NCAA final eight on six occasions and to the final 16 on seven occasions.

Hall has won such honors as Kellogg's 1978 National Coach of the Year, four Southeastern Conference Coach of the Year awards (1973, '75, '78 and '83), and nomination for Kodak's 1975, '76, '78, and '84 Coach of the Year awards.



In 1978 when Kentucky won its fifth NCAA title, Hall was presented the Rupp Cup (presented to the SEC Coach of the Year by the Birmingham Tipoff Club) and Hall's most coveted personal award, the Dr. James Naismith "Peachbasket" award, which previously had been awarded to UCLA's John Wooden, Oklahoma State's Hank Iba, Kentucky's Adolph Rupp and the Boston Celtics' Red Auerbach.

The 1978 champions, which had a 30-2 record, became the sixth Wildcat team to win 30 or more games, joining such illustrious company

as the 1947 NIT runner-up (34-3), the 1948 Olympic Champions (36-3), the 1949 NCAA Champions (32-2), the 1951 NCAA Champions (32-2), and the 1975 NCAA Runner-up (32-2).

Player honors during Hall's UK reign include five All-Americans (Kevin Grevey, Jack Givens, Rick Robey, Kyle Macy and Sam Bowie) selected a total of 10 times, and eight All-Southeastern Conference honorees (Jim Andrews, Kevin Grevey, Jack Givens, Rick Robey, Kyle Macy, Sam Bowie, Derrick Hord and Melvin Turpin) selected a total of 17 times. In addition, Robey, Macy and Jim Master earned Gold Medals in the Pan-American Games, and Bowie earned a medal for being a member of the 1980 Olympic Basketball Team that did not participate in Moscow.

Entering the 1983-84 season, Hall's 18-year career coaching record stands at 355-143 (excluding a 17-2 record on a 1974 Australian tour, a 7-0 record on a 1978 Japan tour, an 8-0 record on a 1982 tour of the Orient, and eight pre-season exhibition wins against foreign and domestic teams). Broken down, it shows a 57-50 five-year mark at Regis, a 19-6 record at Central Missouri, and a 279-87 record at UK.

Hall began his tour as UK head coach in rather auspicious fashion, becoming in 1973 the first rookie coach in the SEC to be designated Coach of the Year by his fellow coaches and by *Coach and Athlete Magazine*.

Gathering such honors has been one of Hall's trademarks during a coaching career that began at Shepherdsville (Ky.) High School in 1956 and continued through Regis College and Central Missouri State College before he

COACH HALL



returned to UK July 1, 1965, as an assistant to his former coach, Adolph Rupp.

During Hall's two years at Shepherdsville, the Rams won a Mid-Kentucky conference title and he was named "Coach of the Year" in 1958. He then served one year as freshman coach and five years as head basketball coach at Regis College in Denver, Colo., where he was also athletic director and earned special recognition as coach of the champion independent team in the area.

His next move was to Central Missouri, where he coached the Mules (19-6) to their first MIAA Conference championship since 1951 and their first Christmas Tournament title in history. He was named MIAA "Coach of the Year" (1964-65).

A three-letter winner and team captain in both sports in high school at Cynthiana, Ky., he played freshman basketball and one year of varsity basketball in the "Fabulous Five" era at the University before transferring to the University of the South at Sewanee, Tenn., where he set a school single game scoring record and was team captain. Coach Lon Varnell, upon retirement, rated Hall as No. 1 of the three best players he ever coached.

After touring Europe with the Globetrotters in 1951, Hall returned to UK in 1955 to complete requirements for his B.A. and later (1964) received his M.A. at Colorado State University.

Returning to UK again in 1965 as an assistant coach and head recruiter, he was instrumental in adopting a running

conditioning program which obviously paid huge dividends as the Wildcats capitalized on speed and endurance to offset a lack of size and advance to the championship game of the NCAA Finals. Hall then successfully recruited six prep All-Americans, including all-time UK scoring leader Dan Issel, to form the nucleus of a varsity team that won three straight conference championships and was followed by a team that won three more consecutive SEC titles.

Hall became No. 1 varsity assistant and head freshman coach to Rupp after Harry C. Lancaster was named permanent athletic director Feb. 1, 1969. His record with the freshmen was 60-15, including an undefeated (22-0) season (1971-72) which resulted in the Kittens being crowned National Freshman Champions by the Basketball News.

International Flavor

Hall's basketball renown has attracted world-wide attention in international circles and has catapulted him into a much sought-after clinician and guest speaker. In 1983 he conducted clinics in Spain at the FIBA Junior World Championships. In 1982, during the Wildcats' tour of the Orient, he conducted clinics in Japan, the Republic of China and in Hong Kong.

In the summer of 1981, Hall conducted clinics in Ireland. In 1980, Hall conducted a clinic in Santiago, Chile, as a guest of the Chilean Basketball Federation. More than 400 coaches from throughout South America attended the clinic.

Hall considers one of his major coaching honors came when he was named guest lecturer for the World Basketball Coaches Congress in the Canary Islands, July 1977, before some 400 coaches from the international set.

In 1978, Hall coached the United States All-Stars, a group of collegians that included five of his own players, to the first World Invitational Tournament championship with wins over Cuba, Yugoslavia and Russia. Later that summer, he conducted a series of clinics in England, Belgium, Holland, Yugoslavia, Greece and Israel.

Hall was a busy man in off-season 1979 as well, coaching the victorious East team in the East-West College All-Star game at Salt Lake City, and the Southeastern All-Stars in the Shoney Classic at Charlotte, N.C., and conducting clinics in Warsaw, Copenhagen and London.

He was a member of the 1975 Olympic Basketball Committee, and in 1972 served under Hank Iba in the Olympic Trials at the Air Force Academy. He is currently on the ABAUSA player selection committee for all international competition.

He is married to the former Katharine Dennis of Harrison County, Ky. They have three children — Mrs. Mike (Kathy) Summers of College Station, Texas; Mrs. Rick (Judy) Derrickson and Steve of Lexington.



COACHES

A

SSOCIATE COACH

Leonard Hamilton was named the University of Kentucky's first associate basketball coach on Oct. 15, 1980.

Hamilton has been a member of the Wildcat coaching staff for ten years. He came to Kentucky after serving three years as an assistant coach at Austin Peay.

He has always been noted as an outstanding recruiter and as a defensive specialist. Most remarkable in his coaching career is the fact that in 12 of his 13 years as a coach on the collegiate level, the team he has been associated with has advanced to postseason play. Only in

his first season at Austin Peay has Hamilton not been involved in a postseason tournament.

A native of Gastonia, N.C., Hamilton lettered three years in football and two years in basketball in high school. He captained his basketball team for two years at Gastonia Community College, and also served as team captain at Tennessee-Martin, where he graduated in 1970.

The 36-year-old Hamilton is married to the former Claudette Hale of McMoresville, Tenn. They have a son, Lenny, 15, and a daughter, Allison, born in August.



LEONARD HAMILTON
Associate Coach

A

SSISTANT COACHES


Jim Hatfield rejoined the Wildcat coaching staff on Aug. 24, 1983. Hatfield served as an assistant coach under Coach Joe B. Hall from 1972 to 1974. Upon leaving UK, Hatfield became head basketball coach at Southwestern Louisiana where his teams compiled a 47-35 record and won a Southland Conference championship. Hatfield rebuilt the USL program that had been under suspension. He was Southland Conference Coach-of-the-Year on two occasions.

Following his tenure at Southwest Louisiana, Hatfield was head basketball coach at Mississippi State. He led the Bulldogs to a 40-42 record in three seasons. In 1978-79, MSU finished 19-9 and appeared in the NIT. He has coached or recruited five NBA first round draft choices.


Hatfield served two years as athletic director and head basketball coach at Hardin-Simmons.

The son of a minister, his family traveled extensively while he was growing up. Some of his early public schooling came in Lexington. He graduated from Knoxville (Tenn.) Fulton High School. He earned a bachelor's degree from East Tennessee State in 1965 and a master's degree from the University of Montevallo (Ala.) in 1970.

Hatfield is married to the former Lana Murdock of Orlando, Fla. They have three children: Angie, 12; Jimmy, 10; and Lisa, 8.



JIM HATFIELD
Assistant Coach



LAKE KELLY
Assistant Coach

Lake Kelly joined the Wildcat staff on August 17, 1983. A native of Flemingsburg, Ky., Kelly has enjoyed coaching success on both the high school and collegiate level. He came to UK from the position of head basketball coach at George Rogers Clark High School in Winchester, Ky.

Prior to his tenure at George Rogers Clark High, he held head coaching positions at two major colleges. From 1977-79, he coached Oral Roberts University of a 31-24 record. From 1971-77, he was head coach of Austin Peay where his teams compiled a 110-52 record and advanced to two NCAA tournaments.

He held assistant coaching positions at Florida State, Loyola (New Orleans), Morehead State, and Austin Peay earlier in his career, and also coached on the high school level at Lexington Lafayette.

Kelly is a graduate of Columbia Military Academy (Tenn.) and earned a bachelor's degree from Georgia Tech in 1956. He earned a master's degree from Morehead State in 1961.

Kelly is married to the former Martha Randall of Dillsboro, Ind. They have three children: Lake, II, a student at Morehead State; Brian, a student and member of the basketball team at Morehead State; and Jane, a 13-year-old seventh grader.

STAFF

MARTA McMACKIN
Administrative Assistant
to Coach Hall

A native of Ironton, Ohio, Marta is entering her ninth year with the Wildcat basketball program, her fourth as administrative assistant. She attended Morehead State University and the University of Kentucky. She and husband Ron have three sons, Ron, 21, Rickey, 19, and Rodd, 15.



WAYNE BREEDEN
Graduate Assistant

Wayne Breeden, a native of Mt. Washington, Ky., is in his second season as a graduate assistant in the Wildcat basketball program after serving three years as a student manager. A former standout athlete at Bullitt Central High School, Breeden earned a bachelor's degree in physical education from the University.



W. B. KEIGHTLEY
Equipment Manager

A ten-year staff member, Bill graduated from Kavanaugh High School in Lawrenceburg, Ky. A mail-carrier for the U.S. Postal service, he is married to the former Hazel Robinson of Lawrenceburg. They have a daughter, Karen, a student at UK.




WALT McCOMBS
Assistant Trainer

Assigned to basketball, McCombs joined the UK staff in 1972 and returned in 1977 after a three-year stint at Clemson. A native of Belton, S.C., he is a 1971 graduate of The Citadel. He has two children, Crystal and Emily.



RANDY AZBILL
Head Student Manager

Azbill is in his second season as head student manager. A native of London, he attended Laurel County High School.



ASSISTANT DIRECTORS OF ATHLETICS

FRANK HAM *Assistant Director* **Olivet (1940)**

Frank Ham became assistant director soon after Cliff Hagan succeeded Harry C. Lancaster as director of athletics.

A native of Scranton, Pa., Ham came to the University in 1968 as administrative assistant to football coach John Ray, and was reassigned to the athletic director's staff in 1972 when Ray resigned.

Ham graduated from high school at Niles, Mich., and completed his undergraduate work at Olivet College. He did graduate work at Indiana University and coached high school football and track at John

Adams High School in South Bend and then returned to Olivet as athletic director and head football and basketball coach.

In 1962, he became assistant to the president at Olivet, with responsibilities in public and alumni relations. He was in private business from 1956 until 1968.

He is married to the former Rosemary Woods of Niles, Mich. They have two sons, Michael, of Raleigh, N.C., and Craig, a U.S. Army Major, and two daughters, Mrs. Andy Hunsberger of Cassopolis, Mich., and Jennifer, who graduated from UK in 1978 and received her master's the following year.

Ham is a son of the late Mr. and Mrs. Albert B. Ham of Edwardsburg, Michigan.



SUSAN FEAMSTER *Asst. Director/Women* **Kentucky State (1970)**

Sue Feamster joined the athletics association in 1978 with the merger of the men's and women's programs. Feamster had been the director of women's athletics prior to her appointment as assistant director of athletics.

A native of Frankfort, she came to the University as a graduate student in 1970, was named assistant director of campus recreation in 1972 and director of women's athletics in 1974. She served as president of The Kentucky Women's Intercollegiate Conference in

1975-77, and has been honored as one of the founders of the KIAC.

Feamster graduated from Franklin County High School where she was an outstanding tennis player and athlete. While in college she earned letters in tennis, field hockey, basketball and track from Indiana University and Kentucky State University, where she earned her B.S. degree and graduated with honors. She earned an M.S. degree in Administration from the University of Kentucky.

A former teacher and counselor, Feamster is a daughter of Mr. and Mrs. Robert F. Feamster of Frankfort.

LARRY IVY *Asst. Director/Finance* **Alabama (1967)**


Ivy, who came to the University as director of housing in 1969 and joined the Athletics Association staff in 1976, assists the athletics director in all areas of Association administration, with primary interest in management of the business operations.

Acting as a game manager for home basketball games, he has served as tournament manager of the 1977, 1980, and 1984 Mid-East Regionals and the

1982 SEC Tournament, and assistant tournament coordinator and ticket chairman of the 1983 and 1984 SEC tournaments.

A native of Alabama, Ivy graduated in 1961 from Huntsville High School, where he lettered in four sports. He is a 1967 graduate of the University of Alabama, and earned his MBA from Alabama in 1968.

He is married to the former Barbara Foster of Huntsville. They have one daughter, Kim. Ivy is a son of Mr. and Mrs. Jack F. Ivy of Huntsville.



ROBERT BRADLEY *Asst. Director/Academics* **Kentucky (1971)**

Bradley came to UK in 1971 to pursue a master's degree in educational psychology and counseling and director of financial aid for the Lexington Technical Institute before joining the Athletics Association in 1977. A native of New York, he graduated from Hornell High School, where he lettered in football, baseball, basketball and track. He received his BS at Salem College in 1971 and his MA in education psychology at U of Ky. He is a son of Delores Bradley and the late Charles Bradley of Hornell.

SPORTS INFORMATION STAFF



RUSSELL RICE *Director Kentucky (1951)*

Came to UK as assistant to Ken Kuhn in May, 1967, after eight years as general reporter and five years as sports editor of The Lexington Leader, named director two years later. Native of Paintsville, but reared in Van Lear, where he earned letters in football, basketball and baseball in high school.

After overseas service with the Marines in WWII, attended Kentucky Wesleyan College (catcher Panthers baseball team one year). Bachelor's at UK '51. News editor The Mountain Eagle, Whitesburg, 1951-52; The Hazard Herald, 1952-53; Columbia University (American Press Institute Seminar 1967). Former Kentucky area correspondent Time-Life-Fortune magazines; former KY editor Religious News Service,

Tobacco Magazine.

Authored: "The Wildcats" (Kentucky Football), "Job B. Hall: My Own Kentucky Home," "The Big Blue Machine" (Kentucky Basketball), "The Wildcat Legacy" (Pictorial History of Kentucky Basketball), the Kentucky portion of "The SEC" (A Pictorial History of Southeastern Conference Football), and a contributing writer to "A Pictorial History of Kentucky."

Rice is married to the former Doris Marie Thacker of Knott County. They have four children — Sandra Morris of Louisville, Mrs. Mike Covington of Georgetown, Russell James of Salisbury, MD, and Kim of Lexington. (O) 606-257-3838 (H) 606-223-5639.

S SPORTS INFORMATION STAFF

RENA KOIER *Assistant Director* *Kentucky (1976)*



Koier worked as a freelance sportswriter for 10 months before joining the sports information staff in November, 1980. Prior to that, she was a sportswriter for the Lexington Herald-Leader for two and a half years and the Louisville Courier-Journal for one year. A native of Lynch, Ky., Rena graduated in 1976 from the University, where she majored in journalism. She is a member of the College Sports Information Directors of America. Her 1983-84 Lady Kats Basketball Facts Book won two national prizes: "Best in Nation" and "Best 8½ x 11 Brochure."

Media Outlets

LEXINGTON:

Associated Press
Ann Crowley
146 Market St. 40507
Cat's Pause
Oscar Combs
P. O. Box 7297
Box 7297 (40502)
Herald-Leader
D. G. Fitzmaurice
Jerry Tipton
Main & Midland 40507
Hammond Productions
Tom Hammond
John Henderson
2526 Regency Road 40503
Host Communications
David M Grew
120 Kentucky Avenue 40502
Ledford Productions
Cawood Ledford
Brad Davis
120 Kentucky Ave. 40502
Kentucky Kernel Sports
Journalism Building
University of Ky. 40506-0422

WKYT-TV Sports
Rob Bromley, Director
Tim Smile
Box 655 40501
WLAP Sports
Box 11670 40511
WLEX-TV Sports
Mark Sok
Box 1457 40501
WTKC Radio Sports
614 W. Main 40507
WTYQ-TV
Kenny Rice
Richard Green
Box 5590 40501
WVLC Radio
Ralph Hacker
Mike Maddox
Box 559 40501
LOUISVILLE
Associated Press
525 W. B way 40201
Courier-Journal
Earl Cox
Billy Reed
Bill Weronka
525 W. B way 40201

Louisville Times
Georgor Rorrer
Rick Bozich
525 W. B way 40502
Kentucky Network
Harvey Combs
Tom Stevens
2043 Consul Crest 40299
UPI Sports
Box 537 40201
WAKY Radio Sports
558 S. 5th 40204
WAVE-TV Sports
Bob Dominie
725 S. Floyd 40203
WAVG Radio Sports
Box 32970 40232
WINN Radio Sports
3rd & B way 40202
WHAS-TV Sports
Dave Conrad
Radio Sports
Van Vapce
Paul Rogers
Box 6218 40116
WLKY-TV Sports
Mike Hartnett
Box 6218 40116

STATE
Ashland Independent
Mike Reliford
226 17th St.
Ashland 41101
Park City News
Sports Department
813 College
Bowling Green 42101
Tribune-Times Sports
Don Sargent
Ky. & Monroe Streets
Corbin 40701
Post & Times-Star
Dan Weber
21 Madison Avenue
Covington 41011
Advocate-Messenger
Larry Vaught
Danville 40422
News-Enterprise
Bob Watkins
Elizabethtown 42701
State-Journal Sports
Mel Holbrook
Frankfort 40501
UPI Sports
321 W. Main
Frankfort 40501

The Times Sports
301 S. Green St.
Glasgow 42141
Enterprise Sports
Central Street
Harlan 40831
Gleanor-Journal
216 N. Elm
Henderson 42420
Kentucky New Era
Rick Bentley
Hopkinsville 42240
The Messenger
Jim Pickens
221 S. Main
Madisonville 42431
Messenger Sports
221 South Main
Mayfield 42066
Ledger-Independent
43 West Second
Maysville 41056
News Sports Editor
Chester Avenue
Middlesboro 40965
Messenger & Inquirer
Danny McKenzie
1401 Frederica Street
Owensboro 42301

Paducah Sun Sports
408 Kentucky Avenue
Paducah 42001
Register Sports
Keith Steer
Wall & Cleveland
Richmond 40391
Commonwealth-Journal
Jim Kurk
102 North Maple
Somerset 42501
Winchester Sun Sports
Jeff Kerr
Wall & Cleveland
Winchester 40391

STAFF

University of Kentucky

ADMINISTRATIVE STAFF

RON ALLEN**Director, Student Admissions**

A retired Air Force colonel originally from Morristown, Tenn., Ron has been with the Athletics Association since 1971. Besides his duties as director of student admissions, he also handles payment to scholarship athletes, coordinates use of university facilities by outside organizations and serves as a liaison between the K-Men's Association and UK. Allen is a 1948 graduate of UK and earned his MA from Kentucky in 1950. Married to the former Jane Daniel, they have three daughters: Barbara, Cathy, and Debra.

JOYCE BAXTER**Staff Assistant**

A native of Harrodsburg, Joyce joined the UK Sports Information Staff in 1978. She served in UK's Purchasing Department for one year before joining the staff. She is married to Mike Baxter of Harrodsburg. They have a daughter, Michele, 15.

BARBARA DONNELLY**Staff Assistant**

Originally from Flatwoods, Ky., Barbara came to Lexington in 1974 when she married Jim Donnelly, of Raceland. She has worked for the University since 1975, serving as a secretary in the College of Business and Economics before moving to the Athletics Association in December of that year. As staff assistant to Frank Ham, she works with the Blue and White Fund and also handles reserved parking for home football games in Commonwealth Stadium.

SANDY MORGAN**Staff Assistant**

Sandy joined the UKAA in Jan., 1979, as an account clerk and became staff assistant to Assistant Athletics Director for Finance Larry Ivy in Dec., 1980. Among other duties, the office handles team travel. A native of Ohio, she is married to Robert Morgan and they have two children, Susan and Jennifer.

B. W. REYNOLDS**Supervisor of Grounds**

Born and reared in Jessamine County, Billy worked on a farm before joining UK 26 years ago. He is married to the former Brenda Hobbs of Jessamine County. They have five children, Crystal and Billy at home, Carol, Cathy and Connie.

BARBARA ISHAM**Executive Assistant**

A native of Harrodsburg, Kentucky, Barbara has worked for Mr. Hagan since his return to the University. As his Administrative Secretary when he was assistant athletics director, she worked with fund raising, eligibility and recruiting expenses. Upon Mr. Hagan's appointment as Athletics Director in July 1975, she became his staff assistant; on July 1, 1977, Barbara became the Executive Assistant to the Athletics Director. Married to C. H. Isham of Harrodsburg, they have a son, Wayne, who is a 1st Lt. in military intelligence, Ft. Riley, Kansas.

ALICE WOODS**Ticket Manager**

A native of Henderson, Alice was named ticket manager last April, replacing Al Morgan, who retired. She has been in the ticket office since 1951. Alice is a widow and has one son, Joe, who resides in Oklahoma with his family.


J. R. HISLE**Accountant**

A native of LaGrange, J.R. came to the University as a member of the Internal Audit Division in 1965. He joined the UKAA in October 1976. He graduated in 1959 from Oldham County High and is a 1963 graduate of Kentucky Wesleyan College in Owensboro. He is married to the former Joyce Gray of Hopkinsville. They have a daughter, Cary, and a son, Jared. J. R. is a son of Mr. and Mrs. J. L. Hisle of LaGrange.

ANN SAMPSON**Staff Assistant**

Ann came to the Athletics Department in 1974 as a secretary in the academics office. A native of Frankfort, she attended Elkhorn High and was graduated from Fugazzi Business College in 1956. She worked with a C.P.A. firm in Louisville 10 years and then was a tax consultant out of her home before joining UK. She is married to Frank Sampson. They have two children, Bob, of Corpus Christi, Texas, and Bill, of Lexington.

WILDCATS



OUTLOOK

KENTUCKY BASKETBALL OUTLOOK

Rebuilding, question mark year, young, inexperienced, hard to predict, freshmen playing key roles, and team effort are words and phrases closely associated with the 1984-85 University of Kentucky Wildcat basketball team.

Gone are four starters and five lettermen from last year's team that won 29 of 34 games and advanced to the NCAA Final Four in Seattle, where it lost to eventual national champion Georgetown. Interestingly, all five seniors were picked in the NBA draft, two in the first round.

Leading scorer Melvin Turpin (15.2 ppg., 6.4 rpg.), leading rebounder Sam Bowie (10.5 ppg., 9.2 rpg.), leading playmaker Dicky Beal (133 assists), leading free throw shooter Jim Master (9.6 ppg., 81.1 percent from the line), and five-year squad member Tom Heitz are gone. Turpin, Bowie, and Master are all members of the Wildcat 1,000-point club, and Turpin completed his career as the ninth leading scorer in UK history with 1,509 points. Bowie was an NBA first round draft choice of the Portland Trail Blazers, Turpin was a first round pick of Washington and was traded to the Cleveland Cavaliers, Beal and Master were drafted by the Atlanta Hawks, and Heitz was drafted by the Indiana Pacers.

Heading the list of returnees are forwards Kenny Walker (6-8, Jr., 12.4 ppg., 5.9 rpg.) and Winston Bennett (6-6, So., 6.5 ppg., 3.8 rpg.). Walker, a member of several preseason All-America teams, was both consistent and timely for the Wildcats last season. He scored in double figures in all but eight games and more than 55 percent of his points came in the second half of games. His most memorable second half basket came at the buzzer to enable the Wildcats to defeat Auburn 51-49 and win the SEC Tournament. Bennett received valuable international experience this summer with the USA Select Team that won the Jones Cup tournament in Taiwan. He was named to the all-tournament team in that international competition.

Two backcourt players who received starting experience last season also return. Roger Harden (6-1, 1.9 ppg., 99 assists) started 21 of UK's first 22 games last season prior to Beal's recovery from a knee injury. James Blackmon (6-2, So., 3.8 ppg.) started two games and saw action in all 34 games in his initial season with the Wildcats.

Other returning guards are Paul Andrews (6-2, So., 1.1 ppg.) and Leroy Byrd (5-5, Jr., 0.3 ppg.).


Bret Bearup (6-9, Sr., 1.5 ppg., 1.2 rpg.) returns for his senior season and could see action at both forward and center. Troy McKinley (6-5, Sr., 1.1 ppg.) will be UK's only other senior, and he can play both guard and forward.

Six freshmen are included on UK's 13-man roster, so the squad has a definite youthful look. UK's 1984 signees are Ed Davender, a 6-1 guard from Brooklyn, N.Y.; Cedric Jenkins, a 6-8 forward from Dawson, Ga.; Robert Lock, a 6-9 center from Reedley, Calif.; Richard Madison, a 6-6 forward from Memphis, Tenn.; and Todd Ziegler, a 6-6 forward from Louisville, Ky.

Davender was a consensus prep All-America after averaging 29 points per game for Boys and Girls High. Jenkins was player-of-the-year in his school's classification in Georgia, was a prep All-America and averaged 28 points and 16 rebounds per game.

Lock averaged 23 points and 13 rebounds per game for Reedley High and was a member of the 7UP National AAU Select Team that toured Europe this summer. Madison was player-of-the-year in Tennessee and was named to most prep All-America teams. Ziegler, a member of the Kentucky All-Stars in the Kentucky-Indiana series, averaged 13.4 points per game at Jeffersonton High.

Wildcat Coach Joe B. Hall enters his 13th season at the helm of the UK basketball program. UK's 1983-84 appearance in the Final Four was its third under Hall. He has taken his squad to the NCAA final eight on six occasions and to the final 16 on seven occasions. His 18-year career records stands at 355-143.



OUTLOOK

"You'd have to say we are rebuilding and that this is a question mark year for us," Hall said. "Our losses were great, yet our schedule remains tough as always."

"We will have to rely more on a team effort. We'll be calling on players who have been role players in the past to accept more responsibility and increase their contributions. Also, our five freshmen will be asked to play important roles for us this season."



Even with the inexperience, Hall sees things to be optimistic about.

"Walker and Bennett have proven themselves to be solid players. Both could be among the best in the nation at their positions. Walker will have a great deal of responsibility, especially early in the season. Bennett's international experience

this summer should be a big help.

"Harden started in 17 of our wins last season, and he has the experience necessary to be a floor leader. Blackmon could come in this season and play like we know he's capable. Bearup is a five-year player and has been through many pressure situations."

The 1984-85 Wildcat schedule features nonconference road trips to Purdue, Indiana, and Louisville, all in the first three weeks of the season, plus a home game against expected national power SMU and a game in Louisville against traditional rival Kansas. The SEC is expected to have more balance than the past two seasons when UK has won the regular season championships by three games (1982-83) and two games (1983-84). The regular season will conclude with the SEC Tournament in the Birmingham/Jefferson Co. Civic Center in Birmingham, Ala.



14 Paul ANDREWS

Guard



6-2

180

Sophomore

London, Kentucky

Played in 18 games as a freshman . . . Played 16 minutes at Cincinnati in the 24-11 slowdown game . . . Scored four points at Florida for season high . . . Averaged 1.1 points and 0.6 rebounds . . . Hit 50 percent from both the field (9-18) and the line (2-4) . . . Signed with UK in November, 1982, during the early signing period . . . Former all-stater at Laurel Co. High School . . . As a senior at Laurel Co., he averaged 21.3 points and 5.9 rebounds and hit 52.1 percent from the field and 76.1 percent from the line . . . As a junior at Laurel Co., his 40-foot desperation shot at the buzzer enabled the Cardinals to win the Kentucky state championship . . . All-district three times . . . All-region twice . . . Started both games of the Kentucky-Indiana all-star series following his senior year in high school . . . Has made the switch to guard after playing forward in high school . . . High school coach Chuck Broughton . . . Born March 21, 1965 . . . majoring in business administration.



Yr.	G-GS	Minutes	Field Goals	Free Throws	Rebounds	A	Points	High
Fr. (83-84)	18-0	74-3.9	9-18-50.0	2-4-50.0	10-0.6	5	20-1.1	4

PLAYER PROFILES

24 Bret BEARUP

Forward



6-9

230

Senior

Centerport, New York

Fifth-year senior . . . Saw action in 26 games last season . . . Averaged 1.5 points and 1.2 rebounds . . . One of only two seniors (with Troy McKinley) on the squad . . . Top season came as a sophomore in 1982-83 when he played in all 31 games and averaged 3.4 points and 1.9 rebounds . . . Has scored 215 career points and grabbed 135 career rebounds . . . Scored a career-high 12 points against Alaska as a freshman . . . In the 1983 Mideast Regional in Knoxville, Tenn., he scored eight points on four of five shooting from the field in only 14 minutes vs. Indiana . . . Made nearly every prep All-America team after a brilliant career at Harborfields High School . . . Averaged 28.5 points and 17 rebounds as a senior . . . Two-time all-stater . . . Family now resides in London, Ky., Brother Todd is a junior player for Laurel Co. High School . . . High school coach Joe Meyer . . . Born Nov. 17, 1961 . . . Majoring in business administration.



Yr.	G-GS	Minutes	Field Goals	Free Throws	Rebounds	A	Points	High
Fr. (80-81)	26-0	258-9.9	28-74-37.8	15-24-62.5	43-1.7	8	71-2.7	12
So. (82-83)	31-2	372-12.0	41-86-47.7	22-37-59.5	60-1.9	28	104-3.4	10
Jr. (83-84)	26-0	163-6.3	13-31-41.9	14-21-66.7	32-1.2	6	40-1.5	7
Totals	83-2	793-9.6	82-191-42.9	51-82-62.2	135-1.6	42	215-2.6	12

PLAYER PROFILES

25 Winston BENNETT

Forward

6-6



210

Sophomore

Louisville, Kentucky

Enjoyed an outstanding freshman season, playing in all 34 games . . . Ranked fifth on the squad in scoring with an average of 6.5 points . . . Ranked fourth on the team in rebounding with an average of 3.8 rebounds . . . Was sixth on the team in minutes played, averaging 18.9 minutes per game . . . Also blocked seven shots and hit 42.9 percent from the field and 69.8 percent from the line . . . Shot much better from the field in the second half of the season, hitting 50 percent in SEC games . . . Led team in scoring twice and in rebounding twice . . . Made some SEC all-freshman teams . . . Was a member of the USA

Select Team that won the Jones Cup international tournament this summer in Taipei, Taiwan . . . He averaged 11.4 points and 3.6 rebounds, hit 54.9 percent from the field and 78.1 percent from the free throw line, and was named to the all-tournament team . . . Kentucky's "Mr. Basketball" after a brilliant career at Male High School . . . Named to nearly every prep All-America team . . . Averaged 25.4 points and 11.9 rebounds as a senior at Male . . . MVP in the McDonald's Classic and Capitol Classic national all-star games . . . Scored 34 points and grabbed 16 rebounds in the two games of the Kentucky-Indiana all-star series . . . High school coach Maurice Payne . . . Born Feb. 9, 1965 . . . Majoring in business administration.



Yr.	G-GS	Minutes	Field Goals	Free Throws	Rebounds	A	Points	High
Fr. (83-84)	34-0	642-18.9	67-156-42.9	88-126-69.8	129-3.8	23	222-6.5	17

PLAYER PROFILES

10 James BLACKMON

Guard


6-2

180

Sophomore

Marion, Indiana

Played in all 34 games as a freshman, starting twice . . . Started at Mississippi and led the team in scoring with a career-high 15 points . . . Also started against Houston . . . Averaged 3.8 points to rank seventh on the team . . . Hit a last second shot to enable Wildcats to win the regular season game at Illinois . . . Earned a gold medal in the FIBA Junior World Championships in 1983, along with teammate Kenny Walker . . . Was a standout that summer in the National Sports Festival . . . Made nearly every prep All-America team after a brilliant career at Marion High School . . . Scored 52 points in his final high school game in the state semifinals . . . Averaged 32.6 points as a high school senior and was Marion's all-time leading scorer . . . Played in the McDonald's Classic and Capitol Classic prep all-star games, sharing the MVP award with teammate Winston Bennett in the McDonald's game . . . High school coach Bill Green . . . Born Aug. 7, 1964 . . . Social work major.



Yr.	G-GS	Minutes	Field Goals	Free Throws	Rebounds	A	Points	High
Fr. (83-84)	34-2	520-15.3	52-114-45.6	24-49-49.0	42-1.2	64	128-3.8	15

PLAYER PROFILES

00 Leroy BYRD

Guard



5-5

145

Junior

Lexington, Kentucky

Joined the Wildcats last year at mid-season . . .
 Originally signed with Nevada-Las Vegas . . .
 Spent time at two junior colleges, graduating
 from Somerset Community College . . .
 Suffered a broken bone under his eye in his
 first Wildcat practice . . . First appearance as a
 Wildcat was on Jan. 28 . . . Saw action in six
 games and scored his only two points in the
 regular season finale against LSU . . .
 Three-year starter at Bryan Station High
 School where he was a teammate of former
 Wildcat Melvin Turpin . . . All-state as a senior
 . . . High school coach Bob Barlow . . . Born
 Feb. 11, 1963 . . . Social work major.



Yr.	G-GS	Minutes	Field Goals	Free Throws	Rebounds	A	Points	High
So. (83-84)	6-0	9-1.5	1-2-50.0	0-2-00.0	1-0.2	5	2-0.3	2

PLAYER PROFILES

23 Roger HARDEN

Guard



6-1

165

Junior

Valparaiso, Indiana

Started 21 of UK's first 22 games last season and played in 29 games . . . Averaged 1.9 points and 1.2 rebounds . . . Was second to Dicky Beal on the squad with 99 assists . . . Had 13 games with four or more assists . . . Had season high six points on four occasions . . . Played extremely well against Houston on national television . . . Averaged 0.8 points per game as a freshman when he played in 27 games . . . Averaged 27.6 points, 8.1 rebounds, and 5.1 assists as a senior at Valparaiso High School and earned Indiana "Mr. Basketball" honors . . . Named to nearly every prep All-America team . . . His brother Rob once played at Florida . . . His brother Rodney is a sophomore member of the Valparaiso High School team . . . High school coach Skip Collins . . . Born Dec. 19, 1963 . . . Telecommunications major.



Yr.	G-GS	Minutes	Field Goals	Free Throws	Rebounds	A	Points	High
Fr. (82-83)	27-0	170-6.3	7-23-30.4	7-10-70.0	19-0.7	25	21-0.8	5
So. (83-84)	29-21	463-16.0	25-68-36.8	5-6-83.3	36-1.2	99	55-1.9	6
Totals	56-21	633-11.3	32-91-35.2	12-16-75.0	55-1.0	124	76-1.4	6

PLAYER PROFILES

40 Troy MCKINLEY

Forward



6-5

195

Senior

Independence, Kentucky

One of only two seniors on the squad (with Bret Bearup) . . . Played in 11 games last season and scored 12 points . . . Had season-high four points against Wyoming in the UKIT . . . Hit 60 percent from the field last season and now is at 50 percent for his career (30-60) . . . Scored a career-high 10 points against Jacksonville as a freshman in the UKIT . . . All-stater at Simon Kenton High School . . . Led his team to the Kentucky state championship, being named Most Valuable Player in the state tournament . . . Played in the Derby Classic and East-West all-star games following senior year in high school . . . High school coach Larry Miller . . . Born March 21, 1963 . . . Public relations major.



Yr.	G-GS	Minutes	Field Goals	Free Throws	Rebounds	A	Points	High
Fr. (81-82)	16-0	48-3.0	7-15-46.7	2-2-100.0	8-0.5	1	16-1.0	10
So. (82-83)	24-0	117-4.9	17-35-48.6	3-4-75.0	17-0.7	4	37-1.5	4
Jr. (83-84)	11-0	30-3.0	6-10-60.0	0-0-00.0	5-0.5	4	12-1.1	4
Totals	51-0	196-3.8	30-60-50.0	5-6-83.3	30-0.6	9	65-1.3	10

PLAYER PROFILES

34 **Kenny** **WALKER**

Forward



6-8

190

Junior

Roberta, Georgia

All-America candidate . . . Named to several preseason All-America teams (including Playboy) . . . Started every game last season except against LSU on senior night . . . Ranked second on the team in scoring, averaging 12.4 points, and ranked third on the team in rebounding, averaging 5.9 rebounds . . . Hit 55.5 percent from the field and 73.4 percent from the line . . . Led team by averaging 32 minutes per game . . . Led team with 31 steals . . . Blocked 22 shots . . . Led team in scoring seven times, in rebounding eight times . . . Scored in double figures 26 times . . . Had double figures in rebounds four times . . . Scored nearly 60 percent of his points in the second half of games . . . Hit last second shot to enable UK to defeat Auburn in the SEC Tournament championship game . . . Top freshman in the SEC two years ago . . . Participated in the Olympic Trials last summer despite being injured . . . MVP at the National Sports Festival following freshman year and led the USA team to a gold medal in the Junior World Championships in Spain . . . Georgia player-of-the-year following an outstanding career at Crawford Co. High School . . . Averaged 28.5 points and 18 rebounds as a senior . . . Made nearly every prep All-America team . . . High school coach Clyde Zachary . . . Born Aug. 18, 1964 . . . Telecommunications major.






Yr.	G-GS	Minutes	Field Goals	Free Throws	Rebounds	A	Points	High
Fr. (82-83)	31-3	599-19.3	88-144-61.1	51-77-66.2	151-4.9	18	227-7.3	23
So. (83-84)	34-33	1087-32.0	171-308-55.5	80-109-73.4	200-5.9	44	422-12.4	22
Totals	65-36	1686-25.9	259-452-57.3	131-186-70.4	351-5.4	62	649-10.0	23

PLAYER PROFILES

15^{Ed} DAVENDER


Guard 6-1 165 Freshman Brooklyn, New York

Named to nearly every prep All-America team . . . Averaged 29 points last season at Boys and Girls High School . . . Played first three years at Alexander Hamilton High School, where he averaged 11 ppg. as a freshman, 22 ppg. as a sophomore, and 31 ppg. as a junior . . . Chosen All-NYC as both a junior and a senior . . . Scored 16 points in the McDonalds' Classic all-star game . . . Played on two city championship teams . . . Broke Alexander Hamilton scoring records formerly held by LSU standout Jerry Reynolds . . . High school coach Paul Brown . . . Born May 26, 1966 . . . Has not decided on a major.



55^{Cedric} JENKINS

Forward 6-8 185 Freshman Dawson, Georgia






Named to several prep All-America teams . . . Georgia Class AA player-of-the-year after leading Terrell Co. High School to a 28-0 record and a state championship . . . Averaged 25 points, 16 rebounds, and five blocked shots a game as a senior . . . As a junior, he led his team to a 24-6 record and a second place finish in the state . . . Voted the Good Citizen Award by the faculty at Terrell Co. High . . . Scored high school career-high 38 points . . . High school coach Robert Aaron . . . Born May 25, 1965 . . . Computer science major.

PLAYER PROFILES

**44 Robert
LOCK**


Center 6-9 235 Freshman Reedley, California

Named to most prep All-America teams . . . Started four years for Reedley High School . . . Averaged 21.7 points and 13.4 rebounds as a senior . . . Team finished 22-4 . . . Averaged 24 points and 15 rebounds during playoff games . . . Hit 58 percent from the floor as a senior . . . Played in Derby Classic and Thoroughbred Classic all-star games . . . Was on the 7-UP Junior Select Team that toured Europe last summer . . . Is well advanced toward getting his pilot's license . . . High school coach Jim Blied . . . Born May 22, 1966 . . . Business administration major.



**42 Richard
MADISON**

Forward 6-6 215 Freshman Memphis, Tennessee






Made most every prep All-America team . . . Named player-of-the-year in Tennessee . . . Got off to a slow start as a senior after the Northside High School football team (he was the quarterback) made the state playoffs . . . Averaged more than 20 points and 10 rebounds as a senior . . . A multi-sport standout, as a baseball pitcher his fastball has been clocked at more than 90 mph . . . Won the slam dunk contest at the Los Angeles McDonalds' all-star game . . . High school coach Marion Brewer . . . Born Jan. 16, 1965 . . . Undecided on major.

PLAYER PROFILES

32 Todd
ZIEGLER

Forward 6-6 195 Freshman Louisville, Kentucky

Senior season at Jeffersontown High School hampered by nagging injuries and a midseason coaching change . . . In spite of injuries, he averaged 13.4 points and more than 10 rebounds a contest . . . Averaged 20 points and 10 rebounds as a junior . . . Played in the Thoroughbred Classic and Derby Classic all-star games . . . High school coach Tom Braden . . . Born Oct. 16, 1966 . . . Business administration major.



ROSTER



1984-85 UNIVERSITY OF KENTUCKY BASKETBALL ROSTER

No.	Name	Pos.	Ht.	Wt.	Class	Age	Ltrs.	Hometown (High School)
00	Leroy Byrd	G	5-5	145	Jr.	20	1L	Lexington, Ky. (Bryan Station)
10	James Blackmon	G	6-2	180	So.	20	1L	Marion, Ind. (Marion)
14	Paul Andrews	G	6-2	180	So.	19	1L	London, Ky. (Laurel Co.)
15	Ed Davender	G	6-1	165	Fr.	18	—	Brooklyn, N.Y. (Boys and Girls)
23	Roger Harden	G	6-1	165	Jr.	20	2L	Valparaiso, Ind. (Valparaiso)
24	Bret Bearup	F-C	6-9	230	Sr.	23	3L	Centerport, N.Y. (Harborfields)
25	Winston Bennett	F	6-6	210	So.	19	1L	Louisville, Ky. (Male)
32	Todd Ziegler	F	6-6	195	Fr.	18	—	Louisville, Ky. (Jeffersontown)
40	Troy McKinley	F	6-5	195	Sr.	21	3L	Independence, Ky. (Simon Kenton)
42	Richard Madison	F	6-6	215	Fr.	19	—	Memphis, Tenn. (Northside)
44	Robert Lock	C	6-9	235	Fr.	18	—	Reedley, Calif. (Reedley)
55	Cedric Jenkins	F	6-8	185	Fr.	19	—	Dawson, Ga. (Terrell Co.)

HEAD COACH: Joe B. Hall (Kentucky '55)

ASSOCIATE COACH: Leonard Hamilton (UT-Martin '70)

ASSISTANT COACHES: Jim Hatfield (Eastern '65)


Lake Kelly (Georgia Tech '56)

GRADUATE ASSISTANT: Wayne Breeden



TRAINER: Walt McCombs

EQUIPMENT MANAGER: Billy Keightley

STUDENT MANAGER: Randy Azbill



WILDCAT ACTION



OPPONENTS



OPPONENTS

TOLEDO

1984-85 Schedule

Nov. 27 at Kentucky
Dec. 1 ARIZONA
Dec. 5 WITTENBERG
Dec. 8 DETROIT
Dec. 15 ALCORN STATE
Dec. 17 at Tampa
Dec. 22 BRADLEY
Dec. 28, 29 BLADE-GLASS CITY CLASSIC
Jan. 2 at Western Michigan
Jan. 5 at Northern Illinois
Jan. 9 KENT STATE
Jan. 12 at Ball State
Jan. 16 MIAMI
Jan. 19 at Ohio
Jan. 23 CENTRAL MICHIGAN
Jan. 26 at Bowling Green
Jan. 30 EASTERN MICHIGAN
Feb. 2 NORTHERN ILLINOIS
Feb. 6 at Kent State
Feb. 9 BALL STATE
Feb. 13 at Miami
Feb. 16 OHIO
Feb. 20 at Central Michigan
Feb. 23 BOWLING GREEN
Feb. 27 at Eastern Michigan
Mar. 2 WESTERN MICHIGAN

Game 1 — Nov. 27 in Lexington — 7:30 p.m. EST (UK TV-Delayed)


Location: Toledo, OH 43606
 Enrollment: 22,500
 Founded: N/A
 President: Dr. Glen R. Driscoll
 Conference: Mid-American
 Nickname: Rockets
 Colors: Midnight Blue and Gold
 Arena: Centennial Hall (9,000)
 Athletics Director: Vern Smith
 (O) 419-537-4184
 Head Coach: Bob Nichols
 (O) 419-537-4187
 Record at Toledo: 338-165 (19 years)
 Career Record: 338-165 (19 years)
 Best Time to Call: 8-10 a.m.
 Assistant Coaches: Tim Selgo (Toledo '80)
 Stan Joplin (Toledo '79)
 Max E. Gerber
 (O) 419-537-2675
 (H) 419-885-4043
 Sports Info. Director:

1983-84 Record: 18-11
 Conference Record: N/A
 Series Record: First Meeting
 Chief Losses: Tim Reiser (6-1, G, 9.9 ppg)
 John Green (6-2, G, 4.9 ppg)
 Reeves Northrup (6-6, F, 1.4 ppg)
 Ken Epperson (6-6, F, Sr., 20.4 ppg)
 Jay Gast (6-1, G, Sr., 12.2 ppg)
 Blake Burnham (6-7, F, So., 6.4 ppg)
 Bob Borchardt (6-0, G, Jr., 5.3 ppg)
 Jim Lange (6-7, F-C, Sr., 7.0 ppg)
 Shon Smith (6-6, F, Fr.)
 Jeff Coil (6-11, C, Fr.)
 Jeff Harr (6-5, F, Fr.)
 William Lyle (5-10, G, Fr.)


Top Returnees:

Outstanding Newcomers:

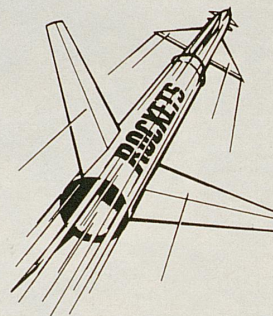
UT Lexington
 Road Headquarters: TBA



Bob Nichols



Ken Epperson



PURDUE

1984-85 Schedule

Nov. 24 at Tampa
Dec. 1 KENTUCKY
Dec. 5 MIAMI (O)
Dec. 8 SOUTH CAROLINA
Dec. 15 FREDONIA STATE
Dec. 17 EVANSVILLE
Dec. 20 SOUTHERN ILLINOIS
Dec. 22 SOUTHEAST MISSOURI STATE
Dec. 28-29 Sun Bowl Classic
Jan. 3 at Iowa
Jan. 5 at Minnesota
Jan. 10 MICHIGAN STATE
Jan. 12 MICHIGAN
Jan. 16 at Northwestern
Jan. 19 at Wisconsin
Jan. 24 INDIANA
Jan. 26 OHIO STATE
Jan. 30 ILLINOIS
Feb. 7 at Michigan
Feb. 9 at Michigan State
Feb. 14 WISCONSIN
Feb. 16 NORTHWESTERN
Feb. 21 at Ohio State
Feb. 23 at Indiana
Mar. 2 at Illinois
Mar. 7 MINNESOTA
Mar. 9 IOWA

Game 2 — Dec. 1 in West Lafayette — 9:05 p.m. EST (UK TV - Live)


Location: West Lafayette, IN 47907
 Enrollment: 31,856
 Founded: 1869
 President: Steven C. Beering
 Conference: Big Ten
 Nickname: The Boilermakers
 Colors: Old Gold and Black
 Arena: Mackey Arena (14,123)
 Athletics Director: George S. King, Jr.
 (O) 317-494-3189
 Head Coach: Gene Keady (Kansas State '58)
 (O) 317-494-3214
 Record at Purdue: 82-34 (4 years)
 Career Record: 409-155 (22 years)
 Best Time to Call: Call SID
 Assistant Coaches: Bruce Weber (Wis.-Milwaukee '78)
 Paul Curtis (Ball State '56)
 Tony Branch (Louisville '80)
 Kevin Stallings (Purdue '82)
 SID: Jim Vnuggink
 (O) 317-494-3200
 (H) 317-463-6570

1983-84 Record: 22-7
 Conference Record: 15-3 (1st, Tie)
 Series Record: UK leads 4-1 since 1949
 UK in West Lafayette: 1-0
 Last Game: UK 86, PU 67 (1983) in Louisville
 Coach Hall vs. PU: 2-0
 Chief Losses: Jim Rowinski (6-8, C, 15.0 ppg)
 Ricky Hall (6-1, G, 10.7 ppg)
 Curt Clawson (6-5, G, 5.3 ppg)
 Steve Reid (5-9, G, 12.3 ppg)
 James Bullock (6-6, G, 10.7 ppg)
 Mark Atkinson (6-7, F, 8.1 ppg)
 Troy Lewis (6-4, G, Fr.)
 Everette Stephens (6-2, G, Fr.)
 Dave Stack (6-6, F, Fr.)
 Todd Mitchell (6-6, F, Fr.)
 Jeff Arnold (6-10, C, Fr.)
 Robert Littlejohn (6-9, C, Fr.)

UK West Lafayette
 Road Headquarters: Sheraton-University Inn, 317-463-5511



Gene Keady



Steve Reid



SOUTHERN METHODIST

1984-85 Schedule

Nov. 24 TEXAS SOUTHERN
 Dec. 1 NORTHWEST LOUISIANA
 Dec. 4 at Kentucky
 Dec. 8 CENTENARY
 Dec. 14-15 Dallas Morning News Classic
 Dec. 17 CAMPBELL
 Dec. 19 NORTH TEXAS STATE
 Dec. 22 Oklahoma (in Hawaii)
 Dec. 25 at Chaminade
 Jan. 2 at Rice
 Jan. 5 ARKANSAS
 Jan. 9 BAYLOR
 Jan. 12 at Texas A&M
 Jan. 13 North Carolina (in Greensboro)
 Jan. 19 TCU
 Jan. 23 at Texas
 Jan. 26 at Texas Tech
 Jan. 27 at Villanova
 Jan. 30 HOUSTON
 Feb. 2 RICE
 Feb. 6 at Arkansas
 Feb. 9 at Baylor
 Feb. 13 TEXAS A&M
 Feb. 16 LOUISVILLE
 Feb. 20 at TCU
 Feb. 23 TEXAS
 Feb. 27 TEXAS TECH
 Mar. 2 at Houston
 Mar. 8-10 SWC Tournament

Game 3 — Dec. 4 in Lexington — 8:05 p.m. EST UK TV-Live)

Location: Dallas, TX 75275
 Enrollment: 9,269
 Founded: 1911
 President: Dr. L. Donald Shields
 Conference: Southwest
 Nickname: Mustangs
 Colors: Red and Blue
 Arena: Moody Coliseum (9,007)
 Athletics Director: Bob Hitch

Head Coach: Dave Bliss (Cornell '65)
 (O) 214-692-3501

Record at SMU: 57-60 (4 years)
 Career Record: 134-122 (9 years)
 Best Time to Call: 9:30 a.m.-Noon
 Assistant Coaches: Doug Ash (Hanover '71)
 John Underwood (Texas A&M '68)
 Paul Graham (North Texas State '74)


SID: Larry White
 (O) 214-692-2883

Basketball Contact: Paul Ridings, Jr.
 (O) 214-692-2883
 (H) 214-821-1318


1983-84 Record: 25-8
 Conference Record: 12-4 (3rd)
 Series Record: UK leads 3-1 since 1956
 SMU in Lexington: 0-3
 Last Game: UK 110, SMU 86 (1976) in Lexington
 Coach Hall vs. SMU: 1-0
 Chief Losses: Chuck Anderson (6-5, F, 2.5 ppg)
 Dave Gadis (6-0, G, 1.1 ppg)

Top Returnees: Jon Koncak (7-0, C, Sr., 15.5 ppg)
 Larry Davis (6-7, F, Sr., 14.9 ppg)
 Carl Wright (6-5, G, Jr., 14.6 ppg)
 Butch Moore (5-10, G, Jr., 10.2 ppg)
 Kevin Lewis (6-6, F, Jr., 7.9 ppg)
 Outstanding Newcomers: Terry Thomas (6-8, F, Fr.)
 Glenn Puddy (6-9, C, Fr.)
 Alan Cozart (6-5, F, Fr.)
 Coyle Winborn (6-7, F, Fr.)

SMU Lexington
 Road Headquarters: TBA



Dave Bliss



Jon Koncak



INDIANA

1984-85 Schedule

Nov. 24 LOUISVILLE
 Dec. 1 OHIO
 Dec. 4 at Notre Dame
 Dec. 8 KENTUCKY
 Dec. 11 at Iowa State
 Dec. 14-15 Indiana Classic
 Dec. 22 at Kansas State
 Dec. 29-30 Hoosier Classic
 Jan. 2 at Michigan
 Jan. 5 at Michigan State
 Jan. 10 NORTHWESTERN
 Jan. 12 WISCONSIN
 Jan. 19 at Ohio State
 Jan. 24 at Purdue
 Jan. 27 at Illinois
 Jan. 31 IOWA
 Feb. 2 MINNESOTA
 Feb. 7 at Wisconsin
 Feb. 9 at Northwestern
 Feb. 14 OHIO STATE
 Feb. 21 ILLINOIS
 Feb. 23 PURDUE
 Feb. 28 at Minnesota
 Mar. 3 at Iowa
 Mar. 7 MICHIGAN STATE
 Mar. 10 MICHIGAN

Game 4 — Dec. 8 in Bloomington — 3:35 p.m. EST (NBC)

Location: Bloomington, IN 47405
 Enrollment: 33,000
 Founded: 1820
 President: Dr. John Ryan
 Conference: Big Ten
 Nickname: Hoosiers
 Colors: Cream and Crimson
 Arena: Assembly Hall (17,357)
 Athletics Director: Ralph Floyd

Head Coach: Bobby Knight (Ohio State '62)
 (O) 812-335-1966

Record at Indiana: 296-93 (13 years)
 Career Record: 398-143 (19 years)
 Best Time to Call: 10 a.m.-Noon, Mon. - Thurs.
 Assistant Coaches: Jim Crews (Indiana '76) Kohn Smith (Southern Utah '74)
 Royce Waltman (Slippery Rock '64)
 Joby Wright (Indiana '80)
 Kit Klingelhoffer
 (O) 812-335-2421
 (H) 812-332-4990


SID:

1983-84 Record: 22-9
 Conference Record: 13-5 (3rd)
 Series Record: UK leads 15-12 since 1924
 UK at Bloomington: 3-6
 Last Game: UK 59, IU 54 (1983) in Lexington
 Coach Hall vs. IU: 8-7
 Chief Losses: Chuck Franz (6-2, G, 3.7 ppg)
 Steve Alford (6-2, G, So., 15.5 ppg)
 Uwe Blab (7-2, C, Sr., 11.8 ppg)
 Marty Simmons (6-5, F, So., 9.4 ppg)
 Stew Robinson (6-1, G, Jr., 7.9 ppg)
 Mike Giomi (6-8, F, Jr., 8.7 ppg)
 Dan Dakich (6-5, G, Sr., 3.9 ppg)
 Winston Morgan (6-5, G-F, Sr., 6.7 ppg)
 Outstanding Newcomers: Delray Brooks (6-5, G, Fr.)
 Steve Eyl (6-6, F, Fr.)
 Joe Hillman (6-2, G, Fr.)
 Magnus Pelkowski (6-10, C, Fr.)
 Brian Slone (6-8, F, Fr.)
 Kreigh Smith (6-8, F, Fr.)

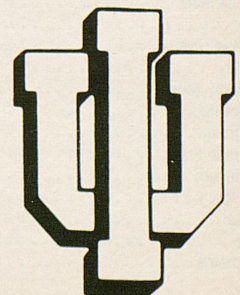
UK Bloomington
 Road Headquarters: Holiday Inn, 812-332-9453



Bobby Knight



Steve Alford



U.K.I.T. INFORMATION

**32nd Annual
University of Kentucky
Invitational Tournament
Rupp Arena —
Dec. 21-22, 1984**

First Night

James Madison vs. Cincinnati — 7 p.m. EST
East Tennessee State vs. Kentucky — 9:05 p.m. EST (UK TV-Live)

Second Night

Consolation Game — 7 or 7:05 p.m. EST
Championship Game — 9 or 9:05 p.m. EST
(UK Game on UK TV-Live at either 7:05 or 9:05 p.m. EST)

James Madison

First appearance in UKIT
Location: Harrisonburg, VA 22807
Enrollment: 9,300
Founded: 1908
President: Dr. Ronald E. Carrier
Conference: ECAC South
Nicknames: Dukes
Colors: Purple and Gold
Athletics Director: Dean Ehlers
Head Coach: Lou Campanelli (Montclair State '60)
(O) 703-568-6154
Best Time to Call: 8:30 - 11 a.m.
Assistant Coaches: John Thurston (Seton Hall '70)
Bill Leatherman (Milligan '66)
SID: Ken Ries
(O) 703-568-6154 (H) 703-433-8491
1983-84 Record: 15-14
Top Returnees: Eric Brent (6-3, G, 9.0 ppg), Eric Esch (6-9, C, 7.7 ppg), George Kingland (6-6, G, 7.3 ppg), Greg Mosten (6-7, F, 6.1 ppg)

Cincinnati

Second appearance in UKIT
No Titles
Location: Cincinnati, OH 45221
Enrollment: 38,000
Founded: 1819
President: TBA
Conference: Metro
Nickname: Bearcats
Colors: Red and Black
Athletics Director: TBA
Head Coach: Tony Yates (Cincinnati '63)
(O) 513-475-5091
Best Time to Call: 10 a.m. - 2 p.m.
Assistant Coaches: Jim Dudley (Wake Forest '58)
Mark Pittman (Illinois '77)
Ken Turner (Southwestern State '72)
SID: Tom Hathaway
(O) 513-475-5091 (H) 513-385-2728
1983-84 Record: 3-25
Top Returnees: Tony Wilson (6-0, G, 8.0 ppg), Joe Stiffend (6-3, F, 7.4 ppg), Derrick McMillan (6-2, G, 5.7 ppg), Myron Hughes (6-7, F, Red-shirt)

East Tennessee State

First Appearance in the UKIT
Location: Johnson City, TN 37614
Enrollment: 10,022
Founded: 1911
President: Dr. Ronald Beller
Conference: Southern
Nickname: Buccaneers
Colors: Blue and Gold
Athletics Director: Barry Dowd
Head Coach: Barry Dowd (Texas '58)
(O) 615-929-4343
Best Time to Call: 8:30 a.m. - 12 noon
Assistant Coaches: Phil Worrell (Milligan '59)
Paul Johnson (Belhaven '78)
Vince Lowry (Milligan '59)
SID John Cathey
(O) 615-929-4220 (H) 615-926-5302
1983-84 Record: 9-19
Top Returnees: James Tandy (6-3, G, 16.2 ppg), James Hildebrand (6-9, C, 7.1 ppg), Wes Stallings (5-11, G, 6.3 ppg), David Vaught (6-8, F, 5.4 ppg)

UKIT PARTICIPANTS THROUGH THE YEARS

(Listed Alphabetically)

Team	Record	Titles	Years Played	Team	Record	Titles	Years Played
Air Force	Won 0, Lost 2		1965	Georgia Tech	Won 0, Lost 2		1975
Alabama-Birmingham	Won 1, Lost 1		1980	Idaho State	Won 1, Lost 2		1980
Alaska	Won 0, Lost 2		1980	Illinois	Won 5, Lost 3	'64, '78	1956, '60, '64, '78
Arizona State	Won 1, Lost 1		1975	Indiana	Won 1, Lost 1		1965
Army	Won 1, Lost 1		1968	Iowa	Won 0, Lost 2		1962
Bowling Green	Won 0, Lost 2		1976	Jacksonville	Won 1, Lost 1		1981
Bradley	Won 0, Lost 2		1968	Kansas State	Won 3, Lost 3		1961, '66, '70
Brigham Young	Won 1, Lost 1		1983	KENTUCKY	Won 54, Lost 8	(23)	(Every)
California	Won 2, Lost 6		1960, '65, '71, '79	LaSalle	Won 2, Lost 2	1953, '54	
Cincinnati	Won 1, Lost 1		1967	Michigan	Won 1, Lost 2		1968
Colorado State	Won 1, Lost 1		1972	Minnesota	Won 1, Lost 3		1955, '57
Dartmouth	Won 0, Lost 2		1973	Missouri	Won 1, Lost 1		1971
Dayton	Won 4, Lost 6	'55	1955-6, '64, '67, '69	Navy	Won 0, Lost 2		1970
DePaul	Won 0, Lost 2		1970	Nebraska	Won 0, Lost 2		1972
Duke	Won 1, Lost 3		1953, '69	North Carolina	Won 1, Lost 3		1957, '59
Dugmesne	Won 0, Lost 2		1982	Ohio State	Won 1, Lost 3		1958, '73
				Oklahoma State	Won 2, Lost 2		1958, '74

U.K.I.T. INFORMATION

Team	Record	Titles	Years Played
Oregon	Won 1, Lost 1		1972
Oregon State	Won 3, Lost 3		1952, '56, '75
Penn State	Won 0, Lost 2		1966
Princeton	Won 2, Lost 2		1963, '71
Portland State	Won 1, Lost 2		1977
Purdue	Won 3, Lost 1	'70	1970, '79
Tulane	Won 1, Lost 1		1982
St. John's	Won 1, Lost 1		1977
St. Louis	Won 3, Lost 1	'60	1959, '60
Seattle	Won 0, Lost 2		1977
Seton Hall	Won 1, Lost 1		1981
South Carolina	Won 1, Lost 1		1967
Southern Carolina	Won 1, Lost 1	195	
Southern Methodist	Won 2, Lost 2		1956, '79
Stanford	Won 1, Lost 1		1973
Syracuse	Won 0, Lost 3		1978
Tennessee	Won 1, Lost 1		1961
Texas A&M	Won 1, Lost 1		1978
Rutgers	Won 1, Lost 1		1982
UCLA	Won 1, Lost 1		1953
Utah	Won 2, Lost 4	'75	1954, '55, '76
Utah State	Won 0, Lost 2		1981
Villanova	Won 1, Lost 1		1974
Virginia Commonwealth	Won 1, Lost 1		1983
Wake Forest	Won 1, Lost 1		1963
Washington State	Won 0, Lost 2		1974
West Virginia	Won 7, Lost 5	'57, '59	1957-8-9, '62, '64, '76
Wisconsin	Won 0, Lost 2		1963
Wyoming	Won 0, Lost 2		1983
Xavier	Won 0, Lost 2		1961

U.K.I.T. INDIVIDUAL SINGLE GAME RECORDS

Most Points Scored (Bill Bradley, Princeton vs. Wisconsin — 3rd Place Game 1963)	47
Most Field Goal Attempts (Freeman Williams, Portland State vs. Kentucky — 1st Round Game, 1977)	40
Most Field Goals (Bill Bradley, Princeton vs. Wisconsin — 3rd Place Game, 1963)	16
Most Free Throws Attempted (Rick Robertson, Cincinnati vs. South Carolina — 1st Round, 1967)	21
Most Rebounds (Ron Johnson, Minnesota vs. North Carolina — 1st Round, 1957; Rich Kelley, Stanford vs. Kentucky — Championship Game, 1973)	27

U.K.I.T. TEAM SINGLE GAME RECORDS

Most Points Scored (Kentucky 114 vs. Portland State — 1st Round, 1977)	114
Most Points Both Teams (Kentucky 112 vs. Michigan 104 — 1st Round, 1968)	216
Fewest Points Scored (Southern California vs. LaSalle — 1st Round, 1954)	38
Fewest Points Scored, Both Teams (LaSalle vs. Southern California — 1st Round, 1954)	87
Most Field Goals Attempted (Kentucky vs. DePaul — 1st Round, 1958)	100
Most Field Goals (Kentucky vs. DePaul — 1st Round, 1970) and vs. Portland State — 1st Round 1977)	46
Most Free Throws Attempted (St. Louis vs. West Virginia — 1st Round, 1959)	47
Most Free Throws Attempted, Both teams (Kentucky 43 and Illinois 37 — 1st Round, 1960)	80
Most Free Throws Made (St. Louis vs. West Virginia — 1st Round, 1959)	38

Most Rebounds (Dayton vs. West Virginia — Third Place Game, 1964, Purdue vs. Kentucky — Championship game, 1970)	74
Fewest Personal Fouls (Kentucky vs. SMU — 1956)	7
Most Personal Fouls (Kentucky vs. Washington State — 1st Round, 1974)	34
Most Personal Fouls, Both Teams (Kentucky 29 vs. Syracuse 33, Third Place Game, 1978)	62
Biggest Margin of Victory (Kentucky 19, Indiana 56 — Championship Game, 1965)	36
Smallest Margin of Victory (West Virginia 87 vs. St. Louis 86 — 1st Round, 1959 (Tied by St. Louis 54 vs. California 53 (1 QT) — 1st Round, 1960, Cincinnati 71 vs. Dayton 70, 3rd Place, 1967, Kentucky 61 vs. Purdue 60, Championship 1979)	1
Overtime Victories — St. Louis twice in 1960 (St. Louis 54 vs. California 43 (1 QT), St. Louis 74 vs. Kentucky 72 (1 QT))	
Best Shooting Percentage (Game) (West Virginia vs. Bowling Green — 2nd Round, 1976) (34 of 50)	68.0

HIGH POINT PERFORMERS BY YEARS

(Two Games)

1983 Deven Durrant (Brigham Young)	56	1966 Louie Dampier (Kentucky)	51
1982 Paul Thompson (Tulane)	51	1965 Louie Dampier (Kentucky)	46
1981 Dan Callandrillo (Seaton Hall)	51	1964 Henry Finkel (Dayton)	64
Mike Hackett (Jacksonville)	61	1963 Bill Bradley (Princeton)	77
1980 Byron Williams (Idaho State)	38	1962 Cotton Nash (Kentucky)	57
1979 Billy Allen (SMU)	45	1961 Larry Pursiful (Kentucky)	60
1976 Dale Schackleford (Syracuse)	40	1960 Bill Lickert (Kentucky)	43
1977 Freeman Williams (Portland State)	76	1959 Jerry West (West Virginia)	48
1976 Jeff Judkins (Utah)	53	1958 Jerry West (West Virginia)	48
1975 Don Smith (Ore. St.)		1957 Ron Johnson (Minnesota)	56
Rick Taylor (Ariz. St.)	40	1956 Jim Krebs (S.M.U.)	47
1974 Ronnie Daniel (Okla. St.)	56	1955 Jim Paxson (Dayton)	51
1973 Kevin Grevey (Kentucky)	50	1954 Phil Grawmeyer (Kentucky)	41
1972 Jim Andrews (Kentucky)	50	1953 Cliff Hagan (Kentucky)	55
1971 Brian Taylor (Princeton)	66		
Mike Casey (Kentucky)	53		
1969 Dan Issel (Kentucky)	60		
1966 Dan Issel (Kentucky)	56		
1967 Mike Casey (Kentucky)	46		

TOURNAMENTS

U.K.I.T. HISTORY

- 1953 CHAMPIONSHIP GAME: Kentucky 73, LaSalle 60.
Consolation: UCLA 72, Duke 67.
First Round: LaSalle 62, UCLA 53; Kentucky 85, Duke 69.
Attendance: 16,714.
- 1954 CHAMPIONSHIP GAME: Kentucky 63, LaSalle 54.
Consolation: Southern California 54, Utah 52.
First Round: LaSalle 49, Southern California 38; Kentucky 70, Utah 65.
Attendance 17,973.
- 1955 CHAMPIONSHIP GAME: Dayton 89, Kentucky 74.
Consolation: Minnesota 90, Utah 77.
First Round: Dayton 77, Utah 73; Kentucky 72, Minnesota 65.
Attendance. 19,185.
- 1956 CHAMPIONSHIP GAME: Kentucky 91, Illinois 70.
Consolation: Southern Methodist 67, Dayton 59.
First Round: Illinois 82, Dayton 65; Kentucky 72, Southern Methodist 67. Attendance: 15,753.
- 1957 CHAMPIONSHIP GAME: West Virginia 75, North Carolina 64.
Consolation: Kentucky 78, Minnesota 67.
First Round: North Carolina, Minnesota 67; West Virginia 77, Kentucky 70.
Attendance: 20,956.
- 1958 CHAMPIONSHIP GAME: Kentucky 97, West Virginia 91.
Consolation: Oklahoma State 63, Ohio State 59.
First Round: West Virginia 67, Oklahoma St. 49; Kentucky 95, Ohio State 76.
Attendance: 20,386.
- 1959 CHAMPIONSHIP GAME: West Virginia 79, Kentucky 70.
Consolation: St. Louis 68, North Carolina 52.
First Round: West Virginia 87, St. Louis 86; Kentucky 76, North Carolina 70.
Attendance: 22,713.
- 1960 CHAMPIONSHIP GAME: St. Louis 74, Kentucky 72 (1 OT).
Third Place: California 72, Illinois 54.
First Round: St. Louis 54, California 53 (1 OT); Kentucky 83, Illinois 78.
Attendance: 15,095.
- 1961 CHAMPIONSHIP GAME: Kentucky 80, Kansas State 67.
Third Place: Tennessee 75, Xavier 70.
First Round: Kansas State 75, Xavier 67; Kentucky 96, Tennessee 69.
Attendance: 16,013.
- 1962 CHAMPIONSHIP GAME: Kentucky 79, West Virginia 75.
Third Place: Oregon State 61, Iowa 55.
First Round: West Virginia 70, Oregon State 65; Kentucky 94, Iowa 69.
Attendance : 22,138.
- 1963 CHAMPIONSHIP GAME: Kentucky 98, Wake Forest 75.
Third Place: Princeton 90, Wisconsin 87.
First Round: Wake Forest 96, Princeton 67; Kentucky 108, Wisconsin 85.
Attendance: 22,111.
- 1964 CHAMPIONSHIP GAME: Illinois 91, Kentucky 86.
Third Place: Dayton 71, West Virginia 67.
First Round: Illinois 104, Dayton 86; Kentucky 102, West Virginia 78.
Attendance: 22,604.
- 1965 CHAMPIONSHIP GAME: Kentucky 91, Indiana 56.
Third Place: California 75, Air Force 70.
First Round: Indiana 71, California 64; Kentucky 78, Air Force 58.
Attendance: 21,069.
- 1966 CHAMPIONSHIP GAME: Kentucky 83, Kansas State 79.
Third Place: Oregon State 64, Penn State 61.
First Round: Kansas State 63, Penn State 59; Kentucky 96, Oregon State 66.
Attendance: 21,318.
- 1967 CHAMPIONSHIP GAME: Kentucky 76, South Carolina 66.
Third Place: Cincinnati 71, Dayton 70.
First Round: South Carolina 64, Cincinnati 61; Kentucky 88, Dayton 85.
Attendance: 22,371.
- 1968 CHAMPIONSHIP GAME: Kentucky 80, Army 65.
Third Place: Michigan 95, Bradley 93.
First Round: Army 54, Bradley 52; Kentucky 112, Michigan 104.
Attendance: 23,000.
- 1969 CHAMPIONSHIP GAME: Kentucky 98, Duke 76.
Third Place: Dayton 83, Navy 69.
First Round: Duke 72, Dayton 67; Kentucky 73, Navy 59.
Attendance: 23,365.
- 1970 CHAMPIONSHIP GAME: Purdue 89, Kentucky 83.
Third Place: Kansas State 78, DePaul 68.
First Round: Purdue 87, Kansas State 68; Kentucky 106, DePaul 85.
Attendance: 23,462.
- 1971 CHAMPIONSHIP GAME: Kentucky 96, Princeton 82.
Third Place: Missouri 82, California 70.
First Round: Princeton 85, California 59; Kentucky 83, Missouri 79.
Attendance: 22,337.
- 1972 CHAMPIONSHIP GAME: Kentucky 95, Oregon 68.
Third Place: Colorado State 57, Nebraska 51.
First Round: Oregon 73, Colorado State 89; Kentucky 85, Nebraska 60.
Attendance: 23,100.
- 1973 CHAMPIONSHIP GAME: Kentucky 78, Stanford 77.
Third Place: Ohio State 85, Dartmouth 80.
First Round: Stanford 68, Ohio State 53; Kentucky 102, Dartmouth 77.
Attendance: 23,116.
- 1974 CHAMPIONSHIP GAME: Kentucky 90, Oklahoma 65.
Third Place: Villanova 92, Washington State 83.
First Round: Oklahoma State 88, Villanova 75; Kentucky 97, Washington State 75.
Attendance: 22,489.

TOURNAMENTS

- 1975 CHAMPIONSHIP GAME: Kentucky 82, Oregon State 74.
Third Place: Arizona State 85, Georgia Tech 70.
First Round: Oregon State 87, Arizona State 83; Kentucky 66, Georgia Tech. 64.
Attendance: 23,000.
- 1976 CHAMPIONSHIP GAME: Utah 70, Kentucky 68.
Third Place: West Virginia 85, Bowling Green 78.
First Round: Utah 74, West Virginia 70; Kentucky 77, Bowling Green 59.
Attendance: 37,297
- 1977 CHAMPIONSHIP GAME: Kentucky 102, St. John's 72.
Third Place: Portland State 82, Seattle 76.
First Round: St. John's 77, Seattle 60; Kentucky 114, Portland State 88.
Attendance: 46,944.
- 1978 CHAMPIONSHIP GAME: Illinois 71, Texas A&M 57.
Third Place: Kentucky 94, Syracuse 87.
First Round: Illinois 64, Syracuse 61; Texas A&M 73, Kentucky 69.
Attendance: 46,544.
- 1979 CHAMPIONSHIP GAME: Kentucky 61, Purdue 60.
Third Place: SMU 97, California 88.
First Round: Purdue 85, SMU 60; Kentucky 78, California 52.
Attendance: 47,536.
- 1980 CHAMPIONSHIP GAME: Kentucky 61, Alabama-Birmingham 53
Third Place: Idaho State 91, Alaska 81
First Round: Alabama-Birmingham 68, Idaho State 55; Kentucky 91, Alaska 56.
Attendance: 47,670
- 1981 CHAMPIONSHIP GAME: Kentucky 98, Seton Hall 74.
Third Place: Jacksonville 89, Utah State 82.
First Round: Seton Hall 85, Utah State 77; Kentucky 107, Jacksonville 81.
Attendance: 47,422.
- 1982 CHAMPIONSHIP GAME: Kentucky 80, Tulane 61.
Third Place: Rutgers 58, Duquesne 51
First Round: Tulane 55, Rutgers 54; Kentucky 55, Duquesne 42
Attendance: 47,928
- 1983 CHAMPIONSHIP GAME: Kentucky 93, Brigham Young 59
Third Place: Virginia Commonwealth 70, Wyoming 57
First Round: Brigham Young 81, Virginia Commonwealth 77; Kentucky 66, Wyoming 40

TOURNAMENT TRAIL

KENTUCKY in the UKIT

(31 Appearances — 23 Championships)

- 1983 Won 2, Lost 0 Deafated Wyoming and Brigham Young
1982 Won 2, Lost 0 Deafated Duquesne and Tulane.
1981 Won 2, Lost 0 Deafated Jacksonville and Seton Hall.
1980 Won 2, Lost 0 Deafated Alaska and Alabama-Birmingham.
1979 Won 2, Lost 0 Deafated California and Purdue for title.
1978 Won 1, Lost 1 Eliminated by Texas A&M in first game.
Deafated Syracuse for third place.
1977 Won 2, Lost 8 Deafated Portland St. and St. John's for title.
1976 Won 1, Lost 1 Lost championship to Utah
1975 Won 2, Lost 0 Deafated Georgia Tech. and Oregon State for title.
1974 Won 2, Lost 0 Deafated Washington State and Oklahoma State for title
1973 Won 2, Lost 0 Deafated Dartmouth and Stanford for Championship
1972 Won 2, Lost 0 Deafated Nebraska and Oregon for Championship
1971 Won 2, Lost 0 Deafated Missouri and Princeton for Championship
1970 Won 1, Lost 1 Lost championship to Purdue
1969 Won 2, Lost 0 Deafated Navy and Duke for Championship
1968 Won 2, Lost 0 Deafated Michigan and Army for Championship
1967 Won 2, Lost 0 Deafated Dayton and South Carolina for Championship
1966 Won 2, Lost 0 Deafated Kansas State for Championship
1965 Won 2, Lost 0 Deafated Air Force and Indiana for Championship.
1964 Won 1, Lost 1 Lost championship to Illinois
1963 Won 2, Lost 0 Deafated Air Force and Indiana for Championship
1962 Won 2, Lost 0 Deafated Iowa and West Virginia for Championship
1961 Won 2, Lost 0 Deafated Tennessee and Kansas State for Championship
1960 Won 1, Lost 1 Lost championship to St. Louis
1959 Won 1, Lost 1 Lost championship to West Virginia
1957 Won 1, Lost 1 Eliminated by West Virginia in first game.
Deafated Minnesota for third place.
1956 Won 2, Lost 0 Deafated Southern Methodist and Illinois for Championship
1955 Won 1, Lost 1 Lost championship to Dayton
1954 Won 2, Lost 0 Deafated Utah and LaSalle for Championship.
1953 Won 2, Lost 0 Deafated Duke and LaSalle for Championship.

(For Dates, Sites and Scores See All-Time Record Section)

LOUISVILLE


1984-85 Schedule

Nov. 24 at Indiana
 Dec. 1 VIRGINIA COMMONWEALTH
 Dec. 7-8 . . . Wendy's Classic (Bowling Green, Ky.)
 Dec. 15 KENTUCKY
 Dec. 17 TAMPA
 Dec. 20 at Hawaii-Hilo
 Dec. 22 at Chaminade
 Dec. 25 Oklahoma (in Honolulu)
 Dec. 29 LOYOLA (CHICAGO)
 Jan. 3 SANTA CLARA
 Jan. 7 TULANE
 Jan. 12 at Florida State
 Jan. 16 Southern Mississippi
 Jan. 19 MEMPHIS STATE
 Jan. 21 at South Carolina
 Jan. 24 at Cincinnati
 Jan. 26 NORTH CAROLINA STATE
 Jan. 28 VIRGINIA TECH
 Feb. 2 DEPAUL
 Feb. 6 CINCINNATI
 Feb. 9 at Virginia
 Feb. 11 at Virginia Tech
 Feb. 16 at SMU
 Feb. 18 FLORIDA STATE
 Feb. 20 SOUTHERN MISSISSIPPI
 Feb. 24 at UCLA
 Feb. 26 at Tulane
 Feb. 28 SOUTH CAROLINA
 Mar. 2 at Memphis State
 Mar. 7-9 Metro Conference Tournament


Game 5 — Dec. 15 in Louisville — 8:05 p.m. EST (Turner Broadcasting)

Location: Louisville, KY 40292
 Enrollment: 20,000
 Founded: 1798
 President: Dr. Donald C. Swain
 Conference: Metro
 Nickname: Cardinals
 Colors: Red, Black and White
 Arena: Freedom Hall (19,000)
 Athletics Director: Bill Olsen
 Head Coach: Denny Crum (UCLA '58)
 Record at UL: 319-89 (13 years)
 Career Record: 319-89 (13 years)
 Best Time to Call: 10:30 a.m. - 11:30 a.m.
 Assistant Coaches: Bobby Doison (Western Kentucky '66)
 Wade Houston (Louisville '66)
 Jerry Jones (Valparaiso '56)
 SID: Kenny Klein
 (O) 502-588-6581
 (H) 502-491-2863


1983-84 Record: 24-11
 Conference Record: 11-3 (1st, Tie)
 Series Record: UK leads 10-4 since 1913
 UK at Louisville (vs. UL): 2-1
 Last Game: UK 72, UL 67 (1984) in NCAA Tournament in Lexington
 Coach Hall vs. UL: 2-1
 Chief Losses: Lancaster Gordon (6-3, G, 14.7 ppg)
 Charles Jones (6-8, C, 11.5 ppg)
 Milt Wagner (6-5, G, Sr., 16.6 ppg)
 Billy Thompson (6-7, F, Jr., 9.2 ppg)
 Manuel Forrest (6-6, F, Sr., 8.2 ppg)
 Jeff Hall (6-4, G, Jr., 8.3 ppg)
 Mark McSwain (6-7, F, So., 3.0 ppg)
 Barry Sumpter (6-11, C, So., 2.4 ppg)
 Kevin Walls (6-1, G, Fr.)
 Mike Abram (6-4, G-F, Fr.)
 Herbert Crook (6-7, F, Fr.)
 Outstanding Newcomers:
 UK Louisville
 Road Headquarters: Executive Inn, 502-367-6161



Denny Crum



Milt Wagner



Louisville

32nd Annual UKIT Dec. 21-22, 1984

KANSAS

1984-85 Schedule

Nov. 23-24 Great Alaskan Shootout
 Dec. 1 DETROIT
 Dec. 4 SOUTH DAKOTA STATE
 Dec. 5 MOREHEAD STATE
 Dec. 8 ABILENE CHRISTIAN
 Dec. 10 SOUTH CAROLINA STATE
 Dec. 15 HOUSTON
 Dec. 22 at George Washington
 Dec. 31 Kentucky (Louisville)
 Jan. 3 TEXAS SOUTHERN
 Jan. 5 Wichita State (Kansas City)
 Jan. 10 at South Alabama
 Jan. 12 DAYTON
 Jan. 16 IOWA STATE
 Jan. 19 at Oklahoma
 Jan. 23 MISSOURI
 Jan. 26 COLORADO
 Jan. 27 at Michigan
 Jan. 30 at Kansas State
 Feb. 2 at Nebraska
 Feb. 13 at Missouri
 Feb. 16 at Iowa State
 Feb. 20 KANSAS STATE
 Feb. 23 at Colorado
 Feb. 24 OKLAHOMA
 Feb. 27 NEBRASKA
 Mar. 2 at Oklahoma State
 Mar. 5 & 8-9 Big Eight Tournament


Game 8 — Dec. 31 in Louisville — 8:05 p.m. EST (UK TV-Live)

Location: Lawrence, KS 66045
 Enrollment: 26,200
 Founded: 1864
 President: Dr. Gene A. Budig
 Conference: Big Eight
 Nickname: Jayhawks
 Colors: Crimson and Blue
 Arena: Allen Field House (16,200)
 Athletics Director: Monte Johnson
 Head Coach: Larry Brown (North Carolina '63)
 Record at KU: 22-10 (1 year)
 Career Record: 64-27 (3 years)
 Best Time to Call: Mornings
 Assistant Coaches: Bob Hill (Bowling Green '71)
 Ed Manning (Jackson State)
 John Calipari (Clarion State '82)
 Sports Info. Director: Doug Vance
 (O) 913-864-3417
 (H) 913-841-1247

1983-84 Record: 22-10
 Conference Record: 9-5 (2nd)
 Series Record: UK leads 15-1 since 1950
 KU in Louisville: 0-2
 Last Game: UK 72, KU 50 (1983) in Lawrence
 Coach Hall vs. KU: 11-1
 Chief Losses: Carl Henry (6-5, G, 16.8 ppg)
 Kelly Knight (6-8, F, 11.4 ppg)
 Brian Martin (6-9, C-F, 5.1 ppg)
 Calvin Thompson (6-6, G, Jr., 11.3 ppg)
 Greg Dreiling (7-1, C, Jr., 7.9 ppg)
 Ron Kellogg (6-5, F, Jr., 6.1 ppg)
 Cedric Hunter (6-0, G, So., 4.2 ppg)
 Danny Manning (6-11, F, Fr.)
 Altonio Campbell (6-0, G, Fr.)
 Tyrone Jones (6-6, F, Fr.)
 Milton Newton (6-4, G, Fr.)
 Outstanding Newcomers:
 KU Louisville
 Road Headquarters: TBA
 UK Louisville
 Road Headquarters: Executive Inn, 502-367-6161



Larry Brown



Calvin Thompson



AUBURN


1984-85 Schedule

Nov. 24 STETSON
 Nov. 26 COLUMBUS COLLEGE
 Nov. 30 at Alabama-Birmingham
 Dec. 3 ARMSTRONG STATE
 Dec. 8 MERCER
 Dec. 12 RADFORD
 Dec. 21-22 Krystal Classic, Chattanooga
 Dec. 29 at West Virginia
 Jan. 2 at Kentucky
 Jan. 5 FLORIDA
 Jan. 9 at Tennessee
 Jan. 12 MISSISSIPPI STATE
 Jan. 16 ALABAMA
 Jan. 19 at Georgia
 Jan. 24 MISSISSIPPI
 Jan. 26 at LSU
 Jan. 30 at Vanderbilt
 Feb. 2 KENTUCKY
 Feb. 6 at Florida
 Feb. 9 TENNESSEE
 Feb. 13 at Mississippi State
 Feb. 16 at Alabama
 Feb. 21 GEORGIA
 Feb. 23 at Mississippi
 Feb. 27 LSU
 Mar. 2 VANDERBILT
 Mar. 6-9 SEC Tournament


Game 9 — Jan. 2 in Lexington — 8:05 p.m. EST (WTBS)
 Game 19 — Feb. 2 in Auburn — 1:35 p.m. EST (NBC)

Location: Auburn, AL 36849
 Enrollment: 18,600
 Founded: 1856
 President: Dr. James E. Martin
 Conference: Southeastern
 Nickname: Tigers
 Colors: Burnt Orange and Navy Blue
 Arena: Memorial Coliseum (12,500)
 Athletics Director: Pat Dye
 Head Coach: (O) 205-826-4750
 Sonny Smith (Milliga '58)
 (O) 205-826-4750
 83-88 (6 years)
 Record at Auburn: 113-111 (8 years)
 Career Record:
 Best Time to Call: 11 a.m. - 2 p.m.
 Assistant Coaches: Tevester Anderson (Ark. A.M.&N. '62)
 Lawrence Johnson (Emory & Henry '60)
 Mack McCarthy (Va. Tech '74)
 Sports Info. Director: David Housel
 (O) 205-826-4750
 (H) 205-887-7618
 Basketball Contact: TBA

1983-84 Record: 20-11
 Conference Record: 12-6 (2nd)
 Series Record: UK leads 52-11 since 1921
 UK in Auburn: 14-9
 AU in Lexington: 1-27
 Last Game: UK 51, AU 49 (1984) in SEC
 Tournament championship game
 22-4
 Coach Hall vs. AU: Charles Barkley (6-6, C, 15.1 ppg)
 Chief Losses: Greg Turner (6-7, F, 10.6 ppg)
 Frank Ford (6-4, G, So., 7.5 ppg)
 Chuck Person (6-8, F, Jr., 19.1 ppg)
 Gerald White (6-1, G, So., 8.0 ppg)
 Darren Guest (6-9, C, Fr.)
 Terrance Holland (6-1, G, Fr.)
 Johnny Lynn (6-2, G, Fr.)
 Jeff Moore (6-7, F-C, Fr.)
 Chris Morris (6-7, F, Fr.)
 AU Lexington
 Road Headquarters: Hyatt Regency (606-253-1234)
 UK Auburn
 Road Headquarters: Auburn Conf. Center & Motor Lodge
 (205-821-7001)



Sonny Smith



Chuck Person



©

N. CAROLINA STATE

1984-85 Schedule

Nov. 24 CAMPBELL
 Nov. 26 CALIFORNIA-SANTA BARBARA
 Dec. 3 HARTFORD
 Dec. 5 NORTH CAROLINA A&T
 Dec. 8 WESTERN CAROLINA
 Dec. 15 GEORGIA TECH
 Dec. 29 ST. FRANCIS (Pa.)
 Dec. 27-29 Holiday Festival (New York)
 Jan. 2 at Maryland
 Jan. 5 at Kentucky
 Jan. 8 VIRGINIA
 Jan. 10 at Clemson
 Jan. 16 at North Carolina
 Jan. 19 FLORIDA STATE
 Jan. 24 DUKE
 Jan. 26 at Louisville
 Jan. 30 at Georgia Tech
 Feb. 2 at Wake Forest
 Feb. 6 CLEMSON
 Feb. 9 SMU
 Feb. 13 MARYLAND-EASTERN SHORE
 Feb. 16 NORTH CAROLINA
 Feb. 20 at Duke
 Feb. 24 at Virginia
 Feb. 27 MARYLAND
 Mar. 2 WAKE FOREST
 Mar. 8-10 ACC Tournament


Game 10 — Jan. 5 in Lexington — 1:05 p.m. EST (CBS)

Location: Raleigh, NC 27695
 Enrollment: 23,688
 Founded: 1887
 President: Dr. Bruce Poulton
 Conference: Atlantic Coast
 Nickname: Wolfpack
 Colors: Red and White
 Arena: Reynolds Coliseum (12,400)
 Athletics Director: Willis R. Casey
 Head Coach: (O) 919-737-2101
 Jim Valvano (Rutgers '67)
 (O) 919-737-2104
 81-47 (4 year)
 Record at NC State: 217-144 (13 years)
 Career Record:
 Best Time to Call: Contact SID
 Assistant Coaches: Tom Abatemarco (Dowling '73)
 Ray Martin (Notre Dame '77)
 Ed McLean (Western Carolina '61)
 Dick Stewart (Rutgers '69)
 Sports Info. Director: Ed Seaman
 (O) 919-737-2102
 (H) 919-829-9186

1983-84 Record: 19-14
 Conference Record: 4-10 (7th)
 Series Record: UK leads 2-0 since 1931
 NCSU in Lexington: 0-0
 Last Game: UK 60, NCSU 42 (1947) in the NIT
 Coach Hall vs. NCSU: 0-0
 Top Returnees: Lorenzo Charles (6-7, F, 18.0 ppg)
 Russell Pierre (6-8, F, 7.9 ppg)
 Cozell McQueen (6-11, C, 7.4 ppg)
 Terry Gannon (6-1, G, 11.4 ppg)
 Spud Webb (5-7, G, 9.8 ppg)
 Ernie Myers (6-5, G, 9.5 ppg)
 Outstanding Newcomers: Vincent Del Negro (6-3, G, Fr.)
 Quentin Jackson (6-1, G, Fr.)
 John Thompson (6-7, F, Fr.)
 Chris Washburn (6-11, C, Fr.0
 Nate McMillan (6-5, G, Jr.)
 NCSU Lexington
 Road Headquarters: TBA



Jim Valvano



Lorenzo Charles



VANDERBILT

1984-85 Schedule

Nov. 30	YALE
Dec. 3	MIDDLE TENNESSEE
Dec. 6	VERMONT
Dec. 8	at Baylor
Dec. 15	PRINCETON
Dec. 17	EASTERN KENTUCKY
Dec. 22	at Indiana State
Dec. 28	MUSIC CITY INVITATIONAL
Jan. 2	OLE MISS
Jan. 7	at Kentucky
Jan. 10	FLORIDA
Jan. 12	at Georgia
Jan. 16	AT Tennessee
Jan. 19	LSU
Jan. 23	at Alabama
Jan. 26	MISSISSIPPI STATE
Jan. 30	AUBURN
Feb. 2	at Mississippi
Feb. 7	KENTUCKY
Feb. 9	at Florida
Feb. 13	GEORGIA
Feb. 16	TENNESSEE
Feb. 20	at LSU
Feb. 23	ALABAMA
Feb. 27	at Mississippi State
Mar. 2	at Auburn


Game 11 — Jan. 7 in Lexington — 7:30 p.m. EST (UK TV-Delayed)
 Game 20 — Feb. 7 in Nashville — 8:05 p.m. EST (SEC TV)

Location: Nashville, TN 37212
 Enrollment: 8,300
 Founded: 1873
 President: Joe B. Wyatt
 Conference: Southeastern
 Nickname: Commodores
 Colors: Black and Gold
 Arena: Memorial Gymnasium (15,626)
 Athletics Director: Roy Kramer
 Head Coach: C. M. Newton (Kentucky '52)
 Record at Vanderbilt: 48-42 (3 years)
 Career Record: 428-302 (27 years)
 Best Time to Call: Mornings
 Assistant Coaches: John Bostic (Florence State '57)
 Mike Petrone (Austin Peay '69)
 Al Walter (Samford '75)
 Lew Harris
 (O) 615-322-4727
 (H) 615-356-6190
 Tony Neely
 (O) 615-322-4727
 (H) 615-883-9146

1983-84 Record: 14-15
 Conference Record: 8-10 (7th, Tie)
 Series Record: UK leads 92-29 since 1912
 UK at Nashville: 39-15
 VU in Kentucky: 12-49
 Last Game: UK 58, VU 54 (1984) in Nashville
 Coach Hall vs. VU: 18-7
 Chief Losses: Al McKinney (6-2, G, 4.2 ppg)
 Jeff Turner (6-9, F-c, 16.8 ppg)
 Phil Cox (5-11, G, Sr., 14.6 ppg)
 Brett Burrow (6-10, C, Jr., 7.6 ppg)
 Jeff Gary (6-4, G, Jr., 6.1 ppg)
 Bobby Westbrook (6-6, G, So., 4.6 ppg)
 Steve Reece (6-9, F, So., 5.0 ppg)
 Glen Clem (6-6, G, So., 4.6 ppg)
 Byron Ball (6-8, F, Fr.)
 David Ethridge (6-6, F, Fr.)
 Outstanding Newcomers:
 VU Lexington
 Road Headquarters: Campbell House, 606-255-4281
 UK Nashville
 Road Headquarters: Vanderbilt Plaza, 615-320-1700



C. M. Newton



Phil Cox



MISSISSIPPI

1984-85 Schedule

Nov. 27	TENNESSEE WESLEYAN
Dec. 1	McMURRAY
Dec. 8	SAMFORD
Dec. 11	MEMPHIS STATE
Dec. 15	NEW ORLEANS
Dec. 17	EAST TENNESSEE STATE
Dec. 21-22	Gator Bowl Tournament (Jacksonville, Fla.)
Dec. 29	MISSOURI-ROLLA
Jan. 2	at Vanderbilt
Jan. 5	TENNESSEE
Jan. 9	KENTUCKY
Jan. 12	at Florida
Jan. 17	LSU
Jan. 19	at Mississippi State
Jan. 24	at Auburn
Jan. 30	at Alabama
Feb. 2	VANDERBILT
Feb. 6	at Tennessee
Feb. 9	at Kentucky
Feb. 13	FLORIDA
Feb. 16	at LSU
Feb. 20	MISSISSIPPI STATE
Feb. 23	AUBURN
Feb. 27	at Georgia
Mar. 2	ALABAMA
Mar. 6-9	SEC Tournament


Game 12 — Jan. 9 in Oxford — 8:30 p.m. EST
 Game 21 — Feb. 9 in Lexington — 7:30 p.m. EST (UK TV-Delayed)

Location: Oxford, Miss 38677
 Enrollment: 11,000
 Founded: 1948
 Chancellor: R. Gerald Turner
 Conference: Southeastern
 Nickname: Rebels
 Colors: Cardinal Red and Navy Blue
 Arena: Tad Smith Coliseum (9,000)
 Athletics Director: Warner Alford
 Head Coach: Lee Hunt (Central Missouri '57)
 Record at Ole Miss: 27-32 (2 years)
 Career Record: 27-32 (2 years)
 Best Time to Call: 11 a.m. - 12 noon
 Assistant Coaches: Steve Moeller (Otterbein '66)
 Wendell Hudson (Alabama '73)
 Bill McCammon (UAB '79)
 Sports Info. Director: Langston Rogers
 Basketball Contact: Rick VanBrimmer
 (O) 601-232-7522
 (H) 601-234-9623

1983-84 Record: 8-20
 Conference Record: 3-15 (10th)
 Series Record: UK leads 64-5 since 1925
 UK in Oxford: 16-3
 UM in Lexington: 1-32
 Last Game: UK 76, UM 57 (1984) in Lexington
 Coach Hall vs. UM: 24-3
 Chief Losses: Cecil Dowell (6-1, G, 4.8 ppg)
 Brad Pierce (6-0, G, 2.7 ppg)
 Ken Coghlan (6-2, G, 1.9 ppg)
 Eric Laird (6-4, G, Sr., 17.3 ppg)
 Bruce Tranbarger (6-5, F, So., 6.0 ppg)
 Joe Ayers (6-5, F, So., 5.6 ppg)
 Andre Laird (6-2, G, So., 3.6 ppg)
 Don Royster (6-7, F, So., 3.2 ppg)
 Outstanding Newcomers: Curtis Ritchwood (6-6, F, Jr.)
 Joe Coleman (6-1, G, Fr.)
 Roderick Barnes (6-2, G, Fr.)
 Todd Robinson (6-9, C-F, Fr.)
 Steve Calhoun (6-5, F, Fr.)
 Bryan Bowman (6-6, F, Fr.)
 UK Oxford
 Road Headquarters: Holiday Inn-Oxford, 601-234-3031
 UM Lexington
 Road Headquarters: TBA



Lee Hunt



Eric Laird



ALABAMA

1984-85 Schedule

Nov. 26	BUCKNELL
Nov. 30	KENT STATE
Dec. 3	EAST TENNESSEE STATE
Dec. 8	Maryland (Birmingham)
Dec. 10	AUSTIN PEAY
Dec. 17	at Utah
Dec. 20	YOUNGSTOWN STATE
Dec. 27-28	Sugar Bowl Tournament (New Orleans)
Jan. 3	MISSISSIPPI STATE
Jan. 5	GEORGIA
Jan. 9	at LSU
Jan. 12	KENTUCKY
Jan. 16	at Auburn
Jan. 19	at Tennessee
Jan. 23	VANDERBILT
Jan. 26	at Florida
Jan. 30	MISSISSIPPI
Feb. 2	at Mississippi State
Feb. 6	at Georgia
Feb. 9	LSU
Feb. 13	at Kentucky
Feb. 16	AUBURN
Feb. 20	TENNESSEE
Feb. 23	at Vanderbilt
Feb. 26	FLORIDA
Mar. 2	at Mississippi
Mar. 6-9	SEC Tournament

Game 13 — Jan. 12 in Tuscaloosa — 2:05 p.m. EST (CBS)
 Game 22 — Feb. 13 in Lexington — 7:30 p.m. EST (UK TV-Del.)

Location: Tuscaloosa, Ala. 35486
 Enrollment: 15,497
 Founded: 1831
 President: Dr. Joab Thomas
 Conference: Southeastern
 Nickname: Crimson Tide
 Colors: Crimson and White
 Arena: Memorial Coliseum (15,043)
 Athletics Director: Ray Perkins

Head Coach: Wimp Sanderson (Florence State '59)
 (O) 205-348-6161
 Record at Alabama: 80-42 (4 years)
 Career Record: 80-42 (4 years)
 Best Time to Call: 10 a.m. - 12 noon
 Assistant Coaches: Benny Dees (Wyoming '58)
 Kevin Gray (UT-Chattanooga '76)
 John Stroud (Mississippi '82)
 Art Tolis (Central Conn. State '59)

Sports Info. Director: Wayne Atcheson
 (O) 205-348-6084


Basketball Contact: J. D. Rutledge
 (O) 205-348-6084

1983-84 Record: 18-12
 Conference Record: 10-8 (5th)
 Series Record: UK leads 72-24 since 1923
 UK in Tuscaloosa: 19-14
 UA in Lexington: 5-39
 Last Game: UK 48, KU 46 (1984) in SEC Tourn.
 Coach Hall vs. UA: 17-11
 Chief Losses: Terry Williams (6-8, F, 14.3 ppg)
 Eric Richardson (6-3, G, 10.3 ppg)
 Buck Johnson (6-7, F, Jr., 17.0 ppg)
 Bobby Lee Hurt (6-9, C, Sr., 15.6 ppg)
 Darrell Neal (6-8, F, Jr., 7.1 ppg)
 Terry Coner (6-2, G, So., 5.8 ppg)
 Mark Gottfried (6-2, G, So.)
 Derrick Nckey (6-9, F, Fr.)
 Jimmy Smith (6-4, G, Fr.)
 Paul Stewart (6-6, F, Fr.)


Top Returnees:

Outstanding Newcomers:

UA Lexington Road Headquarters: TBA
 UK Tuscaloosa Road Headquarters: Ramada Inn, 205-759-4431



Wimp Sanderson



Bobby Lee Hurt



MISSISSIPPI STATE

1984-85 Schedule

Nov. 27	JACKSON STATE
Dec. 1	DELTA STATE
Dec. 5	at Kansas State
Dec. 8	SOUTHEAST MISSOURI STATE
Dec. 11	SOUTHERN MISSISSIPPI
Dec. 15	MEMPHIS STATE
Dec. 17	at Alabama-Birmingham
Dec. 28-29	Sun Bowl Tournament (El Paso, Tex.)
Jan. 3	at Alabama
Jan. 5	LSU
Jan. 9	GEORGIA
Jan. 12	at Auburn
Jan. 16	at Kentucky
Jan. 19	MISSISSIPPI
Jan. 23	TENNESSEE
Jan. 26	at Vanderbilt
Jan. 30	at Florida
Feb. 2	ALABAMA
Feb. 6	at LSU
Feb. 9	at Georgia
Feb. 13	AUBURN
Feb. 16	KENTUCKY
Feb. 20	at Mississippi
Feb. 23	at Tennessee
Feb. 27	VANDERBILT
Mar. 2	FLORIDA
Mar. 6-9	SEC Tournament

Game 14 — Jan. 16 in Lexington — 7:30 p.m. EST (UK TV-Delayed)
 Game 23 — Feb. 16 in Starkville — 8:30 p.m. EST

Location: Starkville, Miss. 39762
 Enrollment: 12,235
 Founded: 1878
 President: Dr. James D. McComas
 Conference: Southeastern
 Nickname: Bulldogs
 Colors: Maroon and White
 Arena: Humphrey Coliseum (10,000)
 Athletics Director: Dr. Charley Scott

Head Coach: Bob Boyd (USC '52)
 (O) 601-325-3800
 Record at MSU: 34-50 (3 years)
 Career Record: 291-194 (18 years)
 Best Time to Call: 11 a.m. - 12 noon CST
 Assistant Coaches: Dave Farrer (Anderson '76)
 Larry Eustachy (Long Beach State '79)
 John Brady (Belhaven '76)

Sports Info. Director: Bo Carter
 (O) 601-325-2703
 (H) 601-323-3555


1983-84 Record: 9-19
 Conference Record: 4-14 (9th)
 Series Record: UK leads 58-10 since 1921
 UK in Starkville: 21-6
 MSU in Lexington: 3-30
 Last Game: UK 77, MSU 58 (1984) in Starkville
 Coach Hall vs. MSU: 21-5
 Chief Losses: Kelvin Hildreth (6-7, C, 9.5 ppg)
 Butch Pierre (6-3, G, 6.9 ppg)
 Mackey Whyte (6-5, F, 2.5 ppg)
 Ken Harvey (6-5, F-G, Sr., 12.7 ppg)
 Jeff Norwood (6-0, G, Sr., 6.3 ppg)
 Tracy Taylor (6-2, G, So., 6.4 ppg)
 Tony Robinson (6-7, F, So., 5.6 ppg)
 Chauncey Robinson (6-4, F, Jr., 6.1 ppg)
 Anthony Blakely (6-8, F-C, Fr.)
 Raymond Brown (6-8, F, Fr.)
 Chris Hall (6-3, G, Fr.)
 Hubert Henderson (6-10, C, Fr.)
 Clyde Tables (6-4, G-F, Fr.)

MSU Lexington Road Headquarters: Marriott Resort-Griffin Gate, 606-231-5100

UK Starkville Road Headquarters: Holiday Inn — Starkville, 601-323-6161



Bob Boyd



Chauncey Robinson



FLORIDA

1984-85 Schedule

Nov. 24 CENTRAL FLORIDA
 Nov. 30 at Florida State
 Dec. 4 at South Florida
 Dec. 8 JACKSONVILLE
 Dec. 20 at St. Thomas of Villanova
 Dec. 22 at Stetson
 Dec. 29-30 Hoosier Classic (Indianapolis)
 Jan. 2 TENNESSEE
 Jan. 5 at Auburn
 Jan. 10 at Vanderbilt
 Jan. 12 MISSISSIPPI
 Jan. 16 GEORGIA
 Jan. 19 at Kentucky
 Jan. 23 at LSU
 Jan. 26 ALABAMA
 Jan. 30 MISSISSIPPI STATE
 Feb. 2 at Tennessee
 Feb. 4 FLORIDA STATE
 Feb. 6 AUBURN
 Feb. 9 VANDERBILT
 Feb. 13 at Mississippi
 Feb. 16 at Georgia
 Feb. 20 KENTUCKY
 Feb. 23 LSU
 Feb. 27 at Alabama
 Mar. 2 at Mississippi State
 Mar. 6-9 SEC Tournament


Game 15 — Jan. 19 in Lexington — 4:05 p.m. EST (SEC-TV)
 Game 24 — Feb. 20 in Gainesville — 8:05 p.m. EST (TBS)

Location: Gainesville, Fla. 32604
Enrollment: 35,300
Founded: 1853
President: Marshall Criser
Conference: Southeastern
Nickname: Gators
Colors: Orange and Blue
Arena: O'Connell Center (12,000)
Athletics Director: Bill Carr
 (O) 904-392-0664
Head Coach: Norm Sloan (N.C. State '51)
 (O) 904-392-0664
 131-132 (10 years)
Record at Florida: 523-333 (32 years)
Career Record: Mornings
Best Time to Call: Monte Towe (N.C. State '75)
Assistant Coaches: Ken McCraney (Florida '82)
Sports Info. Director: John Humenik
 (O) 904-392-0641
Basketball Contact: Chris Cameron
 (O) 904-392-0641
 (H) 904-378-4128

1983-84 Record: 16-13
Conference Record: 11-7 (3rd)
Series Record: UK leads 50-12 since 1927
UK in Gainesville: 18-9
UF in Lexington: 2-26
Last Game: UK 67, UF 65 (1984) in Lexington
Coach Hall vs. UF: 20-3
Chief Losses: Ronnie Williams (6-8, F, 16.6 ppg)
 Vernon Delancy (6-5, G-F, 8.9 ppg)
 Eugene McDowell (6-8, C, Sr., 12.4 ppg)
 Andrew Moten (6-0, G, So., 11.9 ppg)
 Darryl Gresham (6-5, G, So., 11.9 ppg)
 Joe Lawrence (6-6, G, So., 5.7 ppg)
Top Returnees: Vernon Maxwell (6-4, G, Fr.)
 Ronnie Montgomery (6-0, G, Fr.)
 Cornelius Brodus (6-6, F, Fr.)
 Pat Lawrence (6-7, F, Fr.)
 Francisco Leon (6-10, c, Sr.)
 Kenny McClary (6-7, F, Fr.)
Outstanding Newcomers: UF Lexington
Road Headquarters: TBA
UK Gainesville: UK Gainesville
Road Headquarters: Holiday Inn-West (904-376-3221)



Norm Sloan



Eugene McDowell



GEORGIA

1984-85 Schedule

Nov. 28 BIRMINGHAM SOUTHERN
 Dec. 1 at Michigan
 Dec. 7 PRESBYTERIAN
 Dec. 11 Georgia Tech (Omni)
 Dec. 15 GEORGIA STATE
 Dec. 17 BAPTIST
 Dec. 22 ROBERT MORRIS
 Dec. 28-29 Cotton States Classic (Atlanta)
 Jan. 2 LSU
 Jan. 5 at Alabama
 Jan. 9 at Mississippi State
 Jan. 12 VANDERBILT
 Jan. 16 at Florida
 Jan. 19 AUBURN
 Jan. 23 KENTUCKY
 Jan. 26 at Mississippi
 Jan. 30 TENNESSEE
 Feb. 2 at LSU
 Feb. 6 ALABAMA
 Feb. 9 MISSISSIPPI STATE
 Feb. 13 at Vanderbilt
 Feb. 16 FLORIDA
 Feb. 21 at Auburn
 Feb. 24 at Kentucky
 Feb. 27 MISSISSIPPI
 Mar. 2 at Tennessee
 Mar. 6-9 SEC Tournament


Game 16 — Jan. 23 in Athens — 7:30 p.m. EST
 Game 25 — Feb. 24 in Lexington — 1:05 p.m. EST (NBC)

Location: Athens, Ga. 30613
Enrollment: 23,500
Founded: 1785
President: Dr. Fred C. Davison
Conference: Southeastern
Nickname: Bulldogs
Colors: Red and Black
Arena: Georgia Coliseum (11,200)
Athletics Director: Vince Dooley
 (O) 404-542-1307
Head Coach: Hugh Durham (Florida State '59)
 (O) 404-542-1432
 107-74 (6 years)
Record at Georgia: 337-169 (18 years)
Career Record: Mornings
Best Time to Call: Don Beasley (NW Louisiana State '65)
Assistant Coaches: Eddie Biedenbach (N.C. State '68)
 Larry Gay (Florida State '73)
Sports Info. Director: Claude Felton
 (O) 404-542-1621
Basketball Contact: Norm Reilly
 (O) 404-542-1621
 (H) 404-546-6811

1983-84 Record: 17-13
Conference Record: 8-10 (7th, tie)
Series Record: UK leads 70-10 since 1921
UK in Athens: 21-7
UG in Lexington: 1-33
Last Game: UK 92, UG 79 (1984) in SEC Tourn.
Coach Hall vs. UG: 23-2
Chief Losses: Vern Fleming (6-5, G, 19.8 ppg)
 James Banks (6-6, F, 13.8 ppg)
 Gerald Crosby (6-1, G, Sr., 9.9 ppg)
 James Banks (6-6, F, 13.8 ppg)
 Richard Corhen (6-6, F, Sr., 5.5 ppg)
 Horace McMillan (6-5, F, Jr., 5.7 ppg)
 Donald Hartly (6-2, G, Jr., 5.3 ppg)
Outstanding Newcomers: David Dunn (6-8, F, So.)
 Patrick Hamilton (6-2, G, Fr.)
 Willie Anderson (6-7, F, Fr.)
UG Lexington: Lexington Hilton, 606-259-1311
Road Headquarters: UK Athens
UK Athens: Road Headquarters: Holiday Inn-Athens, 404-549-4433



Hugh Durham



Gerald Crosby



TENNESSEE

1984-85 Schedule

Nov. 23-25 Great Alaskan Shootout
 Dec. 8 VERMONT
 Dec. 10 at Missouri
 Dec. 14-15 Volunteer Classic
 Dec. 18 UNC-CHARLOTTE
 Dec. 20 EASTERN KENTUCKY
 Dec. 22 RICHMOND
 Dec. 27 LAFAYETTE
 Dec. 29 MICHIGAN
 Jan. 2 at Florida
 Jan. 5 at Mississippi
 Jan. 9 AUBURN
 Jan. 12 at LSU
 Jan. 16 VANDERBILT
 Jan. 19 ALABAMA
 Jan. 23 at Mississippi State
 Jan. 27 KENTUCKY
 Jan. 30 at Georgia
 Feb. 2 FLORIDA
 Feb. 6 MISSISSIPPI
 Feb. 9 at Auburn
 Feb. 14 LSU
 Feb. 16 at Vanderbilt
 Feb. 20 at Alabama
 Feb. 23 MISSISSIPPI STATE
 Feb. 28 at Kentucky
 Mar. 2 GEORGIA
 Mar. 6-9 SEC Tournament

Game 17 — Jan. 27 in Knoxville — 2:05 p.m. EST (CBS)
 Game 26 — Feb. 28 in Lexington — 8:05 p.m. EST (SEC TV)


Location: Knoxville, Tenn. 37901
 Enrollment: 27,018
 Founded: 1794
 President: Dr. Edward Boling
 Conference: Southeastern
 Nickname: Volunteers
 Colors: Orange and White
 Arena: Stokley Athletics Center (12,700)
 Athletics Director: Bob Woodruff
 (O) 615-974-1224
 Head Coach: Don DeVoe (Ohio State '64)
 (O) 615-974-1206
 Record at Tennessee: 121-67 (6 years)
 Career Record: 238-137 (13 years)
 Best Time to Call: 10 a.m.
 Assistant Coaches: Bob Burton (Emory & Henry '69)
 Jack Fertig (Upsala '70)
 Ray Schreiter (Wisconsin-LaCrosse '79)
 Haywood Harris
 (O) 615-974-1215
 Sports Info. Director: Bud Ford
 (O) 615-974-1214
 (H) 615-922-1657
 Basketball Contact: Bud Ford
 (O) 615-974-1214
 (H) 615-922-1657

1983-84 Record: 21-14
 Conference Record: 9-9 (6th)
 Series Record: UK leads 103-52 since 1910
 UT in Lexington: 13-59
 UK in Knoxville: 34-35
 Last Game: UT 63, UK 58 (1984) in Knoxville
 Coach Hall vs. UT: 10-15
 Chief Losses: Willie Burton (6-7, F, 13.5 ppg)
 Tyrone Beaman (5-11, G, 6.8 ppg)
 Dan Federmann (6-10, C, 8.0 ppg)
 Fred Jenkins (6-3, G-F, So., 10.1 ppg)
 Tony White (6-2, G, So., 9.2 ppg)
 Michael Brooks (6-2, G, Sr., 14.1 ppg)
 Rob Jones (6-7, F, Jr., 7.8 ppg)
 Kevin Woods (6-5, F-G, Sr., 4.7 ppg)
 Sam Arterburn (6-6, F, Fr.)
 Ron Hausley (6-4, G, Fr.)
 Lionel Miller (6-5, G, Fr.)
 Stacey Thomas (6-7, F-C, Fr.)
 Wayne Tiller (6-8, F, Fr.)

Top Returnees:
 Outstanding Newcomers:
 UT Lexington
 Road Headquarters: TBA
 UK Knoxville
 Road Headquarters: Holiday Inn-World's Fair, 615-522-2800



Don DeVoe



Fred Jenkins



LOUISIANA STATE

1984-85 Schedule

Nov. 28 LOYOLA-CHICAGO
 Dec. 1 at Oral Roberts
 Dec. 3 TEXAS
 Dec. 5 MISSISSIPPI
 Dec. 8 at Houston
 Dec. 21 NEW ORLEANS
 Dec. 22 UNC-WILMINGTON
 Dec. 28 UTAH STATE
 Dec. 30 ALABAMA
 Jan. 2 at Georgia
 Jan. 5 at Mississippi State
 Jan. 9 at Alabama
 Jan. 12 TENNESSEE
 Jan. 17 at Mississippi
 Jan. 19 at Vanderbilt
 Jan. 23 FLORIDA
 Jan. 26 AUBURN
 Jan. 31 at Kentucky
 Feb. 2 GEORGIA
 Feb. 6 MISSISSIPPI STATE
 Feb. 10 NORTH CAROLINA
 Feb. 14 at Tennessee
 Feb. 16 at Syracuse
 Feb. 20 VANDERBILT
 Feb. 23 at Florida
 Feb. 27 at Auburn
 Mar. 2 KENTUCKY
 Mar. 6-9 SEC Tournament

Game 18 — Jan. 31 in Lexington — 8:05 p.m. EST (SEC TV)
 Game 27 — Mar. 2 in Baton Rouge — 3:05 p.m. EST (NBC)

Location: Baton Rouge, La. 70893
 Enrollment: 30,000
 Founded: 1860
 Chancellor: Dr. James Wharton
 Conference: Southeastern
 Nickname: Tigers
 Colors: Purple and Gold
 Arena: Assembly Center (14,236)
 Athletics Director: Robert E. Brodhead
 (O) 504-388-2187
 Head Coach: Dale Brown (Minot State '57)
 (O) 504-388-8217
 Record at LSU: 212-130 (12 years)
 Career Record: 212-130 (12 years)
 Best Time to Call: 9 a.m. - 12 noon
 Assistant Coaches: Tex Winter (USC '47)
 Ron Abernathy (Morehead State '72)
 Joe Yates
 (O) 504-388-8226
 Sports Info. Director: Jimmy Hyams
 (O) 504-388-8226
 (H) 504-766-7569
 Basketball Contact: Jimmy Hyams
 (O) 504-388-8226
 (H) 504-766-7569

1983-84 Record: 18-11
 Conference Record: 11-7 (3rd, tie)
 Series Record: UK leads 53-11 since 1933
 UK in Baton Rouge: 18-8
 LSU in Lexington: 2-24
 Last Game: UK 90, LSU 68 (1984) in Lexington
 Coach Hall vs. LSU: 17-9
 Chief Losses: Leonard Mitchell (6-7, C-F, 11.9 ppg)
 John Tudor (6-6, G, 8.2 ppg)
 Johnny Jones (6-3, G, 3.0 ppg)
 Steffond Johnson (6-8, C, 4.1 ppg)
 Jerry Reynolds (6-8, F, Jr., 14.2 ppg)
 Derrick Taylor (6-0, G, Jr., 13.4 ppg)
 Don Redden (6-6, G-F, Jr., 10.3 ppg)
 Nikita Wilson (6-8, C-F, So., 6.0 ppg)
 John Williams (6-8, F, Fr.)
 Ricky Blanton (6-6, F, Fr.)
 Zoran Jovanovich (7-1, C, Fr.)
 Ocie Conley (6-4, G, Fr.)


Top Returnees:
 Outstanding Newcomers:
 LSU Lexington
 Road Headquarters: TBA
 UK Baton Rouge
 Road Headquarters: Baton Rouge Hilton, 504-924-5000



Dale Brown




Jerry Reynolds




Opponents in Action

National Semi-Finals




*Steve Reid
Purdue*



*Jon Koncak
SMU*



*Gerald Crosby
Georgia*



*Fred Jenkins
Tennessee*

CITATION FOR EXCELLENCE

Citation For Excellence
College Sports Information Directors of America
Presented to

Russell Rice of University of Kentucky
FOOTBALL BROCHURE COVER

Best In The Nation--Division A

As Selected by a Special Panel and Presented at the Annual Convention
of CoSIDA in St. Louis, MO., This 28th Day of June, 1984



James Seaman
Chairman, Judging Committee
Bill Whitmore
President, College Sports
Information Directors of America

Citation For Excellence
College Sports Information Directors of America
Presented to

Randy Stacy of University of Kentucky
BASKETBALL BROCHURE

Fourth In The Nation--Division A

As Selected by a Special Panel and Presented at the Annual Convention
of CoSIDA in St. Louis, MO., This 28th Day of June, 1984



James Seaman
Chairman, Judging Committee
Bill Whitmore
President, College Sports
Information Directors of America

Citation For Excellence
College Sports Information Directors of America
Presented to

Rena Koier of University of Kentucky
SWEEPSTAKES WINNER - WOMEN'S BASKETBALL BROCHURE

Best In The Nation--Division A

As Selected by a Special Panel and Presented at the Annual Convention
of CoSIDA in St. Louis, MO., This 28th Day of June, 1984



James Seaman
Chairman, Judging Committee
Bill Whitmore
President, College Sports
Information Directors of America

CITATION FOR EXCELLENCE

UK Sports Information Office

The University of Kentucky Sports Information Office earned several national awards at the 1984 Annual Convention of the College Sports Information Directors of America (CoSIDA), June 28, in St. Louis. Sports Information Director Russell Rice earned the award for the best football brochure cover in the nation. Assistant Director Rena Koier's women's basketball brochure was judged best in the nation. Assistant Director Randy Stacy's men's basketball brochure was judged fourth in the nation. Koier and Stacy were on hand in St. Louis to accept the awards.

SUCCESS

Two Wildcat basketball players for Coach Joe B. Hall have been awarded the Sullivan Medallion. The Sullivan Medallion is the highest single honor that can be received by a UK student. Since 1929, the award has been presented to a male and female student who most exemplifies the characteristics of heart, mind, and conduct as evince a spirit of love for and helpfulness to other men and women. The Wildcats honored were Jack Givens (1978) and Kyle Macy (1980).

SUCCESS

Academic & Athletic

**Former Wildcat Players
Who Have Completed
Their Careers Under
Joe B. Hall**

Kentucky Basketball Academic and Athletic Success

30 of 36 Senior Basketball Players for
Coach Joe B. Hall Have
Earned Their Undergraduate Degrees

UK Academic All-Americans

Louie Dampier, 1966 & 1967
Dan Issel, 1970
Mike Pratt, 1970
Mike Casey, 1971
Bob Guyette, 1975*
Jimmy Dan Conner, 1975*
Kyle Macy, 1979*

*Wildcat Academic All-Americans
under Coach Joe B. Hall

- Jim Andrews** (1973) — Lima, Ohio
Drafted by the NBA; played two years of professional basketball in Italy.
Currently — District Manager of Dubois Chemical Corporation, in Lexington, Ky.
- Larry Stamper** (1973) — Beattyville, Kentucky
Currently — Teaching at Ezel Elementary School in West Liberty, Kentucky.
- Ronnie Lyons** (1974) — Maysville, Kentucky
Currently — An employee of I.B.M. in Lexington, Kentucky.
- Rick Drewitz** (1974) — Garden City, Michigan
Currently — Plant Manager for Blue Grass Industries in Cynthiana, Kentucky.
- Ray Edelman** (1974) — Havertown, Pennsylvania
Currently — Attorney in Lawrenceburg, Kentucky.
Wright and Edelman, Attorneys at Law.
- Mike Flynn** (1975) — Jeffersonville, Indiana
Drafted by the Indiana Pacers of the NBA. Played three years with the Pacers.
Currently — Played professional basketball with the U pro team in Sweden Alvik of Stockholm.
- Jimmy Dan Conner** (1975) — Lawrenceburg, Kentucky
Drafted in the first round by the Virginia Squires of the old ABA. Played one year in the ABA with the Kentucky Colonels. Academic All-American in 1975.
Currently — Sales Manager with Torbitt and Castleman Company, Inc., Louisville, Ky.
- Keven Grevey** (1975) — Hamilton, Ohio
Drafted in the first round of the 1975 NBA draft by the Washington Bullets.
Currently — With the NBA Milwaukee Bucks.
- Bob Guyette** (1975) — Ottawa, Illinois
Drafted in the third round by the NBA's Kansas City Kings. Academic All-American 1975. Played several years of professional basketball in Spain.
Currently — Enrolled in the University of Kentucky Dental School.
- Steve Lochmueller** (1975) — Tell City, Indiana
Currently — General partner of Barclay Agency (thoroughbred horses) and president of Barclay Coal Sales Agency, Lexington, Ky.

SUCCESS

Jerry Hale (1975) — New Albany, Indiana

Currently — Director of Land Acquisitions with National Steel Corporation of Lexington, Kentucky.

G. J. Smith (1975) — London, Kentucky

Currently — Teaching and Coaching at Laurel County High School in London, Kentucky.

Reggie Warford (1976) — Drakesboro, Kentucky

Currently — Assistant Basketball Coach at the University of Pittsburgh.

Merion Haskins (1977) — Campbellsville, Kentucky

Currently — Traveling throughout the world as an International Buyer for the R. J. Reynolds Tobacco Company. He lives in Richmond, Virginia.

Larry Johnson (1977) — Morgantown, Kentucky

Drafted in the second round of the NBA draft by the Buffalo Braves (now the San Diego Clippers) and played one-half season with the Braves.

Currently — Playing professional basketball in Japan, as he pursues a career with the Panasonic Corporation.

Mike Phillips (1978) — Lexington, Kentucky

Drafted in the second round of the NBA draft by the Seattle Supersonics. Has played professionally for Tuscon of the Western League in Barcelona, Spain, and most recently for Lancaster, PA, the 1982 Continental League Champions.

Jack Givens (1978) — Lexington, Kentucky

Drafted in the first round of the NBA draft by the Atlanta Hawks, and played two years with the Hawks.

Currently — Life Insurance Representative and Financial Planner for Capital Creation and Conservation Company of Lexington, KY. Serves as basketball color analyst for WVLK Radio and the UK television network's broadcast. Also has business interests and plays professional basketball in Japan.

Rick Robey (1978) — New Orleans, Louisiana

Drafted 3rd in the first round of the NBA draft by the Indiana Pacers.

Currently — In his second season with the Phoenix Suns after five seasons with the 1981 World Champion Boston Celtics. Lives in Lexington in the off-season.

Dwane Casey (1979) — Morganfield, Kentucky

Former Graduate Assistant Basketball Coach at the University of Kentucky.

Currently — Assistant Basketball Coach at Western Kentucky University and Director of the Wendy's Basketball Classic.

Truman Claytor (1979) — Toledo, Ohio

Drafted in the sixth round of the NBA draft by the Detroit Pistons.

Currently — An employee of the General Telephone Company in Lexington, Kentucky.

Jay Shidler (1980) — Lawrenceville, Illinois

Drafted in the ninth round of the NBA by the Chicago Bulls.

Currently — Employed in Lexington, Kentucky.

LaVon Williams (1980) — Denver, Colorado

Drafted in the fifth round of the NBA draft by the Cleveland Cavaliers. Played one year of professional basketball in Italy.

Currently — Playing pro basketball in Japan and working as a Trainee and English teacher for the Akita Isuzu Motor Company.

Kyle Macy (1980) — Peru, Indiana

Received two degree from UK in Business and Education, as a 1979 Academic All-American. Drafted in the first round of the 1979 NBA draft by the Phoenix Suns.

Currently — In his fifth season with the NBA's Phoenix Suns. Lives in Lexington in the off-season.

Chris Gettlefinger (1981) — Knoxville, Tennessee

Currently — Supervisor of oil and gas leases in Tennessee for the Kelso Oil Company.

Fred Cowan (19782) — Sturgis, Kentucky

Drafted in the sixth round by the NBA's Houston Rockets.

Currently — Playing professional basketball in Japan as he pursues as career with the Toshiba Corporation, an electronics firm.

Bo Lanter (1982) — Versailles, Kentucky

Currently — Management trainee for Panel Tech, Inc. of Lexington, Kentucky.

Chuck Verderber (1982) — Lincoln, Illinois

Drafted in the seventh round of the NBA draft by the Chicago Bulls.

Currently — Played professional basketball in Santiago de Compostela, Spain before being injured. Attending UK's Dental School.

Derrick Hord (1983) — Bristol, Tennessee

Drafted in the third round of the NBA draft by the Cleveland Cavaliers.

Currently — Playing professional basketball and pursuing business interests in Japan.

Charles Hurt (1983) — Shelbyville, Kentucky

Drafted in the sixth round of the NBA draft by the Milwaukee Bucks.

Currently — Planning a professional basketball and business career in Japan.

Dirk Minniefield (1983) — Lexington, Kentucky

Drafted in the second round of the NBA draft by the Dallas Mavericks. Traded by pre-arrangement to the New Jersey Nets.

Currently — A free agent in the NBA.

Dicky Beal (1984) — Lexington, Kentucky

Drafted in the fourth round of the NBA draft by the Atlanta Hawks.

Currently — Attended final veterans camp of the Atlanta Hawks.

Sam Bowie (1984) — Lexington, Kentucky

Drafted in the first round of the NBA draft by the Trail Blazers.

Currently — In his first season in the NBA. Lives in Lexington during the off season.

Tom Heitz (1984) — Lexington, Kentucky

Drafted in the eighth round of the NBA draft by the Indiana Pacers.

Currently — Working in commodities markets in Lexington and Chicago.

Jim Master (1984) — Lexington, Ky.

Drafted in the sixth round of the NBA draft by the Atlanta Hawks.


Currently — Pursuing business interests in the Lexington area.

Melvin Turpin (1984) — Lexington, Ky.

Drafted in the first round of the NBA draft by the Washington Bullets, then traded to the Cleveland Cavaliers.

Currently — In his first season in the NBA. Lives in Lexington during the off season.

ACADEMIC LEARNING CENTER



In keeping with the continued emphasis that athletics director Cliff Hagan has placed on the academic life of its student-athletes, the University of Kentucky Department of Athletics opened its new Academic Learning Center in Memorial Coliseum.

The Center contains a large study area, a casual reading lounge, an individual reading aids center, graduate assistant offices, a career center and several tutoring rooms.

Bob Bradley, assistant to the athletics director for academic affairs, said the Center provides many services to the student-athlete, foremost of which is a diversified reading program that covers everything from a complete diagnosis of reading, reading study skills and speed reading.

"Athletics has acquired the assistance of a professor in UK's graduate reading program to coordinate what should be the best reading clinic available to athletes, comparable to any in the nation," Bradley said.

He said Hagan has always taken a special interest in his department and has gone the "extra mile" to ensure that UK athletes graduate. "There is no doubt in my mind that Mr. Hagan has the student-athlete's best interest at heart," he said. "The new Academic Learning Center is a prime example of his concern."

In addition to Hagan, Wildcat Basketball Coach, Joe B. Hall is totally committed to academic success for his athletes.

"The atmosphere of the Kentucky program lends to academic success," Hall said. "Our athletic program is an outgrowth of our curriculum. Our athletes are here not only to participate in sports, but most importantly to be full time students and to earn their degree.

"We encourage them in every way possible, and through every method available, we try to see to it that they are conscientious and that they obtain the most they can from their academic opportunities."

"We have had an excellent advising and tutoring program for several years," he said, "and we're very happy that they have such an outstanding facility to use now. Our athletes now have the best system and best surroundings to assist them with their studies."

THE 1984-85 WILDCATS




The 1984-85 Kentucky Wildcats. Seated from left to right: Head Coach Joe B. Hall, Leroy Byrd, Ed Davender, Roger Harden, Richard Madison, Troy McKinley, Paul Andrews, James Blackmon, and Associate Coach Leonard Hamilton. Standing from left to right: Student Manager Randy Azbill, Equipment Manager Bill Keigbly, Assistant Coach Jim Hatfield, Winston Bennett, Cedric Jenkins, Robert Lock, Bret Bearup, Kenny Walker, Todd Ziegler, Assistant Coach Lake Kelly, Graduate Assistant Wayne Breeden, and Trainer Walt McCombs.






**Head Coach
Joe B. Hall**
His 13th season
as Head Coach
of the Wildcats





Cliff Hagan
Athletics Director






THE WILDCATS








KENTU



TUCKY









WILDCATS








S IN ACTION


WILDCAT SCENE







RECORDS



1983-84 STATISTICS

STATISTICS

UNIVERSITY OF KENTUCKY BASKETBALL STATISTICS (34 Games)

	Overall: 29-5	Home: 16-0	Away: 8-4	Neutral: 5-1	SEC: 14-4 (Champions)				
Player	G-GS	Field Goals	Free Throws	Rebounds	PF-D	A	TO	S	Points
Melvin TURPIN	34-34	224-378-59.3	70-94-74.5	217-6.4	85-1	33	58	24	518-15.2
Kenny WALKER	34-33	171-308-55.5	80-109-73.4	200-5.9	84-2	44	40	31	422-12.4
Sam BOWIE	34-34	133-258-51.6	91-126-72.2	313-9.2	92-4	66	99	22	357-10.5
Jim MASTER	33-33	129-284-45.4	60-74-81.1	56-1.7	47-0	80	48	13	318-9.6
Winston BENNETT	34-0	67-156-42.9	88-126-69.8	129-3.8	107-5	23	58	14	222-6.5
Dicky BEAL	30-12	60-105-57.1	70-90-77.8	35-1.2	48-1	133	65	30	190-6.3
James BLACKMON	34-2	52-114-45.6	24-49-49.0	42-1.2	60-0	64	48	19	128-3.8
Roger HARDEN	29-21	25-68-36.8	5-6-83.3	36-1.2	52-0	99	58	17	55-1.9
Tom HEITZ	21-1	10-17-58.5	14-20-70.0	16-0.8	14-0	0	5	4	34-1.6
Bret BEARUP	26-0	13-31-41.9	14-21-66.7	32-1.2	20-0	6	8	2	40-1.5
Paul ANDREWS	18-0	9-18-50.0	2-4-50.0	10-0.6	7-0	5	1	0	20-1.1
Troy MCKINLEY	11-0	6-10-60.0	0-0-00.0	5-0.5	1-0	4	1	0	12-1.1
Leroy BYRD	6-0	1-2-50.0	0-2-00.0	1-0.2	1-0	5	3	0	2-0.3
TEAM				65			3		
KENTUCKY	34	900-1749-51.5	518-721-71.8	1157-34.0	618-13	562	495	176	2318-68.2
OPPONENTS	34	796-1894-42.0	383-576-66.5	1024-30.1	696-32	438	481	199	1975-58.1

Rebound Margin +3.9 Scoring Margin +10.1 Deadball Rebounds: UK - 74, Opp. 88

MINUTES PLAYED: Walker 1087-32.0, Turpin 1071-31.5, Master 1016-30.8, Bowie 980-28.8, Beal 674-22.6, Bennett 642-18.9, Harden 463-16.0, Blackmon 520-15.3, Bearup 163-6.3, Andrews 74-3.9, Heitz 70-3.3, McKinley 31-2.8, Byrd 9-1.5

BLOCKED SHOTS: Bowie 65, Turpin 53, Walker 22, Bennett 7, Blackmon 5, Bearup 3, Beal 1, Heitz 1, Master 1, UK - 158, Opp - 61

UK FINAL SOUTHEASTERN CONFERENCE BASKETBALL STATISTICS (18 Games)

	Record: 14-4	Home: 9-0	Away: 5-4	Neutral: 5-1	SEC: 14-4				
35TH SEC CHAMPIONSHIP									
Player	G-GS	Field Goals	Free Throws	Rebounds	PF-D	A	TO	S	Points
Melvin TURPIN	18-18	120-196-61.2	28-37-75.7	115-6.4	47-1	15	27	8	268-14.9
Kenny WALKER	18-17	108-177-61.0	39-53-73.6	104-5.8	52-2	21	27	17	255-14.2
Sam BOWIE	18-18	79-143-55.2	55-75-73.3	166-9.2	51-3	34	56	11	213-11.8
Jim MASTER	17-17	64-144-44.4	32-38-84.2	34-2.0	21-0	49	33	5	160-9.4
Winston BENNETT	18-0	40-80-50.0	46-64-71.9	68-3.8	57-3	14	30	8	126-7.0
Dicky BEAL	15-5	29-46-63.0	41-56-73.2	17-1.1	26-1	62	33	12	99-6.6
James BLACKMON	18-1	24-67-35.8	10-24-41.7	31-1.7	31-0	42	27	10	58-3.2
Roger HARDEN	16-13	12-46-26.1	5-6-83.3	21-1.3	32-0	66	38	11	29-1.8
Tom HEITZ	16-1	7-13-53.8	13-18-72.2	15-0.9	11-0	0	4	2	27-1.7
Bret BEARUP	16-0	7-16-43.8	5-7-71.4	18-1.1	17-0	3	8	2	19-1.2
Paul ANDREWS	10-0	6-14-42.9	0-0-00.0	5-0.5	3-0	0	1	0	12-1.2
Troy MCKINLEY	6-0	3-5-60.0	0-0-00.0	2-0.3	1-0	1	0	0	6-1.0
Leroy BYRD	5-0	1-1-100.0	0-2-00.0	1-0.2	1-0	5	3	0	2-0.4
KENTUCKY	18	500-950-62.6	274-379-72.0	641-35.6	350-10	314	290	89	1273-70.7

1983-84 STATISTICS

1983-84 KENTUCKY BASKETBALL SUPERLATIVES

TEAM	Kentucky	Opponents	Individual Highs
Most Points	96 — LSU (A)	80 — LSU (A)	42 — Turpin vs. Georgia (SEC-T)
Fewest Points	24 — Cincinnati	11 — Cincinnati	34 — Laird (Miss.-A)
Most Field Goals Made	37 — Georgia (SEC-T)	11 — Cincinnati	18 — Turpin vs. Georgia (SEC-T)
Fewest Field Goals Attempted	67 — Brigham Young (NCAA)	33 — Georgia (SEC-T)	13 — Durrant (Brigham Young — H)
Highest Field Goal %	66.0 — Florida (H)	75 — Houston	25 — Fleming (Georgia — SEC-T)
Lowest Field Goal %	24.5 — Georgetown	51.1 — Florida (A)	11 — Bennett vs. Auburn (H)
Most Free Throws Made	32 — LSU (A) and LSU (H)	26.9 — Vanderbilt (H)	15 — Bennett vs. Vandy (H)
Fewest Free Throws Made	1 — Auburn (SEC-T)	24 — LSU (A)	12 — Laird (Miss. — A)
Most Free Throws Attempted	42 — LSU (A) and LSU (H)	1 — Cincinnati	13 — Applegate (Brigham Young — H)
Fewest Free Throws Attempted	3 — Auburn (SEC-T)	38 — LSU (A)	15 — Richardson (Ala. — A)
Highest Free Throw %	90.9 (10-11) — Georgia (H)	2 — Cincinnati	14 — Beal vs. Brigham Young (NCAA)
Lowest Free Throw %	33.3 (1-3) — Auburn (SEC-T)	84.6 (11-13) — Florida	6 — Beal vs. Louisville (NCAA)
Most Rebounds	51 — Houston	40.0 (S-5) — Louisville	5 — Bullock (Purdue)
Fewest Rebounds	11 — Cincinnati	43 — Georgetown	5 — Olajuwon (Houston)
Most Fouls	29 — LSU (A)	9 — Cincinnati	
Fewest Fouls	4 — Cincinnati	32 — LSU (A)	
Most Assists	24 — Auburn (A), Houston, Miss. State (A), and LSU (H)	8 — Alabama (SEC-T)	
Most Turnovers	2 — Cincinnati	24 — Indiana and LSU (H)	
Fewest Turnovers	2 — Cincinnati	4 — Illinois, Vanderbilt (A) and Alabama (SEC-T)	
Most Steals	12 — Louisville	4 — Illinois, Vanderbilt (A) and Alabama (SEC-T)	
Most Blocked Shots	10 — Vanderbilt	12 — Purdue, Houston, and Alabama	
Largest Scoring Margin	34 — Brigham Young (H)	6 — Houston	
Largest Rebound Margin	24 — Mississippi State (A)	19 — Auburn (A)	
		10 — Indiana and Georgetown	

HIGH SCORING GAMES: Turpin 42 (Ga. — SEC), Master 23 (Kansas), Walker 22 (LSU-A), Bowie 20 (Miss. State-A, Miss.-H, and LSU-H), Beal 17 (Auburn-H), Bennett 17 (Alabama-H and Auburn-H), Blackmon (Miss.-A), Heitz 8 (Vanderbilt-H), Bearup 7 (Wyoming), Harden 6 (Four Times), Andrews 4 (Florida-A), McKinley 4 (Wyoming), Byrd 2 (LSU-H)

STARTING COMBINATIONS: Bowie (F), Walker (F), Turpin (C), Master (G), Harden (G) — 17 Wins, 3 Losses; Bowie (F), Walker (F), Turpin (C), Blackmon (G), Harden (G) — 1 Win; Bowie (F), Walker (F), Turpin (C), Blackmon (G), Master (G) — 1 Win; Bowie (F), Walker (F), Turpin (C), Beal (G), Master (G) — 9 Wins, 2 Losses; Bowie (F), Heitz (F), Turpin (C), Beal (G), Master (G) — 1 Win

RESULTS

GAME	UK-Opp.	Attend	High Scorer	High Rebounder	Georgia (H, Jan. 28)	64-40	23,776	Turpin 18	Bowie, Turpin 9
Louisville (H, Nov. 26)	65-44	24,012	Master 19	Bowie 10	Tennessee (H, Jan. 30)	93-74	22,928	Walker 21	Bowie 11
Indiana (H, Dec. 3)	59-54	23,864	Blackmon 14	Walker 9	Alabama (A, Feb. 4)	62-69	15,043	Walker 14	Turpin 9
Kansas (A, Dec. 10)	72-50	15,200	Turpin 25	Walker 8	Mississippi State (A, Feb. 6)	77-58	8,936	Master 22	Bowie 13
Wyoming (UKIT, Dec. 16)	66-40	24,098	Turpin 14	Bowie 7	Auburn (H, Feb. 11)	84-64	23,836	Beal, Bennett 17	Bowie 8
Brigham Young (UKIT, Dec. 17)	93-59	24,098	Turpin 16	Bowie 14	Florida (H, Feb. 13)	67-65	23,809	Turpin 15	Bowie 11
Cincinnati (A, Dec. 20)	24-11	16,136	Turpin, Bowie 6	Bowie 6	Vanderbilt (A, Feb. 19)	58-54	15,626	Turpin 22	Bowie 9
Illinois (A, Dec. 24)	56-54	7,651	Bowie, Master 11	Bennett 7	Georgia (A, Feb. 25)	66-64	9,349	Turpin 18	Bowie 10
Purdue (Louisville, Dec. 28)	86-67	16,834	Turpin 22	Turpin, Walker 10	Tennessee (A, Feb. 27)	58-63	12,700	Bowie 18	Turpin 8
Mississippi (A, Jan. 2)	68-55	5,620	Blackmon 15	Bowie 7	Mississippi (H, Mar. 1)	76-57	23,724	Bowie 20	Bowie 19
LSU (A, Jan. 7)	96-80	13,574	Turpin 35	Turpin 13	LSU (H, Mar. 3)	90-68	23,810	Bowie 20	Bowie 16
Alabama (H, Jan. 9)	76-66	23,812	Bennett, Walker 17	Bennett, Bowie, Turpin 6	Georgia (SEC-T, Mar. 8)*	92-79	15,426	Turpin 42	Turpin 16
Mississippi State (H, Jan. 11)	51-42	23,802	Walker 16	Walker 7	Alabama (SEC-T, Mar. 9)*	48-46	15,426	Master 16	Bowie 10
Auburn (A, Jan. 13)	63-82	12,424	Turpin 22	Bowie 7	Auburn (SEC-T, Mar. 10)*	51-49	15,426	Turpin 13	Walker 9
Florida (A, Jan. 17)	57-69	12,074	Master 18	Walker 7	Brigham Young (NCAA, Mar. 17)**	93-68	7,276	Walker 19	Walker 8
Vanderbilt (H, Jan. 20)	67-46	23,842	Walker 19	Walker 11	Louisville (NCAA-H, Mar. 22)	72-67	23,525	Beal, Master 15	Bowie 12
Houston (H, Jan. 22)	75-67	23,992	Walker 20	Bowie 18	Illinois (NCAA-H, Mar. 24)	54-51	23,525	Turpin 13	Bowie 14
					Georgetown (NCAA, Mar. 31)***	40-53	38,471	Bowie 10	Bowie 11

* Nashville, Tenn.

** Birmingham, Ala.

***Seattle, Wash.

Attendance: Home — 380,453 (23,778)

Other — 253,165 (14,065)

Total — 633,618 (18,635)

1983-84 GAME-BY-GAME STATISTICS

Team Game by Game Statistics

Game	Field Goals	Free Throws	Reb.	PF-D	A	TO	BS	S	Points	Halftime
Kentucky (H)	19-48-39.6	27-36-75.0	36	16-0	15	14	7	12	65	35
Louisville	21-59-35.6	2-5-40.0	41	25-1	11	20	3	5	44	20
Kentucky (H)	20-49-40.8	19-30-63.3	23	21-0	14	11	4	10	59	31
Indiana	19-41-46.3	16-21-76.2	33	23-2	15	24	3	4	54	32
Kentucky (A)	29-45-64.4	14-19-73.7	31	13-0	19	13	8	5	72	35
Kansas	23-60-38.3	4-5-80.0	25	21-1	13	15	3	2	50	20
Kentucky (UKIT)	23-43-53.5	20-32-62.5	32	14-1	16	9	5	8	66	31
Wyoming	17-55-30.9	6-9-66.7	35	27-3	6	18	2	5	40	21
Kentucky (UKIT)	34-58-58.6	25-30-83.3	43	22-0	24	15	8	5	93	34
Brigham Young	22-62-36.1	15-20-75.0	28	25-2	12	20	1	4	59	36
Kentucky (A)	10-19-52.6	4-8-50.0	11	4-0	4	2	0	0	24	11
Cincinnati	5-12-41.6	1-2-50.0	9	10-0	2	8	1	0	11	7
Kentucky (A)	25-40-62.6	6-7-85.7	25	12-0	15	11	6	1	56	26
Illinois	25-49-51.0	4-8-50.0	15	13-0	19	4	1	10	54	33
Kentucky (Louisville)	32-63-50.8	22-30-73.3	39	22-0	21	19	6	6	86	53
Purdue	23-60-38.3	21-26-80.8	31	25-1	13	20	3	12	67	27
Kentucky (A)	23-43-53.5	22-29-75.9	29	21-0	9	20	6	5	68	26
Mississippi	21-50-42.0	13-19-68.4	30	28-1	10	20	0	9	55	26
Kentucky (A)	32-56-57.1	32-43-74.4	45	29-2	19	18	2	3	96	43
LSU	28-64-43.8	24-38-63.2	36	32-1	12	14	1	7	80	33
Kentucky (H)	30-52-57.7	16-22-72.7	27	14-0	23	13	8	10	76	33
Alabama	30-60-50.0	6-8-75.0	29	19-0	14	16	1	5	66	34
Kentucky (H)	17-41-41.5	17-24-70.8	27	18-0	14	9	6	6	51	21
Miss. State	17-44-38.6	8-15-53.3	28	21-2	12	15	0	5	42	22
Kentucky (A)	28-62-45.2	7-11-63.6	36	21-1	13	24	4	5	63	34
Auburn	31-63-49.2	20-33-60.6	41	17-0	16	17	5	10	82	41
Kentucky (A)	26-58-44.8	5-6-83.3	37	28-2	10	10	4	0	57	18
Florida	24-47-51.1	21-31-67.7	28	15-1	13	7	1	4	69	34
Kentucky (H)	25-57-43.9	17-28-60.7	49	18-0	18	16	10	2	67	31
Vanderbilt	18-67-26.9	10-17-58.8	41	28-2	11	11	2	5	46	16
Kentucky (H)	27-55-49.1	20-37-54.1	51	24-1	20	24	5	3	74	35
Houston	26-75-34.7	15-29-51.7	45	30-4	12	13	6	12	67	31
Kentucky (H)	27-53-50.9	10-11-90.9	36	9-0	20	11	3	5	64	28
Georgia	18-51-35.3	4-5-80.0	22	15-0	8	14	0	4	40	24
Kentucky (H)	33-61-54.1	27-32-84.4	37	19-0	23	17	5	9	93	43
Tennessee	26-58-44.8	22-28-78.6	28	29-2	16	17	1	4	74	33
Kentucky (A)	28-51-54.9	6-7-85.7	36	21-1	17	23	0	2	62	32
Alabama	25-60-41.7	19-24-79.2	27	11-0	17	6	3	12	69	29
Kentucky (A)	26-46-56.5	25-32-78.1	47	19-0	20	24	3	1	77	45
Miss. State	23-66-34.8	12-15-80.0	23	27-1	10	8	2	8	58	16
Kentucky (H)	33-60-55.0	18-24-75.0	35	21-0	21	13	7	4	84	37
Auburn	24-59-40.7	16-24-66.7	32	23-0	14	15	1	9	64	32
Kentucky (H)	31-47-66.0	5-12-41.7	29	14-1	21	21	3	5	67	32
Florida	27-64-42.2	11-13-84.6	29	17-1	17	11	1	10	65	34
Kentucky (A)	24-40-60.0	10-12-83.3	28	17-0	15	8	4	0	58	29
Vanderbilt	23-50-46.0	8-17-47.1	23	17-0	9	4	0	1	54	21
Kentucky (A)	31-55-56.4	4-9-44.4	30	10-0	20	10	6	6	66	38
Georgia	31-70-42.3	2-3-66.7	37	17-0	22	11	0	6	64	36
Kentucky (A)	27-58-46.6	4-8-50.0	33	22-3	13	15	2	6	58	23
Tennessee	24-56-42.9	15-22-68.2	38	13-0	9	14	4	5	63	22
Kentucky (H)	30-60-50.0	16-24-66.7	46	20-0	18	14	1	10	76	34
Mississippi	23-55-41.8	11-20-55.0	25	19-2	14	15	3	5	57	25
Kentucky (H)	29-50-48.0	32-42-75.2	34	23-0	20	24	7	10	90	31
LSU	26-62-41.9	16-30-53.3	36	30-4	17	24	0	11	68	23
Kentucky (SEC-T)	37-63-58.7	18-22-81.8	41	15-0	22	15	5	4	92	47
Georgia	33-65-60.8	13-16-81.3	22	20-0	13	10	1	3	79	34
Kentucky (SEC-T)	22-51-43.1	4-5-80.0	25	13-0	6	4	4	2	48	24
Alabama	20-42-47.6	6-9-66.7	28	8-0	11	9	4	2	46	24
Kentucky (SEC-T)	25-53-47.2	1-3-33.3	26	13-0	14	8	1	6	51	30
Auburn	22-52-42.3	5-6-83.3	32	12-0	13	12	3	3	49	27
Kentucky (NCAA)	35-67-52.2	23-30-76.6	38	20-0	20	13	3	8	93	42
Brigham Young	27-60-45.0	14-18-77.7	34	25-0	18	27	3	5	68	29
Kentucky (NCAA)	28-55-50.9	16-20-80.0	36	19-0	16	20	6	9	72	32
Louisville	28-61-45.9	11-16-68.8	29	20-1	11	16	1	8	67	36
Kentucky (NCAA)	21-38-55.3	12-17-70.6	26	14-0	13	13	1	3	54	24
Illinois	23-50-46.0	5-9-55.6	21	15-0	17	7	2	3	51	22
Kentucky (NCAA)	13-53-24.5	14-16-87.5	33	22-1	9	15	3	7	40	29
Georgetown	23-50-46.0	7-15-46.7	43	19-0	11	19	3	1	53	22

1983-84 WILDCAT SEASON IN REVIEW

November 26, 1983, Lexington, KY

LOUISVILLE 44

PLAYER	FG-FGA	FT-FTA	REB	PF	TP	A	TO	BLK	S	MIN
Manuel Forrest	3-8	0-0	5	3	6	0	3	0	0	24
Billy Thompson	2-6	0-0	6	4	4	2	5	1	1	25
Charles Jones	2-8	2-2	8	2	6	1	2	0	1	36
Lancaster Gordon	4-12	0-1	6	1	8	2	2	0	2	35
Milt Wagner	2-9	0-0	3	5	4	3	2	1	0	22
Robbie Valentine	0-0	0-0	0	0	0	1	0	0	0	1
James Jeter	0-0	0-0	0	1	0	0	0	0	0	1
Barry Sumpter	0-2	0-2	5	3	0	1	1	0	0	15
Jeff Hall	3-9	0-0	1	2	6	1	2	1	1	25
Danny Mitchell	0-0	0-0	1	0	0	0	1	0	0	4
Mark McSwain	5-5	0-0	2	4	10	0	2	0	0	12
TOTALS	21-59	2-5	41	25	44	11	20	3	5	200

Team Rebounds — 4, Deadball Rebounds — 2

KENTUCKY 65

PLAYER	FG-FGA	FT-FTA	REB	PF	TP	A	TO	BLK	S	MIN
Sam Bowie	0-3	7-8	10	2	7	5	3	5	3	33
Kenny Walker	6-9	1-4	3	0	13	0	0	0	0	24
Melvin Turpin	5-11	6-8	9	2	16	1	2	1	1	33
Jim Master	5-13	9-9	2	3	19	2	3	0	1	37
Roger Harden	0-0	0-0	1	2	0	2	1	0	0	25
James Blackmon	3-5	0-1	2	3	6	4	2	0	3	16
Dicky Beal	0-0	2-2	0	0	2	0	0	0	0	4
Paul Andrews	0-0	0-0	0	0	0	0	0	0	0	1
Bret Bearup	0-1	0-0	1	0	0	0	0	0	0	2
Winston Bennett	0-6	2-4	7	4	2	1	3	1	1	23
Tom Heitz	0-0	0-0	0	0	0	0	0	0	0	1
Troy McKinley	0-0	0-0	0	0	0	0	0	0	0	1
TOTALS	19-48	27-36	36	16	65	15	14	7	12	200

Team Rebounds — 1, Deadball Rebounds — 0

Shooting Percentages: Louisville 35.6, Kentucky 39.6. Technical Fouls: Louisville (Wrong Uniform Number). Officials: Weiler, Robinson, Showalter.

Halftime: Kentucky 35, Louisville 20. Attendance 24,012

December 3, 1983, Lexington, KY

INDIANA 54

PLAYER	FG-FGA	FT-FTA	REB	PF	TP	A	TO	BLK	S	MIN
Marty Simmons	6-9	7-8	6	1	19	2	2	0	0	40
Mike Giomi	1-4	2-4	3	3	4	0	0	0	0	10
Uwe Blab	5-11	1-2	12	3	11	2	6	2	0	39
Steve Alford	6-10	5-5	2	5	17	4	3	0	3	39
Stew Robinson	0-2	0-0	1	2	0	5	4	1	0	40
Winston Morgan	1-3	1-1	3	5	3	2	5	0	1	22
Daryl Thomas	0-2	0-1	0	0	0	0	0	0	0	4
Todd Meier	0-0	0-0	0	2	0	0	2	0	0	3
Tracy Foster	0-0	0-0	0	1	0	0	0	0	0	1
Courtney Witte	0-0	0-0	0	1	0	0	1	0	0	2
TOTALS	19-41	16-21	33	23	54	15	24*	3	4	200

Team Rebounds — 6, Deadball Rebounds — 7 * Includes one team turnover

Shooting Percentages: Indiana 46.3, Kentucky 40.8. Technical Foul: Indiana Coach Knight, Kentucky Team. Officials: Shea, Vacca, Harmon.

Halftime: Indiana 32, Kentucky 31. Attendance: 23,864

KENTUCKY 59

PLAYER	FG-FGA	FT-FTA	REB	PF	TP	A	TO	BLK	S	MIN
Kenny Walker	4-10	2-2	9	1	10	1	2	1	1	35
Sam Bowie	1-5	1-4	4	4	3	4	2	1	1	20
Melvin Turpin	4-7	3-3	5	4	11	1	0	1	2	27
Jim Master	1-6	2-4	1	3	4	2	0	1	3	39
Roger Harden	3-5	0-0	0	3	6	4	3	0	2	20
James Blackmon	5-8	4-6	1	2	14	1	1	0	0	21
Bret Bearup	1-3	0-1	1	0	2	0	0	0	0	9
Winston Bennett	1-5	7-10	2	4	9	1	2	0	1	29
TOTALS	20-49	19-30	23	21	59	14	*11	4	10	200

Team Rebounds — 0, Deadball Rebounds — 4 * Includes one team turnover

December 10, 1983, Lawrence, KS

KENTUCKY 72

PLAYER	FG-FGA	FT-FTA	REB	PF	TP	A	TO	BLK	S	MIN
Sam Bowie	2-6	0-0	6	1	4	3	1	2	0	24
Kenny Walker	4-7	1-3	8	2	9	1	2	3	1	34
Melvin Turpin	11-16	3-5	6	1	25	0	1	2	1	38
Jim Master	10-13	3-4	2	2	23	3	1	0	0	40
Roger Harden	0-0	0-0	1	1	0	3	2	0	1	11
James Blackmon	1-1	0-0	1	1	2	1	3	0	0	12
Winston Bennett	0-1	0-0	2	2	0	1	1	1	2	22
Dicky Beal	1-1	7-7	2	3	9	7	2	0	0	19
TOTALS	29-45	14-19	31	13	72	19	13	8	5	200

Team Rebounds — 3, Deadball Rebounds — 2

Shooting Percentages: Kentucky 64.4, Kansas 38.3. Technical Fouls: Bennett, Kentucky Coach Hall. Officials: Kouri, Schumer, Galvan.

Halftime: Kentucky 35, Kansas 20. Attendance 15,200

KANSAS 50

PLAYER	FG-FGA	FT-FTA	REB	PF	TP	A	TO	BLK	S	MIN
Kerry Boagni	1-5	0-1	3	1	2	2	0	0	1	24
Kelly Knight	4-8	0-0	4	0	8	0	0	0	0	19
Greg Dreiling	3-10	2-2	5	4	8	0	0	1	0	27
Carl Henry	3-9	0-0	3	4	6	1	7	0	1	36
Cedric Hunter	1-3	0-0	1	5	2	9	4	0	0	36
Calvin Thompson	8-16	2-2	1	3	18	0	1	0	0	25
Brian Martin	3-7	0-0	3	3	6	0	1	2	0	21
Ron Kellog	0-1	0-0	1	1	0	1	2	0	0	8
Tad Boyle	0-1	0-0	0	0	0	0	0	0	0	4
TOTALS	23-60	4-5	25	21	50	13	15	3	2	200

Team Rebounds — 4, Deadball Rebounds — 1

December 16, 1983, Lexington, KY

WYOMING 40

PLAYER	FG-FGA	FT-FTA	REB	PF	TP	A	TO	BLK	S	MIN
Tony Martin	2-7	2-3	10	5	6	0	4	2	0	26
Rodney Gowens	0-4	2-4	2	5	2	1	2	0	1	29
Jamal Hosey	3-7	0-0	4	5	6	0	2	0	1	26
Tony Brown	6-24	0-0	3	4	12	3	3	0	2	39
Troy Washpun	5-9	2-2	5	3	12	2	2	0	0	34
Roy Wave	0-1	0-0	1	0	0	0	1	0	0	1
Sean Dent	0-0	0-0	0	0	0	0	1	0	0	1
David Ortie	1-1	0-0	1	1	2	0	2	0	0	13
Mike Amundson	0-0	0-0	1	0	0	0	0	0	0	13
Tim Hunt	0-2	0-0	3	4	0	0	1	0	1	18
TOTALS	17-55	6-9	35	27	40	6	18	2	5	200

Team Rebounds — 5, Deadball Rebounds — 3

Shooting Percentages: Wyoming 30.9, Kentucky 53.5. Technical Fouls: None. Officials: Rutledge, Holmes, Frazier.

Halftime: Wyoming 21, Kentucky 21. Attendance: 24,098

KENTUCKY 66

PLAYER	FG-FGA	FT-FTA	REB	PF	TP	A	TO	BLK	S	MIN
Kenny Walker	3-4	4-6	5	1	10	2	1	2	0	31
Sam Bowie	5-7	3-5	7	0	13	0	2	1	1	18
Melvin Turpin	4-8	6-8	6	2	14	0	3	1	3	33
Jim Master	1-4	0-0	0	0	2	2	1	0	1	28
Roger Harden	0-1	0-0	0	0	0	1	0	0	0	8
James Blackmon	3-6	2-3	3	3	8	3	2	0	1	29
Dicky Beal	0-1	1-2	1	1	1	2	0	0	1	9
Paul Andrews	1-1	0-0	0	2	2	3	0	0	0	7
Bret Bearup	2-4	3-4	4	0	7	0	0	0	1	15
Winston Bennett	0-2	0-2	1	5	0	1	0	1	0	12
Tom Heitz	2-2	1-2	0	0	5	0	0	0	0	5
Troy McKinley	2-3	0-0	2	0	4	2	0	0	0	5
TOTALS	23-43	20-32	32	14	66	16	9	5	8	200

Team Rebounds — 3, Deadball Rebounds — 3

1983-84 SEASON IN REVIEW

December 17, 1983 Lexington, KY

BRIGHAM YOUNG 59

PLAYER	FG-FGA	FT-FTA	REB	PF	TP	A	TO	BLK	S	MIN
Delvin Durrant	13-24	7-10	3	4	33	1	3	0	0	40
Mike Smith	4-11	0-0	6	3	8	2	2	1	0	36
Brett Applegate	1-12	3-4	13	2	5	0	6	0	0	30
Scott Sinek	1-3	2-2	0	1	4	0	1	0	2	24
Chris Nikchavich	1-5	1-2	0	3	3	4	4	0	1	26
Marty Perry	0-1	2-2	0	1	2	0	1	0	0	7
Richie Webb	0-1	0-0	0	1	0	1	0	0	0	5
Paul Drexsel	0-0	0-0	0	0	0	0	0	0	0	4
Kevin Nielsen	0-0	0-0	1	0	0	0	2	0	0	4
Carl Pollard	0-1	0-0	2	5	0	0	0	0	0	5
Jim Usevitch	2-2	0-0	2	0	4	0	0	0	0	5
TOTALS	22-61	15-20	28	25	59	12	20	1	4	200

Team Rebounds — 1, Deadball Rebounds — 1

KENTUCKY 93

PLAYER	FG-FGA	FT-FTA	REB	PF	TP	A	TO	BLK	S	MIN
Kenny Walker	3-9	2-2	7	3	8	0	0	2	1	29
Sam Bowie	6-11	3-4	14	3	15	1	2	3	1	20
Melvin Turpin	7-9	2-2	4	3	16	2	3	2	1	27
Jim Master	6-11	3-3	1	2	15	6	1	0	0	35
Roger Harden	3-3	0-0	1	4	6	4	4	0	0	16
James Blackmon	1-3	3-5	0	1	5	1	1	0	1	15
Dicky Beal	1-1	6-6	1	0	8	6	0	0	1	9
Paul Andrews	0-0	0-0	0	0	0	1	0	0	0	5
Bret Bearup	1-2	1-2	4	1	3	2	0	1	0	11
Winston Bennett	5-7	5-6	10	3	15	1	3	0	0	25
Tom Heitz	0-0	0-0	0	2	0	0	1	0	0	4
Troy McKinley	1-2	0-0	1	0	2	0	0	0	0	4
TOTALS	34-58	25-30	43	22	93	24	15	8	5	200

Team Rebounds — 0, Deadball Rebounds — 1

Shooting Percentages : Brigham Young 36.1, Kentucky 58.6. Technical Fouls : Nikchevich. Officials : Rutledge, Olah, Grillo.

Halftime : Brigham Young 36, Kentucky 34. Attendance 24,098.

December 20, 1983, Cincinnati, OH

CINCINNATI 11

PLAYER	FG-FGA	FT-FTA	REB	PF	TP	A	TO	BLK	S	MIN
Marty Campbell	0-2	0-0	2	2	0	1	2	0	0	38
Mark Dale	1-1	0-0	3	1	2	0	1	1	0	39
Mark Dorris	2-3	1-2	1	2	5	0	3	0	0	39
Doug Kecman	0-1	0-0	1	0	0	0	0	0	0	38
Tony Wilson	2-3	0-0	0	2	4	1	1	0	0	39
Derrick McMillan	0-0	0-0	0	0	0	0	0	0	0	1
Calvin Phiffer	0-1	0-0	0	3	0	0	0	0	0	2
Luther Tiggs	0-1	0-0	1	0	0	0	0	0	0	1
Mike Szczepanski	0-0	0-0	0	0	0	0	0	0	0	1
Mike McNally	0-0	0-0	0	0	0	0	0	0	0	1
Joe Niemann	0-0	0-0	0	0	0	0	0	0	0	1
TOTALS	5-12	1-2	9	10	11	2	8	1	0	200

Team Rebounds — 1, Deadball Rebounds — 0

Shooting Percentages : Cincinnati 41.6, Kentucky 52.6. Technical Fouls : None. Officials : Vacca, Grillo, Ford.

Halftime : Cincinnati 7, Kentucky 11. Attendance : 16,136

KENTUCKY 24

PLAYER	FG-FGA	FT-FTA	REB	PF	TP	A	TO	BLK	S	MIN
Kenny Walker	0-0	0-0	0	0	0	0	0	0	0	24
Sam Bowie	2-4	2-5	6	1	6	2	0	0	0	40
Melvin Turpin	3-3	0-0	0	1	6	0	0	0	0	24
Jim Master	1-4	1-2	0	0	3	1	0	0	0	34
Roger Harden	2-3	0-0	0	1	4	1	1	0	0	31
James Blackmon	0-1	0-0	0	1	0	0	0	0	0	9
Paul Andrews	1-1	1-2	2	0	3	0	0	0	0	16
Dicky Beal	0-0	0-0	0	0	0	0	0	0	0	6
Winston Bennett	1-3	0-0	1	0	2	0	1	0	0	16
TOTALS	10-19	4-8	11	4	24	4	2	0	0	200

Team Rebounds — 2, Deadball Rebounds — 1

December 24, 1983, Champaign, IL

KENTUCKY 56

PLAYER	FG-FGA	FT-FTA	REB	PF	TP	A	TO	BLK	S	MIN
Sam Bowie	5-6	1-1	6	2	11	3	3	3	0	24
Kenny Walker	5-8	0-0	3	3	10	1	1	2	0	39
Melvin Turpin	3-5	1-1	2	1	7	0	3	1	0	28
Jim Master	5-11	1-1	1	1	11	1	1	0	1	35
Roger Harden	1-2	0-0	2	1	2	7	1	0	0	22
Winston Bennett	3-5	2-2	7	3	8	1	2	0	0	29
James Blackmon	3-3	0-0	0	1	6	1	0	0	0	11
Dicky Beal	0-0	1-2	1	0	1	1	0	0	0	9
Paul Andrews	0-0	0-0	0	0	0	0	0	0	0	3
TOTALS	25-40	6-7	25	12	56	15	11	6	1	200

Team Rebounds — 3, Deadball Rebounds — 0

Shooting Percentages : Kentucky 62.5, Illinois 51.0. Technical Fouls : None. Officials : Mitz, Due, Hidlebrand.

Halftime : Kentucky 26, Illinois 33. Attendance : 7,651.

ILLINOIS 54

PLAYER	FG-FGA	FT-FTA	REB	PF	TP	A	TO	BLK	S	MIN
Efrem Winters	7-13	1-1	7	0	15	2	0	1	3	40
Doug Altenberger	8-14	3-4	2	1	19	3	0	0	2	40
George Montgomery	2-8	0-2	2	3	4	5	1	0	1	37
Bruce Douglas	6-10	0-1	1	3	12	8	2	0	3	20
Quinn Richardson	2-3	0-0	0	2	4	1	0	0	0	23
Tom Schafer	0-1	0-0	2	4	0	0	1	0	1	20
TOTALS	25-49	4-8	15	13	54	19	4	1	10	200

Team Rebounds — 1, Deadball Rebounds — 4

December 28, 1984, Louisville, KY

PURDUE 67

PLAYER	FG-FGA	FT-FTA	REB	PF	TP	A	TO	BLK	S	MIN
Greg Eifert	2-3	0-0	3	5	4	1	1	0	1	24
James Bullock	6-10	1-2	6	4	13	1	4	0	5	29
Jim Rowinski	6-16	6-8	9	3	18	2	2	1	1	40
Ricky Hall	6-13	5-6	6	3	17	2	5	0	3	38
Steve Reid	3-11	7-8	3	2	13	6	4	0	1	36
Mark McClendon	0-0	0-0	0	0	0	0	0	0	0	1
Herb Robinson	0-4	2-2	1	4	2	1	0	0	1	17
Curt Clawson	0-2	0-0	1	0	0	0	1	0	0	7
Joe Gampfer	0-1	0-0	0	4	0	0	3	2	0	8
TOTALS	23-60	21-26	31	25	67	13	20	3	12	200

Team Rebounds — 2, Deadball Rebounds — 5

KENTUCKY 86

PLAYER	FG-FGA	FT-FTA	REB	PF	TP	A	TO	BLK	S	MIN
Kenny Walker	6-13	6-8	10	3	18	1	1	0	1	36
Sam Bowie	5-7	0-1	5	4	10	1	5	0	1	16
Melvin Turpin	9-17	4-4	10	2	22	3	3	6	2	38
Jim Master	4-10	1-3	1	1	9	3	0	0	0	30
Roger Harden	0-1	0-0	1	3	0	4	1	0	1	14
James Blackmon	1-1	3-4	2	3	5	3	3	0	0	18
Dicky Beal	3-3	2-2	1	1	8	2	1	0	0	14
Paul Andrews	0-1	0-0	0	1	0	1	0	0	0	4
Bret Bearup	1-3	0-1	2	0	2	0	0	0	0	6
Winston Bennett	2-5	6-7	5	4	10	2	4	0	1	20
Tom Heitz	1-2	0-0	0	0	2	0	0	0	0	2
Troy McKinley	0-0	0-0	0	0	0	1	1	0	0	2
TOTALS	32-63	22-30	39	22	86	21	19	6	6	200

Team Rebounds — 2, Deadball Rebounds — 6

Shooting Percentages : Purdue 38.3, Kentucky 50.8. Technical Fouls : Ky. Bench, Eifert. Officials : Rutledge, Nugent, Showalter.

Halftime : Purdue 27, Kentucky 53. Attendance : 16,834

1983-84 SEASON IN REVIEW

January 2, 1984, Oxford, MS

KENTUCKY 68

PLAYER	FG-FGA	FT-FTA	REB	PF	TP	A	TO	BLK	S	MIN
Kenny Walker	5-7	3-5	2	3	13	0	1	0	2	27
Sam Bowie	3-6	6-7	7	2	12	2	6	4	2	37
Melvin Turpin	3-6	0-0	3	4	6	1	3	1	0	24
Roger Harden	1-4	4-4	2	4	6	3	1	0	0	32
James Blackmon	6-12	3-5	5	3	15	2	4	0	1	35
Dicky Beal	0-0	0-2	1	1	0	1	1	0	0	8
Paul Andrews	0-0	0-0	0	0	0	0	0	0	0	5
Bret Bearup	0-2	1-2	0	0	1	0	0	0	0	10
Winston Bennett	4-5	5-5	5	4	13	0	3	1	0	16
Tom Heitz	1-1	0-1	2	0	2	0	1	0	0	6
TOTALS	23-43	22-31	29	21	68	9	20	6	5	200

Team Rebounds — 2, Deadball Rebounds — 3

MISSISSIPPI 55

PLAYER	FG-FGA	FT-FTA	REB	PF	TP	A	TO	BLK	S	MIN
George Buckner	2-4	0-1	3	3	4	1	0	0	2	24
Chico Patridge	1-6	0-0	2	4	2	0	2	0	1	24
Sylvester Kincheon	3-6	0-1	9	4	6	0	2	0	1	39
Cecil Dowell	0-4	1-2	3	3	1	4	4	0	1	23
Eric Laird	12-21	10-12	3	5	34	1	6	0	1	38
Brad Pierce	0-1	0-0	1	1	0	0	2	0	0	6
Andre Larid	0-1	2-2	1	4	2	1	1	0	1	12
Joe Ayers	0-3	0-0	1	2	0	2	2	0	2	17
Derek Horne	1-2	0-1	1	0	2	1	0	0	0	10
Bruce Tranbarger	2-2	0-0	2	2	4	0	1	0	0	7
TOTALS	21-50	13-19	30	28	55	10	20	0	9	200

Team Rebounds — 4, Deadball Rebounds — 0

Shooting Percentages : Kentucky 53.5, Mississippi 42.0. Technical Fouls : Bowie, Officials : Kelley, Copeland, Brown.

Halftime : Kentucky 26, Mississippi 26. Attendance 5,620.

January 7, 1984, Baton Rouge, LA

KENTUCKY 96

PLAYER	FG-FGA	FT-FTA	REB	PF	TP	A	TO	BLK	S	MIN
Jim Master	4-10	5-7	2	4	13	3	3	0	0	39
Roger Harden	2-8	0-0	3	2	4	6	2	0	1	21
Sam Bowie	0-0	7-8	5	4	7	1	2	1	1	19
Kenny Walker	7-10	8-10	12	1	22	2	3	1	1	40
Melvin Turpin	15-17	5-6	13	5	35	3	1	0	0	39
James Blackmon	0-1	1-3	0	2	1	0	2	0	0	4
Dicky Beal	2-3	1-3	2	1	5	4	3	0	0	17
Bret Bearup	0-2	0-0	0	4	0	0	0	0	0	8
Winston Bennett	1-3	2-2	2	5	4	0	2	0	0	6
Tom Heitz	1-2	3-4	2	1	5	0	0	0	0	7
TOTALS	32-56	32-43	45	29	96	19	18	2	3	200

Team Rebounds — 4, Deadball Rebounds — 2

LSU 80

PLAYER	FG-FGA	FT-FTA	REB	PF	TP	A	TO	BLK	S	MIN
Derrick Taylor	9-20	3-5	1	4	21	2	3	0	2	37
Johnny Jones	1-6	4-5	2	3	6	3	3	0	0	29
John Tudor	3-5	3-5	7	3	9	5	2	0	1	33
Leonard Mitchell	4-9	5-7	6	5	13	1	1	1	0	24
Jerry Reynolds	4-7	4-8	6	4	12	1	3	0	3	30
Anthony Wilson	1-3	0-0	0	2	2	0	1	0	0	5
Joe Johnson	0-0	0-0	0	1	0	0	0	0	0	1
Dennis Brown	2-3	1-2	2	4	5	0	0	0	1	3
Theron Cojoe	0-0	0-0	0	1	0	0	0	0	0	3
Oliver Brown	1-2	0-0	1	0	2	0	0	0	0	1
Damon Vance	0-0	0-0	0	0	0	0	0	0	0	1
Nikita Wilson	2-6	3-5	9	4	7	0	1	0	0	23
Don Redden	1-3	1-1	0	1	3	0	0	0	0	10
TOTALS	28-64	24-38	36	32	80	12	14	1	7	200

Team Rebounds — 2, Deadball Rebounds — 2

Shooting Percentages : Kentucky 57.1, LSU 43.8. Technical Fouls : None. Officials : Kelley, Ferguson, Prescott.

Halftime : Kentucky 43, LSU 33. Attendance : 13,574

January 9, 1984, Lexington, KY

ALABAMA 66

PLAYER	FG-FGA	FT-FTA	REB	PF	TP	A	TO	BLK	S	MIN
Buck Johnson	4-11	2-2	2	4	10	4	4	0	0	20
Darrell Neal	3-15	2-2	7	4	8	3	4	0	0	34
Bobby Lee Hurt	7-9	2-4	10	3	16	0	1	1	0	40
Eric Richardson	3-6	0-0	2	2	6	5	0	0	1	29
Terry Williams	10-15	0-0	4	3	20	1	5	0	1	39
Craig Dudley	0-0	0-0	0	0	0	0	1	0	1	10
Terry Coner	3-4	0-0	0	2	6	1	1	0	1	10
Mark Farmer	0-0	0-0	1	1	0	0	0	0	0	4
TOTALS	30-60	6-8	29	19	66	14	16	1	5	200

Team Rebounds — 3, Deadball Rebounds — 3

KENTUCKY 76

PLAYER	FG-FGA	FT-FTA	REB	PF	TP	A	TO	BLK	S	MIN
Kenny Walker	8-12	1-1	3	1	17	1	1	2	4	39
Sam Bowie	5-8	1-4	6	1	11	2	5	1	0	22
Melvin Turpin	6-10	3-4	6	3	15	1	2	5	1	31
Jim Master	3-8	2-2	0	0	8	2	1	0	0	26
Roger Harden	0-1	0-0	1	3	0	4	0	0	1	17
James Blackmon	0-1	0-1	1	0	0	3	1	0	0	22
Dicky Beal	2-2	4-4	0	2	8	0	0	0	2	17
Winston Bennett	6-10	5-6	6	4	17	2	3	0	2	26
Tom Heitz	0-0	0-0	0	0	0	0	0	0	0	2
TOTALS	30-52	16-22	27	14	76	23	13	8	10	200

Team Rebounds — 4, Deadball Rebounds — 1

Shooting Percentages : Alabama 50, Kentucky 57.7. Technical Fouls : None. Officials : Nichols, Vacca, Watkins.

Halftime : Alabama 34, Kentucky 33. Attendance : 23,812

January 11, 1984, Lexington, KY

MISSISSIPPI STATE 42

PLAYER	FG-FGA	FT-FTA	REB	PF	TP	A	TO	BLK	S	MIN
Chauncy Robinson	7-13	1-2	2	1	15	1	4	0	0	40
Mackey Whyte	1-2	0-0	1	4	2	0	1	0	1	23
Kelvin Hildreth	1-5	4-8	5	1	6	0	2	0	1	40
Butch Pierre	4-10	0-0	3	5	8	5	2	0	0	38
Ken Harvey	2-8	1-2	7	5	5	6	4	0	3	33
Jeff Norwood	0-1	0-0	0	1	0	0	1	0	0	2
Rembert Martin	0-0	0-0	0	0	0	0	0	0	0	1
Jeff Wulff	1-1	2-2	4	0	4	0	0	0	0	11
Tracy Taylor	0-2	0-0	0	2	0	0	0	0	0	4
Anthony Robinson	1-1	0-1	1	1	2	0	0	0	0	6
Mark Peters	0-1	0-0	0	1	0	0	0	0	0	2
TOTALS	17-44	8-15	28	21	42	12	15	0	5	200

Team Rebounds — 5, Deadball Rebounds — 6

KENTUCKY 51

PLAYER	FG-FGA	FT-FTA	REB	PF	TP	A	TO	BLK	S	MIN
Kenny Walker	4-7	8-10	7	3	16	0	0	0	0	39
Sam Bowie	2-3	0-0	5	3	4	3	0	3	3	24
Melvin Turpin	4-7	2-2	6	3	10	1	1	2	0	32
Jim Master	4-12	0-0	0	2	8	2	2	0	0	24
Roger Harden	1-3	0-0	1	1	2	0	0	0	0	9
James Blackmon	1-5	2-3	3	2	4	4	1	1	1	23
Dicky Beal	0-1	5-7	1	1	5	4	3	0	0	25
Bret Bearup	0-0	0-0	0	0	0	0	0	0	0	1
Winston Bennett	1-3	0-0	2	2	2	0	2	0	0	21
Tom Heitz	0-0	0-2	0	1	0	0	0	0	2	2
TOTALS	17-41	17-24	27	18	51	14	9	6	6	200

Team Rebounds — 2, Deadball Rebounds — 4

Shooting Percentages : Mississippi State 41.5, Kentucky 41.5. Technical Fouls : None. Officials : Clougherty, Olah, Grillo.

Halftime : Mississippi State 22, Kentucky 21.

1983-84 SEASON IN REVIEW

January 13, 1984 Auburn, AL

KENTUCKY 63

PLAYER	FG-FGA	FT-FTA	REB	PF	TP	A	TO	BLK	S	MIN
Sam Bowie	7-11	1-2	10	4	15	0	2	2	1	37
Kenny Walker	3-5	0-1	7	4	6	0	0	1	0	28
Melvin Turpin	9-14	4-6	5	3	22	1	4	12	2	30
Jim Master	1-5	0-0	3	3	2	1	1	0	0	32
Roger Harden	1-2	0-0	0	2	2	3	4	0	0	9
James Blackmon	3-10	0-0	1	3	6	4	3	0	1	17
Dicky Beal	2-5	1-1	2	3	5	4	4	0	0	18
Paul Andrews	0-2	0-0	0	0	0	0	1	0	0	5
Bret Bearup	0-0	0-0	0	0	0	0	0	0	0	5
Winston Bennett	2-7	1-1	1	5	5	0	4	0	1	18
Tom Heitz	0-0	0-0	1	0	0	0	0	0	0	1
TOTALS	28-62	7-11	36	27	63	13	25	4	5	200

Team Rebounds — 6, Deadball Rebounds — 1, Team Turnovers — 1

Shooting Percentages : Kentucky 45.2, Auburn 49.2. Technical Fouls : None. Officials : Rutledge, Galvan, Frazier.

Halftime : Kentucky 34, Auburn 41. Attendance: 12,424

AUBURN 82

PLAYER	FG-FGA	FT-FTA	REB	PF	TP	A	TO	BLK	S	MIN
Chuck Person	9-20	7-11	9	2	25	1	3	2	2	37
Vern Strickland	3-8	1-3	7	3	7	0	1	0	0	22
Greg Turner	4-7	4-4	6	1	12	1	0	0	1	32
Gerald White	6-10	0-2	2	1	12	3	5	0	3	24
Frank Ford	2-7	1-2	2	4	5	1	1	0	0	25
Paul Daniels	0-0	0-0	2	4	0	7	4	0	2	28
Terry Martin	0-0	0-0	0	0	0	0	0	0	0	1
Carey Holland	0-0	0-0	0	0	0	0	0	0	0	1
Charles Barkley	7-11	7-11	10	1	21	3	3	3	2	30
TOTALS	31-63	20-33	41	17	82	16	17	5	10	200

Team Rebounds — 3, Deadball Rebounds — 5

January 17, 1984 Gainesville, FL

KENTUCKY 57

PLAYER	FG-FGA	FT-FTA	REB	PF	TP	A	TO	BLK	S	MIN
Sam Bowie	2-6	0-0	5	4	4	1	1	1	0	20
Kenny Walker	7-11	1-2	7	5	15	0	1	0	0	35
Melvin Turpin	2-3	0-0	6	1	4	0	4	3	0	28
Jim Master	7-13	4-4	2	2	18	5	0	0	0	34
Roger Harden	0-2	0-0	1	2	0	2	1	0	0	22
Winston Bennett	1-4	0-0	2	5	2	0	1	0	0	18
James Blackmon	1-8	0-0	2	4	2	2	1	0	0	20
Tom Heitz	2-4	0-0	4	1	4	0	0	0	0	8
Bret Bearup	1-2	0-0	3	3	2	0	0	0	0	6
Troy McKinley	1-1	0-0	1	0	2	0	0	0	0	4
Paul Andrews	2-4	0-0	2	1	4	0	1	0	0	5
TOTALS	26-58	5-6	37	28	57	10	10	4	0	200

Team Rebounds — 1, Deadball Rebounds — 1

Shooting Percentages : Louisville 35.6, Kentucky 39.6. Technical Fouls : Louisville (Wrong Uniform Number). Officials : Weiler, Robinson, Showalter.

Halftime : Kentucky - 35, Louisville — 20. Attendance: 24,012

FLORIDA 69

PLAYER	FG-FGA	FT-FTA	REB	PF	TP	A	TO	BLK	S	MIN
Vernon Delancy	5-5	4-4	2	4	14	5	3	0	1	36
Ronnie Williams	4-9	7-9	7	5	15	2	2	1	1	35
Eugene McDowell	8-9	0-2	9	0	16	2	1	0	0	39
Joe Lawrence	0-6	0-0	3	0	0	2	0	0	1	29
Andrew Moten	4-10	5-8	5	4	13	2	1	0	1	39
Darryl Gresham	2-6	2-2	0	0	6	0	0	0	0	13
Randall Leath	1-2	0-0	1	2	2	0	0	0	0	5
Rollie Castineyra	0-0	3-4	0	0	3	0	0	0	0	1
Danny Sheldon	0-0	0-2	0	0	0	0	0	0	0	1
Travis Benton	0-0	0-0	0	0	0	0	0	0	0	1
David Visscher	0-0	0-0	0	0	0	0	0	0	0	1
TOTALS	24-47	21-31	27	15	69	13	7	1	4	200

Team Rebounds — 1, Deadball Rebounds — 0

January 20, 1984 Lexington, KY

VANDERBILT 46

PLAYER	FG-FGA	FT-FTA	REB	PF	TP	A	TO	BLK	S	MIN
Jeff Turner	7-22	5-7	5	1	19	1	0	0	0	36
Bobby Westbrook	1-4	0-0	6	3	2	0	1	0	0	15
Brett Burrow	2-8	0-0	6	4	4	1	2	0	0	26
Phil Cox	0-7	1-2	3	5	1	3	4	1	3	25
Al McKinney	0-2	0-0	4	2	0	1	0	1	0	25
Jimmy Lenz	0-0	0-0	0	0	0	0	0	0	0	3
David Joiner	0-1	0-0	0	0	0	0	0	0	0	2
Jeff Gary	4-11	2-2	3	4	10	2	1	0	0	24
Darrell Dulaney	0-0	0-2	0	1	0	0	0	0	0	2
Glen Clem	2-6	2-4	2	1	6	2	1	0	1	24
Will Purdue	2-3	0-0	8	1	4	0	0	0	0	8
Steve Reece	0-1	0-0	0	5	0	1	2	0	0	8
Scott McCabe	0-2	0-0	0	1	0	0	0	0	0	2
TOTALS	18-67	10-17	41	28	46	11	11	2	5	200

Team Rebounds — 4, Deadball Rebounds — 5

Shooting Percentages : Vanderbilt 26.9, Kentucky 43.9. Technical Fouls : None. Officials : Rutledge, Copeland, Forte.

Halftime : Vanderbilt 16, Kentucky — 31. Attendance : 23,824

KENTUCKY 67

PLAYER	FG-FGA	FT-FTA	REB	PF	TP	A	TO	BLK	S	MIN
Kenny Walker	9-15	1-2	11	3	19	1	1	0	0	32
Sam Bowie	3-8	0-0	10	3	6	1	4	3	0	28
Melvin Turpin	5-7	0-0	5	3	10	0	0	4	0	26
Jim Master	2-7	1-2	3	2	5	6	2	0	0	34
Roger Harden	0-3	0-0	2	1	0	4	4	0	0	20
James Blackmon	2-6	0-2	3	2	4	4	1	1	1	23
Paul Andrews	0-0	0-0	0	0	0	0	0	0	0	3
Bret Bearup	0-0	2-2	3	0	2	1	0	1	0	5
Winston Bennett	2-7	9-15	6	2	13	1	4	0	1	19
Tom Heitz	2-3	4-5	4	2	8	0	0	1	0	8
Troy McKinley	0-1	0-0	0	0	0	0	0	0	0	2
TOTALS	25-57	17-28	49	18	67	18	16	10	2	200

Team Rebounds — 2, Deadball Rebounds — 4

January 22, 1984, Lexington, KY

HOUSTON 67

PLAYER	FG-FGA	FT-FTA	REB	PF	TP	A	TO	BLK	S	MIN
Michael Young	8-25	3-7	9	5	19	0	2	0	2	39
Rickie Winslow	2-4	0-2	5	5	4	0	2	0	4	29
Akeem-Olajuwon	6-12	2-4	12	5	14	1	7	5	2	29
Alvin Franklin	8-18	8-11	2	3	24	1	0	0	1	35
Reid Gettys	0-3	0-0	2	5	0	5	1	0	2	27
Derek Giles	1-4	2-2	3	2	4	4	0	0	1	11
Renaldo Thomas	0-1	0-2	1	0	0	0	0	0	0	2
Eric Dickens	1-4	0-1	0	1	2	1	0	0	0	7
Greg Anderson	0-4	0-0	6	4	0	0	1	1	0	21
TOTALS	26-75	15-29	45	30	67	12	13	6	12	200

Team Rebounds — 5, Deadball Rebounds — 4

Shooting Percentages : Houston 34.7, Kentucky 49.1. Technical Fouls : None. Officials : Shea, Kelley, Dibler.

Halftime : Houston 31, Kentucky 39. Attendance: 23,992

KENTUCKY 74

PLAYER	FG-FGA	FT-FTA	REB	PF	TP	A	TO	BLK	S	MIN
Kenny Walker	7-16	6-9	10	4	20	3	3	1	1	32
Sam Bowie	4-8	0-3	18	5	8	1	5	2	0	36
Melvin Turpin	8-10	3-6	11	4	19	2	1	2	1	34
James Blackmon	4-6	1-2	0	4	9	2	4	0	0	17
Jim Master	0-4	0-0	3	1	0	3	2	0	0	28
Dicky Beal	0-0	1-2	0	1	1	2	1	0	0	11
Roger Harden	3-5	0-0	4	3	6	6	5	0	1	24
Winston Bennett	1-6	9-15	3	2	11	1	3	0	0	18
TOTALS	27-55	20-37	51	24	74	20	24	5	3	200

Team Rebounds — 2, Deadball Rebounds — 2

1983-84 SEASON IN REVIEW

January 28, 1984, Lexington, KY

GEORGIA 40

PLAYER	FG-FGA	FT-FTA	REB	PF	TP	A	TO	BLK	S	MIN
Joe Ward	1-3	0-0	3	1	2	1	1	0	1	30
James Bank	1-9	0-0	4	2	2	1	1	0	0	35
Richard Corhen	1-2	0-0	2	4	2	1	3	0	0	26
Gerald Crosby	4-11	2-2	1	1	10	3	0	0	1	35
Vern Fleming	5-15	1-2	5	3	11	2	5	0	0	37
Dennis Williams	0-0	0-0	0	0	0	0	0	0	0	2
Horace McMillan	5-10	1-1	3	2	11	0	3	0	0	25
Chad Kessler	0-0	0-0	0	1	0	0	0	0	1	1
Donald Hartry	1-1	0-0	0	1	2	0	1	0	1	1
Dwayne Rainey	0-0	0-0	1	0	0	0	0	0	0	3
TOTALS	18-51	4-5	22	15	40	8	14	0	4	195

Team Rebounds — 3, Deadball Rebounds — 2

KENTUCKY 64

PLAYER	FG-FGA	FT-FTA	REB	PF	TP	A	TO	BLK	S	MIN
Kenny Walker	4-6	3-4	3	3	11	1	3	0	1	27
Sam Bowie	6-8	0-0	9	0	12	0	1	2	1	29
Melvin Turpin	9-11	0-0	9	0	18	0	1	1	0	37
Jim Master	3-8	4-4	2	2	10	4	1	0	0	35
Roger Harden	2-9	1-1	1	2	5	10	2	0	0	24
James Blackmon	2-2	0-0	1	1	4	2	0	0	2	9
Dicky Beal	0-0	0-0	0	0	0	0	1	0	0	3
Leroy Byrd	0-0	0-0	1	0	0	0	1	0	0	1
Paul Andrews	0-1	0-0	1	0	0	0	0	0	0	2
Bret Bearup	0-1	0-0	0	0	0	0	1	0	0	3
Winston Bennett	1-5	2-2	4	0	4	3	0	0	0	20
Tom Heitz	0-1	0-0	0	1	0	0	0	0	1	3
Troy McKinley	0-1	0-0	1	0	0	0	0	0	0	7
TOTALS	27-53	10-11	36	9	64	20	11	3	5	200

Team Rebounds — 4, Deadball Rebounds — 1

Shooting Percentages : Georgia 35.3, Kentucky 50.9. Technical Fouls : None. Officials : Galvan, Vacca, Grillo.

Halftime : Kentucky 28, Georgia 24. Attendance : 23,776

January 30, 1984, Lexington, KY

TENNESSEE 74

PLAYER	FG-FGA	FT-FTA	REB	PF	TP	A	TO	BLK	S	MIN
Willie Burton	3-9	2-2	6	2	8	3	3	0	0	33
Fred Jenkins	2-6	2-2	2	2	6	2	4	1	0	20
Rob Jones	2-4	0-1	4	4	4	1	1	0	0	22
Tyrone Beamon	3-8	5-6	1	4	11	8	6	0	3	36
Tony White	6-12	8-9	3	5	20	1	1	0	1	33
Myron Carter	1-2	2-2	1	1	4	0	0	0	0	11
Tyrone Harper	0-1	0-0	0	2	0	0	0	0	0	1
Kevin Woods	4-6	0-0	4	1	8	0	0	0	0	11
Dan Federmann	4-8	3-6	4	5	11	0	2	0	0	24
John Snodgrass	1-2	0-0	3	3	2	1	0	0	0	9
TOTALS	26-58	22-28	28	29	74	16	17	1	4	200

Team Rebounds — 0, Deadball Rebounds — 4

Shooting Percentages : Tennessee 44.8, Kentucky 54.1. Technical Fouls : Kentucky Coach Hall. Officials : Nicholas, Olah, Homes.

Halftime : Kentucky - 43, Tennessee — 33. Attendance 22,928

KENTUCKY 93

PLAYER	FG-FGA	FT-FTA	REB	PF	TP	A	TO	BLK	S	MIN
Kenny Walker	9-15	3-3	5	3	21	2	2	1	1	28
Sam Bowie	3-8	10-12	11	1	16	4	5	2	0	36
Melvin Turpin	8-15	2-2	8	2	18	1	0	1	1	27
Jim Master	6-10	2-2	1	3	14	2	1	0	0	35
Roger Harden	2-4	0-0	3	4	4	11	6	0	5	32
James Blackmon	1-2	0-0	2	2	0	0	0	0	0	5
Dicky Beal	0-2	0-0	0	1	0	1	0	0	0	5
Leroy Byrd	0-0	0-1	0	1	0	2	0	0	0	3
Bret Bearup	1-2	2-2	2	0	4	0	0	0	1	8
Winston Bennett	3-3	8-10	6	1	14	0	2	1	1	18
Tom Heitz	0-0	0-0	0	1	0	0	1	0	0	3
TOTALS	33-61	27-32	37	19	93	24	17	5	9	200

Team Rebounds — 1, Deadball Rebounds — 2

February 4, 1984, Tuscaloosa, AL

KENTUCKY 62

PLAYER	FG-FGA	FT-FTA	REB	PF	TP	A	TO	BLK	S	MIN
Sam Bowie	4-6	2-2	6	5	10	0	4	0	0	19
Kenny Walker	6-12	2-2	6	2	14	2	4	0	0	38
Melvin Turpin	6-12	0-0	9	3	12	0	1	0	1	37
Jim Master	5-11	2-2	3	0	12	1	4	0	0	39
Roger Harden	2-4	0-0	4	3	4	8	8	0	1	25
Winston Bennett	2-2	0-1	2	4	4	0	0	0	0	10
James Blackmon	1-2	0-0	1	1	2	4	0	0	0	14
Bret Bearup	1-1	0-0	3	3	2	1	0	0	0	3
Tom Heitz	0-0	0-0	0	0	0	0	0	0	0	3
Paul Andrews	1-1	0-0	0	0	2	0	0	0	0	1
Leroy Byrd	0-0	0-0	0	0	0	1	2	0	0	1
TOTALS	28-51	6-7	36	21	62	17	23	0	2	200

Team Rebounds — 2, Deadball Rebounds — 0

Shooting Percentages : Kentucky 54.9, Alabama 41.7. Technical Fouls : None. Officials : Galvan, Wooldridge, Grillo.

Halftime : Kentucky 32, Alabama 29. Attendance : 15,043

ALABAMA 69

PLAYER	FG-FGA	FT-FTA	REB	PF	TP	A	TO	BLK	S	MIN
Buck Johnson	5-12	8-9	6	4	18	1	1	1	3	39
Darrell Neal	2-8	0-0	1	0	4	0	0	0	0	23
Bobby Lee Hurt	7-11	3-7	8	2	17	0	1	2	0	35
Eric Richardson	3-11	6-6	2	1	12	15	1	0	5	38
Terry Williams	4-12	2-2	3	3	10	0	3	0	1	37
Craig Dudley	2-4	0-0	4	1	4	1	1	0	2	16
Mark Farmer	0-1	0-0	1	0	0	0	0	0	0	4
Terry Coner	2-2	0-0	0	0	4	0	0	0	0	8
TOTALS	25-61	19-24	27	11	69	17	7	3	12	200

Team Rebounds — 2, Deadball Rebounds — 1

February 6, 1984, Starkville, MS

KENTUCKY 77

PLAYER	FG-FGA	FT-FTA	REB	PF	TP	A	TO	BLK	S	MIN
Kenny Walker	7-11	2-3	7	1	16	2	2	0	0	33
Sam Bowie	6-10	8-11	13	1	20	1	3	1	0	33
Melvin Turpin	5-7	0-0	8	4	10	0	1	0	0	21
Jim Master	6-14	10-10	5	2	22	5	2	0	1	36
Roger Harden	0-1	0-1	2	3	0	5	4	0	0	18
James Blackmon	0-0	0-1	4	1	0	5	5	1	0	22
Dicky Beal	0-0	0-1	1	0	0	0	1	0	0	4
Paul Andrews	0-0	0-0	0	1	0	0	0	0	0	1
Bret Bearup	0-0	0-0	0	2	0	0	4	0	0	6
Winston Bennett	2-3	5-5	6	4	9	2	2	1	0	26
Tom Heitz	0-0	0-0	0	0	0	0	0	0	0	1
TOTALS	26-46	25-32	47	19	77	20	24	3	1	200

Team Rebounds — 1, Deadball Rebounds — 2

Shooting Percentages : Kentucky 56.5, Mississippi State 34.8. Technical Fouls : Mississippi State bench (2), Bowie. Officials : Ferguson, Brown, Forte.

Halftime : Kentucky 45, Mississippi State 16. Attendance 8,936

MISSISSIPPI STATE 58

PLAYER	FG-FGA	FT-FTA	REB	PF	TP	A	TO	BLK	S	MIN
Ken Harvey	5-15	2-3	1	4	12	1	1	0	2	30
Mackey Whyte	1-3	0-0	2	4	2	2	1	0	1	21
Kelvin Hildreth	3-11	7-8	8	4	13	1	2	0	0	36
Butch Pierre	2-6	1-2	1	2	5	1	1	0	1	21
Tracy Taylor	2-4	0-0	0	0	4	1	0	0	0	19
Jeff Norwood	4-8	2-2	1	0	10	2	0	0	2	20
Chauncey Robinson	5-11	0-0	5	4	10	1	0	0	0	30
Jeff Wulff	1-2	0-0	0	4	2	1	0	0	0	13
Anthony Robinson	0-5	0-0	2	5	0	0	1	1	0	9
Todd McCaskill	0-1	0-0	1	0	0	0	0	0	1	0
TOTALS	23-66	12-15	23	27	58	10	8	2	8	200

Team Rebounds — 2, Deadball Rebounds — 1

1983-84 SEASON IN REVIEW

February 11, 1984, Lexington, KY

AUBURN 64

PLAYER	FG-FGA	FT-FTA	REB	PF	TP	A	TO	BLK	S	MIN
Chuck Person	8-17	0-0	1	4	16	1	0	0	2	32
Greg Turner	3-12	4-6	7	4	10	2	4	0	1	32
Charles Barkley	6-10	6-6	11	4	18	2	1	0	1	34
Gerald White	4-10	4-7	5	4	12	4	3	0	1	28
Frank Ford	0-3	0-1	2	0	0	1	2	0	2	31
Paul Daniels	1-2	0-2	2	3	2	3	3	0	1	18
Richie Welsh	0-0	0-0	0	0	0	0	1	0	0	1
Mark Cahill	0-1	0-0	0	0	0	0	0	0	0	5
Terry Martin	0-0	0-0	0	0	0	0	0	0	0	2
Vern Strickland	2-4	2-2	3	3	6	1	1	1	1	14
Carey Holland	0-0	0-0	1	1	0	0	0	0	0	2
Howard Spencer	0-0	0-0	0	0	0	0	0	0	0	1
TOTALS	24-59	16-24	32	23	64	14	15	1	9	200

Team Rebounds — 0, Deadball Rebounds — 5

Shooting Percentages : Auburn 40.7, Kentucky 55.0. Technical Fouls : None. Officials : Kelley, Rutledge, Prescott.

Halftime : Kentucky — 37, Auburn — 32. Attendance : 23,836

KENTUCKY 84

PLAYER	FG-FGA	FT-FTA	REB	PF	TP	A	TO	BLK	S	MIN
Kenny Walker	8-12	0-1	6	4	16	2	3	1	1	31
Sam Bowie	4-8	0-0	8	4	8	3	1	2	0	25
Melvin Turpin	5-12	1-1	7	3	11	2	0	2	0	33
Jim Master	5-8	0-0	2	1	10	4	3	0	0	24
Roger Harden	1-5	0-0	1	2	2	5	0	0	2	18
James Blackmon	0-1	1-2	3	1	1	2	3	1	0	13
Dicky Beal	3-5	11-13	1	4	17	3	2	1	1	26
Bret Bearup	0-0	0-0	1	0	0	0	1	0	0	2
Winston Bennett	6-8	5-7	5	2	17	0	0	0	0	27
Tom Heitz	1-1	0-0	0	0	2	0	0	0	0	1
TOTALS	33-60	18-24	35	21	84	21	13	7	4	200

Team Rebounds — 1, Deadball Rebounds — 4

February 13, 1984, Lexington, KY

FLORIDA 65

PLAYER	FG-FGA	FT-FTA	REB	PF	TP	A	TO	BLK	S	MIN
Ronnie Williams	7-12	8-9	7	2	22	1	4	0	0	35
Vernon Delancy	1-5	1-2	1	2	3	9	3	1	3	40
Eugene McDowell	4-12	0-0	12	2	8	1	4	0	3	34
Andrew Moten	7-17	0-0	3	4	14	2	0	0	1	33
Darryl Gresham	6-13	2-2	3	5	14	3	0	0	3	35
Joe Lawrence	0-2	0-0	0	0	0	1	0	0	0	12
Randall Leath	2-3	0-0	2	2	4	0	0	0	0	11
TOTALS	27-64	11-13	29	17	65	17	11	1	10	200

Team Rebounds — 1, Deadball Rebounds — 2

Shooting Percentages : Florida 42.2, Kentucky 66.0. Technical Fouls : Florida Coach Sloan, Kentucky Coach Hall. Officials : Vacca, Ford, Woolridge.

Halftime : Florida 34, Kentucky 32. Attendance : 23,809

KENTUCKY 67

PLAYER	FG-FGA	FT-FTA	REB	PF	TP	A	TO	BLK	S	MIN
Kenny Walker	5-9	0-0	3	1	10	2	2	0	0	36
Sam Bowie	5-7	2-4	11	5	12	2	5	2	0	30
Melvin Turpin	7-11	1-1	4	0	15	1	2	1	0	31
Jim Master	3-7	0-1	2	0	6	2	3	0	2	24
Roger Harden	0-0	0-0	0	0	0	1	3	0	0	4
James Blackmon	3-4	0-0	1	3	6	1	1	0	1	17
Dicky Beal	4-5	2-6	1	2	10	11	1	0	2	35
Winston Bennett	4-4	0-0	5	3	8	1	3	0	0	23
TOTALS	31-47	5-12	29	14	67	21	21	3	5	200

Team Rebounds — 2, Deadball Rebounds — 2, Team Turnovers — 1

Shooting Percentages : Florida 42.2, Kentucky 66.0. Technical Fouls : Florida Coach Sloan, Kentucky Coach Hall. Officials : Vacca, Ford, Woolridge.

Halftime : Florida 34, Kentucky 32. Attendance : 23,809

February 19, 1984, Nashville, TN

VANDERBILT 54

PLAYER	FG-FGA	FT-FTA	REB	PF	TP	A	TO	BLK	S	MIN
Jeff Turner	7-15	3-6	7	3	17	1	0	0	0	39
Bobby Westbrook	2-6	2-4	4	3	6	1	0	0	0	30
Brett Burrow	5-9	2-3	6	4	12	0	2	0	0	33
Al McKinney	1-2	0-0	0	4	2	3	0	0	0	30
Phil Cox	3-8	1-2	2	0	7	4	0	0	1	33
Jeff Gary	4-7	0-0	2	1	8	0	0	0	0	17
Glen Clem	1-3	0-1	1	0	2	0	0	0	0	10
Steve Reece	0-0	0-1	0	2	0	0	2	0	0	8
TOTALS	23-50	8-17	23	17	54	9	4	0	1	200

Team Rebounds — 1, Deadball Rebounds — 0

Shooting Percentages : Vanderbilt 60.0, Kentucky 46.0. Technical Foul : None. Officials : Ferguson, Olah, Woolridge.

Halftime : Kentucky 29, Vanderbilt 21. Attendance : 15,626

KENTUCKY 58

PLAYER	FG-FGA	FT-FTA	REB	PF	TP	A	TO	BLK	S	MIN
Kenny Walker	4-5	2-2	4	4	10	3	0	0	0	29
Sam Bowie	3-8	2-2	9	2	8	3	2	3	0	37
Melvin Turpin	11-15	0-0	5	4	22	0	1	1	0	31
Jim Master	2-6	2-4	3	0	6	1	0	0	0	27
Dicky Beal	4-6	2-2	4	1	10	3	3	0	0	39
James Blackmon	0-0	0-0	2	1	0	3	0	0	0	14
Bret Bearup	0-0	0-0	0	0	0	0	1	0	0	8
Winston Bennett	0-0	0-0	0	4	0	2	0	0	0	13
Tom Heitz	0-0	2-2	1	0	2	0	0	0	0	1
Troy McKinley	0-0	0-0	0	1	0	0	0	0	0	1
TOTALS	24-40	10-12	29	17	58	15	8	4	0	200

Team Rebounds — 1, Deadball Rebounds — 3, Team Turnovers — 1

Shooting Percentages : Vanderbilt 60.0, Kentucky 46.0. Technical Foul : None. Officials : Ferguson, Olah, Woolridge.

Halftime : Kentucky 29, Vanderbilt 21. Attendance : 15,626

February 25, 1984, Athens, GA

KENTUCKY 66

PLAYER	FG-FGA	FT-FTA	REB	PF	TP	A	TO	BLK	S	MIN
Sam Bowie	5-9	0-4	10	4	10	3	4	3	0	33
Kenny Walker	5-14	0-1	9	1	10	1	0	1	3	38
Melvin Turpin	8-12	2-2	3	1	18	1	0	1	0	37
Dicky Beal	6-7	2-2	1	2	14	9	4	0	1	37
Jim Master	6-10	0-0	1	0	12	5	1	0	2	30
James Blackmon	1-2	0-0	0	1	2	0	1	0	0	13
Bret Bearup	0-0	0-0	1	1	0	0	0	1	0	2
Winston Bennett	0-1	0-0	3	0	0	1	0	0	0	10
TOTALS	31-55	4-9	30	10	66	20	10	6	6	200

Team Rebounds — 2, Deadball Rebounds — 1

Shooting Percentages : Kentucky 56.4, Georgia 42.3. Technical Fouls : None. Officials : Rutledge, Frazier, Ford.

Halftime : Kentucky 38, Georgia 36. Attendance : 9,349

GEORGIA 64

PLAYER	FG-FGA	FT-FTA	REB	PF	TP	A	TO	BLK	S	MIN
Joe Ward	6-11	0-0	3	4	12	3	0	0	0	30
James Banks	3-9	0-0	7	3	6	1	2	0	2	36
Richard Corhen	2-9	0-0	9	3	4	1	2	0	0	35
Gerald Crosby	10-16	0-0	4	1	20	3	4	0	1	32
Vern Fleming	7-19	2-2	7	3	16	10	3	0	3	37
Horace McMillan	1-3	0-0	2	1	2	0	0	0	0	13
Chad Kessler	0-0	0-0	1	2	0	0	0	0	0	6
Donald Harry	2-3	0-1	1	0	4	3	3	0	0	11
TOTALS	31-70	2-3	37	17	64	21	14	0	6	200

Team Rebounds — 3, Deadball Rebounds — 1

Shooting Percentages : Kentucky 56.4, Georgia 42.3. Technical Fouls : None. Officials : Rutledge, Frazier, Ford.

Halftime : Kentucky 38, Georgia 36. Attendance : 9,349

1983-84 SEASON IN REVIEW

February 27, 1984, Knoxville, TN

KENTUCKY 58

PLAYER	FG-FGA	FT-FTA	REB	PF	TP	A	TO	BLK	S	MIN
Kenny Walker	7-10	0-0	4	5	14	1	0	0	1	30
Sam Bowie	8-13	2-4	6	5	18	2	3	1	0	29
Melvin Turpin	6-15	1-2	8	0	13	1	2	1	0	35
Jim Master	2-5	0-0	1	0	4	2	3	0	0	24
Dicky Beal	2-4	1-2	1	5	5	4	3	0	4	31
James Blackmon	0-3	0-0	1	2	0	0	1	0	0	14
Paul Andrews	1-1	0-0	1	0	2	0	0	0	0	7
Roger Harden	0-0	0-0	0	1	0	2	0	0	0	6
Bret Bearup	1-1	0-0	1	0	2	1	0	0	0	2
Winston Bennett	0-6	0-0	6	4	0	0	2	0	1	19
Tom Heitz	0-0	0-0	0	0	0	0	1	0	0	1
TOTALS	27-58	4-8	33	22	58	13	15	2	6	198

Team Rebounds — 4, Deadball Rebounds — 1

TENNESSEE 63

PLAYER	FG-FGA	FT-FTA	REB	PF	TP	A	TO	BLK	S	MIN
Willie Burton	3-6	1-2	8	3	7	4	3	1	1	36
Rob Jones	5-10	1-2	11	2	11	0	1	2	2	39
Dan Federmann	9-20	1-3	12	4	19	0	3	1	0	33
Tony White	3-6	7-8	1	0	13	0	2	0	0	27
Fred Jenkins	3-8	0-0	2	2	6	3	3	0	1	27
Kevin Woods	0-2	2-3	1	0	2	1	1	0	0	7
Tyrone Beaman	1-2	1-2	0	2	3	1	1	0	1	21
Myron Carter	0-1	2-2	0	0	2	0	0	0	0	4
John Snodgrass	0-1	0-0	0	0	0	0	0	0	0	3
Seth McDonald	0-0	0-0	0	0	0	0	0	0	0	1
Chuck Johnson	0-0	0-0	0	0	0	0	0	0	0	1
Mike Johansen	0-0	0-0	0	0	0	0	0	0	0	1
TOTALS	24-56	15-22	38	13	63	9	14	4	5	200

Team Rebounds — 3, Deadball Rebounds — 2

Shooting Percentages : Kentucky 46.6, Tennessee 42.9. Technical Fouls : None. Officials : Galvan, Clougherty, Wooldridge
Halftime : Kentucky 23, Tennessee 22. Attendance : 12,700

March 1, 1984, Lexington, KY

MISSISSIPPI 57

PLAYER	FG-FGA	FT-FTA	REB	PF	TP	A	TO	BLK	S	MIN
Bruce Tranbarger	2-7	2-2	2	1	6	1	1	0	0	32
Don Royster	0-0	0-2	3	0	0	0	1	1	0	15
Sylvester Kincheon	7-13	0-3	7	5	14	1	0	2	0	35
Eric Laird	7-13	3-5	0	5	17	1	4	0	0	26
Andre Laird	1-4	0-0	0	2	2	5	4	0	0	37
Cecil Dowell	0-3	0-1	0	2	0	3	2	0	0	11
Brad Pierce	3-8	2-2	2	1	8	1	0	0	3	9
Ken Coghlan	1-1	0-0	0	0	12	0	0	0	1	2
Joe Ayers	1-5	4-5	6	3	6	2	3	0	1	24
Derek Horne	1-1	0-0	3	0	2	0	0	0	0	9
TOTALS	23-55	11-20	25	19	57	14	15	3	5	200

Team Rebounds — 2, Deadball Rebounds — 4

KENTUCKY 76

PLAYER	FG-FGA	FT-FTA	REB	PF	TP	A	TO	BLK	S	MIN
Kenny Walker	4-6	3-4	3	4	11	1	1	0	2	23
Sam Bowie	8-17	4-4	19	0	20	5	1	1	1	33
Melvin Turpin	3-8	4-5	5	4	10	2	1	0	1	30
Dicky Beal	2-3	2-2	1	0	6	5	2	0	2	32
Jim Master	3-5	0-0	3	0	6	1	1	0	0	22
James Blackmon	0-3	0-0	2	1	0	3	3	0	1	12
Leroy Byrd	0-0	0-1	0	0	0	0	0	0	0	1
Paul Andrews	1-4	0-0	1	2	2	0	0	0	0	6
Roger Harden	0-0	0-0	0	2	0	0	2	0	1	7
Bret Bearup	3-4	0-1	2	1	6	0	1	0	0	5
Winston Bennett	5-9	3-7	6	4	13	0	1	0	2	24
Tom Heitz	0-0	0-0	1	2	0	0	0	0	0	3
Troy McKinley	1-1	0-0	0	0	2	1	0	0	0	2
TOTALS	30-60	16-24	46	20	76	18	14	1	10	200

Team Rebounds — 3, Deadball Rebounds — 4, Team Turnovers — 1

Shooting Percentages : Mississippi 41.8, Kentucky 50.0. Technical Fouls : None. Officials : Forte, Ferguson, Lowe
Halftime : Kentucky 34, Mississippi 25. Attendance : 23,724

March 3, 1984 Lexington, KY

LSU 68

PLAYER	FG-FGA	FT-FTA	REB	PF	TP	A	TO	BLK	S	MIN
Don Redden	1-4	1-2	0	0	3	0	3	0	0	15
Jerry Reynolds	4-8	0-3	6	5	8	1	2	0	3	27
Nikita Wilson	5-12	0-0	7	5	10	2	4	0	1	31
Johnny Jones	0-0	0-0	0	0	0	1	1	0	1	11
John Tudor	0-2	0-0	4	1	0	1	1	0	0	11
Derrick Taylor	6-13	4-4	2	5	16	3	1	0	1	27
Anthony Wilson	2-4	0-0	1	1	4	1	0	0	0	11
Joe Johnson	0-1	0-0	1	1	0	0	0	0	0	3
Dennis Brown	1-4	0-0	2	4	2	7	3	0	4	18
Leonard Mitchell	2-4	1-4	1	1	5	0	3	0	0	17
Theron Cojoe	0-1	3-5	3	1	3	0	1	0	1	7
Oliver Brown	4-5	1-3	2	0	9	0	1	0	0	7
Damon Vance	0-3	5-8	2	5	5	1	1	0	0	11
Steffond Johnson	1-1	1-1	1	1	3	0	1	0	0	4
TOTALS	26-62	16-30	36	30	68	17	24	0	11	200

Team Rebounds — 4, Deadball Rebounds — 7, Team Turnovers — 2

Shooting Percentages : LSU 41.9, Kentucky 58.0. Technical Fouls : Coach Brown. Officials : Rutledge, Vacca, Holmes.
Halftime : Kentucky 31, LSU 23. Attendance : 23,810.

KENTUCKY 90

PLAYER	FG-FGA	FT-FTA	REB	PF	TP	A	TO	BLK	S	MIN
Tom Heitz	0-1	4-4	1	1	4	0	1	0	1	8
Sam Bowie	5-6	10-11	16	3	20	1	7	4	2	34
Melvin Turpin	8-14	3-6	5	4	19	0	3	3	2	29
Dicky Beal	2-3	9-10	1	3	13	5	5	0	2	33
Jim Master	2-7	0-0	1	0	4	3	2	0	0	24
James Blackmon	3-5	3-7	1	1	9	3	0	0	2	15
Leroy Byrd	1-1	0-0	0	0	2	2	0	0	0	2
Paul Andrews	1-1	0-0	1	0	2	0	0	0	0	3
Roger Harden	0-0	0-0	0	0	0	2	2	0	0	5
Bret Bearup	0-1	0-0	2	3	0	0	0	0	0	5
Winston Bennett	0-0	1-2	1	4	1	2	1	0	0	13
Kenny Walker	6-10	2-2	5	4	14	2	3	0	1	27
Troy McKinley	1-1	0-0	0	0	2	0	0	0	0	2
TOTALS	29-50	32-42	34	23	90	20	24	7	10	200

Team Rebounds — 0, Deadball Rebounds — 4

1983-84 SEC/NCAA TOURNAMENTS IN REVIEW

SEC Tournament Second Round

March 8, 1984, Nashville, TN

GEORGIA 79

PLAYER	FG-FGA	FT-FTA	REB	PF	TP	A	TO	BLK	S	MIN
James Banks	9 - 14	5 - 6	6	2	23	3	2	1	1	36
Joe Ward	3 - 8	0 - 0	1	3	6	0	1	0	1	19
Richard Corben	3 - 4	0 - 1	2	3	6	0	0	0	0	29
Vern Fleming	11 - 25	8 - 9	4	3	30	4	3	0	0	36
Gerald Crosby	2 - 5	0 - 0	0	3	4	4	2	0	1	33
Horace McMillan	2 - 5	0 - 0	1	3	4	0	0	0	0	25
Chad Kessler	0 - 0	0 - 0	1	2	0	1	1	0	0	11
Donald Hartry	3 - 4	0 - 0	1	1	6	1	1	0	0	11
TOTALS	33 - 65	13 - 16	22	20	79	13	10	1	3	200

Team Rebounds — 6, Deadball Rebounds — 1

KENTUCKY 92

PLAYER	FG-FGA	FT-FTA	REB	PF	TP	A	TO	BLK	S	MIN
Sam Bowie	3 - 8	4 - 4	13	0	10	3	1	2	0	32
Kenny Walker	6 - 11	6 - 7	8	1	18	1	0	1	1	32
Melvin Turpin	18 - 22	6 - 7	16	4	42	2	2	2	2	40
Jim Master	3 - 7	0 - 0	0	3	6	3	2	0	0	19
Dicky Beal	4 - 7	0 - 0	1	3	8	10	8	0	1	37
James Blackmon	1 - 4	0 - 1	0	3	2	3	1	0	1	19
Paul Andrews	1 - 1	0 - 0	0	1	2	0	0	0	0	2
Roger Harden	0 - 0	0 - 0	0	0	0	0	0	0	0	3
Winston Bennett	1 - 3	2 - 3	2	0	4	0	1	0	0	16
TOTALS	37 - 63	18 - 22	41	15	92	22	15	5	4	200

Team Rebounds — 1, Deadball Rebounds — 1

Shooting Percentages : Georgia 50.8, Kentucky 58.7. Technical Fouls : None. Officials : Kelly, Vacca, Holmes.
Halftime : Kentucky 47, Georgia 34. Attendance : 15,426

SEC Tournament Semifinal

March 9, 1984, Nashville, TN

ALABAMA 46

PLAYER	FG-FGA	FT-FTA	REB	PF	TP	A	TO	BLK	S	MIN
Buck Johnson	2 - 5	3 - 4	10	3	7	1	3	2	0	40
Terry Williams	7 - 17	0 - 0	4	1	14	1	3	2	1	40
Bobby Lee Hurt	7 - 10	1 - 3	9	2	15	0	0	0	0	40
Darrell Neal	3 - 5	0 - 0	0	0	6	3	1	0	1	20
Eric Richardson	1 - 4	0 - 0	3	1	2	5	1	0	0	40
Terry Coner	0 - 1	2 - 2	0	1	2	1	1	0	0	20
TOTALS	20 - 42	6 - 9	28	8	46	11	9	4	2	200

Team Rebounds — 2, Deadball Rebounds — 1

KENTUCKY 48

PLAYER	FG-FGA	FT-FTA	REB	PF	TP	A	TO	BLK	S	MIN
Sam Bowie	3 - 11	0 - 0	10	3	6	1	0	2	0	32
Kenny Walker	1 - 11	0 - 1	5	3	2	1	0	1	0	33
Melvin Turpin	6 - 10	0 - 0	7	2	12	1	2	1	0	40
Jim Master	7 - 12	2 - 2	0	2	16	1	0	0	0	35
Dicky Beal	4 - 6	2 - 2	1	1	10	1	0	0	2	40
James Blackmon	0 - 0	0 - 0	0	0	0	1	1	0	0	5
Bret Bearup	0 - 0	0 - 0	0	0	0	0	0	0	0	1
Winston Bennett	1 - 1	0 - 0	1	2	2	0	1	0	0	14
TOTALS	22 - 51	4 - 5	25	13	48	6	4	4	2	200

Team Rebounds — 1, Deadball Rebounds — 1

Shooting Percentages : Alabama 47.6, Kentucky 43.1. Technical Fouls : None. Officials : Kelley, Ferguson, Rutledge.
Halftime : Alabama 24, Kentucky 24. Attendance : 15,426

SEC Tournament Championship

March 10, 1984, Nashville, TN

AUBURN 49

PLAYER	FG-FGA	FT-FTA	REB	PF	TP	A	TO	BLK	S	MIN
Chuck Person	7 - 10	0 - 0	7	1	14	0	1	0	0	32
Greg Turner	4 - 13	1 - 2	5	4	9	0	3	1	0	35
Charles Barkley	5 - 10	4 - 4	6	4	14	2	3	2	1	36
Gerald White	3 - 9	0 - 0	0	2	6	6	1	0	0	35
Frank Ford	1 - 6	0 - 0	5	0	2	1	2	0	1	27
Paul Daniels	0 - 0	0 - 0	1	0	0	2	1	0	1	18
Vern Strickland	2 - 4	0 - 0	5	1	4	2	1	0	0	17
TOTALS	22 - 52	5 - 6	32	12	49	13	12	3	3	200

Team Rebounds — 3, Deadball Rebounds — 2

KENTUCKY 51

PLAYER	FG-FGA	FT-FTA	REB	PF	TP	A	TO	BLK	S	MIN
Sam Bowie	3 - 6	0 - 0	5	4	6	4	4	0	1	26
Kenny Walker	6 - 7	0 - 0	9	1	12	0	1	1	0	36
Melvin Turpin	6 - 16	1 - 3	5	2	13	1	2	0	1	37
Jim Master	5 - 9	0 - 0	1	0	10	2	0	0	2	32
Dicky Beal	3 - 9	0 - 0	2	2	6	7	0	0	1	40
James Blackmon	1 - 1	0 - 0	0	1	2	0	0	0	0	8
Bret Bearup	0 - 0	0 - 0	0	0	0	0	0	0	0	8
Winston Bennett	1 - 5	0 - 0	2	3	2	0	1	0	1	13
TOTALS	25 - 53	1 - 3	26	13	5	14	8	1	6	200

Team Rebounds — 2, Deadball Rebounds — 1

Shooting Percentages : Auburn 42.3, Kentucky 47.2. Technical Fouls : None. Officials : Kelley, Rutledge, Shea.
Halftime : Kentucky - 30, Tennessee — 27. Attendance: 15,426

1983-84 SEC/NCAA TOURNAMENTS IN REVIEW

NCAA Mideast Regionals - Second Round

March 17, 1984, Birmingham, AL

BRIGHAM YOUNG 68

PLAYER	FG-FGA	FT-FTA	REB	PF	TP	A	TO	BLK	S	MIN
Devin Durrant	11-19	6-8	3	4	28	3	3	0	1	38
Brett Applegate	1-8	4-4	10	3	6	1	3	0	1	29
Jim Usevitch	4-6	2-2	7	2	10	0	4	1	0	26
Scott Sinek	2-6	0-0	4	4	4	2	4	0	0	23
Chris Nickchevich	1-5	0-0	0	4	2	2	2	0	3	15
Marty Perry	1-1	0-1	1	1	2	2	1	0	0	17
Brian Taylor	0-1	1-2	0	2	1	5	3	0	0	17
Richie Webb	2-3	0-0	0	0	4	0	0	1	0	5
Paul Drechsel	1-2	0-0	0	1	2	1	0	0	0	2
Alan Astle	0-0	0-0	0	0	0	0	0	0	0	2
Michael Smith	3-4	1-1	2	1	7	2	0	0	0	10
Kevin Nielsen	0-1	0-0	1	0	0	0	1	0	0	5
Carl Pollard	1-4	0-0	3	3	2	0	1	1	0	11
TOTALS	27-60	14-18	34	25	68	18	22	3	5	200

Team Rebounds — 3, Deadball Rebounds — 1

Shooting Percentages: Brigham Young 45.0, Kentucky 53.3. Technical Fouls: Brigham Young bench. Officials: Paparo, McDaniel, Miksich.

Halftime: Kentucky 42, Brigham Young 29. Attendance 7,276.

KENTUCKY 93

PLAYER	FG-FGA	FT-FTA	REB	PF	TP	A	TO	BLK	S	MIN
Sam Bowie	6-8	4-4	6	4	16	0	5	1	1	20
Kenny Walker	6-12	7-8	8	4	19	3	1	0	2	34
Melvin Turpin	6-15	3-4	5	3	15	2	1	2	2	26
Dicky Beal	4-8	0-0	2	1	8	14	3	0	2	33
Jim Master	6-11	1-2	4	1	13	1	1	0	0	28
James Blackmon	2-2	0-1	0	2	4	0	1	0	0	9
Leroy Byrd	0-1	0-0	0	0	0	0	0	0	0	1
Paul Andrews	0-0	1-2	2	0	1	0	0	0	0	2
Roger Harden	1-1	0-0	3	0	2	1	0	0	1	7
Bret Bearup	1-2	2-2	2	2	4	1	0	0	0	13
Winston Bennett	3-6	5-7	6	1	11	0	1	0	0	24
Tom Heiz	0-0	0-0	0	2	0	0	0	0	0	2
Troy McKinley	0-0	0-0	0	0	0	0	0	0	0	1
TOTALS	35-66	23-30	38	20	93	20	13	3	8	200

Team Rebounds — 0, Deadball Rebounds — 3

NCAA Mideast Regional Semifinal

March 22, 1984, Lexington, KY

LOUISVILLE 67

PLAYER	FG-FGA	FT-FTA	REB	PF	TP	A	TO	BLK	S	MIN
Billy Thompson	2-8	0-3	5	4	4	1	4	0	0	27
Manuel Forrest	3-4	0-1	4	5	6	2	1	1	2	35
Charles Jones	2-9	4-4	9	1	8	0	0	0	3	37
Lancaster Gordon	10-18	5-6	3	2	25	2	6	0	1	34
Milt Wagner	10-17	2-2	2	2	22	5	4	0	1	36
Mark McSwain	0-1	0-0	0	1	0	1	0	0	0	15
Barry Sumpter	0-0	0-0	0	2	0	0	1	0	0	5
Jeff Hall	1-4	0-0	0	3	2	0	0	0	1	11
TOTALS	28-61	11-16	29	20	67	11	16	1	8	200

Team Rebounds — 6, Deadball Rebounds — 3

Shooting Percentages: Louisville 45.9, Kentucky 50.9. Technical Fouls: None. Officials: Nichols, Clark, Paparo.

Halftime: Louisville 36, Kentucky 32. Attendance: 23,525

KENTUCKY 72

PLAYER	FG-FGA	FT-FTA	REB	PF	TP	A	TO	BLK	S	MIN
Kenny Walker	2-7	4-4	6	3	8	3	0	1	2	35
Sam Bowie	3-9	2-2	12	3	8	2	5	3	1	38
Melvin Turpin	6-10	2-2	5	3	14	2	5	2	0	32
Dicky Beal	6-9	3-4	2	3	15	9	6	0	6	39
Jim Master	6-10	3-4	4	3	15	0	2	0	0	30
James Blackmon	1-1	0-0	1	0	2	0	1	0	0	10
Roger Harden	0-0	0-0	0	1	0	0	0	0	0	1
Winston Bennett	4-9	2-4	5	3	10	0	1	0	0	15
TOTALS	28-55	16-20	36	19	72	16	20	6	9	200

Team Rebounds — 1, Deadball Rebounds — 1

NCAA Mideast Regional Finals

March 24, 1984, Lexington, KY

ILLINOIS 51

PLAYER	FG-FGA	FT-FTA	REB	PF	TP	A	TO	BLK	S	MIN
Efrem Winters	3-9	1-3	4	1	7	0	0	0	0	37
Doug Altenberger	5-11	3-4	3	2	13	3	0	0	0	40
George Montgomery	2-4	0-0	2	3	4	0	1	0	0	28
Quinn Richardson	8-11	0-0	3	3	16	3	1	0	0	35
Bruce Douglas	3-9	1-2	5	3	7	11	4	0	3	40
Tony Wysinger	0-0	0-0	0	0	0	0	0	0	0	1
Scott Meents	2-6	0-0	3	3	4	0	1	2	0	19
TOTALS	23-50	5-9	21	15	51	17	7	2	3	200

Team Rebounds — 1, Deadball Rebounds — 4

Shooting Percentages: Illinois 46.0, Kentucky 55.3. Technical Fouls: None. Officials: Nichols, Clark, Paparo.

Halftime: Kentucky 24, Auburn 22. Attendance: 23,525

KENTUCKY 54

PLAYER	FG-FGA	FT-FTA	REB	PF	TP	A	TO	BLK	S	MIN
Kenny Walker	3-4	0-0	2	0	6	3	0	0	0	26
Sam Bowie	3-6	5-7	14	2	11	1	3	1	1	37
Melvin Turpin	6-12	1-2	6	2	13	2	4	0	0	39
Dicky Beal	3-6	3-4	3	2	9	6	5	0	2	39
Jim Master	3-6	0-0	1	3	6	1	0	0	0	34
James Blackmon	0-0	0-0	0	1	0	0	0	0	0	7
Winston Bennett	3-4	2-2	0	4	8	0	1	0	0	15
Bret Bearup	0-0	1-2	0	0	1	0	0	0	0	3
TOTALS	21-38	12-17	26	14	54	13	13	1	3	200

Team Rebounds — 0, Deadball Rebounds — 2

1983-84 SEC/NCAA TOURNAMENTS IN REVIEW

March 31, 1984, Seattle, Wash.

GEORGETOWN 53

PLAYER	FG-FGA	FT-FTA	REB	PF	TP	A	TO	BLK	S	MIN
David Wingate	5-8	1-2	3	0	11	2	3	0	1	25
Ralph Dalton	0-1	0-0	4	1	0	0	0	0	0	17.5
Patrick Ewing	4-6	0-0	9	3	8	1	2	0	0	28.5
Fred Brown	0-1	0-1	2	4	0	1	0	0	0	11
Michael Jackson	4-9	4-6	10	2	12	3	5	0	0	33
Gene Smith	2-4	1-2	2	2	5	1	0	0	0	17
Bill Martin	1-4	0-0	1	1	2	0	2	0	0	5
Michael Graham	4-6	0-2	6	3	8	1	3	3	0	33
Reggie Williams	1-7	0-0	3	3	2	2	4	0	0	18
Horace Broadnax	2-4	1-2	1	0	5	0	0	0	0	12
TOTALS	23-50	7-15	43	19	53	11	19	3	1	200

Team Rebounds — 2, Deadball Rebounds — 0


Shooting Percentages : Georgetown 46, Kentucky 24.5. Technical Fouls : None. Officials: Spittler, Tanco, Turner.

Halftime : Kentucky 29, Georgetown 22. Attendance: 38,471.

KENTUCKY 40

PLAYER	FG-FGA	FT-FTA	REB	PF	TP	A	TO	BLK	S	MIN
Sam Bowie	3-10	4-4	11	3	10	1	2	2	0	34
Kenny Walker	1-3	2-2	3	3	4	1	1	0	1	29
Melvin Turpin	2-11	1-2	5	2	5	1	0	1	1	27
Dicky Beal	2-8	2-2	1	4	6	4	6	0	2	35
Jim Master	2-7	2-2	1	1	6	0	1	0	0	23
Winston Bennett	1-8	0-0	7	5	2	0	3	0	0	24
James Blackmon	2-5	1-2	1	3	5	2	1	0	3	22
Bret Bearup	0-0	2-2	0	0	2	0	0	0	0	4
Roger Harden	0-1	0-0	2	1	0	0	1	0	0	2
TOTALS	13-53	14-16	33	22	40	9	15	3	7	200

Team Rebounds — 2, Deadball Rebounds — 1



RECORDS

KENTUCKY COACHES THROUGH THE YEARS

Years at UK	Name	Tenure	Won	Lost	Pct.	Best Season
1903-09	W. W. H. Mustaine and Others	7	21	35	.375	
1910	E. R. Sweetland & R. E. Spahr	1	4	8	.333	
1911	H. J. Iddings	1	5	6	.454	5-6 in 1911
1912	E. R. Sweetland	1	9	0	1.000	9-0 in 1912
1913	J. J. Tigert	1	5	3	.625	5-3 in 1913
1914-15	Alpha Brumage	2	18	7	.720	11-2 in 1914
1916	J. J. Tigert (James Park)	1	8	6	.571	8-6 in 1916
1917	J. J. Tigert (W. P. Tuttle)	1	4	6	.400	4-6 in 1917
1918	S. A. Boles	1	9	*2.1	.791	9-2-1 in 1918
1919	Andrew Gill	1	6	8	.428	6-8 in 1919
1920-24	George Buccheit	5	44	27	.619	13-1 in 1921
1925	C. O. Applegan	1	13	8	.619	13-8 in 1925
1926	Ray Eklund	1	15	3	.833	15-3 in in 1926
1927	Basil Hayden	1	3	13	.187	3-13 in 1927
1929-30	John Mauer	3	40	14	.740	16-3 in 1930
1931-72	Adolph Rupp	*42	880	190	.822	25-0 in 1954
1973	Joe B. Hall	12	279	87	.762	3-2 in 1978

18 Coaches in 81 seasons — Record 1782
Games: Won 1358, Lost 423, Tied 1 76.2%


* Unique tie game resulted from scorer's error discovered after game.

† No schedule played in 1953 — Rupp's record for 41 seasons. Five wins in 1966 International Universities Tournament in Israel not included in team totals.

‡ Basketball at UK reportedly started when W. W. H. Mustaine called together some students, took up a collection totaling \$3 for a ball and told them to start playing. There was no official coach from 1903 until 1910. Managers ran the team.

TOP SEASON SCORERS

Player-Pos.	Year	Games	FT	FT	TP	Avg.
Dan Issel (C)	1970 (Sr.)	26	339	198	876	33.7
Dan Issel (C)	1969 (Jr.)	26	269	159	697	26.8
Cotton Nash (C-F)	1964 (Sr.)	25	233	149	615	24.6
Kevin Grevey (F)	1975 (Sr.)	26	265	99	629	24.2
Cliff Hagan (C)	1954 (Sr.)	25	234	132	600	24.0
Cotton Nash (C-F)	1962 (Soph.)	24	205	161	571	23.8
Jim Andrews (C)	1972 (Jr.)	26	224	120	568	21.9
Kevin Grevey (F)	1974 (Jr.)	25	232	83	547	21.9
Pat Riley (F)	1966 (Jr.)	25	225	91	541	21.6
Louie Dampier (G)	1966 (Jr.)	25	211	99	521	20.8
Cliff Hagan (C)	1952 (Jr.)	26	206	128	540	20.8
Jack Givens (F)	1976 (Soph.)	26	216	105	537	20.7
Louie Dampier (G)	1967 (Sr.)	26	219	99	537	20.6
Cotton Nash (C-F)	1963 (Jr.)	25	176	162	514	20.6
Mike Casey (G)	1968 (Soph.)	25	215	76	506	20.2



ALL-TIME LEADING SCORERS

VARSITY CAREER

(The 1,000 Point Club)

Player — Pos.	Years	Points	Games	Average
1. Dan Issel (C)	3 (1968-70)	2,138	83	25.7
2. Jack Givens (F)	4 (1975-78)	2,038	123	16.6
3. Kevin Grevey (F)	3 (1973-75)	1,801	84	21.4
4. Cotton Nash (C-F)	3 (1962-64)	1,770	978	22.69
5. Alex Groza (C)	4 (1945-47, 49)	1,744	120	14.4
6. Louie Dampier (G)	3 (1965-67)	1,575	80	19.7
7. Mike Casey (G)	3 (1968-69-71)	1,535	82	18.7
8. Ralph Beard (G)	4 (1946-49)	1,517	139	10.8
9. Melvin Turpin (C)	4 (1981-84)	1,509	123	12.3
10. Cliff Hagan (C)	2 (1951-52, 54)	1,475	77	19.2
11. Pat Riley (F)	3 (1965-67)	1,464	80	18.3
12. Johnny Cox (F)	3 (1957-59)	1,461	84	17.3
13. Kyle Macy (G)	2 (1978-80)	1,411	98	14.4
14. Rick Robey (F-C)	3 (1975-78)	1,395	105	13.3
15. Mike Phillips (C)	4 (1975-78)	1,367	120	11.4
16. Mike Pratt (F)	3 (1968-70)	1,359	81	16.8
17. Frank Ramsey (G)	3 (1951-52, 54)	1,344	91	14.7
18. Jim Andrews (C)	3 (1971-73)	1,320	80	16.5
19. Jim Master (G)	4 (1981-84)	1,283	121	10.6
20. Sam Bowie (C-F)	3 (1980-81-84)	1,246	86	14.7
21. Tom Parker (F)	3 (1970-72)	1,238	80	15.5
22. Bill Spivey (C)	2 (1950-51)	1,231	63	19.2
23. Derrick Hord (F)	4 (1979-83)	1,220	124	9.3
24. Vernon Hatton (G)	3 (1956-58)	1,154	76	15.1
25. Wallace Jones (F)	4 (1946-49)	1,151	*98	—
26. Bill Lickert (F-G)	3 (1959-61)	1,076	73	14.7
27. Dirk Minniefield (G)	4 (1979-83)	1,069	123	8.7
28. Jim Line (F)	4 (1947-50)	1,041	*100	—
29. Bob Burrow (C)	2 (1955-56)	†1,023	51	20.0
30. Jimmy Dan Conner (F-G)	3 (1973-75)	1,009	85	11.9
31. Bobby Watson (G)	3 (1950-52)	1,001	96	10.4

* No record for number of games played in 1947.

† Achieved membership in club earliest of any Wildcat, hitting 1,000th point in the 19th game of junior year.

‡ Kentucky career totals only. Junior College of 2,191 points not included.

KENTUCKY'S HOME ATTENDANCE

Year	No. Games	Attendance	Average
1983-84	16	*380,453	23,778
1982-83	15	356,766	*23,785
1981-82	16	*371,093	*23,193
1980-81	15	*354,996	*23,666
1979-80	15	*352,511	*23,501
1978-79	15	*351,042	*23,338
1977-78	16	*373,403	*23,338
1976-77	14	*312,527	*22,323
1975-76	12	138,135	11,511
1974-75	12	138,098	11,539
1973-74	12	130,755	10,896
1972-73	13	150,856	11,604
1971-72	13	150,297	11,561
1970-71	13	152,471	11,728
1969-70	15	181,295	12,086
1968-69	13	165,600	11,821
1967-68	16	178,000	11,333
1966-67	13	136,588	10,502
1965-66	13	149,571	11,505
1964-65	14	151,000	10,786
1963-64	14	165,650	11,117
1962-63	15	153,132	10,208
1961-62	16	165,495	10,343
1960-61	14	129,978	9,284
1959-60	13	138,995	10,692
1958-59	15	177,824	11,855
1957-58	13	124,461	9,574
1956-57	14	129,733	9,266
1955-56	13	126,104	9,700

* Season high in the nation.

† National Record

YEAR-BY-YEAR LEADERS

YEAR-BY-YEAR LEADERS

FREE THROW PERCENTAGE LEADERS THROUGH THE YEARS

(Minimum 2 FTA per team game)

1950-51	Shelby Linville	75.7
1951-52	Cliff Hagan	69.7
1953-54	Bill Evans	77.8
1954-55	Bill Evans	74.3
1955-56	Vernon Hatton	66.7
	Bob Burrow	66.7
1956-57	Johnny Cox	76.6
1958-59	Don Vernon Hatton	77.7
1959-60	Bennie Coffman	88.1
1960-61	Larry Pursiful	83.8
1961-62	Larry Pursiful	81.6
1962-63	Scotty Baesler	85.5
1963-64	Terry Mobley	76.7
1964-65	Louie Dampier	84.0
1965-66	Tommy Kron	85.1
1966-67	Louie Dampier	83.1
1967-68	Mike Casey	82.3
1968-69	Dan Issel	75.9
1969-70	Dan Issel	76.4
1970-71	Kent Hollenbeck	88.2
1971-72	Ronnie Lyons	87.5
1972-73	Mike Flynn	73.3
1973-74	Kevin Grevey	83.0
1974-75	Rick Robey	81.0
1975-76	Jack Givens	82.9
1976-77	Jack Givens	83.2
1977-78	Kyle Macy	89.2
1978-79	Kyle Macy	86.8
1979-80	Kyle Macy	91.2
1980-81	Dirk Minnifield	87.3
1981-82	Jim Master	89.6
1982-83	Derrick Hord	82.3
1983-84	Jim Master	81.1

FIELD GOAL PERCENTAGE LEADERS THROUGH THE YEARS

(Minimum 5 FGA per team game)

1950-51	Bill Spivey	39.9
1951-52	Cliff Hagan	41.7
1953-54	Cliff Hagan	45.5
1954-55	Bob Burrow	41.9
1955-56	Vernon Hatton	49.4
1956-57	Vernon Hatton	43.9
1957-58	Vernon Hatton	41.9
1958-59	Bennie Coffman	50.9
1959-60	Bill Lickert	40.1
1960-61	Bill Lickert	42.0
1961-62	Larry Pursiful	51.0
1962-63	Don Rolfe	50.7
1963-64	Larry Conley	49.3
1964-65	Louie Dampier	51.2
1965-66	Louie Dampier	51.6
1966-67	Cliff Berger	55.6
1967-68	Mike Casey	48.9
1968-69	Mike Pratt	53.9
1969-70	Dan Issel	55.3
1970-71	Kent Hollenbeck	53.3
1971-72	Jim Andrews	57.7
1972-73	Jim Andrews	56.0
1973-74	Bob Guyette	55.7
1974-75	Rick Robey	54.4
1975-76	Mike Phillips	54.2
1976-77	Rick Robey	57.3
1977-78	Rick Robey	63.5
1978-79	L'Von Williams	54.3
1979-80	Sam Bowie	53.1
1980-81	Dirk Minnifield	55.4
1981-82	Melvin Turpin	58.2
1982-83	Charles Hurt	63.0
1983-84	Melvin Turpin	59.3

REBOUNDING LEADERS THROUGH THE YEARS

1950-51	Bill Spivey	567-17.2
1951-52	Cliff Hagan	528-16.5
1953-54	Cliff Hagan	338-13.5
1954-55	Bob Burrow	459-17.7
1955-56	Bob Burrow	364-14.6
1956-57	Ed Beck	380-14.0
1957-58	Johnny Cox	365-12.6
1958-59	Johnny Cox	329-12.2
1959-60	Don Mills	323-12.9
1960-61	Roger Newman	265-9.5
1961-62	Cotton Nash	345-13.2
1962-63	Cotton Nash	300-12.0
1963-64	Cotton Nash	317-11.7
1964-65	John Adams	214-8.6
1965-66	Pat Riley	259-8.9
1966-67	Thad Jaracz	215-8.3
1967-68	Dan Issel	328-12.1
1968-69	Dan Issel	381-13.6
1969-70	Dan Issel	369-13.2
1970-71	Tom Payne	283-10.1
1971-72	Jim Andrews	315-11.3
1972-73	Jim Andrews	348-12.4
1973-74	Bob Guyette	205-7.9
1974-75	Rick Robey	214-6.9
1975-76	Mike Phillips	295-9.8
1976-77	Rick Robey	273-9.1
1977-78	Rick Robey	261-8.2
1978-79	L'Von Williams	213-6.9
1979-80	Sam Bowie	276-8.1
1980-81	Sam Bowie	254-9.1
1981-82	Melvin Turpin	212-7.1
1982-83	Melvin Turpin	195-6.3
1983-84	Sam Bowie	313-9.2

SCORING LEADERS THROUGH THE YEARS

1945-46	Jack Parkinson	339-11.3
1946-47	Alex Groza	393-10.6
1947-48	Ralph Beard	476-12.52
	(Alex Groza)	(488-12.51)
1948-49	Alex Groza	698-20.5
1949-50	Bill Spivey	578-19.3
1950-51	Bill Spivey	635-19.2
1951-52	Cliff Hagan	692-21.6
1953-54	Cliff Hagan	600-24.0
1954-55	Bob Burrow	495-19.0
1955-56	Bob Burrow	528-21.1
1956-57	Johnny Cox	544-19.4
1957-58	Vernon Hatton	496-17.1
1958-59	Johnny Cox	485-17.9
1959-60	Bill Lickert	288-14.4
1960-61	Bill Lickert	450-16.0
1961-62	Cotton Nash	608-23.4
1962-63	Cotton Nash	514-20.6
1963-64	Cotton Nash	648-24.0
1964-65	Louie Dampier	426-17.0
1965-66	Pat Riley	637-21.9
1966-67	Louie Dampier	537-20.6
1967-68	Mike Casey	541-20.1
1968-69	Dan Issel	746-26.6
1969-70	Dan Issel	948-33.9
1970-71	Tom Parker	492-17.6
1971-72	Jim Andrews	602-21.5
1972-73	Jim Andrews	562-20.1
1973-74	Kevin Grevey	547-21.9
1974-75	Kevin Grevey	730-23.6
1975-76	Jack Givens	602-20.1
1976-77	Jack Givens	566-18.9
1977-78	Jack Givens	578-18.1
1978-79	Kyle Macy	470-15.2
1979-80	Kyle Macy	540-15.4
1980-81	Sam Bowie	488-17.4
1981-82	Derrick Hord	490-16.3
1982-83	Melvin Turpin	468-15.1
1983-84	Melvin Turpin	518-15.2

ALL-TIME KENTUCKY CAGE RECORDS

(Revised to Start of 1984-85 Season)

TEAM RECORDS

Season

Most Games Played — 39* in 1947-48
(REGULAR SEASON ONLY — 30* in 1946-47 and 1979-80)
Most Wins — * in 1947-48 (Won 36, Lost 3)
(REGULAR SEASON ONLY — 28* in 1946-47; Won 28, Lost 2)
(CONFERENCE PLAY ONLY — 17* in 1968-70)
Most Losses — 13 in 1926-27 (2-13), 1966-67 (13-13) and 1973-74 (13-13)
(FOR FULL SEASON 20 OR MORE GAMES — 13 in 1966-67 and 1973-74)
CONFERENCE PLAY ONLY — 10 in 1966-67; 8-10)
Fewest Wins — in 1904-05 (Won 1, Lost 4)
(FOR FULL SEASON 20 OR MORE GAMES — 13 in 1966-67 and 1973-74)
Fewest Losses — 0 in 1911-12 (9-0) and 1953-54 (25-0)
Longest Win Streak — 25 in 1953-54 (Won 24, Lost 0)
(CONFERENCE PLAY ONLY — 14* in 1950-51, 1951-52, 1965-66, 1976-77, including Play off Game, Kentucky Won 15 Straight in 1953-54)
Most Consecutive Wins, Conference Play — 51* (Jan. 28, 1950 - Jan. 8, 1955)
Longest Losing Streak — 9 (Jan. 25 to Feb. 23, 1923)
(CONFERENCE PLAY ONLY — 4 in 1966-67 and 1973-74)
Most Points - 2858 in 31 Games, 1974-75
(REGULAR SEASON ONLY - 2523 in 28 Games, 1970-71)
(CONFERENCE PLAY ONLY — 1728* in 18 Games, 1970-71)
(MOST TIMES 100 OR MORE POINTS — 15 in 1970-71)
(TWO CONSECUTIVE GAMES — 244 vs. Georgia and Tennessee, 1956)
Fewest Points - 19 in 3 Games, 1903
(FOR FULL SEASON 20 OR MORE GAMES - 538 in 22 Games 1924-25)
Greatest Average Scoring Margin - 27.2 in 25 Games, 1953-54
(INCLUDING TOURNAMENT PLAY - 29.9 in 37 Games, 1946-47)
(CONFERENCE PLAY ONLY - 35.9* in 14 Games, 1946-47)
Highest Scoring Average - 96.8 in 28 Games, 1969-70
(REGULAR SEASON ONLY - 96.7 in 26 Games, 1970-71)
(CONFERENCE PLAY ONLY - 96.0 in 18 Games, 1970-71)
Season Percentage - .187 on Rseord 3-13 in 1926-27
(20 GAMES MINIMUM - 500 (13-3) in 1966-67 and 1973-74)
Most Field Goal Attempts - 3645* in 39 Games, 1947-48
(REGULAR SEASON — 2925 in 33 Games, 1947-48)
Most Field Goals Made - 1197 in 31 Games, 1974-75
(CONFERENCE PLAY ONLY - 719* in 18 Games, 1974-75)
Highest Field Goal Pct. - 55.6 in 31 Games, 1982-83
(REGULAR SEASON ONLY - 55.5 in 28 Games, 1982-83)
(CONFERENCE PLAY ONLY - 54.8 in 18 Games, 1982-83)
Most Free Throws Attempted - 865 in 32 Games, 1951-52
(CONFERENCE PLAY ONLY - 485* in 18 Games, 1978-79)
Most Free Throws Made - 613 in 32 Games, 1977-78
(CONFERENCE PLAY ONLY - 378* in 18 Games, 1978-79)
Highest Free Throw Pct. - 77.6 in 31 Games, 1978-79
(REGULAR SEASON ONLY - 78.1 in 26 Games, 1978-79)
Most Personal Fouls - 767 in 31 Games, 1974-75
Fewest PF's - 307 in 26 Games, 1944-45
Most Points Allowed - 2434 in 31 Games, 1974-75
(REGULAR SEASON ONLY - 2175 in 28 Games, 1970-71)
Fewest Points Allowed - (9 Game Min.) - 137 in 9 Games, 1911-12
(CONFERENCE PLAY ONLY - 182* in 8 Games, 1934-35)
Most Rebounds - 1817* in 32 Games, 1951-52
(REGULAR SEASON ONLY - 1600 in 25 Games, 1950-51)
Best Rebound Average - 64.6* in 25 Games, 1953-54
Most Wins in Conference - 17* in 1969-70

SINGLE GAME

Most Points - 143* (Kentucky 143 vs. Georgia 66, Feb. 27, 1956)
(CONFERENCE PLAY ONLY - Same)
(NON-CONFERENCE — 121: Kentucky 121, West Texas 67, Dec. 4, 1978)
Most Points, Both Teams - 239 (Kentucky 118 vs. Northwestern 116 at Evanston, Dec. 10, 1966)
(CONFERENCE PLAY ONLY - 226: Kentucky 121 vs. LSU 105, Feb. 21, 1970)
Most Points, Home Floor - 126 (Kentucky 126 vs. South Carolina 81, Dec. 10, 1979)
Most Points, Opponent's Floor - 121 (Kentucky 121 vs. LSU 66, Jan. 27, 1968; Kentucky 121 vs. LSU 105, Feb. 21, 1970)
Most Points on Neutral Court - 143 (Kentucky 143 vs. Georgia 66, Armory, Louisville, Feb. 27, 1956)
Most Points, One Half - 75 (Kentucky 75 vs. Georgia 32, Feb. 27, 1956)

Fewest Points - 1 (Kentucky 1 vs. Kentucky U. 22 in 1905)
Fewest Points, One Half (Modern) - 5 (Notre Dame 11, Kentucky 5 in second half. Dec. 2, 1981, Louisville)
Fewest Points, Both Teams - 17 (State College 5 vs. Kentucky U. 12 in 1904)
Biggest Victory Margin - 77* (Kentucky 143 vs. Georgia 66, Feb. 27, 1956)
Smallest Victory Margin - 46 One-Point Wins (Last 46-47 Tennessee (H), Jan. 10, 1981)
Worst Defeat - 58 (Kentucky 19 vs. Centre 87 in 1908-09)
(CCNY's 39-point Win Over UK in NIT of 1950 Worst Defeat in Modern Records)
Smallest Margin of Defeat - 1 (Tennessee 27 vs. Kentucky 26, March 2, 1971)
(ALSO ON RECORD are 33 other one-point losses. Last Clemson 68, Kentucky 67 (OT) NIT (H), Mar. 7, 1979)
Most Points in Losing Game - 100 vs. Jacksonville, 105 (NCAA) March 14, 1970
Most FG Attempted - 125* Against Indiana Central, Nov. 29, 1947 (SEC Non-Conference Record); Mississippi, Feb. 8, 1954
(CONFERENCE PLAY ONLY — 125* Against Mississippi, Feb. 8, 1964)
Most FGA's, Both Teams — 209 (Kentucky - 125 vs. Mississippi 84, Feb. 8, 1964)
Fewest FG Attempted — 17 vs. Notre Dame, Dec. 29, 1981
Fewest FGA One Half — 5 (2nd half) vs. Notre Dame, Dec. 29, 1981
Most Field Goals Scored — 60* Against Georgia, Feb. 27, 1956
Fewest FG Scored — 1 vs. Maryland, Jan. 19, 1928
Most FG's Scored Both Teams — 96 (UK 50 vs. Northwestern 46, Dec. 10, 1966 and UK 50 vs. Austin Peay 46, Mar. 15, 1973)
(CONFERENCE PLAY ONLY — 80*, UK 52 vs. LSU 38, Jan. 27, 1968 and UK 50 vs. Austin Peay 46, Mar. 15, 1973)
Best Field Goal Pct. — 76.5 vs. Notre Dame (Louisville) Dec. 29, 1981
(CONFERENCE PLAY ONLY — 69.2 vs. Mississippi State (A), Feb. 25, 1981)
(FIRST HALF — 78.6 vs. Mississippi, Jan. 12, 1981)
(SECOND HALF — 87.5 (14-16) vs. Alabama (A) Feb. 9, 1980)
Lowest Field Goal Percentage — 02.1 vs. Maryland (A) Jan. 19, 1928 (Modern) 16.3 vs. Ga. Tech (A), Jan. 26, 1960
Most Free Throws Attempted — 56* vs. Miss. State, Feb. 12, 1979. Made 40
Fewest Free Throws Attempted — 1 Against Ga. (H) Feb. 8, 1975, Tenn. (A) Jan. 5, 1980, and Auburn (N) March 10, 1984
Best Free Throw Pct. — .000 (19 out of 1 vs. Mississippi State (A), Jan. 10, 1983; 14 out of 14 vs. Duke March 3, 1930; 11 out of 11 vs. Alabama, Feb. 1, 1934 and Vanderbilt, Mar. 2, 1974; 9 out of 9 vs. Mississippi, Jan. 4, 1969; 6 out of 6 vs. Alabama, Mar. 4, 1982; 2 out of 2 vs. Middle Tennessee, Mar. 11, 1982) 95.5* (21 out of 22 vs. Georgia, Feb. 19, 1973)
Most Rebounds — 108* Against Mississippi, Feb. 8, 1964
Most Personal Fouls — 41* Against Ohio U., Jan. 12, 1948
(CONFERENCE PLAY ONLY — 37*) (Kentucky vs. Auburn, Feb. 27, 1954)
Most PF's, Both Teams — 75 (Kentucky, 32 LaSalle, 43, Dec. 2, 1979)
(CONFERENCE PLAY ONLY — 71*) (Kentucky 37 vs. Auburn 34, Feb. 27, 1954)
Fewest PF's Both Teams — 17 (Kentucky 7 vs. SMU 10, Dec. 21, 1956)

INDIVIDUAL RECORDS (Season)

Most Points — 948 by Dan Issel in 28 Games, 1969-70
(REGULAR SEASON ONLY — 876 by Dan Issel in 26 Games, 1969-70)
(CONFERENCE PLAY ONLY — 612 by Dan Issel in 18 Games, 1969-70)
(SOPH. YEAR — 608 by Cotton Nash in 26 Games, 1961-62)
Highest Scoring Average — 33.9 by Dan Issel in 28 Games, 1969-70
(REGULAR SEASON ONLY — 33.7 by Dan Issel in 26 Games, 1969-70)
(CONFERENCE PLAY ONLY — 34.0 by Dan Issel in 18 Games, 1969-70)
(SOPH. YEAR — 23.4 by Cotton Nash in 1961-62)
Most Rebounds — 528* by Cliff Hagan in 32 Games, 1950-51
(REGULAR SEASON ONLY — 447 by Bill Spivey in 25 Games, 1950-51)
(CONFERENCE PLAY ONLY — 250 by Cliff Hagan in 14 Games, 1951-52)
Most FG Attempts — 667 by Dan Issel in 28 Games, 1969-70
(REGULAR SEASON ONLY — 614 by Dan Issel in 28 Games, 1969-70)
(CONFERENCE PLAY ONLY — 433 by Dan Issel in 18 Games, 1969-70)
Most Field Goals Made — 369 by Dan Issel in 28 Games, 1969-70
(REGULAR SEASON ONLY — 339 by Dan Issel in 26 Games, 1969-70)
(CONFERENCE PLAY ONLY — 239 by Dan Issel in 18 Games, 1969-70)
Most Free Throws Attempted — 275 by Dan Issel in 28 Games, 1969-70
(REGULAR SEASON ONLY — 259 by Dan Issel in 26 Games, 1969-70)
(CONFERENCE PLAY ONLY — 169 by Dan Issel in 18 Games, 1969-70)
Most Free Throws Made — 210 by Dan Issel in 28 Games, 1969-70

* Also SEC Record

** The 1965-66 Wildcat team scored 2,950 points in 25 regular season, four NCAA and five International Universities Tournament games.

*** Recognized as National Record.

ALL-TIME KENTUCKY CAGE RECORDS

(REGULAR SEASON ONLY — 198 by Dan Issel in 26 Games, 1969-70)
 (CONFERENCE PLAY ONLY — 134 by Dan Issel in 18 Games, 1969-70)
 (CONSECUTIVE — 40 in 10 Games by Jim Master 1982)
 Highest Field Goal Pct. — 63.5 by Rick Robey in 32 Games, 1977-78
 (REGULAR SEASON ONLY — 63.8 by Charles Hurt)
 (CONFERENCE PLAY ONLY — 64.7 by Rick Robey in 18 Games, 1977-78)
 Highest Free Throw Pct. — 91.8 by Larry Steele in 23 Games, (45-49) 1969-70
 (REGULAR SEASON ONLY — 92.2 by Kyle Macy in 30 Games, (94-101) 1979-80)
 (CONFERENCE PLAY ONLY — 92.0 by Jim Master in 18 Games (69-75) 1982)
 Most Assists — 188 by Dirk Minniefield in 30 Games, 1981-82

SINGLE GAME

Most Points — 53 by Dan Issel (Against Mississippi at Oxford, Feb. 7, 1970)
 Most Field Goals Attempted — 42 by Bill Spivey (Against Ga. Tech. Feb. 18, 1950. Made 16)
 Most Field Goals Made — 23 by Dan Issel (Against Mississippi at Oxford, Feb. 7, 1970)
 Consecutive Free Throws Made — 16* by Cliff Hagan (Against Mississippi, Jan. 2, 1952)
 Highest Field Goal Percentage (Min. 10 Made) — Rick Robey 91.7 (11 of 12) against Miami (O.) (H) Dec. 10, 1975. Jack Givens 91.7 (11 of 12) against Miss. State (A) Jan. 31, 1977
 Highest Free Throw Percentage (Min. 10 Made) — 1.000 by Louie Dampier (13 of 13 against Florida, Jan. 30, 1965, and 14 of 14 against Oregon State Dec. 22, 1966) 11 other players have 15 — 1.000% performances. (Min. 15 made) — .944 (17 of 18) by Cliff Hagan against Mississippi, Jan. 2, 1952
 Most Rebounds — 34* (SEC Non-conference record) by Bob Burrow (Against Temple, (H) Dec. 10, 1955)
 (CONFERENCE PLAY ONLY — 30 by Cotton Nash; Against Mississippi (H) Feb. 8, 1964)
 Longest Field Goal Made — 63 feet, 7½ inches by Cliff Barker (Against Vanderbilt, Feb. 26, 1949 in Alumni Gym). (Other long shots on record include 53 ft. 9½ in. by Ralph Beard against Tennessee in 1947-48; 53 ft., 6 in. by Linville Puckett against Miss. State in 1953-54; and 48 ft. 2¼ in. by Red Hagan against Marquette in 1937-38)
 Most Assists — 14 by Dirk Minniefield vs. Villanova (H), Dec. 4, 1982 and Dicky Beal vs. Brigham Young (N), Mar. 17, 1984

INDIVIDUAL CAREER RECORDS (Varsity Play)

Most Points — 2138 by Dan Issel in 83 Games, 1968-70
 (CONFERENCE PLAY ONLY — 1399 by Dan Issel in 54 Games, 1968-70)
 Highest Scoring Average — 25.7 by Dan Issel, 1968-70
 (CONFERENCE PLAY ONLY — 25.9 by Dan Issel in 54 Games, 1969-70)
 Most Games Played — 139 by Ralph Beard, 1945-49
 (CONFERENCE PLAY ONLY — 74 by Truman Claytor, 1976-79)
 Most Consecutive Games Started — 120 by Alex Groza, Nov. 28, 1946 to March 26, 1949
 (CONFERENCE PLAY ONLY — 1059 by Dan Issel, 1968-70)
 Most Field Goals Attempted — 1638 by Jack Givens, 1975-78
 (CONFERENCE PLAY ONLY — 1059 by Dan Issel, 1968-70)
 Most Field Goals Made — 843 by Jack Givens in 123 Games, 1975-78
 (CONFERENCE PLAY ONLY — 546 by Dan Issel in 54 Games, 1968-70)
 Highest FG Pct. — 59.3 by Charles Hurt in 124 Games, 1979-83
 (CONFERENCE PLAY ONLY — 60.8 by Melvin Turpin in 72 games, 1980-84)
 Most Free Throws Attempted — 661 by Dan Issel in 83 Games, 1968-70
 (CONFERENCE PLAY ONLY — 405 by Dan Issel in 54 Games, 1968-70)
 Most Free Throws Made — 488 by Dan Issel in 83 Games, 1968-70
 (CONFERENCE PLAY ONLY — 307 by Dan Issel in 54 Games, 1968-70)
 Highest FT Pct. — 89.0 by Kyle Macy in 98 Games (331-372), 1978-80
 (CONFERENCE PLAY ONLY — 88.2 by Kyle Macy (224-254) in 61 Games, 1978-80)
 Most Rebounds — 1078 by Dan Issel in 83 Games, 1968-70
 (No Rebounds kept prior to 1951)
 (CONFERENCE PLAY ONLY — 685 by Dan Issel in 54 Games, 1968-70)
 Best Rebound Average — 16.1 by Bob Burrow in 51 Games, 1955-56
 Most Assists — 470 by Kyle Macy in 98 Games, 1978-80
 Most Personal Fouls — 344 by Mike Phillips, 1975-78 (Four Seasons)
 (For 3 Seasons — 294 by Pat Riley, 1965-67)

NCAA TOURNAMENT RECORDS

Most Appearances — 29** (1942, 1945, 1948, 1949, 1951, 1952, 1955, 1956, 1957, 1958, 1959, 1961, 1962, 1964, 1966, 1968, 1969, 1970, 1971, 1972, 1973, 1975, 1977, 1978, 1980, 1981, 1982, 1983, 1984)
 Most Games — 74*

MISCELLANEOUS RECORDS

Season Opener Consecutive wins — 35
 (Kentucky lost first opening game since 1926 in defeat by Va. Tech., Dec. 1, 1962)
 Consecutive Home Floor Wins — 129** (Jan. 4, 1943 to Jan. 8, 1955)
 (First 84 wins in Alumni Gym, remainder in Memorial Coliseum)

* Also Southeastern Conference Record

** Recognized as National Record

(CONFERENCE PLAY ONLY — 70 from Jan. 21, 1939 to Jan. 8, 1955)
 (OVERALL SINCE 1943, Kentucky has been defeated on its home floor only 41 times)
 (MOST LOSSES AT HOME ONE SEASON — 7 in 1966-67)
 Longest Winning Streak — 32 (Dec. 5, 1953 to Jan. 8, 1955)
 Consecutive Conference wins — 51** (Jan. 28, 1950 to Jan. 8, 1955)
 (Excludes tournament and non-SEC games)
 Consecutive SEC Losses — 4 in 1966-67 and 1973-74 (Lost 3 in row only 12 times, 2 in row only 18 times)
 Most SEC Champions — 35**
 (12 Titles won in tournament play. Title determined by regular season play since 1951. Tied LSU 1935 and 1954, Miss. State 1962, Tennessee 1972, Alabama 1975, Tennessee 1977, Tennessee 1982)
 Consecutive SEC Championships — 9*
 (Kentucky held SEC title continuously from 1944 to 1953 when Wildcats were out of competition. The 1952 title represented UK's 6th straight regular season title and 12th win of season race since SEC organized in 1933.)
 Attendance Highs —
 ONE GAME — 24,185 (UK vs. Tennessee (H) Feb. 27, 1983)
 REGULAR SEASON GAME — 24,185 (UK vs. Tennessee (H) Feb. 27, 1983)
 HOME GAME — 24,185 (UK vs. Tennessee (H) Feb. 27, 1983)
 TWO CONSECUTIVE GAMES — 48,196 in 1983 UKIT (24,098 each session)
 COMPLETE SEASON — 633,618 in 34 games, 1983-84
 HOME SEASON — 380,453 in 16 games, 1983-84
 HOME AVERAGE — 23,785 (356,776 in 15 Games) 1982-83
 Last Overtime Game — Feb. 3, 1982 (Auburn 83, UK 81) March 26, 1983, (Louisville 80, UK 68)
 (LAST DOUBLE OVERTIME GAME — Jan. 31, 1981, UK 71, Georgia 68) (A)
 (LAST THREE-OVERTIME GAME — Dec. 7, 1957, UK 85, Temple 83)
 Most Overtime Games — Season Five, 1979 (Won 2, Lost 3)
 Overtime All-Time Record — Won 26, Lost 23
 Most Players on All-Tournament Team — 5 (1947 All-SEC Tournament and 1965 UK Invitational Tournament Team)

RUPP ARENA RECORDS (Collegiate-Varsity) Team — Single Game

Consecutive Wins — 30 by Kentucky (Nov. 29, 1980 to Mar. 6, 1982)
 Most Points — 126 by Kentucky vs. South Carolina, 81 Dec. 10, 1979
 Most Points by Kentucky Opponent — 91 by Jacksonville, Dec. 18, 1981
 Biggest Margin of Victory for Kentucky — 50 (Kentucky 103, TCU 53, Dec. 2, 1976)
 Biggest Margin of Defeat for Kentucky — 14 (Alabama 78, Kentucky 68, Dec. 18, 1977)
 Smallest Margin of Victory for Others — 2 (Utah 70, Kentucky 68, Dec. 18, 1977)
 Smallest Margin of Defeat for Others — 1 (Kentucky 61, Purdue 60 — UKIT — Dec. 22, 1979)
 Most Points, Both Teams — 202 (Kentucky 114, Portland State 88 (UKIT) Dec. 16, 1977)
 Most Points in One Half — 66 by Kentucky in Second Half vs. West Texas, Dec. 4, 1978
 Fewest Points — 40 by Wyoming vs. Kentucky 66, Dec. 16, 1983
 Most FGA's, Both Teams — 163 (Kentucky 82 vs. Vanderbilt 81, Feb. 5, 1977)
 Most Field Goals Made — 46 by Kentucky vs. Portland State, Dec. 16, 1977
 Best FG Pct. (Game) — 68.0 (34 of 50) by West Virginia vs. Bowlin Green, Dec. 18, 1977 (UKIT)
 Best FG Pct. (First Half) — 78.6 (11-14) by Kentucky vs. Mississippi, Jan. 14, 1981
 Best FG Pct. (Second Half) — 83.3 (15 of 18) by Kentucky vs. Mississippi State, Feb. 28, 1977
 Most Free Throws Attempted — 56 by Kentucky vs. Miss. State Feb. 12, 1979
 Most FTA's, Both Teams — 97 (Kentucky 48, Vanderbilt 49, Jan. 19, 1980)
 Most Free Throws Made — 44 by Kentucky vs. Vanderbilt, Jan. 19, 1980



ALL-TIME KENTUCKY CAGE RECORDS

Most Free Throws Missed — 19 by Kentucky vs. Wisconsin, Nov. 27, 1976, and vs. Portland State, Dec. 16, 1977
 Most Rebounds — 62 by Kentucky vs. Bowling Green, Dec. 17, 1976
 Fewest Points, Both Teams — 94 (Alabama 48, Kentucky 46, Mar. 6, 1982)
 Most Personal Fouls — 43 by LaSalle vs. Kentucky, Dec. 2, 1978
 Most Personal Fouls, Both Teams — 75 (UK 32, LaSalle 43, Dec. 2, 1978)
 Biggest Crowd — 24,185* (Kentucky vs. Tennessee, Feb. 27, 1983)

Individual — Single Game

Most Points — 39 Freeman Williams, Portland State vs. Kentucky (UKIT) Dec. 16, 1977
 Most Field Goals Attempted — 40 by Freeman Williams, Portland State vs. Kentucky (UKIT) Dec. 16, 1977
 Most Free Throws Attempted — 23 by Dwight Anderson, Kentucky vs. Miss. State, Feb. 12, 1979
 Most Free Throws Made — 18 by Dwight Anderson, Kentucky vs. Miss. State, Feb. 12, 1979, Attempted 23.
 (CONSECUTIVE — 12 by Kyle Macy vs. Vanderbilt, and Mike Rhodes of Vanderbilt vs. Kentucky, Jan. 19, 1980)
 Most Rebounds — 19 by Mike Phillips, Kentucky vs. LSU, Jan. 22, 1977; Bernard King, Tennessee vs. Kentucky, Jan. 12, 1977; and Sam Bowie vs. Mississippi, Mar. 1, 1984

MEMORIAL COLISEUM RECORDS

(Collegiate - Varsity)

Team — Single Game

Consecutive Wins — 45 by Kentucky (Dec. 1, 1950 to Jan. 8, 1955)
 (Part of Overall National Record of 129 Home Floor Victories)
 (Kentucky has lost two in a row at Memorial Coliseum only three times and three in a row only once — 1966-67)

Most Points — 121 by Kentucky vs. Mississippi, 86, Feb. 6, 1971
 Most Points by UK Opponent — 98 (1 OT) by Illinois, Dec. 5, 1966
 Biggest Margin of Victory — 53 by Kentucky (UK 104 vs. Ga. Tech 51 on Jan. 7, 1956; and UK 108 vs. Georgia 55 on Jan. 29, 1959)
 Most Points, Both Teams — 207 (Kentucky 121 vs. Mississippi 86, Feb. 6, 1971)
 Most Points in One Half — 67 by Kentucky in Second Half vs. Auburn, Jan. 29, 1966
 Fewest Points in One Half — 32 by Alabama (Alabama 32 vs. Kentucky 39 on Feb. 23, 1959)
 Smallest Margin of Victory — Kentucky 77 vs. UCLA 76 on Feb. 17, 1961; UK 61, Tennessee 60 on Feb. 27, 1965; UK 60, Tennessee 59 on Feb. 12, 1968; Kentucky 78 vs. Stanford 77 on Dec. 22, 1973; Kentucky 77, Vanderbilt 76 on Jan. 17, 1976; Kentucky 94, Miss. State 93 (OT) Mar. 8, 1976
 Smallest Margin of Defeat — 1 (Ga. Tech 59 vs. Kentucky 58 on Jan. 8 1955; St. Louis 71 vs. Kentucky 70 on Dec. 10, 1956; Ga. Tech 86 vs. Kentucky 85 in double overtime on Jan. 5, 1963; Illinois 98 vs UK 97 (1 OT) Dec. 5, 1966; Ohio State 82, UK 81, March 16, 1968)
 Most FGA's, Both Teams — 209 (Kentucky 125 vs. Mississippi 84, Feb. 6, 1971)
 Best FG Pct. (Game) — 69.2 (18 of 26 by Miss. State vs. Kentucky, Feb. 12, 1962)
 Best FG Pct. (First Half) — 75.0 (15 of 20) by Ga. vs. UK, Jan. 11, 1971
 Best FG Pct. (Second Half) — 87.5 (7 of 8) by Miss. State vs. UK, Feb. 12, 1962
 Most Free Throws Attempted — 50 by Georgia vs. Kentucky, Feb. 4, 1954 and Georgia Tech, Jan. 5, 1957
 Most FTA's, Both Teams — 89 (Kentucky 39 vs. Georgia Tech 50 on Jan. 5, 1957)
 Most FT Made — 38 by Kentucky vs. Georgia on Jan. 29, 1959; UK 38 vs. Florida, Jan. 30, 1965
 Most Free Throws Missed — 23 by Georgia vs. Kentucky on Feb. 4, 1954
 Most Rebounds — 108 by Kentucky vs. Mississippi, Feb. 8, 1964
 Fewest Points, Both Teams — 71 (Kentucky 39 vs. Alabama 32 on Feb. 23, 1959)
 Most Personal Fouls — 34 by Mississippi vs. Kentucky, Feb. 6, 1965
 Most PF's, Both Teams — 62 (UK 31 vs. Auburn 31, Feb. 5, 1973)
 Biggest Crowd — 13,690 (Kentucky vs. Louisiana State, Jan. 24, 1970)

Individual — Single Game

Most Points — 56 by Pete Maravich, LSU vs. Kentucky, Jan. 24, 1970
 Most Field Goals Attempted — 53 by Pete Maravich, LSU vs. Kentucky, Feb. 22, 1969
 Most Field Goals Made — 21 by Pete Maravich, LSU vs. Kentucky, Feb. 22, 1969 and Jan. 24, 1970
 Most Free Throws Attempted — 24 by Cliff Hagan, Kentucky vs. Temple on Dec. 5, 1953
 Most Free Throws Made — 17 by Cliff Hagan, Kentucky vs. Temple on Dec. 5, 1953
 (CONSECUTIVE — 14 of 14 by Louie Dampier vs. Oregon State, Dec. 22, 1966)
 Most Rebounds — 34* (SEC Record Non-Conference Play) by Bob Burrow, Kentucky vs. Temple on Dec. 18, 1954
 Longest Field Goal Made — 53 ft. 6 in. by Linville Puckett, Kentucky vs. Miss. State on Feb. 15, 1954

HIGHS AND LOWS BY OPPONENTS

(Modern — Since 1930)

Individual — Single Game

Most Points — 64 Pete Maravich (LSU) Feb. 21, 1970 at Baton Rouge
 Most Rebounds — 30 Jerry Lucas (Ohio State) March 18, 1961 (NCAA)
 Most Field Goals — 23 Pete Maravich (LSU) Feb. 21, 1970 at Baton Rouge
 Most Free Throws Made — 17 Pete Maravich (LSU) (22 FTA) Feb. 21, 1970 at Baton Rouge
 Most FG's Attempted — 53 Pete Maravich (LSU) Feb. 22, 1969
 Most FT's Attempted — 22 Pete Maravich (LSU) Feb. 21, 1970 at Baton Rouge

Team — Single Game

Most Points — 116 Northwestern (UK 118) Dec. 10, 1966
 (CONFERENCE ONLY — 110 Vanderbilt, UK 94, March 4, 1967)

Fewest Points — 6 Arkansas State (Kentucky 75) Jan. 8, 1945
 (ALL-TIME RECORD — 5 Tennessee 1910, Centre 1916, Ky. Wesleyan 1919)
 Biggest Victory Margin — 39 CCNY 89, Kentucky 50 in NIT, Mar. 14, 1950
 (ALL-TIME RECORD — 68 Centre 87, Kentucky 19 in 1910)
 Smallest Victory Margin — 1 Vanderbilt 32, Kentucky 31, Feb. 20, 1932 (31 One-Point Losses since 1930. All-Time, 38 losses) Last (Duke 55, UK 54(H) (NCAA) Mar. 13, 1980)
 Most Rebounds — 81 Notre Dame, Dec. 29, 1964
 (Rebounds not recorded prior to 1951)
 Most Field Goals — 51 Notre Dame (109 Attempts) Dec. 29, 1964
 ALL-TIME RECORD — Same
 Fewest Field Goals — 2** Arkansas State Jan. 8, 1945
 Most FG's Attempted — 109 Notre Dame (Made 51) Dec. 29, 1964
 (Field Goal Attempts Not Recorded Prior to 1947)
 Most FT's Attempted — 53 Tennessee (Made 33) Mar. 3, 1956
 (ALL-TIME RECORD — Same)
 Fewest Free Throws Missed — 0 Georgia Tech (Made 5) Jan. 21, 1946, and Georgia (Made 6) Feb. 19, 1973
 Best FT Shooting Percentage — (Minimum 15 FTA) 19.7 (22 of 24) by Notre Dame (N), Jan. 14, 1939, 91.7 (33 of 36) by North Carolina (NCAA), Mar. 19, 1977
 Best FG Shooting Pct. — 69.2 by Miss. State, Feb. 12, 1962, at Lexington
 (FIRST HALF — 75 by Georgia (H) Jan. 11, 1971 and Mississippi (H) Jan. 12, 1981)
 (SECOND HALF — 87.5** by Miss. State (H) Feb. 12, 1962)
 Lowest FG Shooting Percentage — 24.1% Notre Dame Feb. 14, 1959
 (Shooting Percentages Not Recorded Prior to 1947)
 Most Personal Fouls — 43 LaSalle, Dec. 2, 1978

* Also Southeastern Conference Record

** Recognized as National Record

KENTUCKY FROSH RECORD

Year	Won	Lost	PF	PA	Coach
1923	11	0	357	162	S.A. Boles
1924	7	3	265	193	L.S. Burnham
1925	11	0	417	185	Ray Eklund
1926	(Record Unknown)				
1927	19	0	822	413	J.R. McFarland
1928	7	1	222	110	Fred Major
1929	9	1	260	193	M.E. Potter
1930	8	0	250	143	M.E. Potter
1931	4	2	178	116	(Unknown)
1932	10	0	463	175	Elmer Gib
1933	8	1	408	204	J.R. Campbell and Len Miller
1934	16	0	809	340	Len Miller
1935 (Incomplete)	11	1	397	232	Paul McBrayer
1936	11	1	392	265	Paul McBrayer
1937	7	2	321	201	Paul McBrayer
1938	8	2	399	286	Paul McBrayer
1939	9	1	433	293	Paul McBrayer
1940 (Incomplete)	16	0	504	283	Paul McBrayer
1941	(No Team)				
1942	2	2	185	163	Paul McBrayer
1943-48	(No Schedule Played)				
1949	15	0	1203	673	Harry Lancaster
1950	15	1	1269	767	Harry Lancaster
1951	13	0	1112	620	Harry Lancaster
1952-53	(No Team)				
1954	6	0	646	391	Harry Lancaster
1955	5	4	1156	832	Harry Lancaster
1956	4	4	880	562	Harry Lancaster
1957	7	0	612	431	Harry Lancaster
1958	16	1	1658	1125	Harry Lancaster
1959	6	3	773	817	Harry Lancaster
1960	9	5	1129	967	Harry Lancaster
1961	13	5	1579	1358	Harry Lancaster
1962	13	5	1547	1223	Harry Lancaster
1963	14	3	1437	1053	Harry Lancaster
1964	13	3	1660	1305	Harry Lancaster
1965	17	2	1741	1268	Harry Lancaster
1966	5	10	1165	1227	Harry Lancaster
1967	18	2	1977	1531	Harry Lancaster
1968	11	9	1838	1667	Harry Lancaster
1969	18	4	1984	1650	Harry Lancaster and Joe Hall
1970	16	6	1975	1782	Joe Hall
1971	12	8	1728	1640	Joe Hall
1972	22	0	2208	1487	Joe Hall
1973*	2	10	713	824	Dick Parsons
1974*	7	3	863	693	Dick Parsons
1975*	4	2	477	459	Ray Edelman
1976*	5	2	604	572	Jim Long
1977-82	(No Team)				

* Junior Varsity Teams

SEC INFORMATION

SEC COMPOSITE STANDING — 1933-1984 (Conference Games, Regular Season Only)

Team	No. Titles	Won	Lost	Pct.
Kentucky	35	558	130	.811
Tennessee	7	447	281	.614
Alabama	*5	476	340	.583
Vanderbilt	*2	417	338	.552
Louisiana State	*4	403	369	.522
Auburn	1	373	392	.488
Mississippi	0	369	496	.427
Mississippi State	*4	328	452	.421
Florida	0	289	416	.410
Georgia	0	278	472	.371
Georgia Tech (withdrew after '40)	1	201	—	—
Tulane (withdrew after '66)	0	195	—	—
Sewanee (withdrew after '40)	0	3	76	.036

* Title shared with LSU in 1935, LSU in 1954, Mississippi State in 1962, Tennessee in 1972, Alabama in 1975, Tennessee in 1977, Tennessee in 1982.
 § Vanderbilt and Alabama tied in 1974.

KENTUCKY IN THE SEC

Perhaps the greatest supremacy enjoyed by an team in any sport is reflected by Kentucky's basketball success in the Southeastern Conference since 1933. Against SEC teams in regular season, tournaments and playoffs, UK has annexed a record of 625 victories and lost only 140 — a winning average of over 81 percent. The 'Cats have won 35 league championships and hold over 60 team and individual records from regular season and tournament play. Only Tennessee, Vanderbilt, Alabama, LSU and Florida can boast of beating the Wildcats two in a row in the same season and only Mississippi State, Vanderbilt, Alabama and Tennessee are added to the exclusive club when the basis is widened to consecutive wins over two or more seasons. Kentucky's record against SEC teams since 1933, including non-conference games, is shown below.

	UK Won	Lost
Alabama	69	21
Auburn	50	21
Florida	48	12
Georgia	65	4
Louisiana State	52	11
Mississippi	61	3
Mississippi State	51	8
Tennessee	78	33
Vanderbilt	80	21
*Tulane	33	4
*Georgia Tech	43	10
*Sewanee	2	0

*Former members.

FINAL SEC STANDINGS 1982-83

School	SEC	Pct.	Overall
Kentucky	14-4	.778	29-4
Auburn	12-6	.667	20-11
LSU	11-7	.611	16-13
Alabama	11-7	.611	18-11
Tennessee	10-8	.556	18-12
Georgia	9-9	.500	21-14
Vanderbilt	8-10	.444	17-13
Alabama	8-10	.444	14-15
Mississippi State	4-14	.222	9-19
Mississippi	3-15	.167	8-20

HOME FLOOR LOSSES SINCE 1943 (Total of 48)

Date	Opponent	Score	Margin
Jan. 8, 1955	Georgia Tech	59-58	1
Dec. 10, 1955	Temple	73-61	12
Dec. 21, 1955	Dayton (UKIT)	89-74	15
Dec. 10, 1956	St. Louis	71-70	1
Mar. 16, 1957	Michigan State (NCAA)	80-68	12
Dec. 20, 1957	West Virginia (UKIT)	77-70	7
Dec. 19, 1959	West Virginia (UKIT)	79-70	9
Jan. 2, 1960	Georgia Tech	62-54	8
Feb. 27, 1960	Tennessee	63-63	2
Dec. 3, 1960	Florida State	63-58	5
Dec. 22, 1960	St. Louis (UKIT)	74-72*	2
Feb. 12, 1962	Mississippi State	49-44	5
Dec. 1, 1962	Virginia Tech	80-77	3
Dec. 17, 1962	North Carolina	68-66	2
Jan. 5, 1963	Georgia Tech	86-85	1
Jan. 19, 1963	Tennessee	78-69*	9
Feb. 18, 1963	Vanderbilt	69-67	2
Mar. 2, 1964	St. Louis	67-60	7
Dec. 19, 1964	Illinois (UKIT)	91-86	5
Jan. 5, 1965	Vanderbilt	97-79	18
Dec. 5, 1966	Illinois	98-87*	1
Dec. 13, 1966	North Carolina	64-55	9
Dec. 17, 1966	Florida	78-75	3
Dec. 28, 1966	Cornell	92-77	15
Jan. 5, 1967	Vanderbilt	91-89*	2
Jan. 23, 1967	Tennessee	52-50*	2
Feb. 11, 1967	Mississippi State	77-72*	5
Mar. 16, 1968	Ohio State (NCAA)	82-81	1
Dec. 7, 1968	North Carolina	87-77	10
Dec. 19, 1970	Purdue (UKIT)	89-83	6
Dec. 13, 1971	Michigan State	91-85	6
Dec. 4, 1972	Iowa	79-66	13
Feb. 3, 1973	Vanderbilt	83-76	7
Jan. 28, 1974	Vanderbilt	82-65	17
Feb. 23, 1974	Alabama	94-71	23
Feb. 25, 1974	Florida	75-65	10
Jan. 10, 1976	Tennessee	90-88	2
Dec. 18, 1976	Utah (UKIT)	70-68	2
Jan. 12, 1977	Tennessee	71-67	4
Dec. 22, 1978	Texas A&M (UKIT)	73-69	4
Jan. 6, 1979	Louisiana State	93-89	4
Jan. 20, 1979	Tennessee	66-55	11
Mar. 7, 1979	Clemson (NIT)	68-67*	1
Jan. 12, 1980	Alabama	78-64	14
Jan. 28, 1980	Louisiana State	65-60	5
Mar. 13, 1980	Duke (NCAA)	55-54	1
Mar. 6, 1982	Alabama (SEC-1)	48-46	2
Jan. 15, 1983	Auburn	75-67	8

*One overtime period.

• Double overtime.

Average loss margin—6.5

TOURNAMENTS

TOURNAMENT INFORMATION

NATIONAL INVITATION TOURNAMENT (NIT)

(Seven Appearances — Two Championships)

- 1979 Won 0, Lost 1. Eliminated in first game by Clemson.
1976 Won 4, Lost 0. Defeated UNCC for championship.
1950 Won 0, Lost 1. Eliminated in first game by CCNY.
1949 Won 0, Lost 1. Eliminated in first game by Loyola (Chicago).
1946 Won 3, Lost 0. Defeated Rhode Island for championship.
1944 Won 2, Lost 1. Eliminated by St. John's in second game.

(For Dates, Sites and Scores See All-Time Record Setting)

SOUTHERN INTERCOLLEGIATE ATHLETIC ASSOCIATION (SIAA TOURNAMENT)

(Three Appearances — One Championship)

- 1924 Won 0, Lost 1. Eliminated in first game by North Carolina.
1922 Won 1, Lost 1. Eliminated in second game by Mercer.
1921 Won 4, Lost 0. Defeated Georgia for championship.

SOUTHERN CONFERENCE TOURNAMENT

(Seven Appearances — No Championships)*

- 1932 Won 1, Lost 1. Eliminated in second game by North Carolina.
1931 Won 3, Lost 1. Eliminated by Maryland.

*Kentucky joined Southeastern Conference in 1933.

- 1930 Won 2, Lost 1. Eliminated in semi-finals by Duke.
1929 Won 1, Lost 1. Eliminated in second game by Georgia.
1928 Won 2, Lost 1. Eliminated in semi-finals by Mississippi.
1926 Won 2, Lost 1. Eliminated in semi-finals by Mississippi A&M.
1925 Won 1, Lost 1. Eliminated in second game by Georgia.

SUGAR BOWL TOURNAMENT

(Ten Appearances — Five Championships)

- 1963 Won 2, Lost 0. Defeated Duke for championship.
1956 Won 2, Lost 0. Defeated Houston for championship.
1951 Won 1, Lost 1. Eliminated in finals by St. Louis.
Defeated Syracuse in consolation game.
1950 Won 1, Lost 1. Eliminated in first game by St. Louis.
1949 Won 2, Lost 0. Defeated Bradley for championship.
1948 Won 1, Lost 1. Eliminated in finals by St. Louis.
1946 Won 0, Lost 1. Lost to Oklahoma A&M.
1940 Won 0, Lost 1. Lost to Indiana.
1939 Won 1, Lost 0. Defeated Ohio State for championship.
1937 Won 1, Lost 0. Defeated Pittsburgh for championship.

(For Dates, Sites, and Scores See All-Time Record Section)

N.C.A.A. TOURNAMENT

(Record 29 Appearances — 5 Championships)

- 1984 Won 3, Lost 1. Eliminated by Georgetown in Final Four semi-finals.
1983 Won 2, Lost 1. Eliminated by Louisville in Mideast Regional Finals.
1982 Won 0, Lost 1. Eliminated by Middle Tenn. in Mideast First Round.
1981 Won 0, Lost 1. Eliminated by Alabama-Birmingham in Mideast First Round.
1980 Won 1, Lost 1. Eliminated by Duke in Mideast Regional Semi-Finals.
1978 NATIONAL CHAMPIONS
Won 5, Lost 0. Defeated Duke for title.
1977 Won 2, Lost 1. Eliminated by North Carolina in East Regional Finals.
1975 Won 4, Lost 1. Lost to UCLA in Championship Game.
1973 Won 1, Lost 1. Eliminated by Indiana in Mideast Regional Final.
1972 Won 1, Lost 1. Eliminated by Florida State in Mideast Regional Finals.
1971 Won 0, Lost 2. Eliminated by Western Kentucky in Mideast Regional first game.
1970 Won 1, Lost 1. Eliminated by Jacksonville in Mideast Regional Finals.
1969 Won 1, Lost 1. Eliminated by Marquette in Mideast Regional first game.
1968 Won 1, Lost 1. Eliminated by Ohio State in Regional finals.

- 1966 Won 3, Lost 1. Lost to Texas Western in championship game.
1964 Won 0, Lost 2. Eliminated by Ohio University in Mideast Regional first game.
1962 Won 1, Lost 1. Eliminated by Ohio State in Mideast Regional Finals.
1961 Won 1, Lost 1. Eliminated by Ohio State in Mideast Regional Finals.
1959 Won 1, Lost 1. Eliminated by Louisville in Mideast Regional first round.
1958 NATIONAL CHAMPIONS
Won 4, Lost 0. Defeated Seattle for title.
1957 Won 1, Lost 1. Eliminated by Michigan State in Midwest Regional Finals.
1956 Won 1, Lost 1. Eliminated by Iowa in Eastern Regional Finals.
1955 Won 1, Lost 1. Eliminated by Marquette in Eastern Regional first round.
1954 Withdrew after winning automatic berth as SEC champion.
1952 Won 1, Lost 1. Eliminated by St. Johns in Eastern Regional finals.
1951 NATIONAL CHAMPIONS
Won 4, Lost 0. Defeated Kansas State for title.
1949 NATIONAL CHAMPIONS
Won 3, Lost 0. Defeated Oklahoma A&M for title.
1948 NATIONAL CHAMPIONS
Won 3, Lost 0. Defeated Baylor for title.
1945 Won 1, Lost 1. Eliminated by Ohio State in first round.
1942 Won 1, Lost 1. Eliminated by Dartmouth in second game.

(For Dates, Sites and Scores See All-Time Record Section)

OLYMPIC TRIALS TOURNAMENT

(One Appearance — Champions College Bracket)

- 1948 Won 2, Lost 1. Qualified as NCAA Champion. Defeated Louisville and Baylor for championship College Bracket. (Lost to AAU Champion Phillips Oilers in National Finals)

OLYMPIC GAMES

(One Appearance — One World Championship)

- 1948 Won 8, Lost 0. Kentucky participated along with the Phillip Oilers as the United States' basketball entry. Defeated France for the championship.

SOUTHERNEASTERN CONFERENCE (SEC) TOURNAMENT

(25 Appearances — 14 Championships)*

- 1984 Won 3, Lost 0. Defeated Auburn for championship.
1983 Won 0, Lost 1. Eliminated in quarterfinals by Alabama.
1982 Won 2, Lost 1. Eliminated in finals by Alabama.
1981 Won 0, Lost 1. Eliminated in quarterfinals by Vanderbilt.
1980 Won 2, Lost 1. Eliminated in finals by Louisiana State.
1979 Won 3, Lost 1. Eliminated in finals by Tennessee.
1952 Won 4, Lost 0. Defeated Louisiana State for championship.
1951 Won 3, Lost 1. Eliminated in finals by Vanderbilt.
1950 Won 3, Lost 0. Defeated Tennessee for championship.
1949 Won 4, Lost 0. Defeated Tulane for championship.
1948 Won 4, Lost 0. Defeated Georgia Tech for championship.
1947 Won 4, Lost 0. Defeated Tulane for championship.
1946 Won 4, Lost 0. Defeated Louisiana State for championship.
1945 Won 4, Lost 0. Defeated Tennessee for championship.
1944 Won 3, Lost 0. Defeated Tulane for championship.
1943 Won 3, Lost 1. Eliminated in finals by Tennessee.
1942 Won 4, Lost 0. Defeated Alabama for championship.
1941 Won 3, Lost 1. Eliminated in finals by Tennessee.
1940 Won 3, Lost 0. Defeated Georgia for championship.
1939 Won 3, Lost 0. Defeated Tennessee for championship.
1938 Won 0, Lost 1. Eliminated in first game by Tulane.
1937 Won 3, Lost 0. Defeated Tennessee for championship.
1936 Won 1, Lost 1. Eliminated in second game by Tennessee.
1935 No Tournament Held.
1934 Won 0, Lost 1. Eliminated in first game by Florida.
1933 Won 4, Lost 0. Defeated Mississippi State for championship.
*Tournament resumed in 1979 for first time since 1952.

ALL-AMERICANS

**UNIVERSITY OF
KENTUCKY
ALL-AMERICANS**

(30 Players Chosen 47 Times)


***Consensus; - Second Team Consensus**




BASIL HAYDEN
Lexington Senior High School
Lexington, Ky.



BURGESS CAREY
Guard—1925
Lexington Senior High School
Lexington, Ky.



CAREY SPICER
Forward—1929,30
Lexington Senior High School
Lexington, Ky.




PAUL McBRAYER
Guard—1930
Kavanaugh High School
Lawrenceburg, Ky.



FOREST SALE
Center-Forward—1932,33
Kavanaugh High School
Lawrenceburg, Ky.




ELLIS JOHNSON
Guard—1933
Ashland High School
Ashland, Ky.




JOHN DeMOISEY
Center—1934
Walton High School
Walton, Ky.



LeROY EDWARDS
Center—1935
Tech High School
Indianapolis, Ind.



BERNARD OPPER
Guard—1939
Morris High School
New York, N.Y.




LEE HUBER
Guard—1940,41
St. Xavier High School
Louisville, Ky.




BOB BRANNUM
Center—1944
Winfield High School
Winfield, Kan.




JACK PARKINSON
Guard—1946
Yorktown High School
Yorktown, Ind.



RALPH BEARD
Guard—1947,48*,49*
Male High School
Louisville, Ky.



ALEX GROZA
Center—1947,48, + 49*
Martins Ferry High School
Martins Ferry, Ohio




WALLACE JONES
Forward—1949 +
Harlan High School
Harlan, Ky.




BILL SPIVEY
Center—1951*
Warner Robins High School
Warner Robins, Ga.




CLIFF HAGAN
Center—1952*, 54*
Owensboro High School
Owensboro, Ky.



FRANK RAMSEY
Guard—1952, 54 +
Madisonville High School
Madisonville, Ky.




BOB BURROW
Center—1956 +
Wells High School
Wells, Texas




VERNON HATTON
Guard—1958
Lafayette High School
Lexington, Ky.



JOHNNY COX
Forward—1959*
Hazard High School
Hazard, Ky.



COTTON NASH
Center-Forward—1962 +, 63 +, 64*
Lake Charles High School
Lake Charles, La.



PAT RILEY
Forward—1966
Linton High School
Schenectady, N.Y.




LOUIE DAMPIER
Guard—1966 +
Southport High School
Indianapolis, Ind.



DAN ISSEL
Center—1969, 70*
Batavia High School
Batavia, Ill.




KEVIN GREVEY
Forward—1974, 75
Taft High School
Hamilton, Ohio




JACK GIVENS
Forward—1975, 77, 78
Bryan Station High School
Lexington, Ky.



RICK ROBEY
Forward-Center—1977, 78
Brother Martin High School
New Orleans, La.



KYLE MACY
Guard—1979, 80*
Peru High School
Peru, Ind.



SAM BOWIE
Center—1981
Lebanon High School
Lebanon, Pa.

HONORS

ALL-SOUTHEASTERN CONFERENCE

(59 Players Chosen 108 Times)

Ellis Johnson (G)	1933	Wallace Jones (F)	1946, '47, '48, '49	Tommy Kron (G)	1965, '66
Forest Sale (C)	1933	Joe Holland (F)	1947	Pat Riley (F)	1965, '66
John DeMoisey (F)	1933, '34	Alex Groza (C)	1948, '49	Thad Jaracz (C-F)	1966
Bill Davis (G)	1934	Kenny Rollins (G)	1947, '48	Larry Conley (F)	1966
Leroy Edwards (C)	1935	Jim Line (F)	1950	Louie Dampier (G)	1965, '66, '67
Dave Lawrence (F)	1935	Bill Spivey (C)	1950, '51	Mike Casey (G)	1968, '69, '71
Ralph Carlisle (F)	1936, '37	Walt Hirsch (F)	1951	Dan Issel (C)	1968, '69, '70
Warfield Donohue (G)	1937	Shelby Linville (F)	1951	Mike Pratt (F)	1969, '70
Bernie Opper (G)	1938, '39	Bobby Watson (G)	1951, '52	Larry Steele (F)	1971
Layton Rouse (G)	1940	Frank Ramsey (G)	1951, '52, '54	Tom Parker (F)	1971, '72
Lee Huber (G)	1941	Cliff Hagan (C)	1952, '54	Tom Payne (C)	1971
James King (C)	1941	Bill Evans (G-F)	1955	Jim Andrews (C)	1972, '73
Marvin Akers (F)	1941, '43	Bob Burrow (C)	1955, '56	Kevin Givens (F)	1973, '74, '75
Ermal Allen (F)	1942	Johnny Cox (F)	1957, '58, '59	Jack Givens (F)	1976, '77, '78
Melvin Brewer (C)	1943	Vernon Hatton (G)	1958	Rick Robey (F)	1977, '78
Bob Brannum (C)	1944	Don Mills (C)	1960	Kyle Macy (G)	1978, '79, '80
Jack Parkinson (G)	1944, '45, '46	Bill Lickert (F-G)	1959, '60, '61	Sam Bowie (C)	1980, '81
Jack Tingle (F)	1944, '45, '46, '47	Larry Pursiful (G)	1962	Derrick Hord (F)	1982
Kenton Campbell (C)	1945	Cotton Nash (C-F)	1962, '63, '64	Melvin Turpin (C)	1983, '84
Ralph Beard (G)	1946, '47, '48, '49	Ted Deeken (F)	1964		

ALL-NCAA TOURNAMENT

*Alex Groza (C)	1948, '49	Johnny Cox (F)	1958	*Jack Givens (F)	1978
Bill Spivey (C)	1951	Pat Riley (F)	1966	Rick Robey (F)	1978
Shelby Linville (F)	1951	Louie Dampier (G)	1966		
Vernon Hatton (G)	1958	Kevin Givens (F)	1975		

(REGIONAL)

Larry Pursiful (G)	1962	Cotton Nash (C-F)	1962	Jack Givens (F)	1977, '78
*Alex Groza (C)	1948, '49	*Pat Riley (F)	1966	Mike Phillips (C)	1978
Bill Spivey (C)	1951	Louie Dampier (G)	1966	*Kyle Macy (G)	1978
Bob Burrow (C)	1955, '56	Mike Casey (G)	1968	Fred Cowan (F)	1980
Gayle Rose (G)	1955	Dan Issel (C)	1968, '69, '70	Jim Master (G)	1983
Vernon Hatton (G)	1958	Jim Andrews (C)	1972, '73	Melvin Turpin (C)	1983, '84
Johnny Cox (F)	1957, '58, '59	Mike Flynn (G)	1975	*Dicky Beal (G)	1984
Bill Lickert (F)	1961	Jimmy Dan Connor (G)	1975	Sam Bowie (F)	1984

KENTUCKY ACADEMIC ALL-AMERICANS

Louie Dampier	Guard	1966-67
Dan Issel	Center	1970
Mike Pratt	Forward	1970
Mike Casey	Guard	1971
Bob Guyette	Forward	1975
Jimmy Dan Connor	Guard	1975
Kyle Macy	Guard	1979

KENTUCKY ACADEMIC ALL-SOUTHEASTERN CONFERENCE

Roy Roberts	Forward	1962
Larry Conley	Guard	1964, '65
Louie Dampier	Guard	1966, '67
Cliff Berger	Center	1966, '68
Mike Pratt	Forward	1970
Dan Issel	Center	1970
Mike Casey	Forward	1971
Tom Parker	Center	1971
Bob Guyette	Center	1974
Jimmy Dan Connor	Guard	1975
Kyle Macy	Guard	1979
*Chuck Verderber	Forward	1980, '81, '82

* Only the third player in conference history to be named Academic ALL-SEC three times.

ALL-SOUTHERN CONFERENCE

Paul Jenkins (G)	1926
Carey Spicer (G)	1929-31
Louis McGinnis (F)	1931
George Yates (G)	1931
Ellis Johnson (C-F)	1932

ALL-SIAA TOURNAMENT

Paul Adkins (C)	1921
Bill King (F)	1921
Robert Lavin (G)	1921

Basketball Trivia — Who are the top two career scorers in the now defunct American Basketball Association (ABA) (1967-76)? *Answer: Two former Kentucky All-Americans! The leader is Louie Dampier, who scored 13,726 points, average of 18.9 in nine years with the Kentucky Colonels, and second, Dan Issel, who scored 12,823 points, average of 25.6 (3rd best) in six years with the Kentucky Colonels and Denver Nuggets.*

AWARDS

FAME COMES TO THE WILDCATS

OLYMPIC GOLD MEDAL WINNERS

(With seven players winning the coveted medal for Olympic participation, the University of Kentucky leads the nation in honorees.)

Wallace Jones	1948
Cliff Barker	1948
Ralph Beard	1948
Alex Groza	1948
Kenny Rollins	1948
Billy Evans	1956
Adrian Smith	1960
Sam Bowie	*1980

*United States boycotted the Moscow Games. Bowie awarded a medal by President Carter.

PAN AMERICAN GOLD MEDAL WINNERS

Rick Robey	1975
Kyle Macy	1979
Jim Master	1983

LEADERSHIP AWARD

(Donated annually by Radio Station WVLK of Lexington in honor of A. B. (Happy) Chandler, two-time Governor of Kentucky and former Commissioner of Baseball.)

1984	Dicky Beal
1983	Charles Hurt
1982	Chuck Verderber
1981	Chuck Verderber
1980	Kyle Macy
1979	Kyle Macy
1978	Kyle Macy
1977	Rick Robey
1976	Jack Givens
1975	Jimmy Dan Conner
1974	Bob Guyette
1973	Kevin Grevey
1972	Stan Key
1971	Larry Steele
1970	Dan Issel
1969	Dan Issel
1968 (tie)	Thad Jaracz, Cliff Berger
1967 (tie)	Louie Dampier, Pat Riley
1968 (tie)	Larry Conley, Tommy Kron
1965	Terry Mobley
1964	Larry Conley
1963	Roy Roberts
1962	Larry Pursiful
1961	Dick Parsons
1960	Dick Parsons
1959	Johnny Cox
1958	Vernon Hatton
1957	Ed Beck
1956	Bob Burrow
1955	Bill Evans
1954	Frank Ramsey

1953	Not awarded
1952	Frank Ramsey
1951	Frank Ramsey

MOST VALUABLE PLAYER

(Given annually by Kentucky Central Insurance Companies, to the player chosen by a secret committee as most valuable to his team.)

1984 (tie)	Sam Bowie, Melvin Turpin
1983 (tie)	Dirk Minniefield, Melvin Turpin
1982 (tie)	Derrick Hord, Dirk Minniefield
1981 (tie)	Sam Bowie, Dirk Minniefield
1980	Kyle Macy
1979	Kyle Macy
1978 (tie)	Jack Givens, Rick Robey
1977	Jack Givens
1976 (tie)	Jack Givens, Mike Phillips
1975	Kevin Grevey
1974	Kevin Grevey
1973	Jim Andrews
1972	Tom Parker
1971	Larry Steele
1970 (tie)	Dan Issel, Mike Pratt
1969	Dan Issel
1968	Mike Casey
1967 (tie)	Louie Dampier, Pat Riley
1966 (tie)	Pat Riley, Louie Dampier
1965	Pat Riley
1964 (tie)	Cotton Nash, Larry Conley
1963	Ted Deeken
1962	Cotton Nash

OUTSTANDING SENIOR

(Presented by Athletics Alumnus Frank Seele.)

1984	Sam Bowie
1983	Derrick Hord

1982	Chuck Verderber
1981	Fred Cowen
1980	Kyle Macy
1979	Truman Claytor
1978 (tie)	Jack Givens, Rick Robey
1977	Larry Johnson
1976	Reggie Warford
1975	Kevin Grevey
1974	Ronnie Lyons
1973	Jim Andrews
1972	Tom Parker
1971	Mike Casey
1970	Dan Issel
1969	Phil Argento
1968	Thad Jaracz
1967 (tie)	Louie Dampier, Pat Riley
1966 (tie)	Larry Conley, Tommy Kron
1965	John Adams

FEWEST TURNOVERS

(Presented in the name of Harry C. Lancaster byawahare's of Kentucky to Starter Committing Fewest Turnovers for Time Played.)

1984	Kenny Walker (40)
1983	Charles Hurt (39)
1982	Charles Hurt (31)
1982	Kyle Macy (60)
1979	Kyle Macy (63)
1978	Jack Givens (52)
1977	Jack Givens (53)
1976	Reggie Warford (46)
1975	Bob Guyette (50)
1974	Ronnie Lyons (37)
1973	Ronnie Lyons (46)



BEST VARSITY FREE THROW SHOOTER

(Donated by UK Coach Joe B. Hall)

1984	Jim Master	60 of 74 — 81.1%
1983	Derrick Hord	65 of 79 — 82.3%
1981	Dirk Minniefield	55 of 63 — 87.3%
1980	Kyle Macy	104 of 114 — 91.2%
1979	Kyle Macy	112 of 129 — 86.8%
1978	Kyle Macy	115 of 129 — 89.2%
1977	Jack Givens	94 of 113 — 93.2%
1976	Jack Givens	116 of 140 — 82.9%
1975	Rick Robey	51 of 63 — 81.0%
1974	Kevin Grevey	83 of 100 — 83.0%
1973	Steve Lochmueller	33 of 38 — 86.8%

(Donated Prior to 1973 by Adolph Rupp)

1972	Ronnie Lyons (G)	70 of 80 — 87.5%
1971	Kent Hollenbeck (G)	82 of 93 — 88.2%
1970	Larry Steele (F)	45 of 49 — 91.8%
1969	Phil Argento (G)	47 of 61 — 77.0%
1965	Louie Dampier (G)	84 of 100 — 84.0%
1964	Tommy Kron (G)	28 of 34 — 82.3%
1963	Scotty Baesler (G)	59 of 69 — 85.5%
1962	Larry Pursiful (G)	89 of 109 — 81.6%

AWARDS

FRESHMAN LEADERSHIP

(Presented by Lexington Junior Chamber of Commerce)

1984	Winston Bennett
1983	Kenny Walker
1982	Troy McKinley
1981	Dicky Beal
1980 (tie)	Derrick Hord Charles Hurt
1979	Chuck Verderber
1978	Fred Cowan
1977	Tim Stephens
1976	Dwane Casey
1975	Rick Robey
1974	Merion Haskins
1973	Reggie Warford
1972	Jimmy Dan Conner
1971	Ronnie Lyons
1970	Doug Flynn
1969	Randy Noll
1968	Greg Starrick
1967	Dan Issel
1966	Phil Argento
1965	Jim LeMaster

SCHOLASTIC AWARD

(Given by K-Men's Association in Memory of Sam Huey to the Team's Top Scholar Athlete Over Four-Year Period)

1984	Jim Master
1983	Derrick Hord
1982	Chuck Verderber
1981	Chris Gettlefinger
1980	Kyle Macy
1979	Dwane Casey
1978	Jack Givens
1977	Merion Haskins
1976	Reggie Warford
1975	Bob Guyette
1974	Ray Edelman
1973	Dan Perry
1972	Tom Parker
1971	Jim Dinwiddie
1970	Dan Issel
1969	Phil Argento
1968	Cliff Berger
1967	Louie Dampier
1966	Tommy Kron

MOST ASSISTS

(Presented by the Committee of 101 in Memory of Claude Sullivan to the Varsity Leader in Assists)

1984	Dicky Beal (133)
1983	Dirk Minniefield (189)
1982	Dirk Minniefield (188)
1981	Dirk Minniefield (151)
1980	Kyle Macy (163)
1979	Kyle Macy (129)
1978	Kyle Macy (178)
1977	Larry Johnson (143)
1976	Larry Johnson (98)
1975 (tie)	Jimmy Dan Conner Mike Flynn (106)
1974	Mike Flynn (83)
1973	Jimmie Dan Conner (83)
1972	Stan Key (89)
1971	Larry Steele (93)
1970	Mike Pratt (99)
1969	Mike Casey (129)
1968	Mike Pratt (82)
1967	Pat Riley (68)
1966	Larry Conley (100)

MOST REBOUNDS

(Given by First Security Bank)

1984	Sam Bowie (313)
1983	Melvin Turpin (195)
1982	Melvin Turpin (212)
1981	Sam Bowie (254)
1980	Sam Bowie (276)
1979	Lavon Williams (213)
1978	Rick Robey (261)
1977	Rick Robey (273)
1976	Mike Phillips (295)
1975	Rick Robey (214)
1974	Bob Guyette (205)
1973	Jim Andrews (348)
1972	Jim Andrews (315)
1971	Tom Payne (283)
1970	Dan Issel (369)
1969	Dan Issel (321)
1968	Dan Issel (428)
1967	Thad Jaracz (215)
1966	Pat Riley (259)
1965	John Adams

BEST DEFENSIVE PLAYER

(Presented by Central Kentucky News Co.)

1984	Kenny Walker
1983	Dirk Minniefield
1982	Dirk Minniefield
1981	Dirk Minniefield
1980	Dirk Minniefield
1979	Truman Claytor
1978	Truman Claytor
1977	Larry Johnson
1976	Larry Johnson
1975	Mike Flynn
1974	Larry Johnson
1973	Mike Flynn

110 PERCENTER AWARD

(Presented by the Kiwanis Clubs of Lexington)

1984	Winston Bennett
1983	Charles Hurt, Jim Master
1982	Dirk Minniefield
1981	Chuck Verderber
1980	Jay Shidler, Lavon Williams
1979	Dwight Anderson, Lavon Williams
1978	Dwane Casey
1977	Larry Johnson
1976	Reggie Warford
1975	Larry Johnson
1974	Jerry Hale
1973	Ronnie Lyons
1972	Larry Stamper
1971	Larry Steele
1970	Coach Adolph Rupp
1969	Mike Pratt
1968	Mike Casey
1967	Brad Bounds
1966	Larry Conley
1965	Pat Riley
1964	Larry Conley
1963	Roy Roberts
1962	Carroll Burchett

NAISMITH BASKETBALL HALL OF FAME

1982	Frank Ramsey (Player)
1978	Cliff Hagan (Player)
1969	Adolph Rupp (Coach)


TENNESSEE CLUB SEC AWARDS

1970	Dan Issel, Rebounder
1967	Louie Dampier, Shooter
1968	Cliff Berger, Academic
1967	Pat Riley, Sportsmanship

SHIVELY MEMORIAL PLAQUE

(Presented by Notre Dame University in Memory of the late UK Athletic Director, Bernie Shively, to the Most Valuable Player in Kentucky-Notre Dame Game)

1981	Melvin Turpin (Kentucky) John Paxson (Notre Dame)
1980	Kelly Tripucka (Notre Dame)
1979	Kyle Macy (Kentucky)
1978	Dwight Anderson (Kentucky)
1977	Kyle Macy (Kentucky)
1976	Jack Givens (Kentucky)
1975	Truman Claytor (Kentucky) Adrian Dantley (Notre Dame)
1974	Larry Johnson (Kentucky)
1973	John Shumate (Notre Dame)
1972	Jim Andrews (Kentucky)
1971	Tom Parker (Kentucky)
1970	Austin Carr (Notre Dame)
1969	Mike Pratt (Kentucky)
1968	Phil Argento (Kentucky)
1967	Mike Casey (Kentucky)



Basil Hayden, who became the University of Kentucky's first basketball All-American in 1921, coached the Wildcats during the 1926-27 season, becoming the first UK alumni to return as coach. Forty-six years later, Joe B. Hall, who was on the 1948-49 UK squad, became the second alumnus coach at UK.

ALL-TIME RECORDS

KENTUCKY ALL-TIME RECORDS 1903-1984

Date	Team	Site	Ky. Opp.
1903 — Won 1, Lost 2. COACH: Walter Mustaine*			
Feb. 6	Georgetown	(H)	6 15
Feb. 18	Lexington YMCA	(H)	11 10
Feb. 20	Kentucky U.	(H)	2 42
49 67			

* Walter Mustaine, who joined the University staff as physical director at the beginning of the 1902-03 school year, coached the first Wildcat basketball team and is credited with being coach through the 1908 season; however, Mustaine was more interested in gymnastics and other pursuits, leaving managers in charge of the basketball operation.

Date	Team	Site	Ky. Opp.
1904 — Won 1, Lost 4. MANAGER: Leander E. Andrus CAPTAIN: St. John			
Feb. 4	Georgetown	(A)	11 26
Feb. 11	Kentucky U.*	(A)	5 12
Feb. 13	Georgetown	(H)	10 22
Feb. 26	Kentucky U.	(A)	12 14
Mar. 4	Cincinnati	(H)	25 21
65 95			

* Kentucky University (Transylvania) and Georgetown game at U.K. was called off because of failure to agree on a referee. State College (University of Kentucky) team was present and agreed to play. The offer was accepted and KU won, 12-5.

Date	Team	Site	Ky. Opp.
1905 — Won 1, Lost 4. MANAGER: W.P. Kemper CAPTAIN: J.M. Coons			
Jan. 13	Georgetown	(H)	9 14
Jan. 21	Cincinnati YMCA	(H)	22 43
Jan. 27	Kentucky U.	(H)	30 29
Feb. 4	Kentucky U.	(A)	1 22
Feb. 22	Kentucky U.	(H)	23 33
85 141			

Date	Team	Site	Ky. Opp.
1906 — Won 5, Lost 9. MANAGER: W.B. Wendt CAPTAIN: D.P. Branson			
Jan. 11	Lexington YMCA*	(H)	
Jan. 12	Miami (Ohio)	(H)	10 15
Jan. 19	Central U.	(H)	15 14
Jan. 20	Georgetown	(A)	9 34
Jan. 26	Central U.	(A)	17 15
Jan. 27	Cincinnati YMCA	(H)	16 29
Feb. 3	Christ Church, Cin.	(H)	24 38
Feb. 9	Georgetown	(H)	22 28
Feb. 12	New Albany YMCA	(A)	12 29
Feb. 13	Vernon College	(A)	34 14
Feb. 14	Moores Hill	(A)	32 11
Feb. 15	Christ Church, Cin.	(A)	17 54
Feb. 16	Cincinnati YMCA	(A)	9 38
Feb. 17	Miami (Ohio)	(A)	19 29
236 328			

W.B. Wendt on Jan. 9, 1969, verified that State College opened the 1906 season against Kentucky U. in the YMCA. Athletic committees of the two schools had cancelled all games after a fight at a football game in November, 1905. Wendt and the Kentucky U. manager agreed to play at the YMCA and list the State College foe as YMCA instead of Kentucky U. State College won but Mr. Wendt didn't remember the score, which he hadn't listed.

Date	Team	Site	Ky. Opp.
1907 — Won 3, Lost 6 MANAGER: A.M. Kirby CAPTAIN: J.M. Wilson			
Jan. 16	Lexington YMCA	(H)	17 25
Jan. 19	Georgetown	(H)	16 15
Jan. 25	Central U.	(H)	22 9
Feb. 12	Central U.	(A)	23 25
Feb. 15	Kentucky U.	(H)	16 14
Feb. 21	Georgetown	(A)	8 19
Mar. 1	Lexington YMCA	(A)	22 41
Mar. 7	Kentucky U.	(A)	5 19
Mar. 9	Central U.	(H)	13 15
142 182			

Date	Team	Site	Ky. Opp.
1907-08 — Won 5, Lost 6. MANAGER: J. S. Chambers CAPTAIN: Richard Barbee			
Jan. 10	Lexington YMCA	(H)	19 29
Jan. 21	Kentucky U.	(H)	20 15
Jan. 25	Central U.	(A)	21 32
Feb. 4	Kentucky U.	(H)	20 15
Feb. 8	Louisville Coliseum	(H)	29 28
Feb. 11	Georgetown	(A)	22 30
Feb. 13	Central U.	(H)	31 20
Feb. 15	Lexington YMCA	(H)	19 23
Feb. 22	Louisville Coliseum	(A)	18 30
Mar. 3	Georgetown	(H)	18 13
Mar. 7	Central U.	(A)	10 29
227 264			

Date	Team	Site	Ky. Opp.
1908-09 — Won 5, Lost 4. MANAGER: J. S. Chambers CAPTAIN: W. C. Fox			
Jan. 9	Lexington High	(H)	29 9
Jan. 18	Advent Mem. Club	(A)	27 41
Jan. 19	Cincinnati	(A)	25 41
Jan. 27	Central U.	(H)	24 23
Feb. 6	Central U.	(A)	20 35
Feb. 8	Georgetown	(H)	45 32
Feb. 15	Georgetown	(A)	48 19
Feb. 19	Cincinnati	(H)	28 23
Feb. 26	Central U.	(H)	20 26
266 249			

Date	Team	Site	Ky. Opp.
1909-10 Won 4, Lost 8. COACH: R. E. Spahr and E. R. Sweetland CAPTAIN: Bill Rodes			
Jan. 8	Kentucky Wesleyan	(H)	14 *12
Jan. 22	Georgetown	(H)	31 11
Jan. 24	DePauw	(A)	11 24
Jan. 28	Central	(A)	17 87
Feb. 4	Georgetown	(A)	16 34
Feb. 7	Cincinnati	(A)	17 47
Feb. 9	DePauw	(A)	10 28
Feb. 10	Rose Poly	(A)	11 52
Feb. 16	Tennessee	(H)	20 5
Mar. 5	Central U.	(H)	13 31
Mar. 8	Georgetown	(H)	24 23
Mar. 11	Central U.	(A)	9 51
195 405			

*Denotes one overtime period.

Date	Team	Site	Ky. Opp.
1910-11 — Won 5, Lost 6. COACH: H. J. Iddings CAPTAIN: J. H. Gaiser			
Jan. 13	Lexington High	(H)	29 36
Jan. 20	Transylvania	(H)	18 23
Jan. 27	Ky. Wesleyan	(A)	19 21
Feb. 4	Bethany	(H)	24 11
Feb. 9	Ohio Wesleyan	(A)	19 37
Feb. 10	Otterbein	(A)	27 41
Feb. 11	Cin. Christ's Church	(A)	21 32
Feb. 17	Georgetown	(A)	47 22
Feb. 23	Butler	(H)	21 16
Feb. 28	Transylvania	(A)	22 19
Mar. 3	Transylvania	(H)	30 24
277 282			

Date	Team	Site	Ky. Opp.
1911-12 — Won 9, Lost 0. COACH: E. R. Sweetland CAPTAIN: W. C. Harrison			
Jan. 5	Georgetown	(H)	38 12
Jan. 12	Central U.	(A)	32 13
Jan. 19	Miami (Ohio) U.	(H)	31 14
Feb. 1	Central U.	(H)	52 10
Feb. 7	Tennessee	(H)	27 15
Feb. 16	Lexington YMCA	(H)	32 20
Feb. 23	Vanderbilt	(H)	28 17
Feb. 23	Vanderbilt	(H)	22 18
Mar. 1	Georgetown	(A)	19 18
SOUTHERN CHAMPIONS 281 157			

Date	Team	Site	Ky. Opp.
1912-13 — Won 5, Lost 3. COACH: J. J. Tigert CAPTAIN: B. Barnett			
Jan. 24	Lexington YMCA	(H)	25 27
Feb. 8	Cincinnati	(H)	20 18
Feb. 13	Marietta	(H)	42 16
Feb. 15	Louisville	(H)	34 10
Feb. 19	Vanderbilt	(H)	17 24
Feb. 20	Vanderbilt	(H)	42 29
Feb. 27	Miami (Ohio) U.	(H)	24 16
Mar. 1	Cin. Christ's Church	(H)	19 0
223 170			

Date	Team	Site	Ky. Opp.
1913-14 — Won 11, Lost 2. COACH: Alpha Brumage CAPTAIN: William Tuttle			
Jan. 10	Ashland YMCA	(H)	28 15
Jan. 17	Louisville YMCA	(H)	30 21
Jan. 20	Ashland YMCA	(A)	30 19
Jan. 21	Marshall	(A)	46 6
Jan. 22	Virginia U.	(A)	23 39
Jan. 24	Va. Military Inst.	(A)	18 32
Jan. 31	Louisville YMCA	(H)	59 12
Feb. 7	Louisville	(H)	22 17
Feb. 11	Tennessee	(H)	20 14
Feb. 12	Tennessee	(H)	20 18
Feb. 21	Cincinnati	(H)	20 18
Feb. 23	Chattanooga	(H)	40 7
Feb. 28	Marietta	(H)	19 17
375 235			

81 Seasons — Won 1,358, Lost 423, Tied 1
HOME: Won 756, Lost 120
OTHER: Won 602, Lost 303, Tied 1
(No Schedule Played in 1952-53
(Losses in Bold Face)

Date	Team	Site	Ky. Opp.
1914-15 — Won 7, Lost 5. COACH: Alpha Brumage CAPTAIN: Ralph Morgan			
Jan. 16	Maryville	(H)	37 17
Jan. 22	Louisville	(H)	18 14
Jan. 30	St. Andrews	(H)	35 15
Feb. 4	Maryville	(A)	23 22
Feb. 5	Tennessee	(A)	21 36
Feb. 6	Tennessee	(A)	22 27
Feb. 12	Vanderbilt	(H)	34 39
Feb. 13	Vanderbilt	(H)	36 24
Feb. 17	Tennessee	(H)	22 13
Feb. 18	Tennessee	(H)	20 18
Feb. 26	St. Andrews	(A)	25 50
Feb. 27	Louisville	(A)	15 26
308 301			

Date	Team	Site	Ky. Opp.
1915-16 — Won 8, Lost 6. COACH: James Park CAPTAIN: K. P. Zerfoss			
Jan. 14	Cincinnati	(A)	39 24
Jan. 18	Georgetown	(A)	29 22
Jan. 31	Georgetown	(H)	30 22
Feb. 4	Vanderbilt	(H)	25 39
Feb. 5	Vanderbilt	(H)	20 23
Feb. 12	Louisville	(H)	22 28
Feb. 15	Centre	(A)	38 5
Feb. 19	Cincinnati	(H)	34 10
Feb. 22	Louisville	(A)	32 24
Feb. 23	Tennessee	(H)	17 28
Feb. 26	Maryville	(H)	36 25
Feb. 29	Centre	(H)	38 14
Mar. 3	Marietta	(H)	22 27
Mar. 4	Marietta	(H)	23 27
405 318			

Date	Team	Site	Ky. Opp.
1916-17 — Won 4, Lost 6 COACH: W. P. Tuttle CAPTAIN: Robert Y. Ireland			
Jan. 17	Centre	(H)	31 21
Jan. 27	Georgetown	(A)	19 22
Jan. 30	Rose Polytechnic	(H)	33 12
Feb. 9	Tennessee	(H)	20 23
Feb. 10	Tennessee	(H)	19 22
Feb. 16	Centre	(A)	24 28
Feb. 21	Georgetown	(H)	32 18
Mar. 1	Cumberland	(A)	48 20
Mar. 2	Tennessee	(A)	26 27
Mar. 3	Tennessee	(A)	10 30
262 223			

Date	Team	Site	Ky. Opp.
1917-18 — Won 9, Lost 2, Tied 1. COACH: S. A. Bales CAPTAIN: Patrick Campbell			
Jan. 9	Ky. Wesleyan	(H)	23 13
Jan. 17	Centre	(A)	21 29
Jan. 24	Georgetown	(H)	22 18
Feb. 7	Tennessee	(H)	33 26
Feb. 8	Centre	(H)	40 12
Feb. 9	Ky. Wesleyan	(A)	21 21
(This unique tie game resulted from scorer's error which was not discovered until after teams' departures. The contest was re-scheduled but never played for unknown reasons.)			
Feb. 14	Georgetown	(A)	25 16
Feb. 21	Centre	(H)	22 20
Feb. 28	Cumberland	(A)	42 21
Mar. 1	Tennessee	(A)	29 18
Mar. 2	Tennessee	(A)	32 20
PAST-SEASON GAME (For State Championship)			
Mar. 9	Centre	(N1)	12 22
522 236 (N1) Louisville			

*Denotes 3 overtime periods.

Date	Team	Site	Ky. Opp.
1918-19 — Won 6, Lost 8. COACH: Andrew Gill CAPTAIN: J. A. Dishman			
Jan. 13	Ky. Wesleyan	(H)	46 5
Jan. 18	Georgetown	(H)	30 32
Jan. 25	Centre	(A)	30 38
Jan. 31	Cincinnati	(A)	18 28

Date	Team	Site	Ky. Opp.
Feb. 6	Chattanooga	(A)	28 25
Feb. 7	Tennessee	(A)	22 40
Feb. 8	Cumberland	(A)	22 21
Feb. 14	Vanderbilt	(H)	26 36
Feb. 15	Georgetown	(A)	18 22
Feb. 21	Cincinnati	(H)	34 21
Feb. 22	Ky. Wesleyan	(H)	18 13
Feb. 24	Centre	(H)	10 21
Feb. 28	Tennessee	(H)	30 14
Mar. 8	Miami (Ohio) U.	(H)	14 38
346 354			

Date	Team	Site	Ky. Opp.
1919-20 — Won 5, Lost 7. COACH: George C. Buchheit CAPTAIN: J. C. Everett			
Jan. 17	Cincinnati	(A)	11 13
Jan. 22	Maryville	(H)	27 16
Jan. 31	Georgetown	(H)	25 14
Feb. 5	Tennessee	(H)	24 29
Feb. 7	Tennessee	(H)	26 27
Feb. 14	Centre	(A)	15 44
Feb. 17	Georgetown	(A)	28 16
Feb. 21	Ky. Wesleyan	(H)	43 13
Feb. 26	Cumberland	(A)	21 30
Feb. 27	Tennessee	(A)	25 28
Feb. 28	Tennessee	(A)	36 25
Mar. 6	Centre	(H)	18 20
299 275			

Date	Team	Site	Ky. Opp.
1920-21 — Won 13, Lost 1. COACH: George C. Buchheit CAPTAIN: Basil Hayden			
Jan. 12	Ky. Wesleyan	(H)	38 13
Jan. 15	Cumberland	(H)	37 21
Jan. 18	Georgetown	(H)	58 23
Jan. 21	Chattanooga	(H)	42 10
Jan. 26	Cincinnati	(A)	26 19
Jan. 29	Auburn	(H)	40 25
Feb. 8	Centre	(A)	27 29

ALL-TIME RECORDS

Table with columns: Date, Team, Site, Ky. Opp. (1922-23)

1923-24 — Won 13, Lost 3.

COACH: G. C. Buchell

CAPTAIN: A. T. Rice

Table with columns: Date, Team, Site, Ky. Opp. (1923-24)

ALUMNI GYM ERA (1924-1950)

1924-25 — Won 13, Lost 8.

COACH: C. O. Applegran

CAPTAIN: James McFarland

Table with columns: Date, Team, Site, Ky. Opp. (1924-25)

1925-26 — Won 15, Lost 3.

COACH: Ray Eklund

CAPTAIN: Burgess Carey

Table with columns: Date, Team, Site, Ky. Opp. (1925-26)

1926-27 — Won 3, Lost 13.

COACH: Basil Hayden

CAPTAIN: Paul Jenkins

Table with columns: Date, Team, Site, Ky. Opp. (1926-27)

1927-28 — Won 12, Lost 6.

COACH: John Mauer

CAPTAIN: Paul Jenkins

Table with columns: Date, Team, Site, Ky. Opp. (1927-28)

Table with columns: Date, Team, Site, Ky. Opp. (1928-29)

1928-29 — Won 12, Lost 5.

COACH: John Mauer

CAPTAIN: Lawrence McGinnis

Table with columns: Date, Team, Site, Ky. Opp. (1928-29)

*Denotes three overtime periods.

1929-30 — Won 16, Lost 3.

COACH: John Mauer

CAPTAIN: Paul McFrayer

Table with columns: Date, Team, Site, Ky. Opp. (1929-30)

ADOLPH RUPP ERA

1930-31 — Won 15, Lost 3.

COACH: Adolph Rupp

CAPTAIN: Carey Spicer

Table with columns: Date, Team, Site, Ky. Opp. (1930-31)

*Denotes overtime period.

1931-32 — Won 15, Lost 2.

COACH: Adolph Rupp

CAPTAIN: Ellis Johnson

Table with columns: Date, Team, Site, Ky. Opp. (1931-32)

Table with columns: Date, Team, Site, Ky. Opp. (1932-33)

1932-33 — Won 20, Lost 3.

COACH: Adolph Rupp

CAPTAIN: Forest Sale

Table with columns: Date, Team, Site, Ky. Opp. (1932-33)

SEC CHAMPIONS 1073 630

1933-34 — Won 16, Lost 1.

COACH: Adolph Rupp

CAPTAIN: John DeMoisey

Table with columns: Date, Team, Site, Ky. Opp. (1933-34)

(N1) Birmingham

1934-35 — Won 19, Lost 2.

COACH: Adolph Rupp

CO-CAPTAINS: Dave Lawrence and Jack Tucker

Table with columns: Date, Team, Site, Ky. Opp. (1934-35)

SEC CO-CHAMPIONS

(N1) Birmingham

1935-36 — Won 15, Lost 6.

COACH: Adolph Rupp

CAPTAIN: Miller Anderson

Table with columns: Date, Team, Site, Ky. Opp. (1935-36)

Table with columns: Date, Team, Site, Ky. Opp. (1936-37)

1936-37 — Won 17, Lost 5.

COACH: Adolph Rupp

CAPTAIN: Warfield Donohue

Table with columns: Date, Team, Site, Ky. Opp. (1936-37)

SEC CHAMPIONS

(N1) Louisville, (N2) Cincinnati, (N3) Birmingham

1937-38 — Won 13, Lost 5.

COACH: Adolph Rupp

CAPTAIN: J. Rice Walker

Table with columns: Date, Team, Site, Ky. Opp. (1937-38)

(N1) Birmingham

1938-39 — Won 16, Lost 4.

COACH: Adolph Rupp

CAPTAIN: Bernard Oppen

Table with columns: Date, Team, Site, Ky. Opp. (1938-39)

SEC CHAMPIONS

(N1) Louisville, (N2) Birmingham

*Denotes 2 overtime periods.

1939-40 — Won 15, Lost 6.

COACH: Adolph Rupp

CAPTAIN: Layton Rouse

Table with columns: Date, Team, Site, Ky. Opp. (1939-40)

ALL-TIME RECORDS

Date	Team	Site	Ky. Opp.	Date	Team	Site	Ky. Opp.	Date	Team	Site	Ky. Opp.	Date	Team	Site	Ky. Opp.			
1939-40 (Cont.)				POST-SEASON GAME (N1)				1946-47 — Won 34, Lost 3.				1948-49 — Won 32, Lost 2.						
Feb. 10	Alabama	(H)	46 18	Mar. 6	Great Lakes		39 53	Nov. 28	Indiana Central	(H)	78 36	Aug. 4	Egypt		66 28			
Feb. 12	Xavier	(H)	37 29	(N1) Louisville		1124 887		Nov. 30	Tulane	(H)	64 35	Aug. 6	Peru		61 33			
Feb. 13	Mississippi State	(A)	45 37	1943-44 — Won 19, Lost 2.				COACH: Adolph Rupp				Aug. 9	Uruguay		63 28			
Feb. 17	Tennessee	(A)	23 27	COACH: Adolph Rupp				Dec. 2	Fort Knox	(H)	68 31	Aug. 11	Mexico		71 40			
Feb. 19	Georgia Tech	(A)	39 44	CAPTAIN:				Dec. 7	Cincinnati	(A)	80 49	Aug. 13	France (championship)		65 21			
Feb. 24	Vanderbilt	(H)	45 38	Dec. 1	Ft. Knox	(H)	51 18	Dec. 9	Idaho	(H)	65 35	WORLD CHAMPIONS						
SEC TOURNAMENT (Knoxville, Tenn.)				Dec. 13	Berea (Naval V-12)	(H)	54 40	Dec. 12	DePaul	(N1)	65 45	** Denotes two overtime periods						
Feb. 29	Vanderbilt		44 31	Dec. 11	Indiana	(N1)	66 41	Dec. 14	Texas A&M	(H)	83 18	+ Kentucky participated as part of U.S. basketball entry.						
Mar. 1	Tennessee		30 29	Dec. 13	Ohio State	(A)	40 28	Dec. 16	Miami (Ohio) U.	(H)	62 49	1948-49 — Won 32, Lost 2.						
Mar. 2	Georgia (championship)		51 43	Dec. 18	Cincinnati	(H)	58 30	Dec. 21	St. John's	(N2)	70 50	COACH: Adolph Rupp						
SEC CHAMPIONS				Dec. 20	Illinois	(A)	41 43	Dec. 23	Baylor	(H)	75 34	CAPTAIN: Game						
(N1) Birmingham				Dec. 28	Carnegie Tech	(N2)	61 14	Dec. 28	Wabash	(H)	96 24	Nov. 29				Indiana Central	(H)	74 38
892 724				Dec. 30	St. John's	(A)	44 38	SUGAR BOWL (New Orleans, La.)				Dec. 8	DePaul	(N1)	67 36			
1940-41 — Won 17, Lost 8.				Jan. 8	Notre Dame	(N1)	55 54	Jan. 4	Ohio U.	(H)	46 36	Dec. 10	Tulsa U.	(H)	81 27			
COACH: Adolph Rupp				Jan. 15	Wright Field	(H)	61 28	Jan. 11	Dartmouth U.	(H)	70 29	Dec. 13	Arkansas	(H)	76 39			
CAPTAIN: Lee Huber				Jan. 31	Ft. Knox A.R.C.	(H)	76 48	Jan. 13	Vanderbilt	(A)	82 30	Dec. 16	Holy Cross	(A)	51 48			
Dec. 7	Alumni	(H)	62 25	Feb. 5	DePaul	(H)	38 35	Jan. 18	Tennessee	(A)	54 39	Dec. 18	St. John's	(A)	57 30			
Dec. 12	West Virginia	(H)	46 34	Feb. 7	Illinois	(H)	51 40	Jan. 20	Georgia Tech	(A)	70 47	Dec. 22	Tulane	(N1)	51 47			
Dec. 13	Maryville	(H)	53 14	Feb. 12	Cincinnati	(A)	38 35	Jan. 21	Xavier	(A)	84 45	SEC TOURNAMENT (New Orleans, La.)						
Dec. 18	Nebraska	(A)	39 40	Feb. 26	Ohio U.	(H)	51 35	Jan. 25	Georgia	(H)	71 34	Dec. 29	SUGAR BOWL (New Orleans, La.)		78 47			
Dec. 19	Crichton	(A)	45 54	SEC TOURNAMENT (Louisville, Ky.)				Jan. 27	Michigan State	(H)	86 36	Dec. 30	St. Louis		40 42			
Dec. 20	Kansas State	(A)	28 25	Mar. 2	Georgia		57 29	Feb. 1	Notre Dame	(N1)	60 30	Jan. 11	Bowling Green	(N2)	63 61			
Dec. 27	Centenary	(H)	70 18	Mar. 3	Louisiana State		55 28	Feb. 5	Alabama	(A)	48 37	Jan. 15	Tennessee	(A)	66 51			
SUGAR BOWL (New Orleans, La.)				Mar. 4	Tulane (championship)		62 46	Feb. 8	DePaul	(A)	47 53	Jan. 17	Georgia Tech	(A)	56 45			
Dec. 30	Indiana		45 48	SEC CHAMPIONS				Feb. 8	Georgia Tech	(H)	81 40	Jan. 22	DePaul	(A)	56 45			
Jan. 4	Notre Dame	(N1)	47 48	NATIONAL INVITATIONAL TOUR (New York)				Feb. 15	Tennessee	(H)	61 46	Jan. 29	Notre Dame	(N1)	62 38			
Jan. 9	Xavier	(A)	48 43	Mar. 20	Utah		46 38	Feb. 17	Alabama	(H)	63 33	Jan. 31	Vanderbilt	(A)	72 50			
Jan. 11	West Virginia	(A)	43 56	Mar. 22	St. John's		45 48	Feb. 19	Xavier	(A)	58 31	Feb. 2	Alabama	(A)	56 40			
Jan. 18	Tennessee	(A)	22 32	Mar. 26	Oklahoma A&M (consolation)		45 29	Feb. 21	Vanderbilt	(A)	84 41	Feb. 3	Mississippi	(N3)	75 45			
Jan. 20	Georgia Tech	(A)	47 37	SEC CHAMPIONS				Feb. 22	Georgia Tech	(H)	83 46	Feb. 5	Bradley	(N4)	62 52			
Jan. 25	Xavier	(H)	44 49	Mar. 20	Utah		1095 745	Feb. 22	SEC TOURNAMENT (Louisville, Ky.)			Feb. 8	Tennessee	(H)	71 56			
Feb. 1	Vanderbilt	(A)	51 50	(N1) Louisville		(N2) Buffalo, N.Y.		Feb. 27	Vanderbilt		98 29	Feb. 12	Xavier	(H)	96 50			
Feb. 3	Alabama	(A)	38 36	1944-45 — Won 22, Lost 4.				Feb. 28	Auburn		84 18	Feb. 14	Alabama	(H)	74 32			
Feb. 8	Alabama	(H)	46 38	COACH: Adolph Rupp				Mar. 1	Georgia Tech		75 53	Feb. 16	Mississippi	(H)	85 31			
Feb. 10	Mississippi	(H)	60 41	CAPTAIN:				Mar. 1	Tulane (championship)		55 38	Feb. 21	Georgia	(H)	78 32			
Feb. 15	Tennessee	(H)	37 28	Dec. 2	Ft. Knox	(H)	56 23	SEC CHAMPIONS				Feb. 24	Xavier	(A)	51 40			
Feb. 17	Georgia Tech	(H)	60 41	Dec. 4	Berea	(H)	56 32	POST-SEASON GAME (Louisville)				Feb. 26	Vanderbilt	(H)	70 37			
Feb. 24	Vanderbilt	(H)	58 31	Dec. 9	Cincinnati	(H)	66 24	Mar. 8	Temple		68 29	SEC TOURNAMENT (Louisville, Ky.)						
SEC TOURNAMENT (Louisville, Ky.)				Dec. 16	Indiana	(N1)	61 43	NATIONAL INVITATIONAL TOURNAMENT (New York)				Mar. 3	Florida		73 36			
Feb. 27	Mississippi		62 52	Dec. 23	Ohio State	(H)	53 48	Mar. 17	Long Island		63 62	Mar. 4	Auburn		70 39			
Feb. 28	Tulane		59 30	Dec. 26	Wyoming	(N2)	50 46	Mar. 19	North Carolina State		60 42	Mar. 5	Tennessee		83 44			
Mar. 1	Alabama		39 37	Dec. 30	Temple	(A)	45 44	Mar. 24	Utah		45 49	Mar. 5	Tulane (championship)		68 52			
Mar. 2	Tennessee		33 36	Jan. 1	Long Island	(A)	62 52	SEC CHAMPIONS				NATIONAL INVITATIONAL TOURNAMENT (New York)						
1182 943				Jan. 6	Ohio U.	(H)	59 46	Mar. 8	Temple		68 29	1948-49 — Won 36, Lost 3.						
(N1) Louisville				Jan. 8	Arkansas State	(H)	75 6	(N1) Louisville		2533 1416	COACH: Adolph Rupp							
1941-42 — Won 19, Lost 6.				Jan. 13	Michigan State	(H)	66 35	(N2) Madison Square Garden		Record Crowd: 18,495	CAPTAIN: Kenneth Rollins							
COACH: Adolph Rupp				Jan. 20	Tennessee	(A)	34 35	1947-48 — Won 36, Lost 3.				COACH: Adolph Rupp						
CAPTAIN: Carl Staker				Jan. 22	Georgia Tech	(A)	64 58	COACH: Adolph Rupp				CAPTAIN: Dale Barnstaele						
Dec. 6	Miami (Ohio) U.	(H)	35 21	Jan. 27	Notre Dame	(N1)	58 59	Nov. 29	Indiana Central	(H)	80 41	Dec. 3	Indiana Central	(H)	84 61			
Dec. 13	Ohio State	(A)	41 43	Jan. 29	Georgia	(H)	73 37	Dec. 1	Ft. Knox	(H)	80 41	Dec. 10	Western Ontario	(H)	90 18			
Dec. 16	Nebraska	(H)	42 27	Feb. 3	Georgia Tech	(H)	51 32	Dec. 5	Tulsa U.	(H)	72 18	Dec. 15	St. John's	(A)	58 69			
Dec. 22	South Carolina	(H)	64 25	Feb. 5	Michigan State	(A)	50 66	Dec. 6	Tulsa U.	(H)	71 22	Dec. 21	DePaul	(N1)	49 47			
Dec. 30	Texas A&M	(H)	49 39	Feb. 17	Tennessee	(H)	40 34	Dec. 10	DePaul	(N1)	74 50	Dec. 25	Purdue	(A)	60 54			
Jan. 2	Washington & Lee	(H)	62 32	Feb. 19	Ohio U.	(A)	61 38	Dec. 13	Cincinnati	(A)	67 31	SEC TOURNAMENT (Louisville, Ky.)						
Jan. 10	Xavier	(A)	40 39	Feb. 24	Cincinnati	(A)	65 35	Dec. 17	Xavier U.	(H)	79 37	Dec. 29	Villanova		57 56			
Jan. 17	Tennessee	(A)	40 46	SEC TOURNAMENT (Louisville, Ky.)				Dec. 20	Temple U.	(A)	59 60	Dec. 30	Bradley (championship)		71 66			
Jan. 19	Georgia	(A)	51 26	Mar. 1	Florida		57 35	Dec. 23	St. John's	(A)	52 40	Jan. 2	Arkansas	(A)	57 53			
Jan. 20	Georgia Tech	(A)	63 53	Mar. 2	Louisiana State		68 37	Jan. 2	Crichton	(A)	65 23	Jan. 4	Mississippi State	(N2)	87 55			
Jan. 24	Mexico	(H)	56 26	Mar. 3	Alabama		52 41	Jan. 3	Western Ontario	(H)	98 41	Jan. 9	North Carolina U.	(H)	83 44			
Jan. 31	Georgia	(H)	55 38	Mar. 3	Tennessee (championship)		39 35	Jan. 5	Miami (Ohio)	(A)	67 53	Jan. 14	Tennessee	(A)	53 66			
Feb. 2	Alabama	(A)	35 41	SEC CHAMPIONS				Jan. 10	Michigan State	(A)	47 45	Jan. 16	Georgia Tech	(A)	61 47			
Feb. 7	Notre Dame	(A)	45 46	NCAA TOURNAMENT (New York)				Jan. 12	Ohio U.	(A)	79 57	Jan. 17	Georgia	(A)	60 71			
Feb. 9	Alabama	(H)	50 34	Mar. 20	Ohio State		37 45	Jan. 17	Tennessee	(A)	65 54	Jan. 21	DePaul	(A)	86 53			
Feb. 14	Tennessee	(A)	36 33	Mar. 21	Tufts (consolation)		66 56	Jan. 19	Georgia Tech	(A)	71 56	Jan. 23	Notre Dame	(A)	51 64			
Feb. 16	Georgia Tech	(H)	57 51	SEC CHAMPIONS				Jan. 20	Georgia	(A)	88 51	Jan. 26	Xavier	(A)	58 47			
Feb. 21	Xavier	(H)	44 36	Mar. 20	Ohio State		37 45	Jan. 24	Cincinnati	(H)	70 43	Jan. 28	Georgia	(H)	88 56			
SEC TOURNAMENT (Louisville, Ky.)				Mar. 21	Tufts (consolation)		66 56	Jan. 25	St. John's	(A)	68 51	Jan. 30	Vanderbilt	(A)	58 54			
Feb. 26	Florida		42 36	* Denotes overtime period. (N1) Louisville (N2) Buffalo, N.Y.				Feb. 2	Notre Dame	(A)	55 64	Feb. 2	Alabama	(A)	66 64			
Feb. 27	Mississippi		59 32	1945-46 — Won 28, Lost 2.				Feb. 5	Alabama	(A)	41 31	Feb. 4	Mississippi	(N3)	61 55			
Feb. 28	Auburn		40 31	COACH: Adolph Rupp				Feb. 7	Washington U.	(N2)	69 39	Feb. 11	Tennessee	(H)	79 57			
Mar. 1	Alabama (championship)		36 34	CAPTAIN: Jack Parkinson				Feb. 9	Vanderbilt	(A)	82 51	Feb. 13	Alabama	(H)	77 57			
SEC CHAMPIONS				Dec. 1	Ft. Knox	(H)	59 36	Feb. 14	Tennessee	(H)	69 42	Feb. 15	Mississippi	(H)	90 50			
POST-SEASON GAME (Louisville, Ky.)				Dec. 7	Western Ontario	(H)	51 42	Feb. 16	Alabama	(H)	63 33	Feb. 18	Georgia Tech	(H)	97 62			
Mar. 14	Great Lakes		47 58	Dec. 8	Western Ontario	(H)	71 28	Feb. 20	Vanderbilt	(H)	79 43	Feb. 23	Xavier	(H)	58 53			
NCAA TOURNAMENT (New Orleans, La.)				Dec. 15	Cincinnati	(H)	67 31	Feb. 21	Georgia Tech	(H)	78 54	Feb. 25	Vanderbilt	(H)	70 66			
Mar. 20	Illinois		46 44	Dec. 18	Arkansas	(H)	67 42	Feb. 24	Temple	(N1)	58 38	SEC TOURNAMENT (Louisville, Ky.)						
Mar. 21	Dartmouth		28 47	Dec. 21	Oklahoma	(H)	43 35	Feb. 28	Xavier	(A)	59 37	Mar. 18	Columbia		76 53			
1161 928				Dec. 29	St. John's	(A)	73 59	SEC CHAMPIONS				Mar. 20	Holy Cross		60 52			
1942-43 — Won 17, Lost 6.				Jan. 5	Ohio U.	(H)	45 53	NATIONAL CHAMPIONS				Mar. 23	Baylor (championship)		58 42			
COACH: Adolph Rupp				Jan. 7	Fort Benning	(H)	81 25	OLYMPIC TRIALS (New York)				Mar. 27	Louisville		91 57			
CO-CAPTAINS: Marvin Akers and Melvin Brewer				Jan. 12	Michigan State	(A)	55 44	(Championships — Collegiate Bracket)				Mar. 29	Baylor		77 59			
Dec. 12	Cincinnati	(H)	61 39	Jan. 14	Xavier	(A)	62 36	SEC TOURNAMENT (Louisville, Ky.)				Mar. 31	Phillips Oilers (AAU Champs)		49 53			
Dec. 19	Washington	(H)	45 38	Jan. 19	Tennessee	(A)	50 32	SEC CHAMPIONS				2690 1730						
Dec. 23	Indiana	(N1)	52 58	Jan. 21	Georgia Tech	(A)	68 43	NCAA TOURNAMENT (New York)				(N1) Louisville		(N2) Memphis				
Jan. 2	Ohio State	(H)	40 45	Jan. 26	Notre Dame	(N1)	47 56	SEC CHAMPIONS				1950-51 — Won 32, Lost 2.						
Jan. 4	Ft. Knox	(H)	64 30	Jan. 28	Georgia Tech	(H)	54 26	NATIONAL INVITATIONAL TOURNAMENT (New York)				Including exhibition games. Kentucky won 39 1/2 games and lost 2.						
Jan. 9	Xavier	(A)	45 38	Feb. 2	Michigan State	(H)	59 51	Mar. 14	City of Col. of New York		50 89	COACH: Adolph Rupp						
Jan. 16	Tennessee	(A)	30 28	Feb. 4	Vanderbilt	(H)	59 37	SEC CHAMPIONS				CAPTAIN: Walt Hirsch						
Jan. 18	Georgia	(A)	60 28	Feb. 9														

ALL-TIME RECORDS

Date	Team	Site	Ky. Opp.	Date	Team	Site	Ky. Opp.	Date	Team	Site	Ky. Opp.	Date	Team	Site	Ky. Opp.	
1950-51 (Cont.)				1954-55 — Won 23, Lost 3.				1955-56 — Won 20, Lost 6.				1956-57 — Won 23, Lost 5.				
SUGAR BOWL (New Orleans, La.)				COACH: Adolph Rupp				COACH: Adolph Rupp				COACH: Adolph Rupp				
Dec. 29	St. Louis		42 *43	Dec. 12	Xavier	(A)	81 66	Dec. 1	Washington & Lee	(H)	94 66	NCAA TOURNAMENT				
Jan. 5	Syracuse (consolation)		69 59	Dec. 14	Wake Forest	(H)	101 69	Dec. 3	Miami (Fla.)	(H)	114 75	Kentucky represented the SEC in NCAA when champion Miss. State declined the bid.				
Jan. 8	DePaul	(H)	63 55	Dec. 18	St. Louis	(A)	71 59	Dec. 8	Temple	(A)	73 58	State declined the bid.				
Jan. 13	Alabama	(H)	65 48	UK INVITATIONAL TOURNAMENT				Dec. 10	St. Louis	(H)	70 71	(Midwest Regional — Evanston, Ill.)				
Jan. 15	Notre Dame	(H)	69 44	Dec. 22	LaSalle (championship)		73 60	Dec. 15	Maryland	(H)	76 55	Mar. 13	Louisville		61 76	
Jan. 20	Tennessee	(A)	70 45	Dec. 28	Minnesota	(H)	74 59	Dec. 18	Duke	(A)	84 85	Mar. 14	Marquette		98 69	
Jan. 22	Georgia Tech	(A)	82 61	Jan. 4	Xavier	(H)	77 71	UK INVITATIONAL TOURNAMENT				2126 1737				
Jan. 27	Vanderbilt	(A)	74 49	Jan. 9	Georgia Tech	(H)	105 53	Dec. 21	Southern Methodist		73 67	*Denotes overtime period.				
Jan. 29	Tulane	(A)	104 68	Jan. 11	DePaul	(H)	81 63	Dec. 22	Illinois (championship)		91 70	(N1) Louisville (N2) Jackson, Miss. (N3) Chicago, Ill.				
Jan. 31	Louisiana State	(A)	81 59	Jan. 16	Tulane	(H)	94 45	Dec. 28	VIRGINIA TECH (New Orleans, La.)		56 55	1959-60 — Won 18, Lost 7.				
Feb. 2	Mississippi State	(A)	80 60	Jan. 23	Tennessee	(A)	97 71	Dec. 29	Houston (championship)		111 76	COACH: Adolph Rupp				
Feb. 3	Mississippi	(N1)	86 39	Jan. 30	Vanderbilt	(A)	85 63	Jan. 5	Georgia Tech	(H)	95 72	CO-CAPTAINS: Bill Lickert and Don Mills				
Feb. 9	Georgia Tech	(A)	75 42	Feb. 2	Georgia Tech	(N1)	99 48	Jan. 7	Loyola (Chicago)	(H)	81 62	Dec. 1	Colorado State	(H)	106 73	
Feb. 13	Xavier	(H)	78 51	Feb. 6	Georgia	(N2)	100 68	Jan. 12	Louisiana State	(A)	51 46	Dec. 4	UCLA	(A)	68 66	
Feb. 17	Tennessee	(H)	86 61	Feb. 8	Florida	(H)	97 55	Jan. 14	Tulane	(A)	60 68	Dec. 5	So. California	(A)	73 87	
Feb. 19	DePaul	(A)	60 57	Feb. 13	Mississippi	(H)	88 62	Jan. 19	Tennessee	(A)	97 72	Dec. 12	St. Louis	(A)	61 73	
Feb. 23	Georgia	(H)	88 41	Feb. 15	Mississippi State	(H)	81 49	Jan. 26	Vanderbilt	(A)	91 83	Dec. 14	Kansas	(A)	77 72	
Feb. 24	Vanderbilt	(H)	89 57	Feb. 18	Tennessee	(H)	90 63	Jan. 28	Georgia Tech	(A)	76 65	UK INVITATIONAL TOURNAMENT				
SEC CHAMPIONS				Feb. 20	DePaul	(A)	76 61	Jan. 30	Georgia	(H)	84 53	Dec. 18	North Carolina		76 70	
SEC TOURNAMENT (Louisville, Ky.)				Feb. 22	Vanderbilt	(H)	100 64	Feb. 2	Florida	(H)	88 61	Dec. 19	West Virginia		70 79	
Mar. 1	Mississippi State		92 70	Feb. 27	Auburn	(N3)	109 79	Feb. 8	Mississippi	(N1)	75 69	Dec. 20	Temple	(N1)	97 92	
Mar. 2	Auburn		84 54	Mar. 1	Alabama	(A)	68 43	Feb. 11	Mississippi State	(A)	81 89	Dec. 28	Ohio State	(H)	96 93	
Mar. 3	Georgia Tech		82 56	SEC PLAYOFF (Nashville, Tenn.)				Feb. 15	Loyola (Chicago)	(A)	115 65	Jan. 5	Vanderbilt	(H)	54 62	
Mar. 3	Vanderbilt		57 61	(Playoff game to determine SEC champion and representative in NCAA Tournament. Kentucky and LSU tied for league title due to a schedule disagreement. Kentucky won but declined NCAA.)				Feb. 18	Vanderbilt	(H)	80 65	Jan. 9	Louisiana State	(H)	77 45	
POST-SEASON GAME				Mar. 9	Louisiana State		63 56	Feb. 23	Alabama	(H)	79 60	Jan. 11	Tulane	(H)	68 42	
NCAA TOURNAMENT				2187 1508				Mar. 2	Tennessee	(H)	93 75	Jan. 16	Tennessee	(A)	78 68	
(First Round — Raleigh, N.C.)				SEC CHAMPIONS				SEC CHAMPIONS				Jan. 20	Georgia	(N2)	84 60	
Mar. 20	Louisville		79 68	(N1) Louisville (N2) Owensboro, Ky. (N3) Montgomery	SEC CHAMPIONS				SEC CHAMPIONS				Jan. 29	Florida	(A)	75 62
(Eastern Regional — New York, N.Y.)				1954-55 — Won 23, Lost 3.				SEC CHAMPIONS				Feb. 6	Mississippi	(H)	61 43	
Mar. 22	St. John's		59 43	Dec. 4	**Louisiana State	(H)	74 58	SEC CHAMPIONS				Feb. 8	Mississippi State	(H)	90 59	
Mar. 24	Illinois		76 74	Dec. 11	Xavier	(A)	73 69	SEC CHAMPIONS				Feb. 13	Notre Dame	(H)	68 65	
(National Finals — Minneapolis, Minn.)				Dec. 18	Temple	(H)	79 61	SEC CHAMPIONS				Feb. 16	Vanderbilt	(H)	68 60	
Mar. 27	Kansas St. (championship)		68 58	UNIVERSITY OF KENTUCKY INVITATIONAL TOURNAMENT				SEC CHAMPIONS				Feb. 20	Auburn	(N3)	60 61	
NATIONAL CHAMPIONS				Dec. 21	Utah		70 65	SEC CHAMPIONS				Feb. 22	Alabama	(N3)	75 55	
EXHIBITION GAME				Dec. 22	LaSalle (championship)		63 54	SEC CHAMPIONS				Feb. 27	Tennessee	(H)	73 66	
Apr. 27	Ky. All-Stars	(H)	92 49	Dec. 30	St. Louis	(H)	82 65	SEC CHAMPIONS				Mar. 5	Pittsburgh	(H)	1838 1642	
HERBERT RICO EXHIBITION TOUR				Jan. 1	Temple	(A)	101 69	SEC CHAMPIONS				*Denotes overtime period.				
Aug. 25	San German Athletics		86 38	Jan. 8	Georgia Tech	(H)	58 59	SEC CHAMPIONS				(N1) Owensboro, Ky.				
Aug. 26	Ponce Lions		83 45	Jan. 10	DePaul	(H)	92 59	SEC CHAMPIONS				1960-61 — Won 19, Lost 9.				
Aug. 27	San Turco		93 40	Jan. 15	Tulane	(A)	58 44	SEC CHAMPIONS				COACH: Adolph Rupp				
Aug. 29	Univ. of Puerto Rico		91 44	Jan. 17	Louisiana State	(A)	64 62	SEC CHAMPIONS				CAPTAIN: Dick Parsons				
Sept. 2	U.S. Navy		52 23	Jan. 22	Tennessee	(A)	84 66	SEC CHAMPIONS				Dec. 1	Va. Military Inst.	(H)	72 56	
(Called at half on account of rain)				Jan. 29	Vanderbilt	(A)	75 71	SEC CHAMPIONS				Dec. 3	Florida State	(H)	58 63	
Sept. 3	Puerto Rico All-Stars		75 46	Jan. 31	Georgia Tech	(A)	59 65	SEC CHAMPIONS				Dec. 7	Notre Dame	(N1)	68 62	
* Memorial Coliseum Dedication Game.				Feb. 3	Florida	(A)	87 63	SEC CHAMPIONS				Dec. 13	North Carolina	(N2)	70 65	
* Denotes overtime period.				Feb. 7	Mississippi	(N1)	84 66	SEC CHAMPIONS				Dec. 17	Temple	(A)	58 66	
(N1) Owensboro, Ky.				Feb. 9	Georgia	(H)	86 40	SEC CHAMPIONS				UK INVITATIONAL TOURNAMENT				
1951-52 — Won 29, Lost 3.				Feb. 14	Xavier	(H)	66 55	SEC CHAMPIONS				Dec. 21	Illinois		83 78	
COACH: Adolph Rupp				Feb. 19	DePaul	(A)	76 72	SEC CHAMPIONS				Dec. 22	St. Louis		72 74	
CAPTAIN: Robert Watson				Feb. 21	Vanderbilt	(H)	77 59	SEC CHAMPIONS				Dec. 31	Missouri	(H)	81 69	
Dec. 8	Washington & Lee	(H)	96 46	Feb. 26	Auburn	(H)	93 59	SEC CHAMPIONS				Jan. 2	Miami (Ohio)	(H)	70 58	
Dec. 10	Xavier	(A)	97 72	Feb. 28	Alabama	(H)	66 52	SEC CHAMPIONS				Jan. 7	Georgia Tech	(H)	89 79	
Dec. 13	Minnesota	(A)	57 61	Mar. 5	Tennessee	(H)	104 61	SEC CHAMPIONS				Jan. 9	Vanderbilt	(A)	62 64	
Dec. 17	St. John's	(H)	81 40	SEC CHAMPIONS				SEC CHAMPIONS				Jan. 13	Louisiana State	(A)	59 73	
Dec. 20	DePaul	(H)	98 60	SEC CHAMPIONS				SEC CHAMPIONS				Jan. 14	Tulane	(A)	70 72	
Dec. 26	U.C.L.A.	(H)	84 53	SEC CHAMPIONS				SEC CHAMPIONS				Jan. 21	Tennessee	(H)	83 54	
SUGAR BOWL (New Orleans, La.)				SEC CHAMPIONS				SEC CHAMPIONS				Jan. 30	Georgia Tech	(A)	60 62	
Dec. 28	Brigham Young		84 64	SEC CHAMPIONS				SEC CHAMPIONS				Feb. 4	Florida	(H)	89 68	
Dec. 29	St. Louis		60 61	SEC CHAMPIONS				SEC CHAMPIONS				Feb. 7	Georgia	(H)	74 67	
Jan. 2	**Mississippi	(N1)	116 58	SEC CHAMPIONS				SEC CHAMPIONS				Feb. 11	Mississippi	(N3)	74 60	
Jan. 5	Louisiana State	(H)	57 47	SEC CHAMPIONS				SEC CHAMPIONS				Feb. 13	Mississippi State	(A)	68 62	
Jan. 7	Xavier	(H)	83 50	SEC CHAMPIONS				SEC CHAMPIONS				Feb. 17	UCLA	(H)	77 76	
Jan. 12	Florida	(A)	99 52	SEC CHAMPIONS				SEC CHAMPIONS				Feb. 21	Vanderbilt	(H)	60 59	
Jan. 16	Georgia	(N2)	95 55	SEC CHAMPIONS				SEC CHAMPIONS				Feb. 25	Alabama	(H)	80 53	
Jan. 19	Tennessee	(A)	65 56	SEC CHAMPIONS				SEC CHAMPIONS				Mar. 4	Tennessee	(A)	68 61	
Jan. 21	Georgia Tech	(A)	96 51	SEC CHAMPIONS				SEC CHAMPIONS				SEC PLAYOFF (Knoxville, Tenn.)				
Jan. 26	Alabama	(A)	71 67	SEC CHAMPIONS				SEC CHAMPIONS				(To determine SEC representative in NCAA Tournament after champion Miss. State declined bid. Second place Kentucky and Vanderbilt each had 10-4 records.)				
Jan. 28	Vanderbilt	(A)	88 51	SEC CHAMPIONS				SEC CHAMPIONS				Mar. 9	Vanderbilt		88 67	
Jan. 30	Auburn	(A)	88 48	SEC CHAMPIONS				SEC CHAMPIONS				Mar. 11	Marquette	(N4)	72 88	
Feb. 2	Notre Dame	(N3)	71 66	SEC CHAMPIONS				SEC CHAMPIONS				NCAA TOURNAMENT				
Feb. 4	Tulane	(H)	103 54	SEC CHAMPIONS				SEC CHAMPIONS				(Midwest Regional — Louisville, Ky.)				
Feb. 6	Mississippi	(H)	81 61	SEC CHAMPIONS				SEC CHAMPIONS				Mar. 17	Morehead		71 64	
Feb. 9	Georgia Tech	(H)	93 42	SEC CHAMPIONS				SEC CHAMPIONS				Mar. 18	Ohio State		74 87	
Feb. 11	Mississippi State	(H)	110 66	SEC CHAMPIONS				SEC CHAMPIONS				1950 1807				
Feb. 16	Tennessee	(H)	95 40	SEC CHAMPIONS				SEC CHAMPIONS				(N1) Louisville, Ky. (N2) Greensboro, N.C. (N3) Jackson, Miss. (N4) Chicago, Ill.				
Feb. 21	Vanderbilt	(H)	75 45	SEC CHAMPIONS				SEC CHAMPIONS				* Denotes overtime period.				
Feb. 23	DePaul	(A)	63 61	SEC CHAMPIONS				SEC CHAMPIONS				1961-62 — Won 23, Lost 3.				
SEC CHAMPIONS				SEC CHAMPIONS				SEC CHAMPIONS				COACH: Adolph Rupp				
SEC TOURNAMENT (Louisville, Ky.)				SEC CHAMPIONS				SEC CHAMPIONS				CAPTAIN: Larry Pursifull				
Feb. 28	Georgia Tech		80 59	SEC CHAMPIONS				SEC CHAMPIONS				Dec. 2	Miami (Ohio)	(H)	93 61	
Feb. 29	Tulane		85 61	SEC CHAMPIONS				SEC CHAMPIONS				Dec. 4	So. California	(H)	77 79	
Mar. 1	Tennessee		81 66	SEC CHAMPIONS				SEC CHAMPIONS				Dec. 11	St. Louis	(H)	86 77	
Mar. 1	Louisiana State (championship)		44 43	SEC CHAMPIONS				SEC CHAMPIONS				Dec. 16	Baylor	(H)	94 60	
NCAA TOURNAMENT				SEC CHAMPIONS				SEC CHAMPIONS				Dec. 18	Temple	(H)	78 55	
(Eastern Regional — Raleigh, N.C.)				SEC CHAMPIONS				SEC CHAMPIONS				UK INVITATIONAL TOURNAMENT				
Mar. 21	Penn State		82 54	SEC CHAMPIONS				SEC CHAMPIONS				Dec. 22	Tennessee		96 69	
Mar. 22	St. John's		57 64	SEC CHAMPIONS				SEC CHAMPIONS				Dec. 23	Kansas St. (championship)		80 67	
2635 1774				SEC CHAMPIONS				SEC CHAMPIONS				Dec. 27	Yale	(H)	79 58	
1952-53 — No Schedule				SEC CHAMPIONS				SEC CHAMPIONS				Dec. 30	Notre Dame	(N1)	100 53	
(Under suspension by NCAA)				SEC CHAMPIONS				SEC CHAMPIONS				Jan. 2	Virginia	(H)	93 73	
Intra-Squad Scrimmage Results				SEC CHAMPIONS				SEC CHAMPIONS				Jan. 6	Georgia Tech	(H)	89 70	
COACH: Adolph Rupp				SEC CHAMPIONS				SEC CHAMPIONS				Jan. 8	Vanderbilt	(A)	77 68	
CO-CAPTAINS: Cliff Hagan and Frank Ramsey				SEC CHAMPIONS				SEC CHAMPIONS				Jan. 12	Louisiana State	(H)	84 63	
Dec. 13	Varsity		76	SEC CHAMPIONS				SEC CHAMPIONS				Jan. 15	Tennessee	(A)	95 82	
	Freshman		45	SEC CHAMPIONS				SEC CHAMPIONS				Jan. 19	Georgia Tech	(A)	71 62	
Jan. 19	Ramses		71	SEC CHAMPIONS				SEC CHAMPIONS				Feb. 2	Florida	(A)	81 69	
	Hagens		50	SEC CHAMPIONS				SEC CHAMPIONS				Feb. 10	Mississippi	(H)	83 60	
Feb. 4	Hagens		68	SEC CHAMPIONS				SEC CHAMPIONS				Feb. 12	Mississippi State	(H)	44 49	
	Ramses		55	SEC CHAMPIONS				SEC CHAMPIONS				Feb. 19	Vanderbilt	(H)	87 80	
Feb. 28	Blues		49	SEC CHAMPIONS				SEC CHAMPIONS				Feb. 24	Alabama	(A)	73 65	
	Whites		47	SEC CHAMPIONS				SEC CHAMPIONS								
1953-54 — Won 25, Lost 0.				SEC CHAMPIONS				SEC CHAMPIONS								
COACH: Adolph Rupp				SEC CHAMPIONS				SEC CHAMPIONS								
CO-CAPTAINS: Cliff Hagan and Frank Ramsey				SEC CHAMPIONS				SEC CHAMPIONS								
Dec. 5	Temple	(H)	86 59	SEC CHAMPIONS				SEC CHAMPIONS								

ALL-TIME RECORDS

Date	Team	Site	Ky. Opp.
1961-62 (Cont.)			
Feb. 26	Auburn (A)		63 60
Mar. 5	Tulane (H)		97 72
Mar. 10	Tennessee		90 59
SEC CO-CHAMPIONS			
NCAA TOURNAMENT			
(Midwest Regional — Iowa City, Iowa)			
Mar. 16	Butler		81 60
Mar. 17	Ohio State		64 74
			2141 1704
(N1) Freedom Hall, Louisville			
(N2) Ga. Tech. Coliseum, Atlanta			
1962-63 — Won 16, Lost 9			
COACH: Adolph Rupp			
CAPTAIN: Scotty Basler			
Dec. 1	Virginia Tech (H)		77 80
Dec. 8	Temple (A)		56 52
Dec. 12	Florida State (H)		83 54
Dec. 15	Northwestern (H)		71 60
Dec. 17	North Carolina (H)		66 68
UK INVITATIONAL TOURNAMENT			
Dec. 21	Iowa		94 69
Dec. 22	West Va. (championship)		79 75
Dec. 27	Dartmouth (H)		95 49
Dec. 29	Notre Dame (N1)		78 70
Dec. 31	St. Louis (A)		65 87
Jan. 5	Georgia Tech (H)		85 **86
Jan. 7	Vanderbilt (A)		106 82
Jan. 11	Louisiana State (A)		63 56
Jan. 12	Tulane (A)		81 72
Jan. 19	Tennessee (H)		69 **78
Jan. 26	Xavier (H)		90 76
Jan. 28	Georgia Tech (A)		62 66
Jan. 31	Georgia (H)		74 67
Feb. 2	Florida (H)		94 71
Feb. 9	Mississippi (N2)		75 69
Feb. 11	Mississippi State (A)		95 65
Feb. 18	Vanderbilt (H)		67 69
Feb. 23	Auburn (H)		78 59
Feb. 25	Alabama (H)		80 63
Mar. 2	Tennessee (A)		55 63

(N1) Louisville
(N2) Jackson

* Denotes overtime periods.

1963-64 — Won 21, Lost 6			
COACH: Adolph Rupp			
CO-CAPTAINS: Cotton Nash and Ted Deeken			
Nov. 30	Virginia (H)		75 64
Dec. 2	Texas Tech (H)		107 91
Dec. 7	Northwestern (A)		95 65
Dec. 9	North Carolina (H)		100 80
Dec. 14	Baylor (H)		101 65
UK INVITATIONAL TOURNAMENT			
Dec. 20	Wisconsin		108 85
Dec. 21	Wake Forest (championship)		98 75
Dec. 28	Notre Dame (N1)		101 81
SUGAR BOWL (New Orleans, La.)			
Dec. 30	Laoyola (La.)		86 64
Dec. 31	Duke (championship)		81 79
Jan. 4	Georgia Tech (A)		67 76
Jan. 6	Vanderbilt (H)		83 85
Jan. 10	Louisiana State (H)		103 84
Jan. 11	Tulane (H)		105 63
Jan. 18	Tennessee (H)		66 57
Jan. 25	Georgia Tech (H)		79 62
Feb. 1	Florida (A)		77 72
Feb. 3	Georgia (A)		103 83
Feb. 8	Mississippi (H)		102 59
Feb. 10	Mississippi State (H)		65 59
Feb. 17	Vanderbilt (H)		104 73
Feb. 22	Auburn (N2)		99 79
Feb. 24	Alabama (A)		59 65
Feb. 29	Tennessee (A)		42 38
Mar. 2	St. Louis (H)		60 67
SEC CHAMPIONS			
NCAA TOURNAMENT			
(Midwest Regional — Minneapolis, Minn.)			
Mar. 13	Ohio University		69 85
Mar. 14	Loyola (Chicago)		91 100
			2326 1954
(N1) Louisville			
(N2) Montgomery, Ala.			

1964-65 — Won 15, Lost 10			
COACH: Adolph Rupp			
CAPTAIN: Randy Embry			
Dec. 4	Iowa (H)		85 77
Dec. 7	North Carolina (N1)		67 82
Dec. 9	Iowa State (H)		100 74
Dec. 12	Syracuse (H)		110 77
UK INVITATIONAL TOURNAMENT			
Dec. 18	West Virginia		102 78
Dec. 19	Illinois (H)		86 91
Dec. 22	St. Louis (A)		75 80
Dec. 29	Notre Dame (N2)		97 111
Jan. 2	Dartmouth (H)		107 57
Jan. 5	Vanderbilt (H)		79 97
Jan. 9	Louisiana State (A)		79 66
Jan. 11	Tulane (A)		102 72
Jan. 16	Tennessee (A)		58 77
Jan. 18	Auburn (H)		73 67
Jan. 23	Florida (A)		68 84
Jan. 25	Alabama (A)		102 82
Jan. 30	Florida (H)		78 61
Feb. 1	Georgia (H)		96 64
Feb. 6	Mississippi (H)		102 65
Feb. 8	Mississippi (H)		74 56
Feb. 16	Vanderbilt (A)		90 91
Feb. 20	Auburn (A)		69 88
Feb. 22	Alabama (A)		71 75

Date	Team	Site	Ky. Opp.
Feb. 27	Tennessee (H)		61 60
Mar. 1	Alabama (H)		78 72
			2109 1914
(N1) Charlotte, N.C.			
(N2) Louisville, Ky.			
1965-66 — Won 32, Lost 2			
COACH: Adolph Rupp			
HON. CAPT.: (None)			
Dec. 1	Hardin-Simmons (H)		83 55
Dec. 4	Virginia (A)		99 73
Dec. 8	Illinois (A)		86 68
Dec. 11	Northwestern (H)		86 75
UK INVITATIONAL TOURNAMENT			
Dec. 17	Air Force		78 58
Dec. 18	Indiana (championship)		91 56
Dec. 17	Texas Tech (A)		89 73
Dec. 29	Notre Dame (N1)		103 69
Jan. 3	St. Louis (H)		80 70
Jan. 8	Florida (A)		78 64
Jan. 10	Georgia (A)		69 **65
Jan. 15	Vanderbilt (H)		96 83
Jan. 24	Louisiana State (H)		111 85
Jan. 29	Auburn (H)		115 78
Feb. 1	Alabama (H)		82 62
Feb. 2	Vanderbilt (A)		105 90
Feb. 5	Georgia (H)		74 50
Feb. 7	Florida (H)		85 77
Feb. 12	Auburn (A)		77 64
Feb. 14	Alabama (A)		90 67
Feb. 19	Mississippi State (A)		73 69
Feb. 21	Mississippi (A)		108 65
Feb. 26	Tennessee (H)		78 64
Mar. 5	Tennessee (A)		62 69
Mar. 7	Tulane (H)		103 74
SEC CHAMPIONS			
NCAA TOURNAMENT			
(Midwest Regional — Iowa City, Iowa)			
Mar. 11	Dartmouth		86 79
Mar. 12	Michigan (H)		84 77
			2519 2028
(N1) Louisville			
(N2) Jackson			

Date	Team	Site	Ky. Opp.
INTERNATIONAL UNIVERSITIES TOURNAMENT			
Tel Aviv, Israel			
Aug. 3	Warsaw University		67 58
Aug. 4	Cambridge University		104 45
Aug. 6	Salonika University		91 60
Aug. 10	Istanbul University		82 36
Aug. 11	Warsaw University (championship)		87 57
			2950 2284
(N1) Louisville			
** Double overtime.			
1966-67 — Won 13, Lost 13			
COACH: Adolph Rupp			
HON. CAPT.: (None)			
Dec. 3	Virginia (H)		104 84
Dec. 5	Illinois (H)		97 *98
Dec. 10	Northwestern (A)		118 116
Dec. 13	North Carolina (H)		55 64
Dec. 17	Florida (H)		75 78
UK INVITATIONAL TOURNAMENT			
Dec. 22	Oregon State		96 66
Dec. 23	Kansas State (championship)		83 79
Dec. 28	Cornell (H)		77 92
Dec. 31	Notre Dame (N1)		96 85
Jan. 5	Vanderbilt (H)		89 91
Jan. 14	Florida (A)		72 89
Jan. 16	Georgia (A)		40 49
Jan. 21	Auburn (H)		60 58
Jan. 23	Tennessee (H)		50 **52
Jan. 28	Louisiana State (H)		102 72
Jan. 30	Mississippi (H)		96 53
Feb. 4	Louisiana State (H)		105 84
Feb. 6	Mississippi (A)		79 70
Feb. 11	Mississippi State (H)		72 **77
Feb. 13	Tennessee (A)		57 76
Feb. 18	Mississippi State (A)		103 74
Feb. 20	Georgia (H)		101 76
Feb. 25	Alabama (A)		71 81
Feb. 27	Auburn (A)		49 60
Mar. 4	Vanderbilt (A)		94 110
Mar. 6	Alabama (H)		110 78
			2151 2012
(N1) Louisville			
** Double Overtime			

1967-68 — Won 22, Lost 5			
COACH: Adolph Rupp			
CAPTAIN: Thad Jaracz			
Dec. 2	Michigan (A)		96 79
Dec. 4	Florida (H)		99 76
Dec. 6	Xavier (H)		111 76
Dec. 9	Pennsylvania (H)		64 49
Dec. 12	North Carolina (N1)		77 84
UK INVITATIONAL TOURNAMENT			
Dec. 22	Dayton		88 85
Dec. 23	South Carolina (championship)		76 66
Dec. 30	Notre Dame (N2)		81 73
Jan. 6	Vanderbilt (A)		94 78
Jan. 8	Alabama (A)		84 76
Jan. 13	Florida (A)		78 96
Jan. 15	Georgia (H)		104 73
Jan. 20	Auburn (A)		73 74
Jan. 22	Tennessee (A)		59 87
Jan. 27	Louisiana State (A)		121 95
Jan. 29	Mississippi (A)		85 76
Feb. 3	Louisiana State (H)		109 96
Feb. 5	Mississippi State (H)		78 62
Feb. 10	Mississippi (A)		92 84
Feb. 12	Tennessee (H)		60 59

Date	Team	Site	Ky. Opp.
Feb. 17	Mississippi State (H)		107 81
Feb. 19	Georgia (A)		106 87
Feb. 24	Alabama (H)		96 85
Feb. 26	Auburn (H)		89 57
Mar. 2	Vanderbilt (H)		85 80
SEC CHAMPIONS			
NCAA TOURNAMENT			
(Midwest Regional — Lexington, Ky.)			
Mar. 15	Marquette		107 89
Mar. 16	Ohio State		81 82
			2400 2103
(N1) Greensboro, N.C.			
(N2) Louisville			
1968-69 — Won 23, Lost 5			
COACH: Adolph Rupp			
CAPTAIN: Phil Argento			
Nov. 30	Xavier (H)		115 77
Dec. 2	Miami (A)		86 77
Dec. 7	North Carolina (H)		77 87
Dec. 14	Pennsylvania (A)		102 78
UK INVITATIONAL TOURNAMENT			
Dec. 20	Michigan		112 104
Dec. 21	Army (championship)		80 65
Dec. 28	Notre Dame (N1)		110 90
Dec. 31	Wisconsin (N2)		65 69
Jan. 4	Mississippi (A)		69 59
Jan. 6	Mississippi State (A)		91 72
Jan. 11	Florida (H)		88 67
Jan. 13	Georgia (H)		88 68
Jan. 18	Tennessee (A)		69 66
Jan. 25	Louisiana State (A)		108 96
Jan. 27	Alabama (A)		83 70
Feb. 1	Vanderbilt (H)		103 89
Feb. 3	Auburn (H)		105 93
Feb. 8	Mississippi (H)		104 68
Feb. 9	Mississippi State (H)		91 69
Feb. 15	Florida (A)		81 82
Feb. 17	Georgia (A)		85 77
Feb. 22	Louisiana State (H)		103 89
Feb. 26	Alabama (H)		108 79
Mar. 1	Vanderbilt (A)		99 101
Mar. 3	Auburn (A)		90 86
Mar. 8	Tennessee (H)		84 69
SEC CHAMPIONS			
NCAA TOURNAMENT			
(Midwest Regional — Madison, Wisc.)			
Mar. 13	Marquette (N)		74 81
Mar. 15	Miami (N)		72 71
			2542 2199
(N1) Louisville			
(N2) Chicago			

1969-70 — Won 26, Lost 2			
COACH: Adolph Rupp			
CO-CAPTAINS: Dan Isel and Mike Pratt			
Dec. 1	West Virginia (H)		106 87
Dec. 6	Kansas (H)		115 85
Dec. 8	North Carolina (N1)		94 87
Dec. 13	Indiana (H)		109 92
UK INVITATIONAL TOURNAMENT			
Dec. 19	Navy		73 59
Dec. 20	Duke (championship)		98 76
Dec. 27	Notre Dame (N2)		102 100
Dec. 29	Miami (Ohio) (H)		80 58
Jan. 3	Mississippi (H)		95 73
Jan. 5	Mississippi State (H)		111 76
Jan. 10	Florida (A)		88 69
Jan. 12	Georgia (A)		72 71
Jan. 17	Tennessee (H)		68 52
Jan. 24	Louisiana State (H)		109 96
Jan. 26	Alabama (H)		86 71
Jan. 31	Vanderbilt (A)		81 89
Feb. 2	Auburn (A)		84 83
Feb. 7	Mississippi (A)		120 85
Feb. 9	Mississippi State (A)		86 57
Feb. 14	Florida (H)		110 66
Feb. 16	Georgia (H)		116 86
Feb. 21	Louisiana State (A)		121 105
Feb. 23	Alabama (A)		98 89
Feb. 28	Vanderbilt (H)		90 86
Mar. 2	Auburn (H)		102 81
Mar. 7	Tennessee (A)		86 69
SEC CHAMPIONS			
NCAA TOURNAMENT			
(Midwest Regional — Columbus, Ohio)			
Mar. 12	Notre Dame (N3)		109 99
Mar. 14	Jacksonville (N3)		100 106
			2709 2253
(N1) Charlotte, NC			
(N2) Louisville			
(N3) Columbus, OH			



1970-71			
COACH: Adolph Rupp			
HON. CO-CAPTAINS: Mike Casey and Larry Steele			
Dec. 1	Northwestern (A)		115 110
Dec. 5	Michigan (H)		104 93
Dec. 7	West Virginia (A)		106 100
Dec. 12	Indiana (A)		95 93
UK INVITATIONAL TOURNAMENT			
Dec. 18	DePaul		106 85
Dec. 19	Purdue (championship)		83 89
Dec. 22	Oregon State (H)		84 78
Dec. 29	Notre Dame (N1)		92 99
Jan. 2	Mississippi (A)		103 95
Jan. 4	Miss. State (A)		79 71
Jan. 9	Florida (H)		101 75
Jan. 11	Georgia (H)		79 66
Jan. 16	Tennessee (A)		71 75
Jan. 23	Louisiana State (A)		82 79
Jan. 25	Alabama (A)		86 73
Jan. 30	Vanderbilt (H)		102 92
Feb. 1	Auburn (H)		114 76
Feb. 6	Mississippi (H)		121 86
Feb. 8	Miss. State (H)		102 83

Date	Team	Site	Ky. Opp.
Feb. 13	Florida (A)		65 74
Feb. 15	Georgia (A)		107 95
Feb. 20	Louisiana State (H)		110 73
Feb. 22	Alabama (H)		101 74
Feb. 27	Vanderbilt (A)		119 90
Mar. 1	Auburn (A)		102 83
Mar. 6	Tennessee (H)		84 78
SEC CHAMPIONS			
NCAA TOURNAMENT			
(Midwest Regional — Athens, Ga.)			
Mar. 18	Western Ky. (N2)		83 107
Mar. 20	Marquette (N2)		74 91
			2670 2373
(N1) Louisville			
(N2) Athens, Ga.			
1971-72 — Won 21, Lost 7			
COACH: Adolph Rupp			
HON. CO-CAPTAIN: Stan Key and Tom Parker			
Dec. 1	Northwestern (H)		94 85
Dec. 4	Kansas (A)		79 69
Dec. 6	Kansas State (A)		71 64
Dec. 11	Indiana (N1)		89 **90
Dec. 13	Michigan State (H)		85 91
UK INVITATIONAL TOURNAMENT			
Dec. 17	Missouri		83 79
Dec. 18	Princeton (championship)		96 82
Dec. 28	Notre Dame (H)		83 67
Jan. 8	Mississippi (N1)		93 82
Jan. 10	Mississippi State (H)		104 76
Jan. 15	Florida (A)		70 72
Jan. 17	Georgia (A)		73 85
Jan. 22	Tennessee (H)		72 70
Jan. 24	Vanderbilt (H)		106 80
Jan. 29	Louisiana State (H		

ALL-TIME RECORDS

Date	Team	Site	Ky. Opp.
1983-84 — Won 29, Lost 5			
Coach: Joe B. Hall			
Captain: Dicky Beal			
Nov. 26	Louisville	(H)	65 44
Dec. 3	Indiana	(H)	59 54
Dec. 10	Kansas	(A)	72 50
UK Invitational Tournament			
Dec. 16	Wyoming	(H)	66 40
Dec. 17	Brigham Young	(H)	93 59
Dec. 20	Cincinnati	(A)	24 11
Dec. 24	Illinois	(A)	56 54
Dec. 28	Purdue	(N1)	88 67
Jan. 2	Mississippi	(A)	68 55
Jan. 7	LSU	(A)	96 80
Jan. 9	Alabama	(H)	76 66
Jan. 11	Mississippi State	(H)	51 42
Jan. 13	Auburn	(A)	63 82
Jan. 17	Florida	(A)	57 69
Jan. 20	Vanderbilt	(H)	67 46
Jan. 22	Houston	(H)	74 46
Jan. 28	Georgia	(H)	64 40
Jan. 30	Tennessee	(H)	93 74
Feb. 4	Alabama	(A)	62 69
Feb. 6	Mississippi State	(A)	77 58
Feb. 11	Auburn	(H)	84 64
Feb. 13	Florida	(H)	67 65
Feb. 19	Vanderbilt	(A)	58 54
Feb. 25	Georgia	(A)	66 64
Feb. 27	Tennessee	(A)	58 63
Mar. 1	Mississippi	(H)	76 57
Mar. 3	LSU	(H)	90 68
SEC Tournament			
Mar. 8	Georgia	(N2)	92 79
Mar. 9	Alabama	(N2)	48 46
Mar. 10	Auburn	(N2)	51 49
NCAA Midwest Region First Round			
Mar. 17	Brigham Young	(N3)	93 68
NCAA Midwest Region			
Mar. 22	Louisville	(H)	72 67
Mar. 24	Illinois	(H)	54 51
NCAA Final Four			
Mar. 31	Georgetown	(N4)	40 53

(N1) Louisville, Ky. (N2) Nashville, Tenn.
 (N3) Birmingham, Ala. (N4) Seattle, Wash.



KENTUCKY BASKETBALL MODERN RECORD

1946-47 SEASON — Won 34, Lost 3
 NIT Runner-up
 SEC Champions (Tournament)
 —Leading Scorers—
 Alex Groza (6-7 Fr. C-F).....393 Pts*
 Ralph Beard (5-10½ Soph. G).....392 Pts.
 Kenneth Rollins (6-0 Jr. G).....310 Pts.
 Joe Holland (6-4 Sr. F).....224 Pts.
 Wallace Jones (6-4 Soph. C).....217 Pts.
 *No record of number of games played by each man. Averages cannot be determined.

1947-48 SEASON — Won 36, Lost 3
 World Champions (Olympic Games)
 SEC Champions (Tournament)
 National Champions (NCAA Tournament)
 —Leading Scorers—
 Alex Groza (6-7 Jr. C).....12.5
 (488 TP in 39 Games)
 Ralph Beard (5-10½ Jr. G).....12.5
 (476 TP in 38 Games)
 Wallace Jones (6-4 Jr. F-C).....9.3
 James Lane (6-2 Soph. F).....6.9
 Kenneth Rollins (6-0 Sr. G).....6.6

1948-49 SEASON — Won 32, Lost 2
 National Champions (NCAA Tournament)
 SEC Champions (Tournament)
 Ranked 1st Nationally AP
 Runner-up Sugar Bowl
 Loser NIT in Attempted "Grand Slam"
 —Leading Scorers—
 Alex Groza (6-7 Sr. C).....20.5
 Ralph Beard (5-10½ Sr. G).....10.8
 Wallace Jones (6-4 Sr. F-C).....9.6
 Cliff Barker (6-2 Sr. G-F).....7.3
 Dale Barnstable (6-3 Jr. F-G).....6.1

1949-50 SEASON — Won 25, Lost 5
 SEC Champions (Tournament)
 Bowl Champions
 NIT Participant (0-1)
 Ranked 3rd Nationally AP
 —Leading Scorers—
 Bill Spivey (7-0 Soph. C).....19.3
 Jim Line (6-2 Sr. F).....13.1
 Walt Hirsch (6-4 Jr. F).....9.9
 Bobby Watson (5-10 Soph. G).....7.5
 Dale Barnstable (6-3 Sr. G).....5.9

1950-51 SEASON — Won 32, Lost 2
 National Champions (NCAA Tournament)
 SEC Champions
 Ranked 1st Nationally AP-UPI
 Third Sugar Bowl Tournament
 —Leading Scorers—
 Bill Spavey (7-0 Jr. C).....19.2
 Shelby Linville (6-5 Jr. F).....10.4
 Bobby Watson (5-10 Jr. G).....10.4
 Frank Ramsey (6-5 Soph. G).....10.1
 Walt Hirsch (6-3 Sr. F).....9.1

1951-52 SEASON — Won 29, Lost 3
 Ranked 1st Nationally AP-UPI
 SEC Championship (14-0)
 NCAA Tournament Participant (1-1)
 Runner-up Sugar Bowl
 —Leading Scorers—
 Cliff Hagan (6-4 Jr. C).....21.6
 Frank Ramsey (6-3 Jr. G).....15.9
 Bobby Watson (5-10 Sr. G).....13.1
 Lou Tsioropoulos (6-5 Jr. F).....7.9
 Lucian Whitaker (6-0 Sr. F).....7.8

1952-53 SEASON
 (No Schedule Played)

1953-54 SEASON — Won 25, Lost 0
 Ranked 1st Nationally AP, 2nd UPI
 UKIT Champions
 SEC Champion (14-0)
 Declined NCAA Berth
 —Leading Scorers—
 Cliff Hagan (6-4 Sr. C).....24.0
 Frank Ramsey (6-3 Sr. G).....19.6
 Lou Tsioropoulos (6-5 Sr. F).....14.5
 Billy Evans (6-1 Jr. F).....8.4
 Gayle Rose (6-0 Jr. G).....6.7

1954-55 SEASON — Won 23, Lost 3
 NCAA Tournament Participant (1-1)
 UKIT Champions
 SEC Champions (12-2)
 Ranked 2nd Nationally AP, UPI
 —Leading Scorers—

Bob Burrow (6-7 Jr. C).....19.0
 Billy Evans (6-1 Sr. G).....13.9
 Jerry Bird (6-6 Jr. F).....10.7
 Phil Grawemeyer (6-7½ Jr. F).....13.0*
 Gayle Rose (6-0 Sr. G).....7.4
 *Grawemeyer ranked 4th in total points with 260 in 20 games. Broke leg against DePaul and missed last six games.

1955-56 SEASON — Won 20, Lost 6
 Ranked 9th Nationally AP
 Second SEC (12-2)
 NCAA Tournament Participant (1-1)
 UKIT Runner-up
 —Leading Scorers—
 Bob Burrow (6-7 Sr. C).....21.1
 Jerry Bird (6-6 Sr. F).....16.2
 Vernon Hatton (6-3 Soph. G).....13.3
 Gerry Calvert (5-11 Jr. G).....11.2
 Phil Grawemeyer (6-7½ Sr. F).....8.4

1956-57 SEASON — Won 23, Lost 5
 Ranked 3rd Nationally AP, UPI
 UKIT Champions
 SEC Champions (12-2)
 Sugar Bowl Champions
 NCAA Tournament Participant (1-1)
 —Leading Scorers—
 Johnny Cox (6-4 Soph. F).....19.4
 Gerry Calvert (5-11 Sr. G).....15.2
 Vernon Hatton (6-3 Jr. G).....13.3
 John Crysler (6-3 Jr. F).....10.5
 Ed Beck (6-7 Jr. C).....9.5

1957-58 SEASON — Won 23, Lost 6
 National Champion (NCAA Tournament)
 SEC Champions (12-2)
 Ranked 9th Nationally AP, 14th UPI
 UKIT Participant (1-1)
 —Leading Scorers—
 Vernon Hatton (6-3 Sr. G).....17.1
 Johnny Cox (6-4 Jr. F).....14.9
 John Crysler (6-3 Sr. F).....13.6
 Adrian Smith (6-0 Sr. G).....12.4
 Ed Beck (6-7 Sr. C).....5.6

1958-59 SEASON — Won 24, Lost 3
 NCAA Tournament Participant (1-1)
 UKIT Champions
 Second SEC (12-2)
 Ranked 2nd Nationally
 —Leading Scorers—
 Johnny Cox (6-4 Sr. F).....17.9
 Billy Ray Lickert (6-3 Soph. G).....15.5
 Bennie Coffman (6-0 Jr. G).....10.7
 Don Mills (6-6 Jr. C).....8.1
 Sid Cohen (6-1 Jr. G).....8.1
 Dickie Parsons (5-10 Soph. G).....8.0

1959-60 SEASON — Won 19, Lost 7
 Third SEC (10-4)
 UKIT Runner-up
 —Leading Scorers—
 Billy Ray Lickert (6-3 Jr. F-G).....14.4
 Don Mills (6-6 Sr. C-F).....12.7
 Sid Cohen (6-1 Sr. G).....10.7
 Bennie Coffman (6-0 Sr. G).....10.2
 Ned Jennings (6-9 Jr. C).....8.8

1960-61 SEASON — Won 19, Lost 9
 NCAA Tournament Participant (1-1)
 UKIT Runner-up
 Second SEC (10-4)
 Ranked 18th Nationally UPI
 —Leading Scorers—
 Billy Ray Lickert (6-3 Sr. F-G).....16.0
 Roger Newman (6-4 Sr. F-G).....14.1
 Larry Pursiful (6-1 Jr. G).....13.4
 Ned Jennings (6-9 Sr. C).....11.5
 Carol Burchett (6-4 Jr. F-C).....5.1

1961-62 SEASON — Won 23, Lost 3
 UKIT Champions
 SEC Co-Champions (13-1)
 NCAA Tournament Participant (1-1)
 Ranked 3rd Nationally AP, UPI
 —Leading Scorers—
 Cotton Nash (6-5 Soph. C-F).....23.4
 Larry Pursiful (6-1 Sr. G).....19.1
 Carol Burchett (6-4 Sr. C-F).....11.2
 Scotty Baesler (6-0 Jr. G).....10.9
 Roy Roberts (6-4 Jr. F).....7.0

1962-63 SEASON — Won 16, Lost 9
 Fifth SEC (8-6)
 UKIT Champions
 —Leading Scorers—
 Cotton Nash (6-5 Jr. F-C).....20.6
 *Charles Ishmael (6-5 Jr. G).....11.1
 Ted Deeken (6-3½ Jr. F).....9.8
 Scotty Baesler (5-11½ Sr. G).....9.7
 Roy Roberts (6-4 Sr. F).....9.0
 *Ineligible second semester

1963-64 SEASON — Won 21, Lost 6
 UKIT and Sugar Bowl Champions
 SEC Champions (11-3)
 Ranked 3rd UPI, 4th AP Nationally
 NCAA Tournament Participant (0-2)
 —Leading Scorers—
 Cotton Nash (6-5 Sr. C-F).....24.0
 Ted Deeken (6-3½ Sr. F).....18.5
 Larry Conley (6-3 Soph. F-C).....12.2
 Terry Mobley (6-2½ Jr. G).....9.4
 Randy Embry (5-11 Jr. G).....7.2

1964-65 SEASON — Won 15, Lost 10
 Fifth SEC (10-6)
 UKIT Runner-up

—Leading Scorers—
 Louie Dampier (6-0 Soph. G).....17.0
 Pat Riley (6-4 Soph. F).....15.0
 Tommy Kron (6-5 Jr. G-F).....12.3
 John Adams (6-7 Sr. C).....11.8
 Larry Conley (6-5 Jr. F).....11.6

1965-66 SEASON — Won 27, Lost 2
 SEC Champions (15-1)
 UKIT Champions
 Ranked First Nationally in Polls
 National Runner-up in NCAA
 —Leading Scorers—
 Pat Riley (6-4 Jr. F).....21.9
 Louie Dampier (6-0 Jr. G).....21.1
 Thad Jaracz (6-5 Soph. C).....13.2
 Larry Conley (6-5 Sr. F).....11.5
 Tommy Kron (6-5 Sr. G).....10.2

1966-67 SEASON
 Won 13, Lost 13 (Worst under Rupp)
 Tied 5th SEC (8-10) Unranked in Polls
 UKIT Champions
 —Leading Scorers—
 Louis Dampier (6-0 Sr. G).....20.6
 Pat Riley (6-3 Sr. F).....17.4
 Thad Jaracz (6-5 Jr. C-F).....11.3
 Cliff Berger (6-8 Jr. C).....11.3
 Phil Argento (6-0 Soph. G).....5.2

1967-68 SEASON
 Won 22, Lost 5
 Ranked 4th in Polls
 SEC Champions (15-3)
 UKIT Champions
 —Leading Scorers—
 Mike Casey (6-4 Soph. G).....20.1
 Dan Isel (6-8 Soph. C).....16.4
 Mike Pratt (6-4 Jr. F).....14.1
 Thad Jaracz (6-5 Sr. C).....11.3
 Phil Argento (6-2 Jr. G).....12.3

1968-69 SEASON
 Won 23, Lost 5
 Ranked 7th in Polls
 SEC Champions (16-2)
 UKIT Champions
 —Leading Scorers—
 Dan Isel (6-8 Jr. C).....26.6
 Mike Casey (6-4 Jr. G).....19.1
 Mike Pratt (6-4 Jr. F).....16.9
 Phil Argento (6-2 Sr. G).....10.0
 Larry Steele (6-5 Soph. F).....8.6

1969-70 SEASON — Won 26, Lost 2
 SEC Champions (17-1)
 UKIT Champions
 Ranked First Nationally in Polls
 —Leading Scorers—
 Dan Isel (6-8 Sr. C).....33.9
 Mike Pratt (6-4 Sr. F).....19.3
 Tom Parker (6-6 Soph. F).....10.4
 Larry Steele (6-5 Jr. F).....9.8
 Terry Mills (6-2 Jr. G).....9.1

1970-71 SEASON — Won 22, Lost 6
 SEC Champions (16-2)
 UKIT Runner-up
 Ranked 10th AP
 —Leading Scorers—
 Tom Parker (6-7 Jr. F).....17.6
 Mike Casey (6-4 Sr. G).....17.0
 Ronnie Lyons (5-10 So. G).....16.9
 Kent Hollenbeck (6-4 Jr. G).....14.0
 Larry Steele (6-5 Sr. F).....13.1

1971-72 SEASON — Won 21, Lost 7
 SEC Champions (14-4)
 UKIT Champions
 Ranked 14th UPI and 18th AP
 —Leading Scorers—
 Jim Andrews (6-1 Jr. C).....21.5
 Tom Parker (6-7 Sr. F).....18.0
 Ronnie Lyons (5-10 So. G).....13.2
 Stan Key (6-3 Sr. G).....12.5
 Larry Stamper (6-6 Jr. F).....10.3

1972-73 SEASON — Won 20, Lost 8
 SEC Champions (14-4)
 UKIT Champions
 Ranked 15th UPI and 17th AP
 —Leading Scorers—
 Jim Andrews (6-11 Sr. C).....20.1
 Kevin Grevey (6-5 So. F).....18.7
 Jimmy Dan Conner (6-4 So. G-F).....11.2
 Ronnie Lyons (5-10 Jr. G).....9.2
 Mike Flynn (6-3 So. G).....9.1

1973-74 SEASON — Won 13, Lost 13
 UKIT Champions
 Tied 4th SEC (9-9) Unranked in Polls
 —Leading Scorers—
 Kevin Grevey (6-5 Jr. F).....21.9
 Bob Guyette (6-9 Jr. C).....12.7
 Jimmy Dan Conner (6-4 Jr. F-G).....12.0
 Mike Flynn (6-3 Jr. G).....11.5
 Ronnie Lyons (5-10 Sr. G).....7.8

1974-75 SEASON — Won 26, Lost 5
 SEC Co-Champions (15-3)
 UKIT Champions
 National Runner-up in NCAA
 Ranked 2nd AP and 4th UPI
 —Leading Scorers—
 Kevin Grevey (6-5 Sr. F).....23.6
 Jimmy Dan Conner (6-4 Sr. G).....12.4
 Rick Robey (6-10 Jr. C).....10.4
 Jack Givens (6-4 Jr. F).....9.4
 Mike Flynn (6-3 Sr. G).....9.0
 Bob Guyette (6-9 Sr. F).....8.6

1975-76 SEASON — Won 20, Lost 10
 UKIT Champions
 NIT Champions
 Tied 4th SEC (11-7) Unranked in Polls
 —Leading Scorers—
 Jack Givens (6-4 So. F).....20.1
 Mike Phillips (6-10 So. C).....15.6
 Larry Johnson (6-2 Jr. G).....11.2
 James Lee (6-5 So. F).....9.3
 Rick Robey (6-10 So. C-F)*.....15.6
 Reggie Wardard (6-1 Sr. G).....6.5
 *Played in 12 Games.

1976-77 SEASON — Won 26, Lost 4
 SEC Co-Champions (16-2)
 Ranked 6th AP, 5th UPI
 —Leading Scorers—
 Jack Givens (6-4 Jr. F).....18.9
 Rick Robey (6-10 Jr. F).....14.2
 Mike Phillips (6-10 Jr. C).....12.2
 Larry Johnson (6-3 Sr. G).....10.7
 James Lee (6-5 Jr. F).....9.8
 Jay Shidler (6-1 Jr. G).....7.8
 Truman Clayton (6-1 So. G).....6.6

1977-78 SEASON — Won 30, Lost 2
 National Champions (NCAA Tournament)
 SEC Champions (16-2)
 UKIT Champions
 Ranked 1st AP and UPI
 —Leading Scorers—
 Jack Givens (6-4 Sr. F).....18.1
 Rick Robey (6-10 Sr. F).....14.4
 Kyle Macy (6-3 So. G).....12.5
 James Lee (6-5 Sr. F).....11.3
 Mike Phillips (6-10 Sr. C).....10.2
 Truman Clayton (6-1 Jr. G).....6.9

1978-79 SEASON — Won 19, Lost 12
 SEC Tournament Runner-up
 Unranked in Polls
 —Leading Scorers—
 Kyle Macy (6-3 Jr. G).....15.2
 Dwight Anderson (6-3 G-F).....13.3
 LaVon Williams (6-6 Jr. F).....11.5
 Fred Cowan (6-8 Soph. C-F).....9.4
 Truman Clayton (6-1 Sr. G).....8.7

MODERN RECORD

1979-80 SEASON — Won 29, Lost 6

SEC Champions	
SEC Tournament Runner-up	
UKIT Champions	
Great Alaskan Shootout Champions	
Ranked 4th AP, 3rd UPI	
—Leading Scorers—	
Kyle Macy (6-3 Sr. G)	15.4
Sam Bowie (7-1 Jr. C)	12.9
Fred Cowan (6-8 Jr. F)	12.5
LaVon Williams (6-7 Sr. F)	7.5
Jay Shidler (6-1 Sr. G)	6.2

1983-84 SEASON — Won 29, Lost 5

NCAA Mid-East Region Champions	
SEC Tournament Champions	
SEC Champions	
UKIT Champions	
Ranked 3rd AP, 3rd UPI	
—Leading Scorers—	
Melvin Turpin (6-11 Sr. C)	15.2
Kenny Walker (6-8 So. F)	12.4
Sam Bowie (7-1 Sr. F)	10.5
Jim Master (6-5 Sr. G)	9.6
Winston Bennett (6-7 Fr. F)	6.6

1980-81 SEASON — Won 22, Lost 6

SEC Runners-up	
UKIT Champions	
Ranked 8th AP, 8th UPI	
—Leading Scorers—	
Sam Bowie (7-1 So. C)	17.4
Dirk Minniefield (6-3 So. G)	10.4
Derrick Hord (6-6 So. G-F)	8.9
Fred Cowan (6-8 Sr. F)	8.2
Chuck Verderber (6-6 Jr. F)	7.5

1981-82 SEASON — Won 22, Lost 8

SEC Co-Champions	
UKIT Champions	
Ranked 8th AP, 9th UPI	
—Leading Scorers—	
Derrick Hord (6-6 Jr. F)	16.3
Jim Master (6-5 So. G)	13.4
Melvin Turpin (6-10 Jr. C)	13.1
Dirk Minniefield (6-5 Jr. G)	11.3
Charles Hurt (6-6 Jr. F)	6.6

1982-83 SEASON — Won 23, Lost 8

SEC Champions	
UKIT Champions	
Ranked 12th AP, 12th UPI	
—Leading Scorers—	
Melvin Turpin (6-11 Jr. C)	15.1
Jim Master (6-5 Jr. G)	12.5
Derrick Hord (6-6 Sr. F)	8.9
Dirk Minniefield (6-5 Sr. G)	8.6
Charles Hurt (6-6 Sr. F)	8.2

SCORES VS. ALL OPPONENTS

Date	Ky.	Opp.	Date	Ky.	Opp.	Date	Ky.	Opp.	Date	Ky.	Opp.
ADVENT MEM. (0-1)			2-28-72 (A)	70	73	2-23-65 (H)	78	59	2-5-49 (N)	62	52
1-18-09 (A)	27	41	1-29-73 (A)	95	93	2-22-64 (N)	99	79	12-30-49 (SB)	71	66
AIRFORCE (1-0)			2-26-73 (H)	111	95	1-18-65 (H)	73	67	11-30-79 (GAS)	79	58
12-17-65 (H)	78	58	1-12-74 (A)	77	81	2-20-65 (A)	69	88	BRIGHAM YOUNG (3-0)		
AKRON (2-0)			2-23-74 (H)	71	94	1-29-66 (H)	115	78	2-23-51 (SB)	84	64
1-16-37 (CIN)	32	22	1-20-75 (H)	74	69	2-12-66 (A)	77	64	12-17-83 (UKIT)	93	59
11-28-81 (H)	83	64	2-22-75 (A)	84	79	1-21-67 (H)	60	58	3-17-84 (NCAA)	93	68
ALABAMA (72-24)			1-5-76 (A)	63	76	2-27-67 (A)	49	62	BUTLER (4-0)		
1-25-23 (H)	35	45	3-6-76 (A)	90	85	1-20-68 (A)	73	74	2-23-11 (H)	21	16
2-5-25 (A)	15	24	1-29-77 (A)	87	85	2-26-68 (H)	89	57	2-11-36 (A)	39	28
2-1-26 (H)	27	16	2-26-77 (H)	85	70	2-3-69 (H)	105	93	3-16-62 (NCAA)	81	60
1-25-29 (H)	26	27	1-23-78 (A)	62	78	3-3-69 (A)	90	86	11-27-82 (H)	90	53
2-8-32 (H)	50	22	2-10-79 (H)	97	84	2-2-70 (A)	84	83	CALIFORNIA (1-0)		
2-13-33 (N)	35	21	1-13-79 (A)	52	55	3-2-70 (H)	102	81	12-21-79 (UKIT)	78	52
2-1-34 (N)	33	28	2-10-79 (H)	80	71	2-1-71 (H)	114	75	CAMBRIDGE (1-0)		
2-8-34 (H)	26	21	3-1-79 (SEC)	101	100	3-1-71 (A)	102	83	*8-4-66 (IUT)	104	45
2-1-35 (N)	33	26	1-12-80 (H)	64	73	2-7-72 (A)	78	72	CARNEGIE TECH (2-0)		
2-11-35 (H)	25	16	2-9-80 (A)	72	63	3-6-72 (H)	102	67	12-18-51 (H)	36	34
2-7-36 (H)	40	34	1-17-81 (A)	55	59	2-5-73 (H)	88	57	12-28-43 (N)	61	14
2-1-37 (N)	38	27	2-14-81 (A)	77	62	3-3-73 (A)	91	79	CENTRAL (8-9)		
2-10-37 (H)	31	34	1-16-82 (H)	86	69	1-12-74 (H)	91	58	1-19-06 (H)	15	14
1-31-38 (N)	57	31	2-13-82 (A)	72	62	2-11-74 (A)	*97	99	1-26-06 (A)	17	15
2-12-38 (H)	27	21	3-6-82 (A)	46	48	1-11-75 (A)	85	90	1-25-07 (H)	22	9
1-28-39 (N)	38	41	1-8-83 (A)	67	74	2-10-75 (H)	119	76	2-12-07 (H)	23	25
2-1-39 (H)	45	27	2-5-83 (H)	76	70	1-26-76 (A)	*84	91	3-9-07 (H)	13	15
1-28-40 (N)	32	36	3-11-83 (SEC)	64	69	2-23-76 (H)	93	82	1-25-08 (A)	21	32
2-10-40 (H)	46	18	1-9-84 (H)	76	66	1-15-77 (A)	75	68	2-13-08 (H)	31	20
2-3-41 (A)	38	36	2-4-84 (A)	62	69	2-12-77 (H)	89	82	3-7-08 (A)	10	29
2-8-41 (H)	46	38	3-9-84 (SEC)	48	46	1-9-78 (H)	101	77	1-27-09 (H)	24	23
3-1-41 (SEC)	39	37			2-6-78 (H)	104	81	2-6-09 (A)	20	35	
2-2-42 (A)	35	41	ALABAMA-BIR. (1-1)			1-25-79 (A)	*86	83	2-26-09 (H)	20	26
2-9-42 (H)	50	34	12-20-80 (UKIT)	61	53	1-29-79 (H)	66	59	1-28-10 (A)	17	87
3-1-42 (SEC)	36	34	3-15-81 (NCAA)	62	69	1-2-80 (H)	67	65	3-5-10 (H)	13	31
1-30-43 (A)	32	41	ALASKA (2-0)			1-30-80 (A)	64	62	3-11-10 (A)	9	51
2-6-43 (H)	67	41	1-11-79 (GAS)	97	68	2-28-80 (SEC)	69	61	1-12-12 (H)	32	13
3-3-45 (SEC)	52	41	12-19-80 (UKIT)	91	56	1-7-81 (A)	79	66	2-1-12 (H)	52	10
3-2-46 (SEC)	59	30	AJLUMI (3-0)			2-4-81 (H)	102	74	3-1-13	20	18
2-3-47 (A)	48	37	1-25-33 (H)	53	20	1-6-82 (H)	83	71	CENTENARY (3-1)		
2-17-47 (H)	63	33	12-10-34 (H)	61	10	2-3-82 (A)	*81	83	2-7-23 (H)	21	38
2-5-48 (A)	41	31	1-27-40 (H)	62	25	3-4-82 (H)	89	86	12-21-36 (H)	37	19
2-16-48 (H)	63	33	ARIZONA (1-0)			1-15-83 (H)	67	75	12-22-37 (H)	35	25
2-2-49 (A)	56	40	3-16-46 (NIT)	77	53	2-12-83 (A)	71	69	12-27-40 (H)	70	18
2-14-49 (H)	74	32	ARKANSAS (4-0)			1-3-84 (A)	63	82	CENTRAL MICHIGAN (1-0)		
2-25-50 (A)	66	64	12-18-45 (H)	67	42	2-11-84 (H)	84	64	3-20-75 (NCAA)	90	73
2-13-50 (H)	77	57	12-13-48 (H)	76	39	3-10-84 (SEC)	51	49	CENTRE (18-10)		
1-13-51 (H)	65	48	1-2-50 (A)	57	53	AUSTIN PEAY (1-0)			2-15-16 (A)	38	5
1-26-52 (A)	71	67	3-25-78 (NCAA)	65	59	3-15-73 (NCAA)	106	100	2-29-16 (H)	38	16
3-1-54 (A)	68	43	ARKANSAS STATE (1-0)			BAYLOR (6-0)			1-17-17 (H)	31	21
2-28-55 (H)	66	52	1-18-45 (H)	75	6	12-23-46 (H)	75	34	2-16-17 (A)	24	38
2-25-56 (N)	77	101	ARMY (1-0)			3-23-48 (NCAA)	58	42	1-17-18 (A)	21	29
2-23-57 (H)	79	60	12-21-69 (UKIT)	80	65	3-29-48 (O.T.)	77	59	2-21-18 (H)	22	20
2-22-58 (N)	45	43	ASHLAND YMCA (2-0)			12-16-61 (H)	94	60	3-9-18 (Low)	12	22
2-23-59 (H)	39	32	1-10-14 (H)	28	15	12-14-63 (H)	101	65	1-25-19 (A)	30	38
2-22-60 (N)	75	55	1-20-14 (A)	30	19	12-8-79 (H)	80	46	2-24-19 (H)	10	19
2-25-61 (H)	80	53	AUBURN (52-11)						2-14-20 (A)	15	44
2-22-62 (A)	73	65	1-29-20 (H)	40	25	Berea (11-0)			3-6-20 (H)	*18	20
2-25-63 (H)	80	63	2-8-26 (H)	35	26	1-9-26 (H)	37	23	2-8-21 (A)	27	29
2-24-64 (A)	59	65	2-28-42 (SEC)	40	31	1-4-28 (H)	37	16	2-18-21 (H)	20	13
2-22-65 (A)	71	75	2-28-46 (SEC)	69	24	12-31-29 (H)	29	26	2-4-22 (A)	27	21
3-1-65 (H)	78	72	2-23-47 (SEC)	84	18	12-31-30 (H)	41	25	2-20-22 (H)	40	23
1-31-66 (H)	82	62	3-4-49 (SEC)	70	39	12-22-31 (H)	52	27	2-27-23 (H)	14	21
2-14-66 (H)	90	67	1-5-51 (H)	79	35	12-17-35 (H)	58	30	2-14-23 (A)	10	17
2-25-67 (A)	71	81	3-2-51 (SEC)	84	54	12-12-36 (H)	70	26	2-9-24 (H)	27	18
3-6-67 (H)	110	78	1-30-52 (A)	88	48	12-5-37 (H)	67	33	2-21-24 (H)	38	24
1-8-68 (A)	84	76	2-27-54 (N)	109	79	12-9-39 (H)	74	24	1-17-25 (H)	33	26
2-24-68 (A)	96	83	2-26-55 (H)	93	59	12-4-43 (H)	54	40	2-21-25 (H)	39	10
1-27-69 (A)	83	70	2-4-56 (N)	82	81	12-4-44 (H)	56	32	1-22-26 (H)	45	25
2-24-69 (H)	108	79	2-25-57 (H)	103	85	BETHANY (1-0)			2-4-26 (A)	46	19
1-26-70 (H)	86	71	2-24-58 (N)	63	64	2-4-11 (H)	24	11	1-29-27 (H)	27	25
2-23-70 (A)	98	89	2-21-59 (H)	75	56	BOWLING GREEN (2-0)			2-12-27 (A)	22	16
1-25-71 (A)	86	73	2-20-60 (A)	61	61	2-11-49 (N)	63	61	1-9-28 (A)	36	25
2-22-71 (H)	101	74	2-27-61 (H)	77	51	12-17-76 (UKIT)	77	59	2-18-28 (H)	30	20
1-31-72 (H)	77	74	2-25-62 (A)	63	60	BRADLEY (3-0)			2-13-29 (H)	47	11

SCORES VS. ALL OPPONENTS

Date	Ky.	Opp.	Date	Ky.	Opp.	Date	Ky.	Opp.	Date	Ky.	Opp.	Date	Ky.	Opp.
COLUMBIA (1-0)			1-8-65 (A)	78	64	2-19-68 (A)	106	87	1-19-07 (H)	16	15	INDIANA CENTRAL (4-0)		
3-18-48 (NCAA)	76	53	2-7-65 (H)	85	75	1-13-69 (H)	88	67	2-21-07 (A)	8	19	11-28-46 (H)	78	36
CORNELL (1-0)			2-17-66 (H)	75	78	2-17-69 (A)	85	77	2-11-08 (A)	22	30	11-29-47 (H)	80	41
12-28-66 (H)	77	92	1-14-67 (A)	72	89	1-12-70 (A)	72	71	3-3-08 (H)	18	15	11-29-48 (H)	74	38
CREIGHTON (7-4)			12-4-67 (H)	99	76	2-16-70 (H)	116	86	2-8-09 (H)	45	32	12-3-49 (H)	94	61
1-10-30 (H)	27	28	1-13-68 (A)	96	76	1-11-71 (H)	79	66	2-15-09 (A)	48	19	IOWA (2-0)		
1-10-30 (H)	25	21	1-11-69 (H)	88	67	2-15-71 (A)	107	85	1-22-10 (H)	31	11	12-23-77 (H)	104	65
1-6-83 (A)	32	26	2-15-69 (A)	81	82	1-17-72 (A)	73	85	2-4-10 (A)	16	34	12-2-79 (GAS)	57	50
2-7-33 (A)	22	34	1-10-70 (A)	88	69	2-21-72 (H)	87	63	3-8-10 (H)	24	13	IOWA (3-2)		
2-22-35 (H)	63	42	2-14-70 (H)	110	65	1-15-73 (H)	89	68	2-17-11 (A)	47	22	3-17-56 (NCAA)	77	89
2-23-35 (H)	24	12	1-9-71 (H)	101	75	2-19-73 (A)	99	86	1-5-12 (H)	38	12	12-21-62 (UKIT)	94	69
2-22-36 (H)	29	31	2-13-71 (A)	65	74	1-7-74 (H)	80	74	3-1-12 (A)	19	18	12-4-64 (H)	85	77
2-21-36 (H)	68	38	2-15-72 (A)	70	72	2-9-74 (A)	86	72	1-18-16 (A)	29	22	12-4-72 (H)	66	79
1-8-37 (H)	59	36	2-19-72 (H)	95	68	1-6-75 (A)	96	77	1-31-16 (H)	30	22	12-14-73 (A)	88	80
12-19-40 (A)	45	54	1-13-73 (H)	95	65	2-8-75 (H)	75	61	1-27-17 (A)	19	22	IOWA STATE (1-0)		
1-2-48 (A)	65	23	2-17-73 (A)	94	83	1-12-76 (H)	92	76	2-21-17 (H)	32	18	12-9-64 (H)	100	74
CLUMBERLAND (4-1)			1-25-74 (A)	91	82	2-9-76 (A)	81	86	1-24-18 (H)	22	18	INSTANBUL (1-0)		
3-1-17 (A)	48	20	2-25-74 (H)	65	75	1-3-77 (H)	64	59	2-14-18 (A)	25	16	8-10-66 (IUT)	82	36
2-28-18 (A)	42	21	1-25-75 (H)	87	65	3-7-77 (A)	72	54	1-18-19 (H)	30	32	JACKSONVILLE (1-1)		
2-8-19 (A)	22	21	2-24-75 (A)	58	66	1-30-78 (H)	90	73	2-15-19 (A)	18	22	3-14-70 (NCAA)	100	106
2-26-20 (A)	21	30	1-24-76 (A)	89	82	1-24-76 (A)	78	67	1-31-20 (H)	25	14	12-18-81 (UKIT)	107	91
1-15-21 (H)	37	21	2-22-76 (A)	96	89	1-22-79 (H)	73	64	2-17-20 (A)	28	16	KANSAS (15-1)		
DARTMOUTH (3-1)			1-17-77 (A)	73	71	2-19-79 (A)	90	74	1-18-21 (H)	38	23	12-16-50 (H)	68	39
3-21-42 (NCAA)	28	47	1-7-77 (H)	104	78	12-17-70 (N)	95	69	2-15-21 (A)	56	11	12-14-59 (A)	77	72
12-27-62 (H)	95	49	1-7-77 (H)	86	67	1-26-80 (H)	56	49	1-14-22 (H)	17	26	12-6-69 (H)	115	85
1-2-65 (H)	107	77	2-4-78 (H)	88	61	1-3-81 (H)	76	66	2-6-22 (A)	26	17	12-4-71 (A)	79	69
12-21-74 (H)	102	77	1-3-79 (A)	65	76	1-31-81 (A)	71	68	2-24-22 (SIA)	41	21	12-23-72 (H)	77	71
DAYTON (3-1)			1-27-79 (H)	87	81	1-2-82 (A)	68	66	1-13-23 (A)	24	13	12-3-73 (A)	63	71
1-11-47 (H)	70	29	2-17-80 (A)	76	63	1-30-82 (H)	82	75	2-19-23 (H)	21	48	12-23-74 (LV)	100	63
12-21-55 (UKIT)	74	89	1-13-80 (H)	95	70	1-29-83 (A)	65	70	1-12-24 (A)	32	24	12-13-75 (A)	54	48
3-11-66 (NCAA)	86	79	1-21-81 (H)	102	48	2-26-83 (H)	81	72	2-11-24 (H)	39	35	12-11-76 (H)	90	63
12-22-67 (UKIT)	88	85	1-18-81 (A)	69	56	1-28-84 (H)	64	40	1-10-25 (H)	25	17	12-10-77 (A)	73	66
DEPAUL (17-3)			1-20-82 (A)	91	76	2-25-84 (A)	66	64	2-14-25 (A)	36	21	12-10-77 (A)	67	66
2-20-43 (A)	44	53	2-17-82 (H)	84	78	3-8-84 (SEC)	92	79	1-12-26 (A)	36	21	12-12-79 (A)	57	56
12-12-46 (H)	64	45	1-17-83 (H)	70	63	GEORGIA TECH (50-13)			1-30-26 (H)	25	20	12-13-80 (H)	87	73
2-8-47 (A)	47	53	2-14-83 (A)	73	61	2-23-24 (H)	33	27	2-1-27 (A)	19	26	12-12-81 (A)	77	74
12-10-47 (N)	74	50	1-17-84 (A)	57	69	2-6-25 (A)	18	16	12-14-29 (H)	46	9	12-29-82 (LV)	82	62
1-31-48 (A)	68	51	2-13-84 (H)	67	65	1-16-26 (H)	25	24	12-18-30 (H)	67	19	12-10-84 (A)	72	50
12-8-48 (N)	67	36	FLORIDA STATE (5-2)			1-22-27 (A)	16	48	12-15-31 (H)	66	24	KANSAS STATE (7-0)		
1-22-49 (N)	56	45	12-1-58 (H)	91	68	1-11-28 (H)	31	35	12-12-32 (H)	62	21	1-4-40 (H)	53	26
12-21-49 (N)	49	47	12-3-60 (H)	58	63	1-16-29 (A)	19	33	12-9-33 (H)	41	12	12-20-40 (A)	28	25
1-21-50 (A)	86	53	12-12-62 (H)	83	54	2-8-30 (H)	39	19	12-6-35 (NCAA)	42	17	3-27-51 (NCAA)	68	58
1-8-51 (A)	63	55	3-18-72 (NCAA)	54	73	2-9-31 (A)	38	34	12-9-36 (H)	46	21	12-23-61 (UKIT)	80	67
2-19-51 (A)	60	57	3-7-77 (Lou.)	97	57	2-16-31 (A)	35	16	12-2-38 (H)	39	19	12-23-66 (UKIT)	83	79
12-20-51 (H)	63	61	3-7-77 (Hou.)	97	57	2-11-33 (H)	45	22	GEORGETOWN U. (0-2)			12-6-71 (A)	71	64
2-23-52 (A)	63	63	3-11-78 (NCAA)	85	76	2-10-34 (H)	49	25	2-11-22 (A)	23	28	12-6-76 (NTI)	81	78
1-11-54 (H)	81	63	3-8-80 (NCAA)	97	78	2-9-35 (H)	57	30	3-31-84 NCAA	40	53	KENTUCKY WESLEYAN (9-2)		
2-20-54 (A)	76	61	FT. BENNING (1-0)			2-28-37 (SEC)	40	30	GREAT LAKES NAVY (0-2)			1-8-10 (A)	13	12
1-10-55 (H)	92	59	1-7-46 (H)	81	25	2-19-40 (A)	39	44	3-14-42 (Lou.)	47	58	1-27-11 (A)	19	21
2-19-55 (A)	76	72	FT. KNOX (7-0)			1-20-41 (A)	47	37	3-6-43 (Lou.)	39	53	1-9-17 (H)	23	13
12-12-55 (H)	71	69	1-4-43 (H)	64	30	2-17-41 (H)	60	41	HARDIN-SIMMONS (1-0)			2-9-18 (A)	21	21
2-18-56 (A)	79	81	12-1-43 (H)	51	18	1-20-42 (A)	63	53	1-13-19 (H)	83	55	1-13-19 (H)	46	5
12-18-70 (UKIT)	106	85	1-31-44 (H)	76	48	2-16-42 (H)	57	51	2-22-19 (H)	18	13	2-22-19 (H)	18	13
DEPAUL (1-2)			12-2-44 (H)	56	23	1-19-43 (A)	38	36	HOLY CROSS (2-0)			2-21-20 (H)	43	13
1-24-10 (H)	11	24	12-1-45 (H)	59	36	2-15-43 (H)	58	31	3-20-48 (NCAA)	60	52	1-12-21 (H)	38	13
2-9-10 (A)	10	28	FT. KNOX (cont.)			1-22-45 (A)	64	58	1-12-48 (A)	51	48	1-12-21 (H)	38	13
2-5-44 (H)	38	35	12-2-46 (H)	68	31	2-3-45 (A)	51	32	HOUSTON (2-0)			1-10-27 (A)	25	31
DETROIT (1-1)			12-1-47 (H)	80	41	1-21-46 (A)	68	43	12-29-56 (SB)	111	76	2-18-30 (H)	32	20
1-10-44 (A)	26	34	GEORGIA (70-10)			1-28-46 (H)	54	26	1-22-84 (H)	74	67	12-10-38 (H)	57	18
12-7-82 (H)	83	46	3-1-21 (SIAA)	20	19	1-20-47 (A)	70	47	IDAHO (2-0)			LA SALLE (3-0)		
DUKE (10-4)			2-3-23 (H)	19	23	2-22-47 (H)	83	46	12-9-46 (H)	65	35	12-22-53 (UKIT)	73	60
3-3-30 (SC)	32	37	2-7-25 (A)	24	28	3-1-47 (SEC)	75	53	12-17-55 (H)	91	49	12-22-54 (UKIT)	63	54
2-28-31 (SC)	35	30	2-28-25 (SC)	31	32	1-19-48 (H)	71	56	ILLINOIS (11-4)			12-2-78 (H)	109	77
2-6-32 (H)	37	30	2-15-26 (A)	22	18	2-21-48 (H)	78	54	1-5-25 (A)	25	36	LEXINGTON HIGH (1-1)		
12-21-53 (UKIT)	85	69	2-27-26 (SC)	39	34	3-6-48 (A)	54	43	3-20-42 (NCAA)	46	44	1-9-09 (H)	29	9
2-1-56 (H)	81	85	2-15-28 (SC)	33	16	2-19-49 (H)	78	32	12-20-43 (A)	41	43	1-13-11 (H)	29	36
12-18-56 (A)	84	76	3-2-29 (SC)	24	26	2-19-49 (H)	78	32	2-7-44 (H)	51	40	LEXINGTON YMCA (2-5)		
12-2-57 (H)	78	74	2-1-30 (A)	22	21	2-16-50 (A)	61	47	3-22-49 (NCAA)	76	47	2-18-03 (H)	11	10
12-8-58 (A)	64	64	2-14-30 (H)	36	23	2-18-50 (H)	97	62	3-24-51 (NCAA)	76	74	1-16-07 (H)	17	25
12-31-63 (SB)	81	79	2-13-31 (A)	16	25	1-22-51 (A)	82	61	12-22-56 (UKIT)	91	70	3-1-07 (A)	22	41
3-18-66 (NCAA)	83	79	3-2-40 (SEC)	51	43	2-9-51 (H)	75	42	12-30-58 (NCAA)	76	75	1-10-08 (H)	19	29
12-20-69 (UKIT)	98	76	1-19-42 (H)	51	26	1-31-42 (H)	55	38	12-21-60 (H)	83	78	2-15-08 (H)	19	23
3-27-78 (NCAA)	94	88	1-31-42 (H)	55	38	1-18-43 (A)	60	28	12-19-64 (H)	86	91	2-16-12 (H)	32	20
11-17-79 (N)	*76	80	1-18-43 (A)	60	28	2-9-52 (H)	93	42	1-28-65 (A)	86	68	1-24-13 (H)	25	27
3-13-80 (NCAA)	54	55	2-26-43 (SEC)	59	30	2-28-52 (SEC)	80	59	12-5-66 (H)	97	98	LONG ISLAND U. (2-1)		
12-17-82 (UKIT)	55	42	3-2-44 (SEC)	57	29	1-9-54 (H)	105	5						

SCORES VS. ALL OPPONENTS


Date	Ky.	Opp.	Date	Ky.	Opp.	Date	Ky.	Opp.	Date	Ky.	Opp.	Date	Ky.	Opp.
1-27-68 (A)	121	95	2-26-16 (H)	36	25	1-2-71 (A)	103	99	12-13-41 (A)	41	43	1-2-43 (H)	40	45
2-3-68 (H)	109	96	1-22-19 (H)	27	16	2-6-71 (A)	121	86	12-13-43 (A)	40	28	12-23-44 (H)	53	48
1-25-69 (A)	108	96	12-13-40 (H)	53	14	1-8-72 (H)	93	82	3-20-45 (NCAA)	37	45	12-4-57 (A)	61	54
2-22-69 (H)	103	89	MERCER (10-1)			2-12-72 (A)	90	82	12-19-69 (UKIT)	73	59	12-19-58 (UKIT)	95	76
1-24-70 (H)	109	96	1-26-21 (SIAA)	49	24	1-6-73 (A)	58	61	1-18-28 (A)	26	32	12-28-59 (H)	96	93
2-21-70 (A)	121	105	2-25-22 (SIAA)	22	35	2-10-73 (H)	88	70	12-29-58 (H)	82	69	3-18-61 (NCAA)	74	87
1-23-71 (A)	82	79	MEXICO U. (3-0)			1-19-74 (H)	93	64	12-17-69 (UKIT)	73	59	3-17-62 (NCAA)	64	74
2-20-71 (H)	110	73	2-16-33 (H)	81	22	2-18-74 (A)	60	61	12-18-40 (A)	39	40	3-16-68 (NCAA)	81	82
1-29-72 (H)	89	75	1-24-83 (H)	60	30	1-18-75 (A)	85	82	12-16-41 (H)	42	27	12-3-80 (H)	70	64
2-26-72 (A)	71	88	1-24-83 (H)	56	26	2-17-75 (H)	108	89	12-15-72 (UKIT)	85	60	12-5-81 (A)	78	62
1-27-73 (A)	86	71	MEXICO YMCA (1-0)			1-19-74 (H)	89	81	12-19-58 (UKIT)	73	59	OHIO UNIVERSITY (8-1)		
2-24-73 (H)	94	76	1-8-24 (H)	25	14	2-28-76 (A)	94	87	2-12-06 (A)	12	29	2-26-44 (H)	51	35
1-5-74 (A)	84	95	12-3-56 (H)	114	75	2-21-77 (A)	100	73	1-5-35 (MSG)	22	23	1-16-45 (H)	59	46
2-4-74 (H)	73	70	MIAMI (FL) (1-0)			1-19-74 (H)	81	69	1-8-36 (MSG)	28	41	2-19-45 (A)	61	38
1-4-75 (H)	115	80	1-12-06 (H)	10	15	1-16-78 (H)	76	56	1-5-46 (H)	57	48	2-19-46 (A)	60	52
2-3-75 (A)	77	76	2-17-06 (A)	19	29	2-13-78 (H)	64	52	3-13-76 (NIT)	67	61	1-4-47 (H)	46	36
2-2-76 (H)	85	71	1-19-12 (H)	31	14	2-18-79 (H)	90	64	2-29-24 (SIAA)	20	41	1-12-48 (A)	79	57
3-1-76 (A)	85	70	2-27-13 (H)	24	16	2-5-79 (A)	87	82	2-27-32 (SC)	42	43	3-13-64 (NCAA)	69	85
1-22-77 (H)	87	72	3-8-19 (H)	14	38	2-28-79 (SEC)	82	77	1-5-50 (H)	83	44	3-19-82 (NCAA)	57	40
2-29-77 (A)	90	76	12-20-27 (H)	31	36	1-9-80 (A)	79	73	12-18-59 (UKIT)	76	70	2-9-11 (A)	19	37
1-14-78 (H)	96	76	12-21-28 (H)	43	42	2-6-80 (H)	86	72	12-13-60 (N)	70	65	12-14-66 (NIT)	45	29
2-11-78 (A)	94	95	12-20-29 (H)	35	20	2-29-80 (SEC)	70	67	12-17-62 (H)	66	68	12-30-46 (SB)	31	37
1-6-79 (H)	89	93	12-6-41 (H)	35	21	1-14-81 (H)	64	55	12-9-63 (H)	100	80	3-26-49 (NCAA)	46	36
2-3-79 (A)	61	70	12-6-41 (H)	35	21	2-11-81 (A)	62	55	12-7-64 (N)	67	82	12-21-74 (UKIT)	90	65
3-2-79 (SEC)	80	67	12-16-46 (H)	62	49	1-13-82 (A)	65	67	12-13-66 (H)	55	64	OKLAHOMA STATE (3-1)		
1-28-80 (H)	60	65	1-5-48 (A)	67	53	2-10-82 (H)	72	62	12-12-67 (N)	77	84	12-21-46 (H)	43	33
2-24-80 (A)	76	74	3-14-58 (NCAA)	94	70	3-5-82 (H)	72	62	12-7-68 (H)	77	87	OREGON (1-0)		
3-1-80 (SEC)	78	80	1-2-61 (H)	70	58	1-3-83 (H)	72	60	12-8-69 (N)	94	87	12-16-72 (UKIT)	95	68
1-19-81 (A)	67	81	12-2-61 (H)	93	61	3-8-83 (A)	61	58	12-11-72 (LV)	70	78	OREGON STATE (3-0)		
3-1-81 (H)	73	71	12-2-68 (A)	86	77	2-1-84 (H)	68	55	12-10-73 (N)	84	101	12-22-66 (UKIT)	96	76
1-25-82 (H)	76	65	3-15-69 (NCAA)	72	71	3-1-84 (H)	76	57	12-9-74 (LV)	90	78	12-22-70 (H)	84	78
2-27-82 (A)	78	94	12-29-69 (H)	80	58	MISSISSIPPI STATE (58-10)			12-8-75 (H)	77	90	12-20-75 (UKIT)	82	74
1-5-83 (H)	52	50	12-1-73 (H)	81	68	2-28-21 (SIAA)	28	13	3-19-77 (NCAA)	72	79	12-20-77 (UKIT)	82	74
3-5-83 (A)	60	74	12-2-74 (A)	80	73	1-26-22 (H)	28	21	12-26-81 (N)	69	82	OTTENBERG (0-1)		
1-7-84 (A)	96	80	3-10-75 (H)	91	69	1-14-24 (H)	16	17	12-10-11 (A)	69	82	2-10-11 (A)	27	41
3-3-84 (H)	90	68	3-16-78 (NCAA)	91	69	2-27-25 (SC)	31	26	12-13-66 (H)	55	64	PENNSYLVANIA (2-0)		
LOUISVILLE COLISEUM (1-1)			MICHIGAN (4-1)			3-1-26 (SC)	26	31	12-12-67 (N)	77	84	12-9-67 (H)	64	49
2-8-08 (H)	29	28	12-20-24 (H)	11	21	2-1-29 (A)	25	23	12-7-68 (H)	77	87	12-14-68 (A)	102	78
2-22-08 (A)	18	30	3-12-66 (NCAA)	84	77	2-29-29 (A)	32	14	12-8-69 (N)	94	87	12-16-72 (UKIT)	95	68
LOUISVILLE (10-4)			12-2-67 (A)	96	79	1-24-30 (H)	43	17	12-11-72 (LV)	70	78	12-22-66 (UKIT)	96	76
2-15-13 (H)	34	10	12-20-68 (UKIT)	112	104	1-25-30 (H)	20	14	12-9-74 (LV)	90	78	12-22-70 (H)	84	78
2-7-14 (H)	22	17	12-5-70 (A)	104	95	2-28-33 (SEC)	46	27	12-8-75 (H)	77	90	12-20-75 (UKIT)	82	74
1-22-15 (H)	18	14	MICHIGAN STATE (10-6)			2-28-36 (SEC)	41	39	3-19-77 (NCAA)	72	79	12-20-77 (UKIT)	82	74
2-27-15 (A)	15	26	2-13-35 (A)	26	32	2-13-39 (H)	39	28	12-26-81 (N)	69	82	2-10-11 (A)	27	41
2-12-16 (H)	22	28	1-21-36 (H)	27	19	2-13-40 (H)	45	37	12-7-68 (H)	77	87	PENNSYLVANIA (2-0)		
1-17-22 (H)	38	14	1-2-37 (H)	28	21	2-27-43 (SEC)	52	43	12-8-69 (N)	94	87	12-14-68 (A)	102	78
1-21-22 (H)	29	22	1-14-37 (A)	23	24	1-4-50 (N)	87	55	3-19-47 (NIT)	60	42	3-21-52 (NCAA)	82	54
3-27-48 (N)	61	57	1-8-38 (A)	37	42	3-2-50 (SEC)	92	70	12-15-62 (H)	71	60	3-21-55 (NCAA)	84	59
3-20-51 (NCAA)	79	68	2-7-58 (H)	44	27	2-2-51 (A)	89	60	12-15-62 (H)	71	60	3-31-48 (OH T.)	49	53
3-13-59 (NCAA)	61	76	1-13-45 (H)	66	35	3-1-51 (SEC)	80	60	12-11-65 (H)	86	75	PITTSBURGH (4-0)		
3-26-63 (NCAA)	68	80	2-5-45 (A)	50	66	2-11-52 (H)	110	66	12-10-66 (A)	118	116	12-23-35 (H)	35	17
12-26-84 (H)	65	44	1-12-46 (H)	55	44	2-15-54 (H)	81	49	12-1-70 (A)	115	100	2-29-37 (SB)	40	29
3-22-84 (NCAA)	72	67	2-2-46 (H)	59	51	2-7-55 (A)	61	56	12-1-71 (H)	94	85	3-15-57 (NCAA)	98	92
LOUISVILLE YMCA (1-0)			1-27-47 (H)	86	36	2-13-56 (H)	86	65	11-30-74 (H)	97	70	3-5-60 (H)	73	66
1-17-14 (H)	30	21	1-10-48 (A)	47	45	2-11-57 (A)	81	89	12-1-75 (A)	77	89	PORTLAND STATE (1-0)		
1-31-14 (H)	59	12	3-16-57 (NCAA)	68	80	2-10-65 (H)	72	62	12-16-77 (UKIT)	114	88	12-16-77 (UKIT)	114	88
LOYOLA (Chicago) (4-3)			12-13-71 (H)	85	91	2-9-59 (A)	58	66	1-12-29 (A)	19	16	1-12-29 (A)	19	16
3-14-49 (NIT)	56	67	12-2-72 (A)	75	66	2-8-60 (H)	90	59	2-10-36 (A)	20	41	1-31-26 (H)	26	30
3-13-51 (H)	97	61	3-18-78 (NCAA)	52	49	2-13-61 (A)	68	62	1-5-37 (LV)	28	41	12-18-71 (UKIT)	96	82
1-7-57 (H)	81	62	MIDDLE TENNESSEE (0-1)			2-12-62 (H)	44	49	1-15-38 (A)	38	47	3-12-77 (NCAA)	72	59
1-25-57 (A)	115	65	3-4-82 (NCAA)	44	50	2-11-63 (A)	52	56	1-14-39 (LV)	38	42	12-23-77 (NIT)	79	78
12-30-57 (H)	75	42	1-13-51 (A)	57	61	2-10-64 (H)	65	59	1-13-40 (A)	47	52	3-18-76 (NIT)	79	78
2-15-58 (A)	56	57	12-13-51 (A)	57	61	2-8-65 (H)	74	56	2-7-42 (A)	43	46	12-25-49 (A)	60	54
3-14-64 (NCAA)	91	100	12-28-53 (H)	74	59	2-19-66 (A)	73	69	1-4-41 (LV)	47	48	12-9-50 (H)	70	52
LOYOLA (N.O.) (1-0)			12-20-55 (UKIT)	72	65	2-11-67 (H)	72	77	1-8-44 (LV)	55	54	12-19-70 (UKIT)	83	89
12-30-63 (SB)	86	64	12-21-57 (UKIT)	78	58	2-18-67 (A)	103	74	1-27-45 (LV)	58	59	12-22-79 (UKIT)	61	60
MAINE (1-0)			MISSISSIPPI (64-5)			2-10-68 (A)	92	84	1-26-46 (A)	47	56	12-28-84 (LV)	86	67
12-30-63 (H)	100	54	1-9-25 (H)	26	23	2-17-68 (H)	107	81	2-1-47 (LV)	60	30	RODDE ISLAND (1-0)		
2-28-14 (H)	19	17	2-11-27 (H)	17	37	1-6-69 (A)	91	72	2-2-48 (A)	55	64	3-20-46 (NIT)	46	45
3-3-16 (H)	22	27	2-27-28 (SC)	23	41	2-10-69 (H)	91	69	1-29-49 (LV)	62	38	12-10-11 (A)	11	52
3-4-16 (H)	23	37	2-22-29 (H)	35	30	1-5-70 (H)	111	76	1-23-50 (A)	51	64	1-30-17 (H)	33	12
MARQUETTE (7-4)			2-23-29 (H)	32	24	2-9-70 (A)	86	57	1-15-51 (H)	69	44	1-30-17 (H)	33	12
2-14-38 (H)	35	33	1-25-33 (SEC)	49	31	1-4-71 (A)	79	71	2-2-52 (N)	71	66	SALONIKA U (1-0)		
2-4-39 (H)	37	31	3-2-39 (SEC)	49	30	2-8-71 (H)	102	83	3-15-58 (NCAA)	89	56	8-6-66 (IUT)	91	60
2-4-40 (A)	31	40	2-10-41 (H)	60	41	1-10-72 (H)	104	76	2-14-59 (N)	71	52	SEATTLE (1-0)		
3-11-55 (NCAA)	71	79	2-27-41 (SEC)	62	52	2-14-72 (A)	63	55	2-13-60 (H)	68	65	3-22-58 (NCAA)	84	72

SCORES VS. ALL OPPONENTS

Date	Ky.	Opp.	Date	Ky.	Opp.	Date	Ky.	Opp.	Date	Ky.	Opp.	Date	Ky.	Opp.
ST. JOHN'S (9-3)			2-16-35 (A)	38	36	2-6-82 (H)	77	67	2-20-26 (H)	30	20	1-22-83 (A)	82	77
12-30-43 (A)	44	38	1-25-36 (H)	40	31	1-31-83 (A)	63	65	1-15-27 (H)	32	48	2-19-83 (H)	82	63
3-22-44 (NIT)	45	49	2-15-36 (A)	28	39	2-27-83 (H)	69	61	1-14-28 (H)	43	23	1-20-84 (H)	67	46
12-29-45 (A)	75	59	3-1-36 (SEC)	28	39	1-30-84 (H)	93	74	2-8-28 (A)	54	29	2-19-84 (A)	58	54
12-21-46 (N)	70	50	1-23-37 (H)	43	26	2-27-84 (A)	58	63	1-21-31 (A)	42	37	VERNON COLLEGE (1-0)		
12-23-47 (A)	52	40	2-13-37 (A)	24	26	TEXAS A&M (2-1)			2-20-31 (H)	43	23	2-13-66 (A)	32	14
12-18-48 (A)	57	40	3-1-37 (SEC)	39	25	12-30-41 (H)	49	29	2-10-32 (A)	61	37	VILLANOVA (3-0)		
12-15-49 (A)	58	69	1-22-38 (N)	39	25	12-14-46 (H)	83	18	2-20-32 (H)	31	32	3-21-49 (NCAA)	85	72
12-23-50 (A)	43	37	2-26-38 (A)	52	27	12-22-78 (UKIT)	69	73	1-31-33 (A)	40	29	12-29-49 (SB)	57	56
3-22-51 (NCAA)	59	43	2-26-38 (A)	29	26	TEXAS CHRISTIAN (1-0)			2-18-33 (H)	45	28	12-4-82 (H)	93	79
12-17-51 (H)	81	40	1-21-39 (H)	29	30	12-2-76 (H)	103	53	2-3-34 (A)	48	26	VIRGINIA (6-2)		
3-22-52 (NCAA)	57	64	2-18-39 (A)	36	**34	TEXAS TECH (2-0)			2-17-34 (H)	47	27	1-22-14 (A)	23	39
12-17-77 (UKIT)	102	72	3-4-39 (SEC)	46	38	12-2-63 (H)	107	91	2-2-35 (A)	58	22	2-13-22 (A)	30	32
ST. JOSEPH'S (1-0)			1-20-40 (H)	35	27	12-22-65 (A)	89	73	3-2-35 (H)	53	19	2-14-24 (H)	29	16
1-6-39 (A)	41	30	2-17-40 (A)	23	26	TEXAS-EL PASO (0-1)			2-1-36 (A)	23	32	1-16-28 (A)	31	28
ST. LOUIS (7-9)			3-1-40 (SEC)	30	29	3-19-66 (NCAA)	65	72	2-24-36 (H)	61	41	1-2-62 (H)	93	73
12-30-48 (SB)	40	42	1-18-41 (A)	22	32	TRANSYLVANIA (NU) (6-7)			1-30-37 (A)	41	26	11-30-63 (H)	75	64
12-29-50 (SB)	42	43	2-15-41 (H)	37	28	2-20-03 (H)	2	42	2-20-37 (H)	51	19	12-4-65 (A)	99	73
12-29-51 (SB)	60	61	3-2-41 (SEC)	33	36	2-11-04 (A)	5	12	1-29-38 (A)	42	19	12-3-66 (H)	104	84
12-18-53 (A)	71	59	1-17-42 (A)	40	46	12-26-04 (A)	12	14	2-21-38 (H)	48	24	VIRGINIA TECH (2-1)		
12-30-54 (H)	82	65	2-14-42 (A)	36	33	1-27-05 (H)	30	29	1-30-39 (A)	51	37	2-19-24 (H)	36	14
12-28-55 (A)	101	80	1-16-43 (A)	30	28	2-4-05 (H)	1	22	2-25-39 (H)	52	27	2-28-56 (SB)	56	55
12-10-56 (H)	70	71	2-13-43 (H)	53	29	2-22-05 (H)	23	33	1-29-40 (A)	32	40	12-1-62 (H)	77	80
12-14-57 (A)	75	60	2-28-43 (SEC)	30	33	2-15-07 (H)	16	14	2-24-40 (H)	43	38	VMI (3-2)		
12-13-58 (H)	76	57	1-20-45 (A)	34	35	3-7-07 (A)	5	19	2-29-40 (SEC)	44	31	12-24-14 (A)	18	32
12-12-59 (A)	61	73	2-17-45 (H)	40	34	1-21-08 (H)	20	15	2-14-41 (A)	51	50	2-9-22 (A)	32	37
12-22-60 (UKIT)	72	**74	3-3-45 (SEC)	39	35	2-4-08 (H)	20	15	2-24-41 (H)	58	31	2-26-26 (SC)	38	25
12-11-61 (H)	86	77	1-19-46 (A)	50	32	1-20-11 (H)	18	23	1-26-43 (H)	39	38	12-1-60 (H)	72	56
12-31-62 (A)	63	87	2-16-46 (H)	54	34	2-28-11 (A)	22	19	2-14-43 (A)	54	43	3-17-77 (NCAA)	93	78
3-2-63 (H)	60	67	1-18-47 (A)	54	39	3-3-11 (H)	30	24	2-4-46 (A)	59	37	WABASH (1-1)		
12-22-64 (A)	75	80	2-15-47 (H)	61	46	TUFTS (1-0)			2-9-46 (N)	64	31	1-6-25 (A)	11	57
1-3-66 (H)	80	70	1-17-48 (A)	65	54	1-31-45 (NCAA)	66	56	1-13-47 (A)	82	30	12-28-46 (H)	96	24
STANFORD (1-0)			2-14-48 (H)	69	42	TULANE (38-5)			2-21-47 (A)	84	41	WAKE FOREST (2-0)		
12-22-73 (UKIT)	78	77	3-6-48 (SEC)	70	47	2-25-21 (SIAA)	50	28	2-27-47 (SEC)	98	29	12-14-53 (H)	101	69
SYRACUSE (4-0)			1-15-49 (A)	66	51	2-12-25 (A)	29	22	2-2-48 (A)	82	51	12-21-63 (UKIT)	98	75
12-30-80 (SB)	69	59	2-8-49 (H)	71	56	2-3-29 (A)	22	34	2-20-48 (A)	79	43	WARSAW UNIVERSITY (2-0)		
12-12-64 (H)	110	77	3-5-49 (SEC)	83	44	3-1-29 (SC)	29	15	1-31-49 (A)	72	50	8-3-66 (IUT)	67	58
3-29-75 (NCAA)	95	79	1-14-50 (A)	53	66	2-26-32 (N)	50	30	2-26-49 (H)	70	37	8-11-66 (IUT)	87	57
12-23-78 (UKIT)	94	87	2-11-50 (H)	79	52	12-20-32 (H)	53	17	1-30-50 (A)	58	54	WASHINGTON (2-0)		
TEMPLE (14-4)			3-4-50 (SEC)	95	58	12-21-32 (H)	42	11	2-25-50 (H)	70	66	12-19-42 (H)	45	38
12-30-44 (A)	45	44	1-20-51 (A)	70	45	12-21-33 (A)	32	22	1-27-51 (A)	74	49	2-7-48 (N)	69	39
1-1-46 (A)	45	53	2-17-51 (H)	86	61	12-22-33 (A)	42	29	2-24-51 (H)	89	57	WASHINGTON & LEE (12-1)		
3-9-46 (LV)	54	43	1-19-52 (A)	65	56	12-20-34 (A)	38	9	3-3-51 (SEC)	57	61	2-8-22 (A)	21	20
3-8-47 (LV)	68	29	2-16-52 (H)	95	40	12-21-34 (A)	52	12	1-28-52 (A)	88	51	12-30-25 (H)	28	22
12-20-47 (A)	59	60	3-1-52 (SEC)	81	66	1-18-35 (H)	63	22	2-21-52 (H)	75	45	2-5-26 (H)	44	34
12-24-48 (LV)	58	38	1-23-54 (A)	97	71	1-19-35 (H)	55	12	1-30-54 (A)	85	63	2-4-27 (H)	34	36
12-5-53 (H)	86	59	2-18-54 (H)	96	63	1-17-36 (H)	49	24	2-22-54 (H)	100	64	2-5-28 (H)	34	28
12-18-54 (H)	79	61	1-22-55 (A)	84	66	1-18-36 (H)	39	21	1-29-55 (A)	75	71	2-8-29 (H)	31	30
1-1-55 (A)	101	69	3-5-55 (H)	104	61	2-5-57 (A)	28	35	2-21-55 (H)	77	59	2-22-30 (H)	*28	26
12-10-55 (H)	61	73	1-21-56 (A)	95	68	2-3-57 (A)	28	25	1-28-56 (A)	73	81	2-6-31 (H)	23	18
12-8-56 (A)	75	58	3-5-56 (H)	101	77	3-3-38 (SEC)	34	36	2-20-56 (H)	76	55	1-30-31 (H)	48	28
12-7-57 (H)	85	**83	1-19-57 (H)	97	72	2-28-41 (SEC)	59	30	1-26-57 (H)	91	83	12-21-38 (H)	67	47
3-21-58 (NCAA)	61	60	3-2-57 (H)	93	75	2-25-43 (SEC)	48	31	2-18-57 (H)	80	65	12-4-42 (H)	62	32
12-6-58 (A)	76	71	1-18-58 (H)	77	68	3-4-44 (SEC)	62	46	1-6-58 (A)	86	81	12-8-51 (H)	96	46
12-20-59 (LV)	97	92	3-1-58 (H)	77	66	11-30-46 (A)	64	35	2-17-58 (H)	65	61	12-1-56 (H)	94	66
12-17-60 (A)	58	66	1-17-59 (H)	79	58	3-1-47 (SEC)	55	38	1-6-59 (A)	66	75	WASHINGTON STATE (1-0)		
12-18-61 (H)	78	55	2-28-59 (A)	69	56	12-22-48 (A)	51	47	2-18-59 (H)	83	71	12-20-74 (UKIT)	97	75
12-8-62 (A)	56	52	1-16-60 (A)	78	68	12-29-48 (A)	78	47	1-5-60 (A)	76	59	WAYNE (1-0)		
TENNESSEE (103-52)			2-27-60 (H)	63	65	3-5-49 (SEC)	68	52	2-16-60 (H)	68	60	3-16-56 (NCAA)	84	64
2-16-10 (H)	20	5	1-21-61 (H)	83	54	1-29-51 (A)	104	68	1-9-61 (A)	62	64	WESTERN KENTUCKY (0-1)		
2-7-12 (H)	27	15	3-4-61 (A)	68	61	2-4-52 (H)	103	54	2-21-61 (H)	60	59	3-18-71 (NCAA)	83	107
2-11-14 (H)	20	14	12-22-61 (UKIT)	96	69	2-29-52 (SEC)	85	61	3-9-61 (SEC)	88	67	WESTERN ONTARIO (4-0)		
2-12-14 (H)	20	18	1-15-62 (A)	95	82	1-16-54 (H)	94	43	1-8-62 (A)	77	68	12-7-45 (H)	51	42
2-5-15 (A)	21	36	3-10-62 (H)	90	59	1-15-55 (A)	58	44	2-19-62 (H)	87	80	12-8-45 (H)	71	28
2-6-15 (A)	22	27	1-19-63 (N)	69	**78	1-12-56 (H)	85	65	1-7-63 (A)	106	82	1-3-48 (H)	98	41
2-17-15 (H)	22	13	3-2-62 (A)	55	63	1-14-57 (A)	60	68	2-18-63 (H)	67	69	12-10-49 (H)	90	18
2-18-15 (H)	20	18	1-18-64 (H)	66	57	1-13-58 (H)	86	50	1-6-64 (A)	83	85	WEST TEXAS STATE (2-0)		
2-23-16 (H)	17	28	2-29-64 (A)	42	38	1-12-49 (A)	85	68	2-17-64 (H)	104	75	12-1-50 (H)	73	43
2-9-17 (H)	20	23	1-16-65 (A)	58	77	1-11-60 (H)	68	42	1-5-65 (H)	79	97	12-4-78 (H)	121	67
2-10-17 (H)	19	22	2-27-65 (H)	61	60	1-14-61 (A)	70	72	2-16-65 (A)	90	91	WEST VIRGINIA (10-4)		
3-2-17 (A)	26	27	2-26-66 (H)	78	64	3-5-62 (H)	97	72	1-15-66 (H)	96	83	2-2-24 (H)	24	21
4-3-17 (A)	10	30	3-5-66 (A)	62	69	1-12-63 (A)	81	72</						

SCORES VS. ALL OPPONENTS

Date	Ky.	Opp.	Date	Ky.	Opp.	Date	Ky.	Opp.	Date	Ky.	Opp.	Date	Ky.	Opp.
2-12-40 (H)	37	29	2-8-43 (H)	48	36	2-28-48 (A)	59	37	2-13-51 (H)	78	51	2-14-55 (H)	66	55
1-9-41 (A)	48	43	1-14-46 (A)	62	36	2-12-49 (H)	96	50	12-10-51 (A)	97	72	1-26-63 (H)	90	76
1-25-41 (H)	44	49	2-23-46 (H)	83	40	2-24-49 (A)	51	40	1-7-52 (H)	83	50	12-6-67 (H)	111	76
1-10-42 (A)	40	39	1-25-47 (H)	71	34	1-26-50 (A)	58	47	12-12-53 (A)	81	66	11-30-68 (H)	115	77
2-21-42 (H)	44	36	2-19-47 (A)	58	31	2-23-50 (H)	58	53	1-4-54 (H)	77	71	YALE (1-0)		
1-9-43 (A)	43	38	12-17-47 (H)	79	37	12-12-50 (A)	67	56	12-11-54 (A)	73	69	12-27-61 (H)	79	58



RECORD AGAINST ALL OPPONENTS

WILDCAT'S RECORD AGAINST ALL OPPONENTS

Team	First Meeting	Last Meeting	UK Won	UK Lost	Team	First Meeting	Last Meeting	UK Won	UK Lost
Advent Memorial Club (Cincy)	1909	1909	0	1	Miami (Ohio)	1905	1978	17	4
Air Force	1965	1965	1	0	Michigan	1924	1970	4	1
Akron	1937	1981	2	0	Michigan State	1935	1978	10	6
Alabama	1923	1984	72	24	Middle Tennessee	1982	1982	0	1
Alabama-Birmingham	1980	1981	1	1	Minnesota	1951	1957	3	1
Alaska	1979	1980	2	0	Mississippi	1925	1984	64	5
Alumni	1934	1941	2	0	Mississippi State	1921	1984	58	10
Arizona	1946	1946	1	0	Missouri	1960	1971	2	0
Arkansas	1945	1978	4	0	Moore's Hill College	1906	1906	1	0
Arkansas State	1945	1945	1	0	Morehead State	1961	1961	1	0
Army	1969	1969	2	0	Naval Academy	1928	1969	2	1
Ashland YMCA	1914	1914	1	0	Nebraska	1940	1972	2	1
Auburn	1921	1984	52	11	Nevada-Las Vegas	1978	1980	2	0
Austin Peay	1973	1973	1	0	New Albany YMCA	1906	1906	0	1
Baylor	1946	1979	6	0	New York U.	1935	1936	0	2
Berea	1926	1945	11	0	Niagra	1976	1976	1	0
Bethany	1911	1911	1	0	North Carolina	1924	1981	6	13
Bowling Green	1949	1976	2	0	North Carolina Charlotte	1976	1976	1	0
Bradley	1949	1979	3	0	North Carolina State	1931	1947	2	0
Brightman Young	1951	1984	3	0	Northwestern	1962	1975	7	1
Butler	1911	1982	4	0	Notre Dame	1929	1982	30	15
California	1979	1979	1	0	Oglethorpe	1934	1934	1	0
Cambridge University	1966	1966	1	0	Ohio State	1933	1981	8	7
Carnegie Tech	1931	1943	2	0	Ohio University	1944	1983	8	1
Centenary	1923	1940	3	1	Ohio Wesleyan	1911	1911	0	1
Central U.	1906	1913	7	9	Oklahoma A&M State	1944	1974	3	1
Central Michigan	1975	1975	1	0	Oklahoma U.	1946	1946	1	0
Centre	1916	1929	18	10	Oregon	1973	1973	1	0
CCNY	1950	1950	0	1	Oregon State	1966	1975	3	0
Chattanooga	1914	1935	9	0	Otterbein	1911	1911	0	1
Chicago	1932	1935	2	0	Pennsylvania	1967	1968	2	0
Christ Church (Cincinnati)	1906	1913	0	3	Penn. State	1952	1955	2	0
Cincinnati U.	1904	1983	22	10	Phillips Oilers	1948	1948	0	1
Cincinnati YMCA	1905	1906	0	3	Pittsburgh	1935	1960	4	0
Clemson	1922	1979	11	3	Portland State	1977	1977	1	0
Colorado State College	1959	1959	1	0	Princeton	1926	1977	2	1
Columbia	1948	1948	1	0	Providence	1976	1976	1	0
Cornell	1966	1966	0	1	Purdue	1949	1983	4	1
Creighton	1930	1948	7	4	Rhode Island	1946	1946	0	0
Cumberland	1917	1921	4	1	Rose Polytechnic	1910	1917	1	1
Dartmouth	1942	1973	3	1	Salonika University	1966	1966	1	0
Dayton	1947	1967	3	1	Seattle	1958	1958	1	0
DePaul	1943	1970	17	3	Sewanee	1923	1934	6	0
DePaul	1910	1944	1	2	South Carolina	1928	1979	8	1
Detroit	1938	1982	1	1	Southern California	1959	1961	0	2
Duke	1930	1980	10	4	Southern Methodist	1956	1977	3	1
Duquesne	1982	1982	1	0	St. Andrews	1915	1915	1	1
Eastern Normal	1928	1928	1	0	St. Johns	1943	1978	9	3
East Tennessee	1980	1980	1	0	St. Josephs	1939	1939	1	0
Florida	1927	1984	50	12	St. Louis	1948	1966	7	9
Florida State	1958	1980	5	2	Stanford	1973	1973	1	0
Ft. Benning	1946	1946	1	0	Syracuse	1950	1978	4	0
Ft. Knox	1943	1947	7	0	Temple	1944	1962	14	4
Georgia	1921	1984	70	10	Tennessee	1910	1984	103	52
Georgia Tech	1924	1975	51	13	Texas A&M	1941	1978	2	1
Georgetown (Ky.) College	1903	1938	35	14	Texas Christian	1976	1976	1	0
Georgetown University	1922	1984	0	2	Texas Tech	1973	1965	2	0
Great Lakes Navy	1942	1943	0	2	Texas Western	1966	1966	0	1
Hardin-Simmons	1965	1965	1	0	Transylvania	1903	1911	6	7
Holy Cross	1948	1948	2	0	Tufts	1945	1945	1	0
Houston	1956	1984	2	0	Tulane	1921	1982	38	5
Idaho	1946	1955	2	0	Tulsa	1947	1948	3	0
Illinois	1925	1984	11	4	UCLA	1951	1975	3	1
Indiana	1924	1983	13	14	Utah	1944	1976	2	2
Indiana Central	1946	1949	4	0	Utah State	1957	1957	1	0
Iona	1977	1979	2	0	Vanderbilt	1912	1983	92	29
Iowa	1956	1973	3	2	Vernon College	1906	1906	1	0
Iowa State	1964	1964	1	0	Villanova	1949	1982	3	0
Istanbul University	1966	1966	1	0	Virginia	1914	1966	6	2
Jacksonville	1970	1981	1	1	Virginia Tech	1924	1962	2	1
Kansas	1950	1983	15	1	YMI	1914	1977	3	2
Kentucky Wesleyan	1910	1938	9	2	Wabash	1925	1946	1	1
La Salle	1953	1978	3	0	Wake Forest	1953	1963	2	0
Lexington High	1909	1911	1	1	Warsaw University	1966	1966	2	0
Lexington YMCA	1903	1912	3	5	Washington U.	1942	1948	2	0
Long Island U.	1939	1947	2	1	Washington & Lee	1922	1956	12	1
Louisiana State	1933	1984	52	11	Washington State	1974	1974	1	0
Louisville Coliseum	1908	1908	1	1	Wayne	1956	1956	1	0
Louisville	1913	1984	10	4	Western Kentucky	1971	1971	0	1
Louisville YMCA	1914	1914	1	0	Western Ontario	1945	1949	4	0
Louisville YMHA	1914	1914	1	0	West Texas State	1950	1978	2	0
Loyola (Chicago)	1949	1964	4	3	West Virginia	1924	1970	10	4
Loyola (La.)	1963	1963	1	0	Wisconsin	1963	1976	2	1
Maine	1980	1980	1	0	Wright Field	1944	1944	1	0
Marietta	1913	1916	2	2	Wyoming	1944	1984	2	0
Marquette	1938	1975	7	4	Xavier	1935	1968	37	2
Marshall	1913	1933	6	0	Yale	1961	1961	1	0
Maryland	1928	1958	4	3					
Maryville	1915	1940	5	0					
Mercer	1921	1922	1	1					
Mexico U.	1933	1942	3	0					
Mexico YMCA	1924	1924	1	0					
Miami (Florida)	1956	1956	1	0					

* Record includes nine games with Mississippi A&M which later became known as Mississippi State.
 * Played in International Universities Tournament at Tel Aviv, Israel, in August, 1966.
 * Pre-Olympia Games exhibitions not included.
 * Record includes 10 games with Kentucky University, which became known as Transylvania in 1909.
 * Record does not take in account the game played between UK and Kentucky Wesleyan Feb. 9, 1918. Unique 21-21 tie resulted from scorer's error which was not discovered until after teams departed.

WILDCAT LETTERMEN

WILDCAT CAGE LETTERMEN

A

Allan Abramson (44) (Mgr.)
John Adams (63, 64, 65)
Don Adkins (Mgr.) (74, 75)
Earl Adkins (55, 57, 58)
Paul Adkins (21, 22)
Marvin Akers (41, 42, 43)
Charles Alberts (25, 26)
Charles Aleksinas (78)
Ermal Allen (40, 41, 42)
Ed Allin (45)
Carl Althaus (43)
H. M. Amoss (04)
Dwight Anderson (79)
Milerd Anderson (34, 35, 36)
Jim Andrews (71, 72, 73)
Paul Andrews (84)
Lee Andrus (03, 04)
Phil Argento (67, 68, 69)
R. H. Arnett (04)
Jay Atkerson (Mgr.) (57, 58, 59)
Randy Azbill (Mgr.) (84)

B

H. A. Babb (11) (Mgr.)
Adrian Back (42)
Stanley Baer (05, 06, 07)
Scotty Baesler (62, 63)
Mike Ballenger (82)
Richard C. Barbee (06, 07, 08, 09)
Cliff Barker (47, 48, 49)
Bill Barlow (43)
B. Barnett (11, 12, 13)
Dale Barnstable (47, 48, 59, 50)
Bobby Barton (Mgr.) (67)
Dicky Beal (81, 82, 83, 84)
Ralph Beard (46, 47, 48, 49)
Bret Bearup (81, 83, 84)
Ed Beck (56, 57, 58)
Cecil Bell (31)
Winston Bennett (84)
Cliff Berger (66, 67, 68)
Henry Besuden (26)
Bill Bibb (54)
Arthur Bicknell (40)
Doug Billips (Mgr.) (69, 70)
Jerry Bird (54, 55, 56)
James Blackmon (84)
Crittenden Blair (34)
Harry Bliss (35)
Ralph Boren (24)
Brad Bounds (66, 67)
Sam Bowie (80, 81, 84)
Bob Brannum (44, 47)
D. P. Branson (05, 06)
Wayne Breeden (Mgr.) (83)
John Brewer (55, 56, 57)
Leo Brewer (08)
Melvin Brewer (41, 42, 43)
G. C. Bridges (10)
Jake Bronston (30, 31)

C

T. R. Bryant (05, 06, 07)
Nathanial Buis (44)
Carey Burchett (Mgr.) (34)
Carroll Burchett (60, 61, 62)
L. S. Burhham (19, 20, 22, 23)
Bob Burrow (55, 56)
Bill Busey (68)
Kirk Byars (Mgr.) (63)

Gerry Calvert (55, 56, 57)
George Campbell (35) (Mgr.)
Kenton Campbell (45, 46)
Patrick Campbell (17, 18)
Burgess Carey (25, 26)
Ralph Carlisle (35, 36, 37)
Armiel Carman (Mgr.) (16)
Dwane Casey (76, 77, 78, 79)
Mike Casey (68, 69, 71)
Billy Ray Cassidy (56, 57, 58)
J. S. Chambers (Mgr.) (09)
Truman Claytor (76, 77, 78, 79)
Steve Clevenger (66, 67, 68)
Marion Cluggish (38, 39, 40)
Bennie Coffman (59, 60)
Sid Cohen (59, 60)
Lincoln Collinsworth (56, 57, 58)
Carl Combs (40)
Cecil Combs (28, 29, 30)
Charles Combs (38)
Larry Conley (64, 65, 66)
Jimmy Dan Conner (73, 74, 75)
Joe Coons (05)
Fred Cowan (78, 79, 80, 81)
Johnny Cox (57, 58, 59)
Hugh Coy (54)
John Crigler (56, 57, 58)
George Critz (64)
Larry Crosby (65) (Mgr.)
John S. Crosthwaite (10)
Albert Cummins (47)
Fred Curtis (37, 38, 39)

D

Louie Dampier (65, 66, 67)
Darrell Darby (31, 32, 33)
Howard Darden (59)
Berkley Davis (34)
Bruce Davis (36)
Mulford Davis (43, 46, 47)
Robert Davis (37)
William Davis (33, 34)
Ted Deeken (62, 63, 64)
Claire Dees (27, 28, 29)
John DeMoisey (32, 33, 34)
Truit DeMoisey (44)
Harry Denham (39)
Jim Dinwiddle (69, 70, 71)
J. A. Dishman (18, 19)
A. L. Dolan (06)
Mike Dolan (Mgr.) (52, 54)

E

Warfield Donohue (35, 36, 37)
H. H. Downing (08)
Pat Doyle (63)
Rick Drewitz (72, 73, 74)
Hunter Durham (Mgr.) (61, 62)
James Durham (45)

Ray Edelman (72, 73, 74)
Leroy Edwards (35)
Russell Ellington (35, 36)
Randy Embry (63, 64, 65)
Kenneth England (41, 42)
Bill Evans (52, 54, 55)
William Evans (42) (Mgr.)
J. C. Everett (19, 20)

F

H. L. Farmer (12, 13)
Keith Farnsely (39, 40, 41)
J. B. Faulconer (Mgr.) (39)
Allen Feldhaus (60, 61, 62)
Mike Flynn (73, 74, 75)
Bob Fowler (76)
W. C. Fox (07, 08, 09)
Fred Fest (23)
Garrett Fitzpatrick (41) (Mgr.)
George Fletcher (80, 81) (Mgr.)
Chigger Flynn (56) (Mgr.)
Mike Flynn (73, 74, 75)
Bob Fowler (76)
W. C. Fox (07, 08, 09)

G

J. H. Gaiser (10, 11, 12)
Gary Gamble (66, 67, 68)
Chris Gettelfinger (80, 81)
Elmer Gilb (29)
Jack Givens (75, 76, 77, 78)
Max Glickman (18)
James Goforth (35, 36, 37)
James Goodman (38, 39)
Phil Grawemeyer (54, 55, 56)
Kevin Grevey (73, 74, 75)
William Griffin (Mgr.) (29)
Alex Groza (45, 47, 48, 49)
George Gumbert (14, 15, 16)
Bob Guyette (73, 74, 75)
J. White Guyn (04)

H

Cliff Hagan (51, 52, 54)
Joseph Hagan (36, 37, 38)
Jerry Hale (73, 74, 75)
Dan Hall (75)
Roger Harden (83, 84)
Philip Haring (36, 38) (Mgr.)
Sam Harper (63, 64)
Tom Harper (64)
Carson Harrell (65, 66) (Mgr.)
W. C. Harrison (11, 12)
D. W. Hart (11, 12, 16)
Merion Haskins (75, 76, 77)

Vernon Hatton (56, 57, 58)
Basil Hayden (20, 21, 22)
Elmo Head (37, 38, 39)
Tom Heitz (80, 82, 83, 84)
G. Foster Helm (25, 27)
J. H. Herman (06)
Walter Hirsch (49, 51)
Walter Hodge (37)
Joe Holland (46, 47, 48)
Joey Holland (76)
Kent Hollenbeck (70, 71, 72)
Derrick Hord (80, 81, 82, 83)
Dick Howe (57, 58)
Lee Huber (39, 40, 41)
C. T. Hughes (24, 25)
Lowell Hughes (58, 59)
Harry Hurd (62)
Charles Hurt (80, 81, 82, 83)

I

Robert Y. Ireland (16, 17) (Mgr.)
Charles Ishmael (63, 64)
Dan Issel (68, 69, 70)

J

Ralph Jackowski (38)
Thad Jaracz (66, 67, 68)
Irvine Jeffries (28)
Paul Jenkins (26, 27, 28)
Ned Jennings (59, 60, 61)
Herbert Jerome (34)
Ellis Johnson (31, 32, 33)
Larry Johnson (74, 75, 76, 77)
Phil Johnson (56, 58, 59)
Walter Johnson (44)
Wallace Jones (46, 47, 48, 49)
James Jordan (47, 48)

K

... Kelly (05)
William P. Kemper (Mgr.) (05)
Ron Kennett (64)
Stan Key (70, 71, 72)
James King (40, 41, 42)
William King (21, 22, 24)
A. M. Kirby (07)
William Kleiser (32)
Edwin Knadler (27)
Howard Kreuter (32, 33)
Tommy Kron (64, 65, 66)

L

Art Laib (68)
Ed Lander (43)
Bo Lanter (80, 81, 82)
Phil Latham (Trn.) (74, 75)
Bob Lavin (20, 21, 22)
Dave Lawrence (33, 34, 35)
Roger Layne (51)
James Lee (75, 76, 77, 78)
Ken Lehkamp (Mgr.) (56, 57)

Jim LeMaster (66, 67, 68)
Larry Lentz (66)
Morris Levin (31) (Mgr.)
Garland Lewis (34, 35, 36)
Bill Lickert (59, 60, 61)
James Line (47, 48, 49, 50)
Shelby Linville (50, 51, 52)
Ercel Little (32)
Steve Lochmueller (73, 74)
Ronnie Lyons (72, 73, 74)

M

Kyle Macy (78, 79, 80)
F. L. Marx (10, 11)
B. G. Marsh (18)
Jim Master (81, 82, 83, 84)
James Methewson (42)
Charles Maxson (33) (Mgr.)
Jack May (35, 36) (Mgr.)
John McAdam (Mgr.) (70)
Paul McBryer (28, 29, 30)
Bob McCowan (69, 72)
Jim McDonald (60, 61, 62)
James McFarland (24, 25, 26)
Lawrence McGinnis (28, 29, 30)
Louis McGinnis (29, 30, 31)
James McIntosh (37)
Troy McKinley (82, 83, 84)
James McKinney (36, 37) (Mgr.)
C. F. Meadors (12)
Hub Mery (64, 65) (Mgr.)
Don Mills (58, 59, 60)
Ray Mills (55, 56, 57)
Terry Mills (69, 70, 71)
Stanley Milward (28, 29, 30)
Will Milward (24, 25)
Dirk Minniefield (80, 81, 82, 83)
Terry Mobley (63, 64, 65)
Gayle Mohney (26)
Bob Moore (Mgr.) (50, 51, 52)
Ralph Morgan (13, 14, 15)
Tom Moseley (44)

N


Cotton Nash (62, 63, 64)
Alonzo Nelson (45)
Roger Newman (61)
C. M. Newton (51)
Tommy Nichols (36)
Paul Noel (43)
Randy Noll (70)

O


Dan Omlar (64) (Mgr.)
Bernard Oppen (37, 38, 39)
Hays Owens (28, 29, 30)

P


Harold Park (45) (Mgr.)
James Park (14)
Clyde Parker (43)




Kevin Grevey



Dicky Beal



Melvin Turpin



Jim Master



Sam Bowie

WILDCAT LETTERMEN

**WILDCAT CAGE LETTERMEN
CONTINUED**

P (cont.)

Ed Parker (Mgr.) (19)
J. Ed Parker (45, 46, 47)
Tom Parker (70, 71, 72)
Jack Parkinson (44, 45, 46, 48)
Dick Parsons (59, 60, 61)
Tom Payne (71)
Bart Peak (17)
Leonard Pearson (50)
Doug Pendygraft (62)
E. S. Penick (43)
Dan Perry (72)
George Perry (54)
Mike Phillips (75, 76, 77, 78)
Frank Phipps (27)
Wayne Plummer (09)
Randy Pool (68, 69)
Tommy Porter (66, 67, 68)
Shelby Post (08, 09)
Sam Potter (34)
William Poynz (21, 23)
Mike Pratt (68, 69, 70)
R. C. Preston (11, 12, 13, 14)
Linville Puckett (54)
Larry Pursiful (60, 61, 62)

R

Frank Ramsey (51, 52, 54)
Lloyd Ramsey (41, 42)
Tripp Ramsey (Mgr.) (76, 77)
Robert Reynolds (32)
A. T. Rice (23, 24)
S. H. Ridgeway (20, 21)
Carl Riefkin (23, 24)
Pat Riley (65, 66, 67)
R. N. Roark (04)
Roy Roberts (62, 63)
Rick Robey (75, 76, 77, 78)
Al Robinson (59)
William "Doc" Rodas (17)
William Rodes (09, 10)
Karl Rohs (25)
Don Rolles (63)
Kenneth Rolins (43, 47, 48)
Van Buren Ropke (27)
Gayle Rose (52, 54, 55)
Harold Ross (56, 57, 58)
Ben Roth (Mgr.) (15)
Layton Rouse (38, 39, 40)
Willie Rouse (54)
Herky Rupp (62)

S

Forest Sale (31, 32, 33)
Charles Schrader (14, 17)
Wilber Schu (44, 45, 46)
Herschel Scott (13, 14, 15)
Jim Server (15, 16)
Evan Settle (33, 34)
A. P. Shanklin (18)
Shelby Shanklin (08)
James Sharpe (27)
Jay Shidler (77, 78, 79, 80)
Glenn Sims (73) (Mgr.)
George Skinner (33)
Bobby Slusher (59)
Adrian Smith (57, 58)
Bill Smith (56, 57, 58)
G. J. Smith (73, 74, 75)
G. K. Smith (21, 23)
Mark Soderberg (70)
Carey Spicer (29, 30, 31)
Bill Spivey (50, 51)
Vincent Splane (42)
Carl Staker (40, 41, 42)
Larry Stamper (71, 72, 73)
Larry Steele (69, 70, 71)

Tim Stephens (77, 78)

Gene Stewart (67)
Bobby Stitz (67)
C. P. St. John (04)
N. Stone (08)
John Stough (45, 48)
Guy Strong (50)
William Sturgill (45, 46)
Don Sullivan (Mgr.) (78, 79)
Bill Surface (Mgr.) (55)

Chuck Verderber (79, 80, 81, 82)
George Vulich (44, 45)

W

J. Rice Walker (36, 37, 38)
Kenny Walker (83, 84)
Reggie Warford (76)
L. B. Waters (05)
Robert Watson (50, 51, 52)
A. J. Weisenberger (113)
Wylie B. Wendt (06)
Leo Wenkley (Mgr.) (30)
Clint Wheeler (71)
Lucian Whitaker (50, 51, 52)
Waller White (40, 41, 42)
Don Whitehead (44)
E. Wilheling (21)
W. G. Wilkinson (23)
LaVon Williams (77, 78, 79, 80)
Maury Wilson (06, 07, 08)
W. C. Wilson (13)
Phil Whitt (T.M.) (77)
Charles Worthington (31, 32)
H. J. Wurtele (04)

T

Bob Tallent (66)
Bob Taylor (35)
Alan Theobald (Mgr.) (68)
H. C. Thomas (18, 19)
Roger Thomas (Mgr.) (82, 83)
Homer Thompson (37, 38, 39)
Tommy Thompson (Mgr.) (60)
Milton Ticco (41, 42, 43)
E. J. Tierney (35)
Clarence Tillman (79)
Jack Tingle (44, 45, 46, 47)
Garland Townes (50)
Bill Trott (31)
Lou Tsiropoulos (51, 52, 54)
Jack Tucker (33, 34, 35)
Melvin Turpin (81, 82, 83, 84)
Paul Turrell (35)
William P. Tuttle (12, 13, 14, 15)

U

Lovell Underwood (24, 25, 26)

V


Arthur Vastin (18)

Y

George Yates (30, 31, 33)
Humzey Yessin (Mgr.) (46, 47, 48, 49)
Rudy Yessin (44)

Z


George Zerfoss (16, 18)
Karl Zerfoss (13, 15, 16)
Tom Zerfoss (14)




Tom Heitz



Larry Conley




Fred Cowan




Jim Andrews




John Adams




Ray Edelman




Larry Stamper




Tommy Porter



Tommy Kron



Ted Deekin




G. J. Smith


UNIVERSITY OF KENTUCKY



*Building a better
future*



**UNIVERSITY
OF
KENTUCKY**



UNIVERSITY OF KENTUCKY


Social, Cultural and Recreational

Opportunities for UK students are not limited to the academic world. Involvement in the social and cultural aspects of University life also is important.

Recognizing this, the University provides the widest range of opportunities for personal and social development. If a student likes music, for instance, the Concert and Lecture Series brings outstanding soloists and symphonies on campus. There are chamber music concerts and hard rock concerts, impromptu bluegrass groups and flute recitals. If one likes to participate, opportunities abound—there are several choral groups, a marching band, the symphony orchestra, the symphonic band—or there is always the guitar with a few friends under the trees. Whichever one chooses, at UK it's available—and there's someone to share it.

There are 22 national fraternities and 16 national sororities on campus. "Rush," or member recruitment, takes place before classes begin, and informally throughout the year.

In addition to supporting the various Wildcat and Lady Kat teams, men and women students take part



as individuals or in groups in competitive sports and in intramural programs. The Seaton Center houses facilities in basketball, volleyball, badminton, squash, wrestling, and table tennis. An Olympic-size swimming pool, tennis courts, and several sports fields are available to students.

A similar variety of opportunities in drama, student government, athletics, service organizations, and recreation, is available.

The city of Lexington also offers UK students much in the way of entertainment. Lexington has a Philharmonic Orchestra, Chamber Music Society, the Lexington Singers, a Council of Arts, and a local Ballet Company. Movie theaters, international restaurants, coffee-houses, top-ranked acts of all types at fabulous Rupp Arena in the Lexington Center, historical landmarks, parks, and shopping centers, thoroughbred and harness

racing, fine fishing in lakes, ponds and streams . . . all in easy distance of the UK campus.

Tailgating at football games, lining up for tickets to see nationally famous Wildcat teams in Rupp Arena or Lady Kat games in Memorial Coliseum, participating in the "Little Kentucky Derby," attending concerts at the downtown arena or in the 11,500-seat Coliseum on the UK campus, visiting the internationally famous Kentucky Horse Park . . . all just a few of the many attractions of Lexington and the University of Kentucky.

The University of Kentucky's 716-acre campus is located south of downtown Lexington, Ky., which has a population of approximately one-quarter million people. There are approximately 200 buildings and other structures, walks, malls, gardens, playing fields, recreation space and parking areas on campus.

Academic Program

The University has 17 academic colleges: Arts and Sciences . . . Agriculture . . . Engineering . . . Business and Economics . . . Education . . . Home Economics . . . Library Science . . . Social Work . . . Architecture . . . Communications . . . Fine Arts . . . Law . . . Medicine . . . Dentistry . . . Nursing Allied Health Professions . . . Pharmacy.

Research

The University Library system contains approximately 1.7 million volumes and ranks 13th in the nation in microform holdings.

Among the major areas of research at the University are energy, engineering, medical (especially cancer research on the aging) and agriculture (especially in tobacco and equine).

Faculty

UK's faculty numbers 1,430 on the Lexington campus. Including a graduate family of approximately 950.




Student Body

Enrollment on UK's Lexington campus is more than 23,000. The students come from every county in Kentucky and 48 other states and the District of Columbia and 78 foreign countries.

Approximately 5,400 students live in UK's resident halls with another 1,156 students in UK's 25 fraternities and 17 sororities.

Alumni

The University has approximately 70,000 alumni around the world with more than 22,500 of them paid members of UK's Alumni Association.



There are 65 alumni clubs across the nation, with 34 of them in Kentucky and 31 outside the state from California to New York.



Community Colleges

The Lexington campus also is headquarters for UK's Community College System. UK has 13 of these two-year colleges across the state with a current enrollment of 20,700 students.


Medical Center

UK's Albert B. Chandler Medical College has a wide range of programs in education and research. The five colleges—Medicine, Dentistry, Nursing, Pharmacy, and Allied Health Professions—have more than 2,000 students pursuing bachelor, master's and doctoral degrees in health-related fields.

The Medical Center also has a 470-bed University Hospital as part of its teaching and service programs.




UK




CAMPUS

KENTUCKY BASKETBALL



LUCKY BASKETBALL



*A way of life
in the Bluegrass State!*



1984-85 UNIVERSITY OF KENTUCKY BASKETBALL SCHEDULE

DATE	OPPONENT	SITE	TIME
Nov. 16 (Fri.)	PEOPLES REPUBLIC OF CHINA	LEXINGTON	7:30
Nov. 27 (Tue.)	TOLEDO	LEXINGTON	7:30
Dec. 1 (Sat.)	Purdue	West Lafayette	9:05
Dec. 4 (Tue.)	SMU	LEXINGTON	8:05
Dec. 8 (Sat.)	Indiana	Bloomington	3:35
Dec. 15 (Sat.)	Louisville	Louisville	8:10
Dec. 21-22 (Fri.-Sat.)	UKIT (James Madison vs. Cincinnati, UK vs. East Tenn.)	LEXINGTON	7:00
Dec. 31 (Mon.)	Kansas	Louisville	8:05
Jan. 2 (Wed.)	AUBURN	LEXINGTON	8:05
Jan. 5 (Sat.)	NORTH CAROLINA STATE	LEXINGTON	1:05
Jan. 7 (Mon.)	VANDERBILT	LEXINGTON	7:30
Jan. 9 (Wed.)	Mississippi	Oxford	8:30
Jan. 12 (Sat.)	Alabama	Tuscaloosa	2:05
Jan. 16 (Wed.)	MISSISSIPPI STATE	LEXINGTON	7:30
Jan. 19 (Sat.)	FLORIDA	LEXINGTON	4:05
Jan. 23 (Wed.)	Georgia	Athens	7:30
Jan. 27 (Sun.)	Tennessee	Knoxville	2:05
Jan. 31 (Thu.)	LSU	LEXINGTON	8:05
Feb. 2 (Sat.)	Auburn	Auburn	1:35
Feb. 7 (Thu.)	Vanderbilt	Nashville	8:05
Feb. 9 (Sat.)	MISSISSIPPI	LEXINGTON	7:30
Feb. 13 (Wed.)	ALABAMA	LEXINGTON	7:30
Feb. 16 (Sat.)	Mississippi State	Starkville	8:30
Feb. 20 (Wed.)	Florida	Gainesville	8:05
Feb. 24 (Sun.)	GEORGIA	LEXINGTON	1:05
Feb. 28 (Thu.)	TENNESSEE	LEXINGTON	8:05
Mar. 2 (Sat.)	LSU	Baton Rouge	3:05
Mar. 6-9 (Wed.-Sat.)	SEC Tournament	Birmingham	

All times Eastern and p.m.