PROFILE AT EAST PROPERTY LINE
SC. 1/8" = 1'-0"

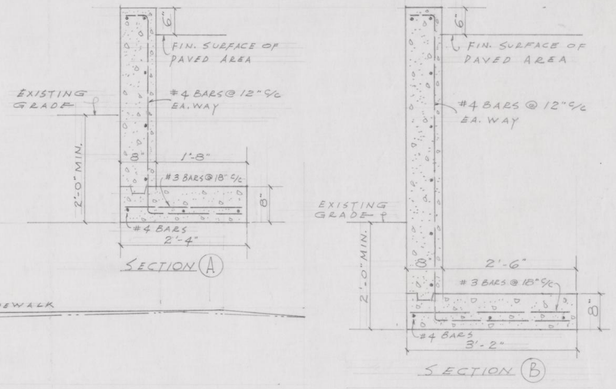

DETAILS OF RETAINING WALLS
SC. 3/4" = 1'-0"

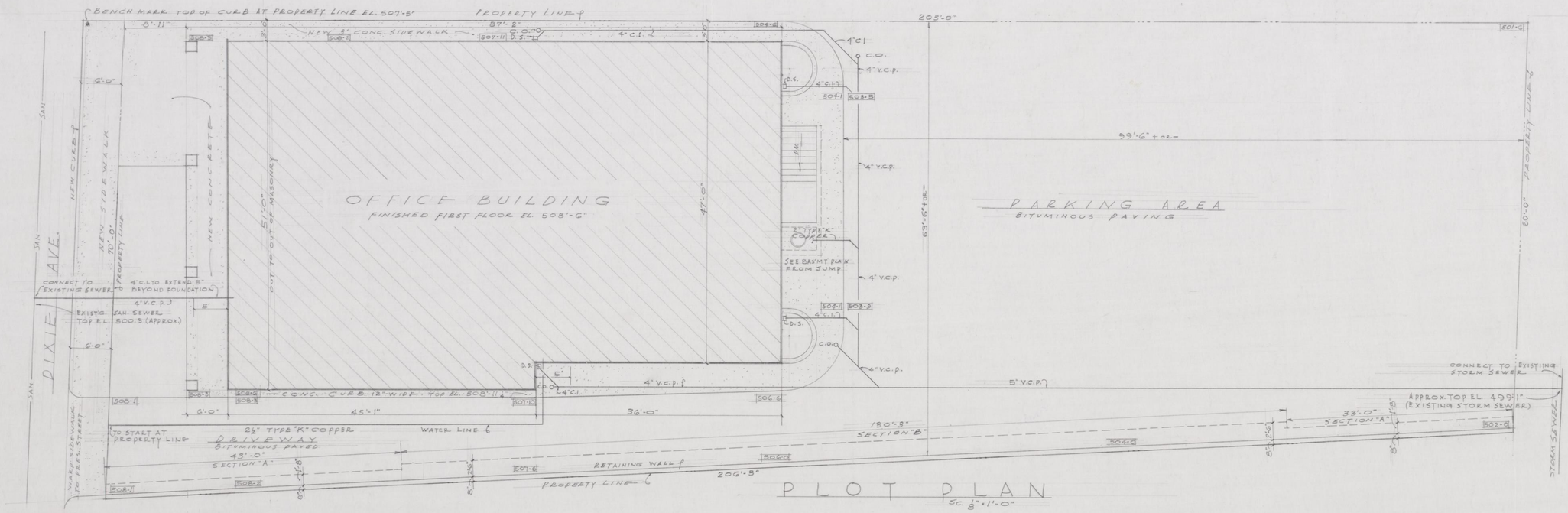

PLOT PLAN
SC. 1/8" = 1'-0"

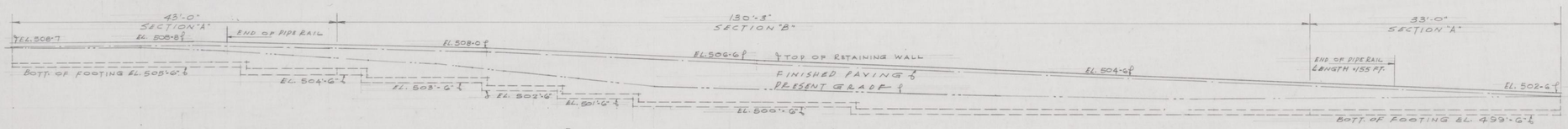

ELEVATION OF WEST RETAINING WALL
SC. 1/8" = 1'-0"

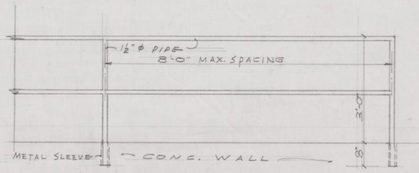

DETAIL OF PIPE RAIL
SC. 1/2" = 1'-0"

OFFICE FOR
KENTUCKY UTILITIES COMPANY
ELIZABETHTOWN KENTUCKY

ROBERT W. McMEEKIN ARCHITECT
LEXINGTON KENTUCKY

DATE: MAR. 5 '59
DRAWN BY R.C.S.

ROBERT W. McMEEKIN REGISTERED No. 37 COMMONWEALTH OF KENTUCKY ARCHITECT

SHEET NO. 1 OF 19 SHEETS