


# UNIVERSITY OF KENTUCKY



## Basketball Facts 1970-71



## KENTUCKY VARSITY BASKETBALL SCHEDULE — 1970-71

Date	Opponent	Site
<b>1970</b>		
Dec. 1	NORTHWESTERN .....	Away
Dec. 5	<b>MICHIGAN</b> .....	Home
Dec. 7	WEST VIRGINIA .....	Away
Dec. 12	INDIANA .....	Away
Dec. 18	<b>UKIT (PURDUE, KANSAS STATE, DePAUL)</b> .....	Home
Dec. 19	<b>UKIT (PURDUE, KANSAS STATE, DePAUL)</b> .....	Home
Dec. 22	<b>OREGON STATE</b> .....	Home
Dec. 29	NOTRE DAME .....	Louisville
<b>1971</b>		
Jan. 2	MISSISSIPPI .....	Away
Jan. 4	MISSISSIPPI STATE .....	Away
Jan. 9	<b>FLORIDA</b> .....	Home
Jan. 11	<b>GEORGIA</b> .....	Home
Jan. 16	TENNESSEE .....	Away
Jan. 23	LOUISIANA STATE .....	Away
Jan. 25	ALABAMA .....	Away
Jan. 30	<b>VANDERBILT</b> .....	Home
Feb. 1	<b>AUBURN</b> .....	Home
Feb. 6	<b>MISSISSIPPI</b> .....	Home
Feb. 8	<b>MISSISSIPPI STATE</b> .....	Home
Feb. 13	FLORIDA .....	Away
Feb. 15	GEORGIA .....	Away
Feb. 20	<b>LOUISIANA STATE</b> .....	Home
Feb. 22	<b>ALABAMA</b> .....	Home
Feb. 27	VANDERBILT .....	Away
Mar. 1	AUBURN .....	Away
Mar. 6	<b>TENNESSEE</b> .....	Home

### KENTUCKY'S HOME ATTENDANCE

Year	No. Games	Attendance	Average
1969-70 .....	15 .....	181,295 .....	12,086
1968-69 .....	13 .....	165,500 .....	11,821
1967-68 .....	16 .....	178,000 .....	11,333
1966-67 .....	13 .....	136,588 .....	10,502
1965-66 .....	13 .....	149,571* .....	11,505
1964-65 .....	14 .....	151,000 .....	10,786
1963-64 .....	14 .....	165,650 .....	11,117
1962-63 .....	15 .....	153,132 .....	10,208
1961-62 .....	16 .....	165,495 .....	10,343
1960-61 .....	14 .....	129,978 .....	9,284
1959-60 .....	13 .....	138,995 .....	10,692
1958-59 .....	15 .....	177,824 .....	11,855
1957-58 .....	13 .....	124,461 .....	9,574
1956-57 .....	14 .....	129,733 .....	9,266
1955-56 .....	13 .....	126,104 .....	9,700

\* Season high in the nation.



# University of Kentucky

## Basketball Facts — 1970-71

### INDEX

All-Americans, All-NCAA .....	35	Record vs. All Opponents .....	79-81
All-Conference .....	34	Scouting Reports .....	50-59
Athletic Director Lancaster .....	8-9	Poll Leaders (Wire Service) .....	24
Athletics at Kentucky .....	21	SEC Champions By Years .....	16
Attendance Records .....	Inside Front	SEC Composite Standing	
Award Winners (Annual) .....	32-34	Kentucky In SEC	
Basketball Staff		Final SEC Standings—1969-70 ..	23
Coach Rupp .....	10-15	Sports Information—Rice, Perry ..	21
Rupp Era Record .....	15	Television Series .....	22
Rupp Milestones .....	5	To Press, Radio, TV .....	2
Assts. Hall, Plain .....	19	Tournament Trail .....	29-31
Asst. Parsons, Hukle, Rollins,		UK General Information .....	4
Vaughan .....	20	UKIT .....	26-29
Coaches Through Years .....	17	University of Kentucky .....	6
Coliseum .....	46-47	Varsity Basketball	
Fabulous Five .....	76	Background Briefs .....	39-43
Freshman Basketball		Game By Game Rebounding .....	67
Record (All-Time) .....	18	Game By Game Scoring .....	66
Results, 1969-70 .....	44	Outlook Story .....	3
Roster .....	49	Quick Facts .....	5
Schedule .....	44	Records—Team, Individual,	
Signees—Background Sketches	45	Misc., Memorial Coliseum .....	70-75
Statistics—1969-70 .....	69	(Set in 1969-70) 96—Inside Back	
Helm's Selection .....	60	Roster .....	48
Home Floor Losses .....	25	Schedule .....	Inside Front
Lettermen Through Years .....	77-78	Scorers—Top All-Time .....	64
Modern Record (1946 to Date) ..	36-38	Scores—Game By Game .....	82-95
NCAA Titlists .....	17	Season Record—1969-70 .....	16
Nickname, Origin of .....	22	Statistics—1969-70 .....	65
Opponents Information		Time Played—High Game .....	68
Highs and Lows .....	75-76	Wildcats At A Glance .....	7
Record vs. 1970-71			
Opponents .....	61-63		

Compiled By Jack Perry, Asst. Sports Information Director

RUSSELL RICE, Director of Sports Information



## TO THE PRESS AND RADIO-TV

Here is your copy of the 1970-71 facts booklet on Kentucky basketball which we sincerely hope will aid you in covering and answering questions on the Wildcats this season. If you desire additional information, special stories, pictures or have questions not answered herein, please feel free to contact the Sports Information Office in Memorial Coliseum (Telephone A.C. 606—257-3838, 257-3839).

RUSSELL RICE  
Director of Sports Information

JACK PERRY  
Asst. Director of Sports Information

MRS. SHARON WOODRUFF  
Secretary

### Information

**WORKING TICKETS**—Address requests to Sports Information Office as far in advance as possible. Tickets will not be mailed unless requested and will be held at the Information Window at the main entrance of Memorial Coliseum for pickup on game night.

**PRESS DOOR**—Entrance to the area set aside for press and radio should be via the Press Door located to the extreme left of the Coliseum entrance foyer.

**PRESS ROOM**—Located under west stands. Entrance near press door.

**COMPS**—No individual game allotment.

**WESTERN UNION**—Wire facilities are available at court side. Please advise if you will be filing from the Coliseum and also notify manager of Western Union in Lexington.

**RADIO BROADCASTS**—Broadcasting rights to UK games are assigned exclusively to the G. H. Johnston Agency, 59 East 54th Street, New York, N. Y. 10022 (Telephone 421-8055). One free reciprocal outlet is guaranteed opponent schools visiting Lexington. Any additional stations must clear through the Johnston Agency and the UK Director of Broadcasting, Mr. Pete Manchikes (257-2655). Working passes will be supplied approved stations by Sports Information Office.

**SERVICES**—Working press and radio will be furnished game programs, brochures, running play-by-play, halftime quickie box and final statistics in the form of a complete, seven-column dittoed box score.



## KENTUCKY BASKETBALL OUTLOOK 1970-71

Despite the loss of All-American Dan Issel, who set or tied 23 individual season records and 18 individual career records, and Mike Pratt, a two-time All-Southeastern Conference forward, Coach Adolph Rupp's Wildcats still are favorites to capture their fourth consecutive Southeastern Conference Championship.

Giving the nation's winningest coach (836 victories, 177 losses) reason to smile is a returning corps of lettermen, who last year helped set or tie 17 team season records, and some fine prospects from the '70 freshman team.

Since the guard corps of Terry Mills, Jim Dinwiddie, Kent Hollenbeck and Stan Key returns intact, the big job is to fill the vacancies left by Issel and Pratt.

A prime candidate for the center position is Mark Soderberg, a 6-8 letterman who played in relief of Issel last season. When Issel fouled out with over 10 minutes left against Jacksonville in the final of the NCAA Mid-East regional, Soderberg came in and gave a fine performance to lead the Wildcats from an 11-point deficit to a chance to win before Jacksonville iced it in the last 30 seconds.

Challenging the big Californian will be Jim Andrews, 6-11, who averaged 28.4 points and 13.8 rebounds per game for last year's freshman team. The big native of Lima, Ohio, hit 55.5 per cent of his field goal attempts.

Also eligible for competition is Tom Payne, a 7-foot high school All-American who averaged 22 points and 15 rebounds for the Lexington AAU team last season and was selected the league's most valuable player.

Lexington Coach Scotty Baesler, a former UK captain, said, "Tom is the greatest clutch performer I have seen on the basketball court and he's only 19."

The center position is apparently a three-way battle. So is the forward post vacated by Pratt, who averaged 19.3 points and 9.4 rebounds. Returning after being named SEC "Sophomore of the Year" is Tom Parker, a 6-6 southpaw who came off the bench in early February and started against Mississippi after roommate Larry Steele received a wrist injury in practice. Parker, who had played sparingly to that point, averaged 18 points and 10 rebounds in a starting role, averaged 50.4 per cent from the field and finished as the team's third high scorer with 260 points, an average of 10.4 points and 7.2 rebounds per game.

Steele never regained his starting berth, but recovered from the injury and played well in the NCAA. He finished with 9.8 points and 6.3 rebounds a game and won the team free throw trophy, hitting 45 of 49 for 91.8 per cent, a UK record.

The squad also will be strengthened by the return of Mike Casey, a two-time All-SEC performer who missed last season after receiving a broken leg in an auto accident in the summer of 1969. Casey, starting guard on the 1968-69 Wildcat NCAA squads, is 16th on the list of top all-time Kentucky scorers with an average of 19.9 points a game. He also holds the UK assists record of 129 in a single season.

Moving into the varsity ranks with Andrews are two other Lima natives—Steve Penhorwood, a 6-4 guard, and Dan Perry, a 6-8 forward—and Larry Stamper, a 6-5 forward from Beattyville, Ky.

Stamper was the second leading scorer (15.2) and rebounder (12.0) on the 1969-70 Frosh squad. Perry averaged 9.7 points and 6.0 rebounds. Penhorwood 9.2 points and 4.9 rebounds.

The 1968-69 and 1969-70 squads were the highest scoring combinations ever at UK and left a big challenge for the 1970-71 squad. Records set last season included most points (2709), highest scoring average (96.8), most field goals made (1099), highest field goal percentage (49.8) and most conference victories (17).







## QUICK FACTS ON KENTUCKY BASKETBALL

NCAA CHAMPIONS—Four Times (1948, '49, '51, '58) in 18 Appearances.  
29 Victories.

NIT CHAMPIONS—1946.                      SUGAR BOWL CHAMPIONS—Five Times.

UK INVITATIONAL CHAMPIONS—Twelve Times in 17 Tournaments.

SEC CHAMPIONS—Record 25 Times Since 1933. (Last in 1970.)

WORLD CHAMPIONS—1948 Olympic Games.

INTERNATIONAL UNIVERSITIES TOURNAMENT CHAMPIONS—1966.

NATIONAL CHAMPIONS BY POLLS—Six Times Since 1949.

ALL-TIME RECORD—Won 1,041, Lost 323, Tied 1 in 67 Seasons.

ADOLPH RUPP—40 Years As Head Coach (Nation's Winningest—Won 836,  
Lost 177—82.5%).

KENTUCKY ALL-AMERICANS—25 Players Honored 37 Times.

ALL-SOUTHEASTERN—48 Players Honored 85 Times.

PROFESSIONALS—28 Players Entered Ranks.

MEMORIAL COLISEUM (11,500) — Home Floor Since 1950 (Won 240,  
Lost 30).

RECORD HIGH POINTS—143 vs. Georgia (Neutral Site) '56—At Home 116  
vs. Georgia '70.

INDIVIDUAL HIGH—53 By Dan Issel in 1970 vs. Mississippi at Oxford.

BIGGEST VICTORY MARGIN—77 vs. Georgia in 1956—At Home, 53 vs.  
Georgia Tech '56, Georgia '59.

## MILESTONES IN THE RUPP RECORD

<b>Victory No. 100</b>	<b>— December 9, 1936</b>	<b>Georgetown (Ky.) (H) 46-21</b>
<b>Victory No. 200</b>	<b>— January 9, 1943</b>	<b>Xavier (A) 43-38</b>
<b>Victory No. 300</b>	<b>— January 25, 1947</b>	<b>Xavier (H) 71-34</b>
<b>Victory No. 400</b>	<b>— February 4, 1950</b>	<b>Mississippi (A) 61-55</b>
<b>Victory No. 500</b>	<b>— December 22, 1954</b>	<b>La Salle (H) 63-54</b>
<b>Victory No. 600</b>	<b>— January 29, 1959</b>	<b>Georgia (H) 108-55</b>
<b>Victory No. 700</b>	<b>— February 3, 1964</b>	<b>Georgia (A) 103-83</b>
<b>Victory No. 772</b>	<b>— December 30, 1967</b>	<b>Notre Dame (N) 81-73</b>
<b>Victory No. 800</b>	<b>— January 27, 1969</b>	<b>Alabama (A) 83-70</b>





**DR. OTIS A. SINGLETARY**  
*President, University of Kentucky*

## **THE UNIVERSITY OF KENTUCKY** **. . . The State Is Our Campus**

Located in Lexington, an urban community of over 155,000 population in the heart of Kentucky's famed Blue Grass region, University of Kentucky is a state-supported, land-grant institution which celebrated its centennial year in 1965.

The present school, which this fall enrolled 27,740 students and now offers instruction in 10 academic colleges plus a Graduate School and a Community College system of 13 centers, had its beginnings in 1865 when it was established as a part of old Kentucky University. This action by the State Legislature united sectarian and public education under one organization for the first time. Federal funds authorized under the Morrill Act were used to develop agriculture and mechanical arts within KU and, in 1878, A&M College was separated from KU to become a separate state institution on the general site of what is now the 706 acre main campus. Name changes in 1908 and 1916 resulted in the title by which the school is now known.

It is fully accredited in its respective colleges and departments by all of the major professional societies and educational organizations.

President of the University is Dr. Otis A. Singletary, 48, who came to Lexington in 1969 from the University of Texas, Austin, where he was executive vice chancellor for academic affairs.

Dr. Singletary, who is eighth president of the University, served a total of eight years at Texas, progressing during seven (1954-61) of those years from instructor to professor, associate dean of Arts and Sciences and assistant to the president. Then for five years (1961-66), he was chancellor of the University of North Carolina, although he was on leave from October 1964 to January 1966 to serve as director of the Job Corps, Office of Economic Opportunity.



## 1970-71 WILDCATS AT A GLANCE

### LETTERMEN LOST FROM 1969-70 TEAM (2)

**Dan Issel (6-8)**—Team Co-Captain, concensus All-America, Academic All-America, Three-time All-SEC, All-NCAA Mideast and All-UKIT. Most prolific scorer in Kentucky history and first ever to top 2,000 career points with 2,138. Set or tied 23 individual season records, 18 individual career records and led the team to 17 team season records. High individual game was 53 points against Mississippi at Oxford. Averaged 33.9 points and 13.2 rebounds a game. Signed with the ABA Kentucky Colonels for a purported \$1.4 million.

**Mike Pratt (6-4)**—Team Co-Captain, Academic All-America, Two-time All-SEC, Three-time All-UKIT, MVP Notre Dame game 1969. Ninth top scorer in Kentucky history, led team twice in assists and regarded strongest man to play for Coach Rupp. Signed with the ABA Kentucky Colonels for a purported \$400,000.

### RETURNING LETTERMEN (8)

**Mike Casey (6-4 G-F)**—Injury from '69 auto accident prevented play last season. Two-time All-SEC, All-UKIT, All-Mideast Regional. Averaged 19.1 and UK record 129 assists as a junior. Will be used as a swing man between guard and forward.

**Jim Dinwiddie (6-4 G)**—Started all but one game, hit 52.5 from field, averaged 4.5 points in 28 games.

**Kent Hollenbeck (6-4 G)**—Started last three games, averaged 4.0 in 25 games.

**Stan Key (6-3 G)**—Top-flight reserve, earned starting berth for eight games, averaged 3.5 points in 26 games.

**Terry Mills (6-2 G)**—Started 10 games and then played 16 as a reserve. Fourth leading scorer with 9.1 average.

**Tom Parker (6-6 F)**—SEC Sophomore of the Year, third leading scorer with 10.4 average, hit 50.4 from the field.

**Mark Soderberg (6-8 C)**—Saw meager action in relief of Issel, averaged 1.6 points for 14 games.

**Larry Steele (6-5 F)**—Sat out five games with wrist injury in mid-season, averaged 9.8 points and 6.3 rebounds for 23 games.

### UP FROM FRESHMAN TEAM

**Jim Andrews (6-11 C)**—Led frosh with 28.4 average, 13.8 rebounds, hit 55.5 from field.

**Steve Penhorwood (6-4 G)**—Averaged 9.2, hit 45.9 from field.

**Dan Perry (6-8 F)**—Hit 48.1, averaging 9.7 points. Had 133 rebounds.

**Larry Stamper (6-6 F)**—Second leading scorer and rebounder with 15.2 and 12.0 a game.

### OTHERS

**Tom Payne (7-0 C)**—Played with Lexington AAU team as a freshman, league's MVP.

**Clint Wheeler (6-8 C-F)**—Saw meager action in five games scoring four points.





**HARRY C. LANCASTER**  
*Director of Athletics*

Harry C. Lancaster has smoothly completed the transition from basketball coach to athletic director after one full year's departure from the basketball scene.

The veteran coach, who suffered an ailment earlier in the year which required a long hospital stay, bounced back quickly and picked up reins he has held since he



was named acting athletic director in September 1968 and permanent AD three months later.

After assuming full time duties as AD, the long time assistant to Coach Adolph Rupp relinquished his freshman coaching duties to Joe Hall and silently began giving up other coaching duties until season's end.

Basketball's loss was the University's gain over-all as Lancaster quickly moved to accept the position of leadership which had been relegated in an "acting" capacity first to Robert L. Johnson and then to Lancaster since the death of Bernie A. Shively Dec. 10, 1967.

The Rupp-Lancaster association, begun after the latter was discharged from the Navy as a lieutenant (s.g.) in 1946, has been one of mutual respect and harmony. Rupp, who always prides himself as one who "surrounds myself with the best people for the job at hand," made Lancaster a full assistant in 1948. During the two previous years, the youthful Navy veteran had busied himself by serving as part-time assistant while carrying on teaching duties and studying for a master's degree.

The dual duties, plus extra studies, were second nature to Lancaster, who had served as assistant football and basketball coach at Georgetown College (1932-33) and Paris High School (1933-34), head basketball coach at Bagdad High School (1934-36) and principal and coach at Gleneyrie High School (1936-42) and physical education instructor at UK in 1942. He was to continue that trend of carrying extra loads, serving as UK's baseball coach for 17 seasons prior to relinquishing the post following the 1965 campaign and teaching physical education for 18 years.

Basketball was his forte, however, and in addition to coaching Rupp's freshman teams, he was always at the side of the "baron" during the heat of battle. In his own right, Lancaster has traveled extensively and received a signal honor when he was invited to prepare the Greek National Basketball Team for the 1968 Olympics. A six-week tour in Athens was cancelled when Lancaster was asked to stay home and serve as acting athletics chief of staff.

### **Traveled To Greece In 1951**


Lancaster had traveled to Greece in the summer of 1951 on a special athletic assignment for the U.S. State Department. The mission called for him to act as an advisor to Greek Basketball Federation officials in Olympic procedures and other matters. He also conducted numerous clinics and coaching schools and gave public lectures on the cage sport. During the summer of 1962, he helped Coach Rupp conduct clinics for Army personnel in the Far East Theater and worked with Rupp on the team's Middle East Tour in 1966 and a clinic in Germany in the summer of 1967.

It is ironic that Lancaster gained greatest fame in basketball, since he always considered himself a better football player. He was an all-conference halfback for three straight years and captain during his last two seasons at Georgetown College and also played semi-pro ball in Louisville and Cincinnati. His success on the basketball court was equally great, however, as he earned three all-conference nominations and two team captaincies. As a coach, he guided Kentucky yearlings to 204 victories, against only 57 losses, against formidable competition that included the more elite junior college clubs and top-notch service teams. He posted respectable records as a baseball coach and gave the school its winningest seasons in history by registering identical 18-8 marks in 1959-1960.

A native of Paris, Ky., Lancaster attended Paris High School, where he lettered in football, basketball and baseball under Coach Blanton Collier. At Georgetown College, he was president of Kappa Alpha Social Fraternity and the Student Body during his senior year. He is one of four persons named honorary life members by the organization of sports letter winners at the University.

He was married to the late Mrs. Katherine Louise Wright of Christiansburg. A daughter, Mrs. Dan Spain Jr. and two grandchildren, Kevin, 7, and Dana, 5, live in Rockville, Md. His father, U. F. Lancaster, resides at Richmond, Ky.





**RUPP HONORED BY ALMA MATER**—Chancellor E. Laurence Chalmers, right, presents the Distinguished Service Citation to Adolph F. Rupp during commencement ceremonies last June at the University of Kansas. The citation is the highest honor the University and the Alumni Association bestow. Rupp graduated from Kansas in 1923.



## ADOLPH FREDERICK RUPP

### "World's Winningest Collegiate Basketball Coach"

40 Years — Won 836, Lost 177 — 82.5%

Kentucky's legendary "Baron of Basketball" passed his 1,000th game as coach of the Wildcats during the middle of last season and the occasion was duly recorded and celebrated.

During the span which began with a 67-19 victory over Georgetown a week before Christmas in 1930, Rupp has garnered every major honor afforded his profession.

Entering the current season, he reigns as president of the National Association of Basketball Coaches and is a full-fledged member of the Naismith Memorial Basketball Hall of Fame, having been inducted into that shrine at Springfield, Mass., in the spring of 1969.

It is fitting that Rupp should occupy a hallowed niche in the Hall of Fame. During his collegiate days as a guard on two national championship teams at the University of Kansas, he was personally acquainted with Dr. Naismith, inventor of basketball and a faculty member at Kansas. Rupp's coach was the veteran Forrest Claire (Phog) Allen, who is past 80 and today lives quietly in retirement among his friends, souvenirs and memories in Lawrence, Kansas.

Rupp visited Allen during a weekend stay in Lawrence last spring.

**The occasion was Commencement exercises at the University, where alumnus Rupp received the Distinguished Service Citation, highest honor the University and Alumni Association bestow. The citation was presented before a packed house in Allen Field House by Chancellor E. Laurence Chalmers.**

The honor undoubtedly was a high point in a star-studded coaching, business and civic career which has elevated Rupp to the loftiest standing ever achieved by a collegiate basketball coach.

During the 1969-70 season, he overcame many unexpected and almost catastrophic setbacks to lead his team to the No. 1 rating in all national collegiate basketball polls.

The first blow came in the summer of 1969, when two-time All-SEC guard Mike Casey received a broken leg (in three places) in an automobile accident and was out for the season.

Rupp also had foot trouble aggravated by diabetes and was ordered to bed as pre-season practice got under way. He left the bed only to attend practice sessions and utilized a foot rest during early season games.

Also during the season, All-SEC forward Mike Pratt received a broken nose, All-American center Dan Issel received a severe stone bruise which undoubtedly was a factor in the Wildcats' only regular season loss—to Vanderbilt—and two-year starter Larry Steele broke a wrist bone.

Despite the adversities, Rupp coached his team to its 25th SEC championship since the league was organized in 1933. En route to their record 18th appearance in the NCAA Tournament, the Wildcats set or tied 17 team records and went on the book as the most potent offensive unit in the school's fine basketball history.

The 26-2 record brought Rupp's score to 836 victories against only 177 losses, an amazing 82.5 winning percentage against the best opposition the nation could offer.

The magic of Rupp naturally has resulted in an increasing demand for that most scarce Kentucky product—a ticket to a University of Kentucky basketball game. For the past several years, there has been no public sale of the precious tickets; students, faculty, staff and holders of coveted season priorities are allotted the approximately 11,500 available seats and the waiting list grows longer and longer.

During the past spring and summer, a movement was instigated to determine the interest in a new "Rupp Arena" which would seat 28,000 for a basketball game. Thousands of computer cards, asking for pledges of so much money for the right to purchase tickets, were distributed throughout the state and the response was described as



nothing short of tremendous, a fitting tribute to a coach, who, in addition to all the aforementioned honors, includes in his portfolio such credentials as:

- An amazing 836 victories out of 1013 starts for an unparalleled winning percentage of 82.5 percent against major competition.
- Certification by the NCAA Service Bureau as the nation's most successful collegiate basketball coach, both for the decade ending in 1961 and at the 20-year level.
- Selection as the unanimous national "Coach of the Year" in 1966 for the fourth time in his career and runner-up for the 1957 and 1964 seasons.
- Honored in 1967 by Columbus (Ohio) Touchdown Club as "Coach of the Century."
- Four NCAA Tournament championships picked up by his Wildcats who hold the all-time record of 18 appearances in the national classic.
- Coach of the International Universities Tournament champions in 1966.
- A nominal world championship as co-coach of the successful USA entry in the 1948 Olympic Games which included members of Kentucky's NCAA champions.
- Producer of more Olympic gold medallion winners (7) than any other cage coach.
- An all-time record total of 25 Southeastern Conference titles since the league was organized in 1933.
- Election to the Naismith Memorial Basketball Hall of Fame in 1959 and previous selection (in 1944) by Helms Athletic Foundation as a member of their exclusive Hall of Fame.
- Trustee and member of selection and honors committees of Basketball Hall of Fame. Also chairman NABC Hall of Fame Committee and heads the group that selects players to appear in East-West All-Star Game benefitting the Hall of Fame.
- Recipient of the Governor's Medallion in 1959 for meritorious service to the Commonwealth of Kentucky and plaques of appreciation from the U.S. Air Force (1959) and Sugar Bowl committee (1951).
- Election to the Kentucky Hall of Fame (1945), outstanding citizen of Lexington (1949) and twice honorary citizen of the City of New Orleans. Enrolled in the Kentucky Athletic Hall of Fame in 1965.
- SEC coach-of-the-year in 1964 and 1966.
- Chosen "Deltasisg of the Year" for 1966 by the International Fraternity of Delta Sigma Phi, professional fraternity in commerce and business administration.
- Development of more All-Americans (21 players honored 32 times) and more material for the pro ranks (28) than any other coach.
- Five Sugar Bowl Tournament championships, a National Invitation Tournament title and 12 trophies from the 17 previous UK Invitational Tournaments.
- Membership on the NCAA Basketball Rules Committee.
- More overseas clinic trips (seven to Europe, three to the Far East, and one to the Near East) for U.S. Government than any other coach. Also visited Alaska in 1968.
- Selected as an official goodwill ambassador to the 1968 Olympics in Mexico City representing the National Association of Basketball Coaches.
- Election to Kansas Hall of Fame.
- SEC coach-of-the-year in 1968, '69 and '70.
- Honored as Outstanding Kentuckian by Southeastern Kentucky Homecoming Committee at Booneville, Ky., in 1969.

#### **Rupp's Teams Play In Most Tournaments**

Tournament invitations in pre-Rupp years were almost unheard of—Kentucky played in only eight sectional eliminations. In contrast, the Rupp-led Wildcats have



the distinction of playing in more tournaments of all types than any other team. All told, his Blue Grass fives have achieved the unequalled feat of 152 victories against only 37 defeats, covering action in 37 national classics plus 21 conference meets, the '48 Olympics and the International Universities Tournament of 1966.

Although the competition was nowhere near as rugged as the schedules played by today's nationally-recognized Wildcat brigades, Rupp's very first team compiled a highly-successful 15-3 record and Kentucky basketball has been on a winning plane ever since. The most games lost in a single season since Rupp added his touch were 13 in 1966-67. The remarkably low average number of losses per season in the Rupp Era is four and he can boast of never having a losing season.

Rupp's teams have finished as national champion in the press association polls seven times in the last 22 years. They were unranked in the top 20 only in the 1952-53 campaign, when they were idle, and in three other seasons. Possibly his greatest achievement came in the 1953-54 season when the Wildcats rolled unchecked through a 25-game schedule of top-flight opposition to become the biggest-winning, perfect-record unit in all basketball history up to that time.

Rivaling that achievement, in the opinion of the sportswriters and broadcasters, is the tremendous coaching jobs turned in by the basketball miracle man in more recent seasons. In 1956, Rupp guided a moderately talented club to an eighteenth SEC title, third place in the polls and a ninth NCAA Tournament appearance while achieving a 23-5 record. The surprised experts, who had predicted UK would not win its own conference, voted Coach Rupp the runner-up spot as 1957 "Coach of the Year."

Even that effort went by the boards in 1958, however, as Kentucky's talentless wonders copped the NCAA title for an unprecedented fourth time. The Wildcats were unsung and almost unknown except by reputation and heritage. Not a single man had been honored on the All-Conference fives selected before tournament time and they had lost more games (6) in regular season play than any UK team in 17 years.

If the experts thought that was tops in miracles, they reckoned without the amazing drive of Rupp. With four-fifths of his starting lineup gone, he rebuilt shattered foundations in such an astonishing fashion that the Wildcats rolled through the 1959 season almost unchecked. Although they failed to win the title in their increasingly-tough Southeastern Conference for only the third time since 1943, UK was generally conceded to be the nation's top team. Most experts agreed that the Kentuckians, who finished with a 24-3 record and ranked second nationally, missed a golden opportunity to pick up a fifth NCAA crown as they were upset by Louisville in the tourney opener. This feeling was given meaning as Rupp was accorded "Coach of the Year" honor by United Press International.

The 1959-60 season admittedly was not a great one as the UKats chalked up only an 18-7 mark—second worst season of the Rupp Era. However, many experts considered the outcome to be a tribute to one of the greatest coaching efforts ever turned in. Plagued from the beginning of the season to the end by adversity (sickness, injuries, eligibility difficulties and personnel problems), complete disaster was always imminent and avoided only by masterful juggling (16 different starting combos) and artful strategy moves.

It was a similar story of great coaching technique against the heavy odds of personnel and schedule in 1960-61. Although the final record read only 19-9, a closer look reveals the touch of Rupp was there for the Wildcats were regrouped into a fearsome outfit after early troubles and rolled to 11 wins in their last 12 starts. En route they conquered eventual SEC champ Mississippi State on the road and demolished Vanderbilt in an SEC Playoff for an NCAA berth. They never ran out of gas until stopped by Ohio State in regional finals.

### **Tremendous Season Envolves In 1961-62**

There was no way of anticipating the tremendous season that evolved in 1961-62 except to depend on the proven touch of master rebuilders Rupp. Minus four starters off the 19-9 outfit of the year before, Rupp guided his "Fearless Five" to



victory in the UK Invitational and cornered a share of the league title for the 20th time. Finally, lack of bench strength and superior height caused the UKats' downfall in the NCAA regional finals and they stowed away their gear with a surprising 23-3 mark.

Not much could be said for 1962-63, which resulted in the posting of the poorest record (16-9) of the Rupp Era up to that time. except that it easily could have been worse without a dedicated coaching effort. Although their surge fell disappointedly short in quest for a fifth NCAA title, the 1963-64 Ruppmen blazed a torrid path that led to high national ranking all season long. Before a critical lack of height and too demanding a schedule caught up with them, the Wildcats waltzed to titles in two major seasonal tournaments (UKIT and Sugar Bowl) and copped an unprecedented 21st SEC Championship. Again lacking the vital height to control the boards and missing bench strength, the 1964-65 Kentuckians suffered through the worst season in Rupp's 35 years of coaching—a 15-10 mark. The record failed to reflect that the Cats threw scares into a lot of good outfits and wound up strong, taking decisions in seven of their last 10 starts.

The 1965-66 season demanded that Rupp pull more miracles out of his seemingly bottomless "bag of tricks" and he did just that—guiding a rebound from the worst season of his career (15-10 in '65) to the second best. Without a starter taller than 6-5, Rupp's Runts astounded the cage world by rolling to a near-perfect season. En route to attaining runaway recognition by both polls as regular season National Champions, the Ruppmen were edged only once in 25 tests. Only the strain of battling a height disadvantage and sickness prevented a successful claim to a fifth NCAA title—which escaped them in the championship game.

For his obviously amazing coaching job, Rupp was chosen as national "Coach of the Year." The vote was a rare unanimous choice of the man whose critics only a year before had decided the "old man" was finally slipping.

The season of 1966-67 goes into the record books as the poorest in Coach Rupp's great career. Despite the presence of two returning All-Americans (one with an ailing back), some vital ingredients were missing and the 'Cats floundered to a 13-13 record.

Not one to be kept down, Coach Rupp molded a predominantly sophomore group in 1967-68 into a big winner which copped the SEC crown and advanced to the finals of the NCAA Mideast Regional. The Wildcats repeated as conference champions in 1968-69 as Rupp's bombers almost completely rewrote the record books.

Rupp is recognized by sports authorities with doing more than any other modern tutor to make basketball a national spectator sport. From the very outset of his career at Kentucky, which began in 1930, he has introduced or popularized many new and revised trends in the game that have aided materially in making the country basketball-minded. One such innovation was the controlled fast break offensive pattern that has since become the crowd-pleasing trademark of Wildcat cage teams.

In the summer of 1966, Rupp took his Wildcats on a five-week tour of the Middle East (Greece, Israel and Iran) at the request of the U.S. State Department. The Kentucky good will ambassadors won the International Universities Tournament in Tel Aviv.

Internationally recognized for his avocation as a registered Hereford breeder-enthusiast, Rupp owns and operates a Blue Grass farm and serves as a director of the Central District Warehousing Corp., world's largest tobacco marketing organization. The coach in 1962 was named to a five-year term on the Board of Governors of the Agricultural Hall of Fame and National Agricultural Center.

Coach Rupp is active in Shrine affairs, being chosen in 1950 as one of the 10 outstanding Shriners of the nation and holding honorary memberships in temples throughout the country. He is a Past Potentate of the Oleika (Lexington) Temple and serves as vice-chairman of the board for the Shrine Crippled Children's Hospital in Lexington.

He has his own television and radio shows during the season, has produced two film shorts ("Basketball: Individual Offense" for Coca-Cola Co. and "Parade to National Championship") and written books on virtually every phase of the game.



Born in Halstead, Kansas, Sept. 2, 1901, Rupp graduated in 1923 from the University of Kansas and coached high school ball one year at Marshalltown, Iowa, and then at Freeport, Ill., four seasons before coming to Kentucky in 1930. His fame as "The Man in the Brown Suit" stems from his superstitious preference of brown as the color of his game-night wardrobe.

The masterful story-teller is equally renowned on the banquet and coaching clinic circuit and is in constant demand as a speaker in the off season. He annually appears in more than a dozen states to make speaking engagements. In 1968, he appeared in Alaska for the Army and went to Mexico City for the Olympics. Rupp undoubtedly has conducted more coaching clinics than any other tutor. Overseas assignments for the Army and Air Force have taken him in recent years to Europe seven times (last, Germany 1967) and three times to Hawaii and the Far East. Several foreign olympic coaches have studied under Rupp at UK.

### THE RUPP ERA 1930-1970

Season	UK Won	Opps. Won	Percent
1930-31	15	3	.833
1931-32	15	2	.882
1932-33	20	3	.870
1933-34	15	1	.938
1934-35	19	2	.905
1935-36	15	6	.714
1936-37	17	5	.774
1937-38	13	5	.722
1938-39	16	4	.800
1939-40	15	6	.714
1940-41	17	8	.680
1941-42	19	6	.760
1942-43	17	6	.739
1943-44	19	2	.905
1944-45	22	4	.846
1945-46	28	2	.933
1946-47	34	3	.918
1947-48	36	3	.923
1948-49	32	2	.941
1949-50	25	5	.833
1950-51	32	2	.941
1951-52	29	3	.906
1952-53		(No schedule played)	
1953-54	25	0	1.000
1954-55	23	3	.885
1955-56	20	6	.769
1956-57	23	5	.821
1957-58	23	6	.790
1958-59	24	3	.889
1959-60	18	7	.720
1960-61	19	9	.678
1961-62	23	3	.884
1962-63	16	9	.640
1963-64	21	6	.777
1964-65	15	10	.600
1965-66	32	2	.941
1966-67	13	13	.500
1967-68	22	5	.876
1968-69	23	5	.821
1969-70	26	2	.929
40-Year Total	836	177	.825



## SEASON RECORD — 1969-70

ALL GAMES: WON 26, LOST 2 — SEC ONLY: WON 17, LOST 1

Date	Opponent	Site	UK	Opp.	Crowd
Dec. 1	West Virginia	(H)	106	87	11,628
Dec. 6	Kansas	(H)	115	85	11,872
Dec. 8	North Carolina	(A)	94	87	11,666
Dec. 13	Indiana	(H)	109	92	12,502
Dec. 19	Navy	(UKIT)	73	59	11,682
Dec. 20	Duke	(UKIT)	98	76	11,683
Dec. 27	Notre Dame	(N)	102	100	18,000
Dec. 29	Miami (Ohio)	(H)	80	58	11,881
Jan. 3	Mississippi	(H)	95	73	12,220
Jan. 5	Miss. State	(H)	111	76	12,227
Jan. 10	Florida	(A)	88	69	3,900
Jan. 12	Georgia	(A)	72	71	10,500
Jan. 17	Tennessee	(H)	68	52	12,045
Jan. 24	LSU	(H)	109	96	13,690
Jan. 26	Alabama	(H)	86	71	11,424
Jan. 31	Vanderbilt	(A)	81	89	15,500
Feb. 2	Auburn	(A)	84	83	10,222
Feb. 7	Mississippi	(A)	120	85	7,480
Feb. 9	Miss. State	(A)	86	57	5,000
Feb. 14	Florida	(H)	110	66	11,270
Feb. 16	Georgia	(H)	116	86	12,352
Feb. 21	LSU	(A)	121	105	9,000
Feb. 23	Alabama	(A)	98	89	12,433
Feb. 28	Vanderbilt	(H)	90	86	12,377
Mar. 2	Auburn	(H)	102	81	12,442
Mar. 7	Tennessee	(A)	86	69	12,700
Mar. 12	Notre Dame	(N)	109	99	13,865
Mar. 14	Jacksonville	(N)	100	106	13,865
HOME ATTENDANCE—181,295			2709	2253	325,426

### SEC CAGE CHAMPIONS BY YEARS

<b>1933</b> ..... Kentucky	<b>1946</b> ..... Kentucky	1959 ..... Miss. State
1934 ..... Alabama	<b>1947</b> ..... Kentucky	1960 ..... Auburn
<b>1935</b> ..... Ky., LSU (Tie)	<b>1948</b> ..... Kentucky	1961 ..... Miss. State
1936 ..... Tennessee	<b>1949</b> ..... Kentucky	<b>1962</b> Ky., Miss. St. (tie)
<b>1937</b> ..... Kentucky	<b>1950</b> ..... Kentucky	1963 ..... Miss. State
1938 ..... Ga. Tech	<b>1951</b> ..... Kentucky	<b>1964</b> ..... Kentucky
<b>1939</b> ..... Kentucky	<b>1952</b> ..... Kentucky	1965 ..... Vanderbilt
<b>1940</b> ..... Kentucky	1953 ..... LSU	<b>1966</b> ..... Kentucky
1941 ..... Tennessee	<b>1954</b> ..... Ky., LSU (Tie)	1967 ..... Tennessee
<b>1942</b> ..... Kentucky	<b>1955</b> ..... Kentucky	<b>1968</b> ..... Kentucky
1943 ..... Tennessee	1956 ..... Alabama	<b>1969</b> ..... Kentucky
<b>1944</b> ..... Kentucky	<b>1957</b> ..... Kentucky	<b>1970</b> ..... Kentucky
<b>1945</b> ..... Kentucky	<b>1958</b> ..... Kentucky	

(Tournament decided champion until 1951. Title determined by regular season play starting in 1951. Kentucky did not play a schedule in 1953 due to NCAA suspension.)



## KENTUCKY COACHES THROUGH THE YEARS

Years at UK	Name	Tenure	Won	Lost	Pct.	Best Season
1903-09	W. W. H. Mustaine and Others <sup>+</sup> .....	7	20	35	.363	
1910	E. R. Sweetland & R. E. Spahr	1	4	8	.333	
1911	H. J. Iddings .....	1	5	6	.454	5-6 in 1911
1912	E. R. Sweetland .....	1	9	0	1.000	9-0 in 1912
1913	J. J. Tigert .....	1	6	3	.666	6-3 in 1913
1914-15	Alpha Brumage .....	2	18	7	.720	11-2 in 1914
1916	James Park .....	1	8	6	.571	8-6 in 1916
1917	W. P. Tuttle .....	1	4	6	.400	4-6 in 1917
1918	S. A. Boles .....	1	9	2-1*	.791	9-2-1 in 1918
1919	Andrew Gill .....	1	6	8	.428	6-8 in 1919
1920-24	George Buchheit .....	5	44	27	.619	13-1 in 1921
1925	C. O. Applegran .....	1	13	8	.619	13-8 in 1925
1926	Ray Eklund .....	1	15	3	.833	15-3 in 1926
1927	Basil Haydon .....	1	3	13	.187	3-13 in 1927
1928-30	John Mauer .....	3	40	14	.740	16-3 in 1930
1931-70	Adolph Rupp .....	40#	836	177	.825	25-0 in 1954

17 Coaches in 67 Seasons—Record 1364 Games:

Won 1040, Lost 323, Tied 1—76.3%

\* Unique tie game resulted from scorer's error discovered after game.

# No schedule played in 1953—Rupp's record for 39 seasons.

+ Basketball at UK reportedly started when W. W. H. Mustaine called together some students, took up a collection totaling \$3 for a ball and told them to start playing. There was no official coach from 1903 until 1910. Managers ran the team.

## ON THE TRAIL OF TITLES — NCCA CHAMPIONS

1939	Oregon	1950	CCNY	1961	Cincinnati
1940	Indiana	<b>1951</b>	<b>Kentucky</b>	1962	Cincinnati
1941	Wisconsin	1952	Kansas	1963	Loyola (Chicago)
1942	Stanford	1953	Indiana	1964	UCLA
1943	Wyoming	1954	LaSalle	1965	UCLA
1944	Utah	1955	San Francisco	1966	Texas Western
1945	Oklahoma A&M	1956	San Francisco	1967	UCLA
1946	Oklahoma A&M	1957	North Carolina	1968	UCLA
1947	Holy Cross	<b>1958</b>	<b>Kentucky</b>	1969	UCLA
<b>1948</b>	<b>Kentucky</b>	1959	California	1970	UCLA
<b>1949</b>	<b>Kentucky</b>	1960	Ohio State		



## KENTUCKY FROSH RECORD

Year	Won	Lost	PF	PA	Coach
1923 .....	11	0	357	162	S. A. Boles
1924 .....	7	3	265	193	L. S. Burnham
1925 .....	11	0	417	185	Ray Eklund
1926 .....		(Record Unknown)			S. A. Boles
1927 .....	19	0	822	413	J. R. McFarland
1928 .....	7	1	222	110	Fred Major
1929 .....	9	1	260	193	M. E. Potter
1930 .....	8	0	250	143	M. E. Potter
1931 .....	4	2	178	116	(Unknown)
1932 .....	10	0	463	175	Elmer Gilb
1933 .....	8	1	408	204	J. R. Campbell and Len Miller
1934 .....	16	0	809	340	Len Miller
1935 (Incomplete) .....	11	1	397	232	Paul McBrayner
1936 .....	11	1	392	263	Paul McBrayner
1937 .....	7	2	321	201	Paul McBrayner
1938 .....	8	2	399	286	Paul McBrayner
1939 .....	9	1	433	293	Paul McBrayner
1940 (Incomplete) .....	16	0	504	283	Paul McBrayner
1941 .....		(No Team)			
1942 .....	2	2	185	163	Paul McBrayner
1943-1948 .....		(No Schedule Played)			
1949 .....	15	0	1203	673	Harry Lancaster
1950 .....	15	1	1269	767	Harry Lancaster
1951 .....	13	0	1112	620	Harry Lancaster
1952-1953 .....		(No Team)			
1954 .....	6	0	646	391	Harry Lancaster
1955 .....	9	4	1156	832	Harry Lancaster
1956 .....	4	4	680	562	Harry Lancaster
1957 .....	7	0	612	431	Harry Lancaster
1958 .....	16	1	1658	1125	Harry Lancaster
1959 .....	6	3	773	617	Harry Lancaster
1960 .....	9	5	1129	967	Harry Lancaster
1961 .....	13	5	1579	1358	Harry Lancaster
1962 .....	13	5	1647	1223	Harry Lancaster
1963 .....	14	3	1437	1053	Harry Lancaster
1964 .....	13	3	1600	1305	Harry Lancaster
1965 .....	17	2	1741	1268	Harry Lancaster
1966 .....	5	10	1165	1227	Harry Lancaster
1967 .....	18	2	1977	1531	Harry Lancaster
1968 .....	11	9	1838	1667	Harry Lancaster
1969 .....	18	4	1984	1650	Harry Lancaster and Joe Hall
1970 .....	16	6	1975	1782	Joe Hall



**JOE B. HALL**  
**Assistant Coach**

Joe B. Hall moved up as No. 1 varsity assistant to Coach Adolph Rupp after Harry C. Lancaster was named permanent athletic director Feb. 1, 1969.



Additional duties for the versatile Coach Hall include coaching the Wildcat freshman team, composed of players he came to know quite well during the recruiting season.

Coach Hall returned "home" to the University July 1, 1965, with a winning background, 126 victories against 75 losses.

He posted a 19-6 record at Central Missouri in the 1964-65 season and guided the Mules to their first MIAA Conference championship since 1951 and to their first conference Christmas Tournament title in history.

His first full year at the helm of the Kittens produced the third highest scoring freshman team in UK history. The Kittens scored 1,975 points in compiling a 16-6 ledger against top competition and finished with an 11-3 SEC record.

Hall, who was a 6-foot-1 guard on the 1949 Wildcat team, entered the coaching profession after graduation from UK in 1955. He spent two years at Shepherdsville High School, achieving Coach of the Year honor in the Mid-Kentucky Conference in 1958 as Shepherdsville finished 12th in the state.


Moving into the collegiate field, he served one season as freshman coach and then five years as head coach at Regis College in Denver, Colo., where he posted a 57-49 record.

In addition to his duties at Regis, Hall in 1964 coached the Capital Federal Denver post team in the AAU Tournament and was honored by selection as head coach of the AAU Stripes in the Olympic Trials at Jamaica, N. Y.

He is married to the former Katharine Dennis of Harrison County. They have three children—Judy, Kathy and Stephen.

**T. L. PLAIN**  
**Assistant Coach**


The newest member of the Wildcat staff, Plain joined Coach Rupp in July 1969 and is no stranger to the UK scene, having served as a graduate assistant for Rupp after leaving Kentucky Wesleyan College to work on an advance degree here in 1963-64. At Wesleyan, the 44-year-old Navy veteran compiled a 63-34 won-loss record while serving as athletic director, coach and associate professor of physical education from 1959-63.



A native of Sacramento, Ky., he received his B.S. at Western Kentucky University in 1950 and later attended Murray State, Indiana University and UK. He was athletic director, teacher and coach at Breckinridge County High from 1949-53; teacher, athletic director and coach at Henderson City High from 1953-57, and teacher and coach at Lincoln High in Vincennes, Ind., from 1957-59.

Plain returned to Vincennes in 1964 as director of physical education for the Community School Corp. and basketball coach at Lincoln High. He left there in 1967 to become assistant basketball coach and assistant coordinator of the student teaching program at the University of Louisville. He is married to the former Ann Blalock of Murray. They have three children, Tom, 17, Bob, 13, and Patrick, 10.





DICK PARSONS



CLAUDE VAUGHAN



JANE ROLLINS

**RICHARD PARSONS, Assistant Coach**—A former Wildcat baseball All-America, Parsons had the distinction of serving as captain of both the UK basketball and baseball teams in 1961. He returned for post-graduate studies in 1968 and helped scout basketball foes. He joined UK as baseball coach in the summer of '69 and was added to Rupp's basketball staff with recruiting and scouting duties.


**DR. CLAUDE VAUGHAN, Trainer and Academic Supervisor**—Named three years ago to the Wildcat staff was 36-year-old native Kentuckian Claude Vaughan, who took on the vital responsibilities of caring for the mental and physical health of UK players. Dr. Vaughan teaches economics, was born in Paris, Ky., and received all of his academic degrees from University of Kentucky.

**JANE ROLLINS, Secretary**—A native Lexingtonian, Jane Rollins attended Sacred Heart Academy, Atherton High School and Bryan-Stratton Business College in Louisville and the University of Kentucky. Described by Coach Adolph Rupp as "one of the most loyal employees of our department . . . she's always willing to do her share to make our program successful," she has been secretary to UK basketball since 1955.

**GEORGE HUKLE, Basketball Equip. Mgr. and Statistician**—An invaluable aide to the Kentucky basketball team for longer than most people can remember, George Hukle has served as official statistician for the Wildcats for a great many years and is in his sixth year as cage equipment manager . . . Regarded as the dean of Southeastern Conference statisticians and one of the nation's veterans, Hukle has been keeping charts for Coach Rupp since 1933 . . . He is credited with popularizing the statistic of field goal attempts in collegiate basketball.



**RUSSELL RICE, Sports Information Director**—Russell Rice was named sports information director at UK in May, 1969, after serving two years as assistant to Ken Kuhn, who retired after more than two decades of service with the University. Rice came to the Wildcats from The Lexington Leader, where he was a general reporter eight years and sports editor five years. A native of Paintsville, Ky., he won letters in football, basketball and baseball at Van Lear High. After serving with the U.S. Marines in World War II, he attended Kentucky Wesleyan College and received his bachelor's at the University of Kentucky in 1951. Last January he was elected president of the Southeastern Conference Sports Publicity Directors Association. He is married to the former Miss Doris Thacker of Knott County. They have four children—Mrs. Rodney Morris of Louisville, Russell James, 19, Judy, 16, and Kim, 5.



**JACK PERRY, Asst. Sports Information Director**—Jack Perry came to the University in March as assistant SID after 15 years service in the library of The Lexington Herald-Leader. A native Lexingtonian, Jack attended the University in 1949-50 before entering the U.S. Air Force, where he served during the Korean War as an airborne radio operator aboard B-29's. He joined The Herald-Leader as assistant librarian in March 1955 and was named head librarian in the spring of 1960. Jack is married to the former Miss Barbara Sanders of Lexington. They have four children—Patti, 17, Debbie, 16, Jack David, 12, and Todd, 10.



## ATHLETICS AT KENTUCKY

Kentucky's athletic program, a well-balanced and ambitious activity featuring intercollegiate competition in ten different sports, is organized under the Department of Athletics and a corporation known as the University of Kentucky Athletics Association.

The program is conducted without overemphasis or sacrifice of educational objectives and in strict compliance with the rules of the University, the Southeastern Conference and the National Collegiate Athletics Association.

A board of directors, headed by the President of the University in the capacity of chairman, maintains overall policy supervision of the athletic program.

In addition to the UK President, board officers include the Vice-President for Student Affairs as vice-chairman and Dr. W. L. Matthews in the capacity of secretary. Fourteen other men, drawn from the University faculty and the general public, also serve on the board as appointees of the president as does a student representative.

Supervising the steady growth and balanced development of the athletic program is Athletic Director Harry C. Lancaster.

The Association's Board of Directors is composed of the following:

Chairman (President)	Dr. Donald C. Leigh	Dr. J. L. Massie
Vice Chairman (V.-P. Stu. Affairs)	Dr. Glen Creech	James H. Pence
Dr. W. L. Matthews, Jr., Secretary	Dr. Stephen Diachun	Dr. N. J. Pisacano
Dr. Ralph Angelucci	Steve Bright (Student)	Dr. W. C. Royster
Dr. Thomas Brower	Dr. Lyman Ginger	Don Sullivan (K-Men's Representative)
Albert B. Chandler	Dr. A. D. Kirwan	Floyd Wright



## FOUR TELEVISION APPEARANCES SCHEDULED FOR UK IN SOUTHERN SERIES

The University of Kentucky, again, heads the number of appearances in the Southeastern Conference television "Game of the Week" series. The Wildcats of Adolph Rupp will be featured four times this season.

The nine-week series over a regional network has been set up by TV Sports, Inc., of Paterson, N. J. Producer Eddie Einhorn announced that all games to be televised will be played on Saturday afternoons to avoid interference with non-televised conference games.

Kentucky's appearances before the live television cameras will come against three different opponents this year, with two of the four meetings taking place on the road. In order, the TV opponents will be Tennessee, Louisiana State, Vanderbilt and Tennessee.

The Wildcats, who have been particularly adept in winning before the TV cameras, won all four TV games in 1965-66, two out of four in both 1966-67 and 1967-68, three out of five in 1968-69 and all four in 1969-70.

The complete SEC television schedule for 1970-71:

Date	Teams	Tip-Off
Jan. 9	*Miss. State at Mississippi .....	12:00 Noon. EST
	(Tape of Jan. 8 game)	
Jan. 16	Kentucky at Tennessee .....	3:00 p.m. EST
Jan. 23	Mississippi at Georgia .....	2:00 p.m. EST
Jan. 30	Mississippi at LSU .....	2:00 p.m. CST
Feb. 6	Florida at Auburn .....	2:00 p.m. CST
Feb. 13	Auburn at Alabama .....	2:00 p.m. CST
Feb. 20	LSU at Kentucky .....	3:00 p.m. EST
Feb. 27	Georgia at Florida .....	1:00 p.m. EST
Feb. 27	Kentucky at Vanderbilt .....	2:00 p.m. CST
Mar. 6	Vanderbilt at Miss. State .....	2:00 p.m. CST
Mar. 6	Tennessee at Kentucky .....	1:00 p.m. CST
	(Limited to states of Kentucky and Tennessee only)	

\* This game to be played January 8, 1971

The following games will be video taped in Memorial Coliseum and shown on a delayed basis.

Saturday, Dec. 5 .....	Michigan
Tuesday, Dec. 22 .....	Oregon State
Saturday, Jan. 9 .....	Florida
Monday, Jan. 11 .....	Georgia
Saturday, Jan. 30 .....	Vanderbilt
Monday, Feb. 1 .....	Auburn
Saturday, Feb. 6 .....	Mississippi
Monday, Feb. 8 .....	Miss. State
Monday, Feb. 22 .....	Alabama

## ORIGIN OF "WILDCATS" NICKNAME

Kentucky's athletic teams are known to sports fans as the Wildcats. This first and only nickname borne by University varsities had its origin in 1909 in a speech made by Commandant Corbusier, then head of the military department of old State College. Speaking to a chapel audience of students on the showing of the Kentucky football team in defeating Illinois six to two, the Commandant declared "they fought like Wildcats." The tag was popularized by word of mouth and by the press with the result that it has since become synonymous with all major Kentucky athletic teams.



## SEC COMPOSITE STANDING — 1933-1970

(Conference Games, Regular Season Only)

Team	No. Titles	Won	Lost	Pct.
<b>Kentucky</b> .....	<b>25*</b>	<b>367</b>	<b>69</b>	<b>.841</b>
Tennessee .....	4	280	196	.588
Vanderbilt .....	1	287	216	.570
Alabama .....	2	309	258	.544
Auburn .....	1	271	241	.529
Louisiana State .....	2*	264	256	.507
Mississippi State .....	4*	233	301	.436
Florida .....	0	200	253	.441
Georgia .....	0	189	309	.379
Mississippi .....	0	175	338	.341
Georgia Tech (withdrew after '64) .....	1	201	207	.492
Tulane (withdrew after '66) .....	0	195	252	.436
Sewanee (withdrew after '40) .....	0	3	76	.036

\* Titel shared with LSU in 1935, LSU in 1954, Mississippi State in 1962.

### KENTUCKY IN THE SEC

Perhaps the greatest supremacy enjoyed by any team in any sport is reflected by Kentucky's basketball success in the Southeastern Conference since 1933. Against SEC teams in regular season, tournaments and playoffs, UK has annexed a record of 431 victories and lost only 72—a winning average of 85.7 percent. The 'Cats have won 25 league championships and own over 60 team and individual records from regular season and tournament play. Only Tennessee, Vanderbilt and Florida can boast of beating the Wildcats two in a row in the same season and only Mississippi State and Alabama are added to the exclusive club when the basis is widened to consecutive wins over two or more seasons. Kentucky's record against SEC teams, including non-conference games, is shown below.

	UK Won	Lost		UK Won	Lost
Alabama .....	49	9	Mississippi State .....	26	5
Auburn .....	25	5	Tennessee .....	65	17
Florida .....	26	6	Vanderbilt .....	58	14
Georgia .....	39	1	*Tulane .....	33	4
Louisiana State .....	32	1	*Georgia Tech .....	43	10
Mississippi .....	33	0	*Sewanee .....	2	0

\* Former members.

### FINAL SEC STANDINGS — 1969-70

	CONFERENCE			ALL GAMES				
	W	L	Pct.	W	L	Pct.	Pts.	Opp.
<b>1. Kentucky</b> .....	<b>17</b>	<b>1</b>	<b>.944</b>	<b>26</b>	<b>2</b>	<b>.929</b>	<b>2709</b>	<b>2254</b>
2. Louisiana State .....	13	5	.722	22	10	.688	2985	2860
3. Georgia .....	11	7	.611	13	12	.520	1957	1934
4. Auburn .....	11	7	.611	15	11	.577	2011	1935
5. Tennessee .....	10	8	.556	16	9	.640	1696	1608
6. Vanderbilt .....	8	10	.444	12	14	.462	2231	2156
7. Mississippi .....	6	12	.333	10	15	.400	1922	2045
8. Florida .....	6	12	.333	9	17	.346	1913	2048
9. Alabama .....	5	13	.278	8	18	.308	2082	2280
10. Mississippi State .....	3	15	.167	6	18	.250	1769	1923



## NATIONAL CHAMPIONS FOR SIXTH TIME IN WIRE SERVICE POLLS

The 1969-70 University of Kentucky Wildcats, in posting a 25-1 regular season record, captured the National Championship in both the Associated Press and United Press International wire service polls for the sixth time.

The Wildcats of Coach Adolph Rupp previously were top-ranked in 1949, 1951, 1952, 1954, and 1966.

Kentucky, without the services of two-time All-SEC guard Mike Casey, who was out for the season with injuries sustained in an auto accident, began the season ranked third, behind defending champion UCLA, and South Carolina.

The Wildcats wasted no time in setting their sights on the coveted No. 1 ranking.

They opened at home Dec. 1, by blitzing West Virginia, 106-87, and followed a week later with an even more impressive rout of nationally ranked Kansas, 115-85.

Kentucky then traveled to North Carolina, which had defeated the Wildcats three straight years. The last two Tar Heel victories were sparked by All-American Charlie Scott, a senior who was determined to make it four straight for the home team.

On the eve of the game, it became known that Kentucky had displaced UCLA from the No. 1 ranking. "Word was out there at North Carolina before our game, and they really put the pressure on," Coach Rupp said. "They always try to knock off the No. 1 team."

But the Wildcats, with magnificent performances from Dan Issel and Mike Pratt, beat the Tar Heels, 94-87, and warranted their position the following morning as tops in college basketball.

The No. 1 ranking was to change hands between Kentucky and UCLA three times during the season until the final week, which saw UCLA still at the top.

Kentucky traveled to Knoxville for its final game with Tennessee, Saturday, March 7. The game was spiced with the usual rivalry, but was seen as anti-climatic for Kentucky, which had nailed down its 25th SEC crown two weeks prior at Alabama.

However, Friday, UCLA was upset by cross-town rival Southern Cal., and the complexion and importance of the Tennessee game changed overnight.

The Wildcats knew they couldn't let the opportunity of taking over the No. 1 ranking in the final wire service polls slip away. And it did not slip away.

The next day, Kentucky played one of its most outstanding games on television, as they beat the Volunteers, 86-69. Even more enjoyable for Kentucky partisans was the fact the Wildcats beat Tennessee at their own deliberate game and committed only four floor errors.

The following Tuesday, Kentucky was crowned National Champion in both AP and UPI polls.

A wonderful capping to a truly great season.

## UK RECORD 20-GAME WINNERS

Kentucky lives up completely to its billing as the all-time champion of major college basketball with its run of 14 straight 20-victory seasons beginning in 1945, according to Boston sports authority Bill Mokray. The Wildcats were not permitted to field a team in 1953, but made up for it with a perfect record (25-0) the following season and continued their streak through 1959. Baron Adolph Rupp's warriors also achieved the magic circle with a 20-3 record in 1933 and posted a 23-3 mark in 1962, 21-6 in 1964, 32-2 in 1966, 22-5 in 1968, 23-5 in 1969, and 26-2 in 1970.



## HOME FLOOR LOSSES SINCE 1943

(Total of 30)

Date	Opponent	Score	Margin
Jan. 8, 1955	Georgia Tech .....	59-58	1
Dec. 10, 1955	Temple .....	73-61	12
Dec. 21, 1955	Dayton (UKIT) .....	89-74	15
Dec. 10, 1956	St. Louis .....	71-70	1
Mar. 16, 1957	Michigan State (NCAA) .....	80-68	12
Dec. 20, 1957	West Virginia (UKIT) .....	77-70	7
Dec. 19, 1959	West Virginia (UKIT) .....	79-70	9
Jan. 2, 1960	Georgia Tech .....	62-54	8
Feb. 27, 1960	Tennessee .....	65-63	2
Dec. 3, 1960	Florida State .....	63-58	5
Dec. 22, 1960	St. Louis (UKIT) .....	74-72*	2
Dec. 4, 1961	Southern California .....	79-77	2
Feb. 12, 1962	Mississippi State .....	49-44	5
Dec. 1, 1962	Virginia Tech .....	80-77	3
Dec. 17, 1962	North Carolina .....	68-66	2
Jan. 5, 1963	Georgia Tech .....	86-85**	1
Jan. 19, 1963	Tennessee .....	78-69*	9
Feb. 18, 1963	Vanderbilt .....	69-67	2
Mar. 2, 1964	St. Louis .....	67-60	7
Dec. 19, 1964	Illinois (UKIT) .....	91-86	5
Jan. 5, 1965	Vanderbilt .....	97-79	18
Dec. 5, 1966	Illinois .....	98-97*	1
Dec. 13, 1966	North Carolina .....	64-55	9
Dec. 17, 1966	Florida .....	78-75	3
Dec. 28, 1966	Cornell .....	92-77	15
Jan. 5, 1967	Vanderbilt .....	91-89*	2
Jan. 23, 1967	Tennessee .....	52-50**	2
Feb. 11, 1967	Mississippi State .....	77-72*	5
Mar. 16, 1968	Ohio State (NCAA) .....	82-81	1
Dec. 7, 1968	North Carolina .....	87-77	10

\* One overtime period.

\*\* Double overtime.

Average loss margin—5.9

(Kentucky's home floor winning streak started against Ft. Knox on Jan. 4, 1943, following a loss to Ohio State two nights earlier. Before Ga. Tech snapped the string, the Wildcats had posted a national record 129 consecutive victories. All told, since the Ohio State loss, the Ruppmen have won 325 and lost only 30 at home. Since Memorial Coliseum became the home floor at the start of the 1950-51 season, the record is 240-30.)



## UKIT PARTICIPANTS THROUGH THE YEARS

(Listed Alphabetically)

Team	Record	Titles	Years Played
Air Force .....	Won 0, Lost 2		1965
Army .....	Won 1, Lost 1		1968
Bradley .....	Won 0, Lost 2		1968
California .....	Won 2, Lost 2		1960, '65
Cincinnati .....	Won 1, Lost 1		1967
Dayton .....	Won 4, Lost 6	'55	1955-6, '64, -7, -9
Duke .....	Won 1, Lost 3		1953, '69
Illinois .....	Won 3, Lost 3	'64	1956, '60, '64
Indiana .....	Won 1, Lost 1		1965
Iowa .....	Won 0, Lost 2		1962
Kansas State .....	Won 2, Lost 2		1961, '66
KENTUCKY .....	Won 29, Lost 5	(12)	(Every)
LaSalle .....	Won 2, Lost 2		1953, '54
Michigan .....	Won 1, Lost 1		1968
Minnesota .....	Won 1, Lost 3		1955, '57
Navy .....	Won 0, Lost 2		1970
North Carolina .....	Won 1, Lost 3		1957, '59
Ohio State .....	Won 0, Lost 2		1958
Oklahoma State .....	Won 1, Lost 1		1958
Oregon State .....	Won 2, Lost 2		1962, '66
Penn State .....	Won 0, Lost 2		1966
Princeton .....	Won 1, Lost 1		1963
St. Louis .....	Won 3, Lost 1	'60	1959, '60
South Carolina .....	Won 1, Lost 1		1967
Southern California .....	Won 1, Lost 1		1954
Southern Methodist .....	Won 1, Lost 1		1956
Tennessee .....	Won 1, Lost 1		1961
UCLA .....	Won 1, Lost 1		1953
Utah .....	Won 0, Lost 4		1954, '55
Wake Forest .....	Won 1, Lost 1		1963
West Virginia .....	Won 6, Lost 4	'57, 59	1957-8-9, '60, '64
Wisconsin .....	Won 0, Lost 2		1963
Xavier .....	Won 0, Lost 2		1961



## Eighteenth Annual U. K. INVITATIONAL TOURNAMENT

Memorial Coliseum — Dec. 18-19, 1970

First Night: Kansas State vs. Purdue—7:30 p.m., EST

De Paul vs. Kentucky—Appx. 9:30 p.m., EST


Second Night: Third Place Game—7:30 p.m., EST

Championship Game—Appx. 9:30 p.m., EST

**OFFICIALS—Lenny Wirtz (Big Ten), Z. T. Mihalik (ECAC),**

**Dick Pace (SEC), Lou Bello (ACC)**

Two-time runner-up Kansas State returns to the University of Kentucky Invitational Tournament Dec. 18-19 for the third time while De Paul and Purdue will make their first appearance in the event.



Coach Adolph Rupp's Wildcats will be seeking their 13th UKIT title and their sixth in a row.

Kansas State first appeared in the tournament in 1961, defeating Xavier, 75-67, in the first round and losing to Kentucky, 80-67, in the championship game. The Wildcats appeared again in 1966, defeating Penn State, 83-59, in the first round and losing to Kentucky, 83-79, in the championship game.

De Paul has played five times in the Coliseum, losing all five games. The Blue Demons have won three games and lost 16 in a series with Kentucky which began in 1943. The last game of the series in 1956 saw De Paul win at home, 81-79.

Purdue has met Kentucky only twice, losing both games. The Wildcats won the opener, 60-54, at Purdue in 1949. The Boilermakers were defeated by the Wildcats, 70-52, Dec. 2, 1950 in the historic Memorial Coliseum Dedication Game.

Kentucky has won 29 and lost five games in 17 previous tournaments.

The Wildcats defeated Navy, 73-59, in the first round and Duke, 98-76, in the championship game last year.

Wildcats Mike Pratt, Dan Issel and Bob McCowan made the All-UKIT team with Randy Denton of Duke and George Janky of Dayton. McCowan was named most valuable player.



## U.K.I.T. HISTORY

- 1953 CHAMPIONSHIP GAME: Kentucky 73, LaSalle 60.  
Consolation: UCLA 72, Duke 67.  
First Round: LaSalle 62, UCLA 53; Kentucky 85, Duke 69.  
Attendance: 16,714.
- 1954 CHAMPIONSHIP GAME: Kentucky 63, LaSalle 54.  
Consolation: Southern California 54, Utah 52.  
First Round: LaSalle 49, Southern California 38; Kentucky 70, Utah 65.  
Attendance: 17,973.
- 1955 CHAMPIONSHIP GAME: Dayton 89, Kentucky 74.  
Consolation: Minnesota 90, Utah 77.  
First Round: Dayton 77, Utah 73; Kentucky 72, Minnesota 65.  
Attendance: 19,185.
- 1956 CHAMPIONSHIP GAME: Kentucky 91, Illinois 70.  
Consolation: Southern Methodist 67, Dayton 59.  
First Round: Illinois 82, Dayton 65; Kentucky 73, Southern Methodist 67.  
Attendance: 15,753.
- 1957 CHAMPIONSHIP GAME: West Virginia 75, North Carolina 64.  
Consolation: Kentucky 78, Minnesota 58.  
First Round: North Carolina 73, Minnesota 67; West Virginia 77, Kentucky 70.  
Attendance: 20,956.
- 1958 CHAMPIONSHIP GAME: Kentucky 97, West Virginia 91.  
Consolation: Oklahoma State 63, Ohio State 59.  
First Round: West Virginia 67, Oklahoma St. 49; Kentucky 95, Ohio St. 76.  
Attendance: 20,386
- 1959 CHAMPIONSHIP GAME: West Virginia 79, Kentucky 70.  
Consolation: St. Louis 68, North Carolina 52.  
First Round: West Virginia 87, St. Louis 86; Kentucky 76, North Carolina 70.  
Attendance: 22,713.
- 1960 CHAMPIONSHIP GAME: St. Louis 74, Kentucky 72 (1 overtime).  
Third Place: California 72, Illinois 54.  
First Round: St. Louis 54, California 53 (1 overtime); Kentucky 83, Illinois 78.  
Attendance: 15,095.
- 1961 CHAMPIONSHIP GAME: Kentucky 80, Kansas State 67.  
Third Place: Tennessee 75, Xavier 70.  
First Round: Kansas State 75, Xavier 67; Kentucky 96, Tennessee 69.  
Attendance: 16,013.
- 1962 CHAMPIONSHIP GAME: Kentucky 79, West Virginia 75.  
Third Place: Oregon State 61, Iowa 55.  
First Round: West Virginia 70, Oregon State 65; Kentucky 94, Iowa 69.  
Attendance: 22,138.
- 1963 CHAMPIONSHIP GAME: Kentucky 98, Wake Forest 75.  
Third Place: Princeton 90, Wisconsin 87.  
First Round: Wake Forest 96, Princeton 67; Kentucky 108, Wisconsin 85.  
Attendance: 22,111.
- 1964 CHAMPIONSHIP GAME: Illinois 91, Kentucky 86.  
Third Place: Dayton 71, West Virginia 67.  
First Round: Illinois 104, Dayton 86; Kentucky 102, West Virginia 78.  
Attendance: 22,804
- 1965 CHAMPIONSHIP GAME: Kentucky 91, Indiana 56.  
Third Place: California 75, Air Force 70.  
First Round: Indiana 71, California 64; Kentucky 78, Air Force 58.  
Attendance: 21,069.



- 1966 CHAMPIONSHIP GAME: Kentucky 83, Kansas State 79.  
Third Place: Oregon State 64, Penn State 61.  
First Round: Kansas State 83, Penn State 59; Kentucky 96, Oregon State 66.  
Attendance: 21,318.
- 1967 CHAMPIONSHIP GAME: Kentucky 76, South Carolina 66.  
Third Place: Cincinnati 71, Dayton 70.  
First Round: South Carolina 64, Cincinnati 61; Kentucky 88, Dayton 85.  
Attendance: 22,371.
- 1968 CHAMPIONSHIP GAME: Kentucky 80, Army 65.  
Third Place: Michigan 95, Bradley 93.  
First Round: Army 54, Bradley 52; Kentucky 112, Michigan 104.  
Attendance: 23,000.
- 1969 CHAMPIONSHIP GAME: Kentucky 98, Duke 76.  
Third Place: Dayton 83, Navy 69.  
First Round: Duke 72, Dayton 67; Kentucky 73, Navy 59.  
Attendance: 23,365.

## TOURNAMENT TRAIL

### U.K. INVITATIONAL TOURNAMENT

(17 Appearances—12 Championships)

- 1969 Won 2, Lost 0. Defeated Navy and Duke for Championship.  
1968 Won 2, Lost 0. Defeated Michigan and Army for Championship.  
1967 Won 2, Lost 0. Defeated Dayton and South Carolina for championship.  
1966 Won 2, Lost 0. Defeated Oregon State and Kansas State for championship.  
1965 Won 2, Lost 0. Defeated Air Force and Indiana for championship.  
1964 Won 1, Lost 1. Lost championship to Illinois.  
1963 Won 2, Lost 0. Defeated Wisconsin and Wake Forest for title.  
1962 Won 2, Lost 0. Defeated Iowa and West Virginia for championship.  
1961 Won 2, Lost 0. Defeated Tennessee and Kansas State for championship.  
1960 Won 1, Lost 1. Lost championship to St. Louis.  
1959 Won 1, Lost 1. Lost championship to West Virginia.  
1958 Won 2, Lost 0. Defeated Ohio State and West Virginia for championship.  
1957 Won 1, Lost 1. Eliminated by West Virginia in first game, Defeated Minnesota for third place.  
1956 Won 2, Lost 0. Defeated Southern Methodist and Illinois for championship.  
1955 Won 1, Lost 1. Lost championship to Dayton.  
1954 Won 2, Lost 0. Defeated Utah and LaSalle for championship.  
1953 Won 2, Lost 0. Defeated Duke and LaSalle for championship.

(For Dates, Sites and Scores See All-Time Record Section)

### N.C.A.A. TOURNAMENT

(Record 18 Appearances—4 Championships)

- 1970 Won 1, Lost 1. Eliminated by Jacksonville in Mideast Regional finals.  
1969 Won 1, Lost 1. Lost to Marquette in Mideast Regional first game.  
1968 Won 1, Lost 1. Eliminated by Ohio State in Regional finals.  
1966 Won 3, Lost 1. Lost to Texas Western in championship game.  
1964 Won 0, Lost 2. Lost to Ohio University in Mideast Regional first game.  
1962 Won 1, Lost 1. Eliminated by Ohio State in Mideast Regional finals.



- 1961 Won 1, Lost 1. Eliminated by Ohio State in Mideast Regional finals  
 1959 Won 1, Lost 1. Eliminated by Louisville in Mideast Regional first round  
 1958 NATIONAL CHAMPIONS.  
 Won 4, Lost 0. Defeated Seattle for title.  
 1957 Won 1, Lost 1. Eliminated by Michigan State in Midwest Regional finals.  
 1956 Won 1, Lost 1. Eliminated by Iowa in Eastern Regional finals.  
 1955 Won 1, Lost 1. Eliminated by Marquette in Eastern Regional first round.  
 1954 Withdrew after winning automatic berth as SEC champion.  
 1952 Won 1, Lost 1. Eliminated by St. Johns in Eastern Regional finals.  
 1951 NATIONAL CHAMPIONS.  
 Won 4, Lost 0. Defeated Kansas State for title.  
 1949 NATIONAL CHAMPIONS.  
 Won 3, Lost 0. Defeated Oklahoma A&M for title.  
 1948 NATIONAL CHAMPIONS.  
 Won 3, Lost 0. Defeated Baylor for title.  
 1945 Won 1, Lost 1. Eliminated by Ohio State in first round.  
 1942 Won 1, Lost 1. Eliminated by Dartmouth in second game.

(For Dates, Sites and Scores See All-Time Record Section)

### SUGAR BOWL TOURNAMENT

(Ten Appearances—Five Championships)

- 1963 Won 2, Lost 0. Defeated Duke for championship.  
 1956 Won 2, Lost 0. Defeated Houston for championship.  
 1951 Won 1, Lost 1. Eliminated in finals by St. Louis.  
 Defeated Syracuse in consolation game.  
 1950 Won 1, Lost 1. Eliminated in first game by St. Louis.  
 1949 Won 2, Lost 0. Defeated Bradley for championship.  
 1948 Won 1, Lost 1. Eliminated in finals by St. Louis.  
 1946 Won 0, Lost 1. Lost to Oklahoma A&M.  
 1940 Won 0, Lost 1. Lost to Indiana.  
 1939 Won 1, Lost 0. Defeated Ohio State for championship.  
 1937 Won 1, Lost 0. Defeated Pittsburgh for championship.

(For Dates, Sites and Scores See All-Time Record Section)

### NATIONAL INVITATION TOURNAMENT (NIT)

(Five Appearances—One Championship)

- 1950 Won 0, Lost 1. Eliminated in first game by CCNY.  
 1949 Won 0, Lost 1. Eliminated in first game by Loyola (Chicago).  
 1947 Won 2, Lost 1. Eliminated by Utah in third game.  
 1946 Won 3, Lost 0. Defeated Rhode Island for championship.  
 1944 Won 2, Lost 1. Eliminated by St. John's in second game. Defeated Oklahoma A&M in consolation game.

(For Dates, Sites and Scores See All-Time Record Section)

### SOUTHERN INTERCOLLEGIATE ATHLETIC ASSOCIATION (SIAA) TOURNAMENT

(Three Appearances—One Championship)

- 1924 Won 0, Lost 1. Eliminated in first game by North Carolina.  
 1922 Won 1, Lost 1. Eliminated in second game by Mercer.  
 1921 Won 4, Lost 0. Defeated Georgia for championship.



## SOUTHERN CONFERENCE TOURNAMENT

(Seven Appearances—No Championships)\*

1932	Won 1, Lost 1.	Eliminated in second game by North Carolina.
1931	Won 3, Lost 1.	Eliminated in finals by Maryland.
1930	Won 2, Lost 1.	Eliminated in semi-finals by Duke.
1929	Won 1, Lost 1.	Eliminated in second game by Georgia.
1928	Won 2, Lost 1.	Eliminated in semi-finals by Mississippi.
1926	Won 2, Lost 1.	Eliminated in semi-finals by Miss A&M.
1925	Won 1, Lost 1.	Eliminated in second game by Georgia.

\* Kentucky joined Southeastern Conference in 1933.

## OLYMPIC TRIALS TOURNAMENT

(One Appearance—Champions College Bracket)

1948	Won 2, Lost 1.	Qualified as NCAA Champion. Defeated Louisville and Baylor for championship College Bracket. Lost to AAU Champion Phillips Oilers in National Finals.
------	----------------	---

## OLYMPIC GAMES

(One Appearance—One World Championship)

1948	Won 8, Lost 0.	Kentucky participated along with the Phillips Oilers as the United States' basketball entry. Defeated France for the championship.
------	----------------	--

## SOUTHEASTERN CONFERENCE (SEC) TOURNAMENT

(Nineteen Appearances—Record 13 Championships)\*

1952	Won 4, Lost 0.	Defeated Louisiana State for championship.
1951	Won 3, Lost 1.	Eliminated in finals by Vanderbilt.
1950	Won 3, Lost 0.	Defeated Tennessee for championship.
1949	Won 4, Lost 0.	Defeated Tulane for championship.
1948	Won 4, Lost 0.	Defeated Georgia Tech for championship.
1947	Won 4, Lost 0.	Defeated Tulane for championship.
1946	Won 4, Lost 0.	Defeated Louisiana State for championship.
1945	Won 4, Lost 0.	Defeated Tennessee for championship.
1944	Won 3, Lost 0.	Defeated Tulane for championship.
1943	Won 3, Lost 1.	Eliminated in finals by Tennessee.
1942	Won 4, Lost 0.	Defeated Alabama for championship.
1941	Won 3, Lost 1.	Eliminated in finals by Tennessee.
1940	Won 3, Lost 0.	Defeated Georgia for championship.
1939	Won 3, Lost 0.	Defeated Tennessee for championship.
1938	Won 0, Lost 1.	Eliminated in first game by Tulane.
1937	Won 3, Lost 0.	Defeated Tennessee for championship.
1936	Won 1, Lost 1.	Eliminated in second game by Tennessee.
1935	No Tournament Held.	
1934	Won 0, Lost 1.	Eliminated in first game by Florida.
1933	Won 4, Lost 0.	Defeated Mississippi State for championship.

\* No tournament held since 1952.



## FAME COMES TO THE WILDCATS

### OLYMPIC GOLD MEDAL WINNERS

(With seven players winning the coveted medal for Olympic participation, Coach Rupp and Kentucky lead the nation in honorees.)

Wallace Jones .....	1948	Kenny Rollins .....	1948
Cliff Barker .....	1948	Billy Evans .....	1956
Ralph Beard .....	1948	Adrian Smith .....	1960
Alex Groza .....	1948		

### CHANDLER TROPHY

(Donated annually by Radio Station WVLK of Lexington in honor of A. B. (Happy) Chandler, two-time Governor of Kentucky and former Commissioner of Baseball. This trophy is awarded to the basketball player chosen by a secret committee as best exemplifying the qualities of leadership, scholarship, character and ability.)

1970 .....	Dan Issel	1960 .....	Dick Parsons
1969 .....	Dan Issel	1959 .....	Johnny Cox
1968 ....	Thad Jaracz, Cliff Berger (tie)	1958 .....	Vernon Hatton
1967 ....	Louie Dampier, Pat Riley (tie)	1957 .....	Ed Beck
1966 ..	Larry Conley, Tommy Kron (tie)	1956 .....	Bob Burrow
1965 .....	Terry Mobley	1955 .....	Bill Evans
1964 .....	Larry Conley	1954 .....	Frank Ramsey
1963 .....	Roy Roberts	1953 .....	Not awarded
1962 .....	Larry Pursiful	1952 .....	Frank Ramsey
1961 .....	Dick Parsons	1951 .....	Frank Ramsey

### ADOLPH F. RUPP TROPHY

(Donated By Coach Rupp to UK's Best Varsity Free Throw Shooter)

1970 .....	Larry Steele (F) .....	45 of 49—91.8%
1969 .....	Phil Argento (G) .....	47 of 61—77.0%
1968 .....	Mike Casey (G) .....	79 of 96—82.3%
1967 .....	Louie Dampier (G) .....	99 of 119—87.2%
1966 .....	Tommy Kron (G) .....	57 of 67—85.1%
1965 .....	Louie Dampier (G) .....	84 of 100—84.0%
1964 .....	Tommy Kron (G) .....	28 of 34—82.3%
1963 .....	Scotty Baesler (G) .....	59 of 69—85.5%
1962 .....	Larry Pursiful (G) .....	89 of 109—81.6%

### KENTUCKY CENTRAL INSURANCE COMPANIES TROPHY

(Given annually by Mr. Garvice Kincaid, Lexington financier, to the player chosen by a secret committee as most valuable to his team.)

1970 .....	Dan Issel, Mike Pratt	1965 .....	Pat Riley
1969 .....	Dan Issel	1964 (tie) ..	Cotton Nash, Larry Conley
1968 .....	Mike Casey	1963 .....	Ted Deeken
1967 (tie) ....	Louie Dampier, Pat Riley	1962 .....	Cotton Nash
1966 (tie) ....	Pat Riley, Louie Dampier		

### KIWANIS 110 PERCENTER AWARD

(Given annually by the Kiwanis Clubs of Lexington to the player demonstrating effort beyond the call of duty.)

1970 .....	Coach Adolph Rupp	1966 .....	Larry Conley
1969 .....	Mike Pratt	1965 .....	Pat Riley
1968 .....	Mike Casey	1964 .....	Larry Conley
1967 .....	Brad Bounds	1963 .....	Roy Roberts



### HARCOURT-SEALE AWARD

(Presented by Harcourt Company and Athletics Alumnus Frank Seale to Outstanding Senior)

1970	.....	Dan Issel
1969	.....	Phil Argento
1968	.....	Thad Jaracz
1967 (tie)	.....	Louie Dampier, Pat Riley
1966 (tie)	.....	Larry Conley and Tommy Kron
1965	.....	John Adams

### FIRST SECURITY BANK AWARD

(Given By First Security National Bank To Leading Varsity Rebounder)

1970	.....	Dan Issel (369)
1969	.....	Dan Issel (321)
1968	.....	Dan Issel (428)
1967	.....	Thad Jaracz (215)
1966	.....	Pat Riley (259)
1965	.....	John Adams (214)

### K-MEN'S SCHOLASTIC AWARD

(Given by K-Men's Association in Memory of Sam Huey to the Team's Top Scholar Athlete Over Four-Year Period)

1970	.....	Dan Issel
1969	.....	Phil Argento
1968	.....	Cliff Berger
1967	.....	Louie Dampier
1966	.....	Tommy Kron

### CLAUDE SULLIVAN MEMORIAL AWARD

(Presented by the Committee of 101 to the Varsity Leader in Assists)

1970	.....	Mike Pratt (99)
1969	.....	Mike Casey (129)
1968	.....	Mike Pratt (82)
1967	.....	Pat Riley (68)
1966	.....	Larry Conley (100)

### JAYCEES FRESHMAN LEADERSHIP AWARD

(Presented By Lexington Junior Chamber of Commerce To Freshman Chosen For Leadership On and Off The Court.)

1970	.....	Doug Flynn	1967	.....	Dan Issel
1969	.....	Randy Noll	1966	.....	Phil Argento
1968	.....	Greg Starrick	1965	.....	Jim LeMaster

### TENNESSEE CLUB SEC AWARDS

1970	.....	Dan Issel, Rebounder	1967	.....	Louie Dampier, Shooter
1968	.....	Cliff Berger, Academic	1967	.....	Pat Riley, Sportsmanship



## SHIVELY MEMORIAL PLAQUE

(Presented by Notre Dame University in Memory of the late UK Athletic Director, Bernie Shively, to Most Valuable Player in Kentucky-Notre Dame Game)

1969 .....	Mike Pratt (Kentucky)
1968 .....	Phil Argento (Kentucky)
1967 .....	Mike Casey (Kentucky)

## NAISMITH BASKETBALL HALL OF FAME

1969 .....	Adolph Rupp (Coach)
------------	---------------------

## ALL-SOUTHEASTERN CONFERENCE

(48 Players Chosen 85 Times)

Ellis Johnson (G) .....	1933	Jim Line (F) .....	1950
Forest Sale (C) .....	1933	Bill Spivey (C) .....	1950, '51
John DeMoisey (F) .....	1933, '34	Walt Hirsch (F) .....	1951
Bill Davis (G) .....	1934	Shelby Linville (F) .....	1951
Leroy Edwards (C) .....	1935	Bobby Watson (G) .....	1951, '52
Dave Lawrence (·) .....	1935	Frank Ramsey (G) .....	1951, '52, '54
Ralph Carlisle (F) .....	1936, '37	Cliff Hagan (C) .....	1952, '54
Warfield Donohue (G) .....	1937	Bill Evans (G-F) .....	1955
Bernie Oppen (G) .....	1938, '39	Bob Burrow (C) .....	1955, '56
Layton Rouse (G) .....	1940	Johnny Cox (F) .....	1957, '58, '59
Lee Huber (G) .....	1941	Vernon Hatton (G) .....	1958
James King (C) .....	1941	Don Mills (C) .....	1960
Marvin Akers (F) .....	1941, '43	Bill Lickert (F-G) .....	1959, '60, '61
Ermal Allen (F) .....	1942	Larry Pursiful (G) .....	1962
Melvin Brewer (C) .....	1943	Cotton Nash (C-F) .....	1962, '63, '64
Bob Brannum (C) .....	1944	Ted Deeken (F) .....	1964
Jack Parkinson (G) .....	1944, '45, '46	Tommy Kron (G) .....	1965, '66
Jack Tingle (F) ....	1944, '45, '46, '47	Pat Riley (F) .....	1965, '66
Kenton Campbell (C) .....	1945	Thad Jaracz (C-F) .....	1966
Ralph Beard (G) ....	1946, '47, '48, '49	Larry Conley (F) .....	1966
Wallace Jones (F) ..	1946, '47, '48, '49	Louie Dampier (G) .....	1965, '66, '67
Joe Holland (F) .....	1947	Mike Casey (G) .....	1968, '69
Alex Groza (C) .....	1948, '49	Dan Issel (C) .....	1968, '69, '70
Kenny Rollins (G) .....	1947, '48	Mike Pratt (F) .....	1969, '70



## KENTUCKY ALL-AMERICANS

(25 Players Chosen 37 Times)

Name	Position	Year
Basil Hayden .....	Forward .....	1921
Burgess Carey .....	Guard .....	1925
Carey Spicer .....	Forward .....	1929-31
Paul McBrayer .....	Guard .....	1930
Forest Sale .....	Center-Forward .....	1932-33
Ellis Johnson .....	Guard .....	1933
John DeMoisey .....	Center .....	1934
LeRoy Edwards .....	Center .....	1935
Bernard Opper .....	Guard .....	1939
Lee Huber .....	Guard .....	1940-41
Bob Brannum .....	Center .....	1944
Jack Parkinson .....	Guard .....	1946
Ralph Beard .....	Guard .....	1947-48-49
Alex Groza .....	Center .....	1947-48-49
Wallace Jones .....	Forward .....	1949
Bill Spivey .....	Center .....	1951
Cliff Hagan .....	Center .....	1952, 54
Frank Ramsey .....	Guard .....	1952, 54
Bob Burrow .....	Center .....	1956
Vernon Hatton .....	Guard .....	1958
Johnny Cox .....	Forward .....	1959
Cotton Nash .....	Center-Forward .....	1962-63-64
Pat Riley .....	Forward .....	1966
Louie Dampier .....	Guard .....	1966
Dan Issel .....	Center .....	1969-70

## KENTUCKY ACADEMIC ALL-AMERICANS

Louie Dampier .....	Guard .....	1966-67
Dan Issel .....	Center .....	1970
Mike Pratt .....	Forward .....	1970

## ALL-NCAA TOURNAMENT

*Alex Groza (C) .....	1948, '49	Johnny Cox (F) .....	1958
Bill Spivey (C) .....	1951	Pat Riley (F) .....	1966
Shelby Linville (F) .....	1951	Louie Dampier (G) .....	1966
Vernon Hatton (G) .....	1958		

\* Chosen Most Valuable Player 1948, '49.

### (REGIONAL)

*Alex Groza (C) .....	1948, '49	Larry Pursiful (G) .....	1962
Bill Spivey (C) .....	1951	Cotton Nash (C-F) .....	1962
Bob Burrow (C) .....	1955, '56	*Pat Riley (F) .....	1966
Vernon Hatton (G) .....	1958	Louie Dampier (G) .....	1966
Johnny Cox (F) .....	1957, '58, '59	Mike Casey (G) .....	1968
Bill Lickert (F) .....	1961	Dan Issel (C) .....	1968, '69, '70

\* Chosen Most Valuable Player.

## ALL-SOUTHERN CONFERENCE

Paul Jenkins (G) .....	1926	George Yates (G) .....	1931
Carey Spicer (G) .....	1929-'31	Ellis Johnson (C-F) .....	1932
Louis McGinnis (F) .....	1931		



# KENTUCKY BASKETBALL MODERN RECORD

(Coach—Adolph Rupp)

## 1945-46 SEASON

Won 28, Lost 2           NIT Champions  
SEC Champions (Tournament)

— Leading Scorers —

Jack Parkinson (6-0 Jr. G) .....	11.3
Wallace Jones (6-4 Fr. F) .....	9.7
Ralph Beard (5-10½ Fr. G) .....	9.3
Jack Tingle (6-3 Jr. F) .....	9.2
Wilbur Schu (6-4 Sr. F) .....	7.7

## 1946-47 SEASON

Won 34, Lost 3           NIT Runner-up  
SEC Champions (Tournament)

— Leading Scorers —

Alex Groza (6-7 Fr. C-F) .....	393 Pts.*
Ralph Beard (5-10½ Soph G).....	392 Pts.
Kenneth Rollins (6-0 Jr. G) .....	310 Pts.
Joe Holland (6-4 Sr. F) .....	224 Pts.
Wallace Jones (6-4 Soph. C) ....	217 Pts.

\* No record of number of games played by each man. Averages cannot be determined.

## 1947-48 SEASON

Won 36, Lost 3

World Champions (Olympic Games)  
SEC Champions (Tournament)  
National Champions (NCAA Tournament)

— Leading Scorers —

Alex Groza (6-7 Jr. C) .....	12.5	(488 TP in 39 Games)
Ralph Beard (5-10½ Jr. G) .....	12.5	(476 TP in 38 Games)
Wallace Jones (6-4 Jr. F-C) .....	9.3	
James Line (6-2 Soph. F) .....	6.9	
Kenneth Rollins (6-0 Sr. G) .....	6.6	

## 1948-49 SEASON

Won 32, Lost 2

National Champions (NCAA Tournament)  
SEC Champions (Tournament)

Ranked 1st Nationally AP

Runner-up Sugar Bowl

Loser NIT in Attempted "Grand Slam"

— Leading Scorers —

Alex Groza (6-7 Sr. C) .....	20.5
Ralph Beard (5-10½ Sr. G) .....	10.8
Wallace Jones (6-4 Sr. F-C) .....	9.6
Cliff Barker (6-2 Sr. G-F) .....	7.3
Dale Barnstable (6-3 Jr. F-G) .....	6.1

## 1949-50 SEASON

Won 25, Lost 5

SEC Champions (Tournament)

Sugar Bowl Champions

NIT Participant (0-1)

Ranked 3rd Nationally AP

— Leading Scorers —

Bill Spivey (7-0 Soph. C) .....	19.3
Jim Line (6-2 Sr. F) .....	13.1
Walt Hirsch (6-4 Jr. F) .....	9.9
Bobby Watson (5-10 Soph. G) .....	7.5
Dale Barnstable (6-3 Sr. G) .....	5.9

## 1950-51 SEASON

Won 32, Lost 2

National Champions (NCAA Tournament)

SEC Champions

Ranked 1st Nationally AP-UP

Third Sugar Bowl Tournament

—Leading Scorers —

Bill Spivey (7-0 Jr. C) .....	19.2
Shelby Linville (6-5 Jr. F) .....	10.4
Bobby Watson (5-10 Jr. G) .....	10.4
Frank Ramsey (6-3 Soph. G) .....	10.1
Walt Hirsch (6-3 Sr. F) .....	9.1

## 1951-52 SEASON

Won 29, Lost 3

Ranked 1st Nationally AP-UP

SEC Champions (14-0)

NCAA Tournament Participant (1-1)

Runner-up Sugar Bowl

—Leading Scorers —

Cliff Hagan (6-4 Jr. C) .....	21.6
Frank Ramsey (6-3 Jr. G) .....	15.9
Bobby Watson (5-10 Sr. G) .....	13.1
Lou Tsioropoulos (6-5 Jr. F) .....	7.9
Lucian Whitaker (6-0 Sr. F) .....	7.8

## 1952-53 SEASON

(No Schedule Played)

## 1953-54 SEASON

Won 25, Lost 0

Ranked 1st Nationally AP, 2nd UPI  
UKIT Champions SEC Champions (14-0)

Declined NCAA Berth

— Leading Scorers —

Cliff Hagan (6-4 Sr. C) .....	24.0
Frank Ramsey (6-3 Sr. G) .....	19.6



Lou Tsiropoulos (6-5 Sr. F) .....14.5  
 Billy Evans (6-1 Jr. F) ..... 8.4  
 Gayle Rose (6-0 Jr. G) ..... 6.7

**1954-55 SEASON**

Won 23, Lost 3

NCAA Tournament Participant (1-1)  
 UKIT Champions SEC Champions (12-2)  
 Ranked 2nd Nationally AP, UPI

— Leading Scorers —

Bob Burrow (6-7 Jr. C) .....19.0  
 Billy Evans (6-1 Sr. G) .....13.9  
 Jerry Bird (6-6 Jr. F) .....10.7  
 Phil Grawemeyer (6-7½ Jr. F) .....13.0\*

Gayle Rose (6-0 Sr. G) ..... 7.4  
 \* Grawemeyer ranked 4th in total points with 260 in 20 games. Broke leg against DePaul and missed last six games.

**1955-56 SEASON**

Won 20, Lost 6

Ranked 9th Nationally AP  
 Second SEC (12-2)

NCAA Tournament Participant (1-1)  
 UKIT Runner-up

— Leading Scorers —

Bob Burrow (6-7 Sr. C) .....21.1  
 Jerry Bird (6-6 Sr. F) .....16.2  
 Vernon Hatton (6-3 Soph. G) .....13.3  
 Gerry Calvert (5-11 Jr. G) .....11.2  
 Phil Grawemeyer (6-7½ Sr. F) ..... 8.4

**1956-57 SEASON**

Won 23, Lost 5

Ranked 3rd Nationally AP, UPI  
 UKIT Champions SEC Champions (12-2)  
 Sugar Bowl Champions

NCAA Tournament Participant (1-1)

— Leading Scorers —

Johnny Cox (6-4 Soph. F) .....19.4  
 Gerry Calvert (5-11 Sr. G) .....15.2  
 Vernon Hatton (6-3 Jr. G) .....14.8  
 John Crigler (6-3 Jr. F) .....10.3  
 Ed Beck (6-7 Jr. C) ..... 9.5

**1957-58 SEASON**

Won 23, Lost 6

National Champions (NCAA Tournament)  
 SEC Champions (12-2)  
 Ranked 9th Nationally AP, 14th UPI  
 UKIT Participant (1-1)

— Leading Scorers —

Vernon Hatton (6-3 Sr. G) .....17.1  
 Johnny Cox (6-4 Jr. F) .....14.9

John Crigler (6-3 Sr. F) .....13.6  
 Adrian Smith (6-0 Sr. G) .....12.4  
 Ed Beck (6-7 Sr. C) ..... 5.6

**1958-59 SEASON**

Won 24, Lost 3

NCAA Tournament Participant (1-1)  
 UKIT Champions Second SEC (12-2)  
 Ranked 2nd Nationally

— Leading Scorers —

Johnny Cox (6-4 Sr. F) .....17.9  
 Billy Ray Lickert (6-3 Soph. G) .....13.5  
 Bennie Coffman (6-0 Jr. G) .....10.7  
 Don Mills (6-6 Jr. C) .....10.5  
 Dickie Parsons (5-10 Soph. G) ..... 8.0

(216 TP in 27 G)  
 Sid Cohen (6-1 Jr. G) ..... 8.1  
 (203 TP in 25 G)

**1959-60 SEASON**

Won 18, Lost 7 Third SEC (10-4)  
 UKIT Runner-up

— Leading Scorers —

Don Mills (6-6 Sr. C-F) .....12.7  
 (319 TP in 25 G)  
 Billy Ray Lickert (6-3 Jr. F-G) .....14.4  
 (288 TP in 20 G)

Sid Cohen (6-1 Sr. G) .....10.7  
 Bennie Coffman (6-0 Sr. G) .....10.2  
 Ned Jennings (6-9 Jr. C) ..... 8.8

**1960-61 SEASON**

Won 19, Lost 9

NCAA Tournament Participant (1-1)  
 UKIT Runner-up Second SEC (10-4)  
 Ranked 18th Nationally UPI

— Leading Scorers —

Billy Ray Lickert (6-3 Sr. F-G) .....16.0  
 Roger Newman (6-4 Sr. F-G) .....14.1  
 Larry Pursiful (6-1 Jr. G) .....13.4  
 Ned Jennings (6-9 Sr. C) .....11.5  
 Carroll Burchett (6-4 Jr. F-C) ..... 5.1

**1961-62 SEASON**

Won 23, Lost 3 UKIT Champions  
 SEC Co-Champions (13-1)

NCAA Tournament Participant (1-1)  
 Ranked 3rd Nationally AP, UPI

— Leading Scorers —

Cotton Nash (6-5 Soph. C-F) .....23.4  
 Larry Pursiful (6-1 Sr. G) .....19.1  
 Carroll Burchett (6-4 Sr. C-F) .....11.2  
 Scotty Baesler (6-0 Jr. G) .....10.9  
 Roy Roberts (6-4 Jr. F) ..... 7.0



### 1962-63 SEASON

Won 16, Lost 9 Fifth SEC (8-6)  
UKIT Champions

— Leading Scorers —

Cotton Nash (6-5 Jr. F-C) .....	20.6
*Charles Ishmael (6-5 Jr. G) .....	11.1
Ted Deeken (6-3½ Jr. F) .....	9.8
Scotty Baesler (5-11½ Sr. G) .....	9.7
Roy Roberts (6-4 Sr. F) .....	9.0

\* Ineligible second semester.

### 1963-64 SEASON

Won 21, Lost 6  
UKIT and Sugar Bowl Champions  
SEC Champions (11-3)  
Ranked 3rd UPI, 4th AP Nationally  
NCAA Tournament Participant (0-2)

— Leading Scorers —

Cotton Nash (6-5 Sr. C-F) .....	24.0
Ted Deeken (6-3½ Sr. F) .....	18.5
Larry Conley (6-3 Soph. F-C) .....	12.2
Terry Mobley (6-2½ Jr. G) .....	9.4
Randy Embry (5-11 Jr. G) .....	7.2

### 1964-65 SEASON

Won 15, Lost 10  
5th SEC (10-6) Unranked in Polls  
UKIT Runner-up

— Leading Scorers —

Louie Dampier (6-0 Soph. G) .....	17.0
Pat Riley (6-4 Soph. F) .....	15.0
John Adams (6-7 Sr. C) .....	11.8
Larry Conley (6-3 Jr. F) .....	11.6
Tommy Kron (6-5 Jr. G-F) .....	12.3

### 1965-66 SEASON

Won 27, Lost 2  
SEC Champions (15-1)  
UKIT Champions  
Ranked First Nationally in Polls  
National Runner-up in NCAA

— Leading Scorers —

Pat Riley (6-4 Jr. F) .....	21.9
Louie Dampier (6-0 Jr. G) .....	21.1
Thad Jaracz (6-5 Soph. C) .....	13.2

Larry Conley (6-3 Sr. F) .....	11.5
Tommy Kron (6-5 Sr. G) .....	10.2

### 1966-67 SEASON

Won 13, Lost 13 (Worst under Rupp)  
Tied 5th SEC (8-10) Unranked in Polls  
UKIT Champions

— Leading Scorers —

Louie Dampier (6-0 Sr. G) .....	20.6
Pat Riley (6-3 Sr. F) .....	17.4
Thad Jaracz (6-5 Jr. C-F) .....	11.3
Cliff Berger (6-8 Jr. C) .....	11.3
Phil Argento (6-0 Soph. G) .....	5.2

### 1967-68 SEASON

Won 22, Lost 5  
SEC Champions (15-3)  
UKIT Champions  
Ranked 4th In Polls

— Leading Scorers —

Mike Casey (6-4 Soph. G) .....	20.1
Dan Issel (6-8 Soph. C) .....	16.4
Mike Pratt (6-4 Soph. F) .....	14.1
Thad Jaracz (6-6 Sr. F) .....	11.3
Phil Argento (6-2 Jr. G) .....	12.3

### 1968-69 SEASON

Won 23, Lost 5 Ranked 7th in Polls  
SEC Champions (16-2)

— Leading Scorers —

Dan Issel (6-8 Jr. C) .....	26.6
Mike Casey (6-4 Jr. G) .....	19.1
Mike Pratt (6-4 Jr. F) .....	16.9
Phil Argento (6-2 Sr. G) .....	10.0
Larry Steele (6-5 Soph. F) .....	8.6

### 1969-70 SEASON


Won 26, Lost 2  
SEC Champions (17-1) UKIT Champions  
Ranked First Nationally in Polls

— Leading Scorers —

Dan Issel (6-8 Sr. C) .....	33.9
Mike Pratt (6-4 Sr. F) .....	19.3
Tom Parker (6-6 Soph. F) .....	10.4
Larry Steele (6-5 Jr. F) .....	9.8
Terry Mills (6-2 Jr. G) .....	9.1



# Background Briefs




## JIM ANDREWS

6-11 Sophomore Center  
Lima, Ohio (9/1/51)

Andrews has the potential to become one of the all-time greats at Kentucky . . . Height is complemented with strong (225 lbs.) frame and good hands . . . Moves well in the pivot and excellent medium range jump shot makes forward a definite possibility for him . . . Led freshmen with 28.4 points and 13.8 rebounds per game, hitting 55.5% of his shots . . . Needs only to show more aggressiveness to become top varsity performer . . . Hit season high 43 points against Alabama . . . All-State, All-America in high school . . . 33 points and 18 rebounds a game his senior year . . . School single game records for most points (50) and rebounds (27) . . . Physical Education major.

Year	G	Sts.	Time	FG	FT	Reb.	TP	Ave.	Season High
1969-70 (Fr.)	22	22		254	116	305	624	28.4	43 Alabama (H)




## MIKE CASEY

6-4 Senior Guard-Forward  
Simpsonville, Ky. (5/26/48)

Twice an All-SEC selection, Casey missed last season after suffering serious injuries in an auto accident in August of '69 . . . Hard work on a construction job and physical workouts during summer brought weight down to a trim 190 lbs . . . Led team sophomore year in scoring (20.1) and time played and finished second in both categories to Issel as a junior, averaging 19.1 . . . 16th top scorer at UK with 1,075 points . . . Great clutch performer, likes to take charge in tight situations and usually comes up with the big play . . . Set UK record with 129 assists as a junior . . . As a freshman, led Kittens with 471 points (23.5 ave.) and was second leading rebounder with 195 . . . All-State at Shelby County where he averaged 28.5 points a game as the Rockets finished 33-1 and won the State Tournament . . . Honorary captain All-State and Kentucky's "Mr. Basketball" for the Kentucky-Indiana series . . . Headed Coach and Athlete Magazine's list of nation's top 10 prep All-Americans . . . Four-year point total of 2,088 points in career of 96 games . . . Lone unanimous choice on All-State Tournament Team . . . Education major.

Year	G	Sts.	Time	FG	FT	Reb.	TP	Ave.	Season High
1966-67 (Fr.)	20	20		207	57	195	471	23.5	41 Marshall Fr. (H)
1967-68 (Soph.)	27	27	885	231	79	208	541	20.1	31 LSU (A)
1968-69 (Jr.)	28	28	1054	207	57	195	471	23.5	41 Marshall Fr. (H)






## KENT HOLLENBECK

6-4 Junior Guard  
Knoxville, Tenn. (8/24/50)

Fastest man on team . . . Great knack at slipping in for layups . . . Difficulty in adjusting to varsity play first half of season, but found legs mid-season . . . Came off bench at Georgia and sparked one-point win with great shooting and playmaking . . . Won starting post last three games of year and appears set for the future . . . Hit 44.1 from the field and had 35 assists . . . Prep All-America, All-State and Tennessee's "Mr. Basketball" . . . Selected by New England Cage World as first team freshman All-America . . . Geography major.

Year	G	Sts.	Time	FG	FT	Reb.	TP	Ave.	Season High
1968-69 (Fr.)	22	22	.....	173	94	109	440	20.0	24 Georgia Fr. (H)
1969-70 (Soph.)	25	3	311	45	11	42	101	4.0	12 Georgia (A)




## STAN KEY

6-3 Junior Guard  
Hazel, Ky. (2/2/50)

Excellent ball handler . . . Playmaker, cool-headed under fire . . . Consistency and unselfishness mark Key's play . . . fourth in assists despite ranking eighth in time played . . . Earned starting berth for eight games after sparking one-point win over Auburn . . . Excellent shooter, hit 49.3 from the field . . . Averaged 3.5 points a game . . . Set regional record with 53 points against South Marshall and scored 2,100 career points at Calloway County . . . Unanimous All-State . . . Lettered four years in baseball, hitting .531 senior year . . . Honor graduate . . . Business major.

Year	G	Sts.	Time	FG	FT	Reb.	TP	Ave.	Season High
1968-69 (Fr.)	22	22	.....	100	61	82	261	11.9	19 UK Dental School (H)
1969-70 (Soph.)	26	8	260	37	20	34	94	3.5	12 Auburn (A)




## TERRY MILLS

6-2 Senior Guard  
Barbourville, Ky. (8/15/48)

Good outside shooter, hit 47.4 from the field on medium-long range shots . . . High game of 22 points last season against LSU . . . Started 10 games, sixth in time played with 526 min. . . . Performed well in NCAA in reserve role . . . Excellent jumper, pulled down 73 rebounds from guard post . . . Prep All-American, All-State, scored 1,622 points in three years at Knox Central . . . Physical Education major.

Year	G	Sts.	Time	FG	FT	Reb.	TP	Ave.	Season High
1966-67 (Fr.)	20	9	.....	60	41	44	161	9.4	16 Dayton Fr. (A)
1968-69 (Soph.)	15	2	109	17	14	14	48	3.2	11 Miami (A)
1969-70 (Jr.)	26	10	526	94	49	73	237	9.1	22 LSU (H)






### TOM PARKER

6-7 Junior Forward  
Collinsville, Ill. (7/1/50)

Saw limited action first half of season but got chance when Larry Steele was injured . . . Kept starting post remainder of season, averaging 18 points and 11 rebounds during 11 game stretch . . . Hit 50.4 from the field . . . Season high of 22 against Ole Miss. . . Wound up third leading scorer and rebounder with 10.4 points and 7.2 rebounds . . . Strong performance in NCAA makes him bonafide candidate for All-America . . . SEC Sophomore of the Year . . . Represented UK in World University Games, Turin, Italy, last August . . . Prep All-America and All-State . . . Recipient of St. Louis Globe-Democrat's high school Player of Year Award . . . Set scoring record with 2,043 points and hit 62% his senior year . . . Business major.

Year	G	Sts.	Time	FG	FT	Reb.	TP	Ave.	Season High
1968-69 (Fr.)	22	22	.....	196	55	247	447	20.3	34 Vanderbilt Fr. (H)
1969-70 (Soph.)	25	11	533	117	26	160	260	10.4	22 Mississippi (A)




### TOM PAYNE

7-0 Sophomore Center  
Louisville, Ky. (11/19/50)

Biggest man at UK since Bill Spivey . . . Extremely agile . . . Weight-lifting program has increased weight to 235 lbs. . . Played last year with Lexington AAU team, selected Most Valuable Player in the league . . . Averaged 22 points and 15 rebounds a game . . . Has tremendous desire to succeed at UK . . . Prep All-America and All-State at Louisville Shawnee . . . Majoring in Social Work.

Year  
1969-70 (Fr.—Played with Lexington AAU team)




### STEVE PENHORWOOD

6-4 Sophomore Guard  
Lima, Ohio (6/14/51)

Good floor general . . . Fourth leading scorer on freshman team with 9.2 ave. . . Can play forward as well as guard . . . Good jumper, picked off 109 rebounds . . . Prep teammate of Jim Andrews at Bath High . . . 22 points, 11 rebounds as a senior . . . Honorable mention All State . . . History major.

Year	G	Sts.	Time	FG	FT	Reb.	TP	Ave.	Season High
1969-70 (Fr.)	22	13	.....	84	35	109	203	9.2	22 LSU (H)






### JIM DINWIDDIE

6-4 Senior Guard  
Leitchfield, Ky. (5/1/48)

Held out of action as soph and used as reserve in 20 games in '68-69 . . . Came into his own last season in role of team playmaker and started all but one game . . . Kept defense honest with long range shooting . . . Shot only 101 times but hit 52.5, many at crucial moments . . . Third in time played with 796 minutes, second in assists with 66 . . . Major in Business.

Year	G	Sts.	Time	FG	FT	Reb.	TP	Ave.	Season High
1966-67 (Fr.)	19	3	.....	25	28	50	78	3.9	13 Jerry's YMCA (H)
1968-69 (Soph.)	20	0	83	9	5	51	23	1.1	9 Xavier (H)
1969-70 (Jr.)	28	27	796	53	19	105	125	4.5	11 Notre Dame (N)




### DAN PERRY

6-8 Sophomore Forward  
Lima, Ohio (9/22/51)

Good outside shooting eye . . . Found range during latter part of season and had great shooting game against Tennessee . . . Hit 48.1 from the field and pulled down six rebounds a game . . . Hampered throughout year with bad knee on which successful surgery was performed in spring . . . Prep All-America, All-State and other honors . . . Averaged 28 points, 15 rebounds as a senior with single game highs of 47, 50 and 52 . . . Education major.

Year	G	Sts.	Time	FG	FT	Reb.	TP	Ave.	Season High
1969-70 (Fr.)	22	18	.....	93	27	133	213	9.7	25 Tennessee Fr. (A)




### MARK SODERBERG

6-10 Junior Forward  
Huntington Beach, Calif. (4/14/50)

Saw limited action in relief of All-American Dan Issel . . . Showed great potential in finals of NCAA Mid-East when Issel fouled out with ten minutes to play against Jacksonville . . . Has quickness and moves usually not associated with big man . . . Good team player . . . Scored 22 points in 14 games . . . High game as freshman, 43 against Georgia . . . Averaged 18.5 rebounds as a high school senior . . . Geography major.

Year	G	Sts.	Time	FG	FT	Reb.	TP	Ave.	Season High
1968-69 (Fr.)	22	21	.....	147	55	270	349	15.9	43 Georgia Fr. (A)
1969-70 (Soph.)	14	0	52	8	6	24	22	1.6	8 Miss. State (H)






## LARRY STAMPER

6-6 Sophomore Forward  
Beattyville, Ky. (1/6/50)

Fierce competitor following in steps of other mountain stars . . . Layoff last high school semester showed first part of freshman year . . . Hard work and determination paid off when Stamper's form returned . . . In last eight games, averaged over 20 points and 12.9 rebounds a game . . . Wound up team's second leading scorer and rebounder with 15.2 points and 12.0 rebounds . . . Fine late season shooting upped field goal pct. to 47.9 . . . Prep All-America, All-State at Lee County, Kentucky-Indiana All-Star game . . . Averaged 30 points and 29 rebounds as a senior . . . Physical Education major.

Year	G	Sts.	Time	FG	FT	Reb.	TP	Ave.	Season High
1969-70 (Fr.)	22	21	.....	139	56	264	334	15.2	26 Dayton (H) 26 Florida (H)




## LARRY STEELE

6-5 Senior Forward  
Bainbridge, Ind. (5/5/49)

Permanent career starter until wrist injury forced him to miss five games after mid-season . . . Recovered sufficiently to perform well in reserve role in NCAA . . . Tough rebounder, had single game team high with 20 against Miss. State . . . Reckless driver, great asset to Kentucky's fast break . . . Unselfish, third in assists with 48 . . . Set UK record in free throws, hitting 91.8 (45-49) . . . Hit a solid 48.1 from the field, averaging 9.8 points a game . . . Business major.

Year	G	Sts.	Time	FG	FT	Reb.	TP	Ave.	Season High
1967-68 (Fr.)	20	20	.....	146	61	240	353	17.7	37 Bellarmine (H)
1968-69 (Soph.)	28	27	863	100	42	192	242	8.6	18 Florida (H) Tennessee (A)
1969-70 (Jr.)	23	17	653	90	45	146	225	9.8	21 West Virginia (H)



## CLINT WHEELER

6-8 Senior Center-Forward  
Ashland, Ky. (7/13/48)

Held out of action as sophomore, Wheeler has seen limited duty during his career . . . Logged 10 minutes in five games last season . . . Had outstanding prep career at Ashland High School . . . History major.

Year	G	Sts.	Time	FG	FT	Reb.	TP	Ave.	Season High
1966-67 (Fr.)	20	9	.....	38	29	129	105	4.2	15 Tennessee Fr. (H)
1968-69 (Soph.)	12	0	73	11	2	25	24	2.0	8 Pennsylvania (A)
1969-70 (Jr.)	5	0	10	1	2	3	4	0.8	2 Kansas (H)



## FRESHMAN SCHEDULE

Date	Opponent	Site
<b>1970</b>		
Dec. 5	Miami (O.) .....	Home
Dec. 15	UK Dental School .....	Home
Dec. 29	Marathon AAU .....	Neutral
	(Freedom Hall, Louisville)	
<b>1971</b>		
Jan. 4	Cincinnati .....	Away
Jan. 9	Florida .....	Home
Jan. 11	Georgia .....	Home
Jan. 16	Tennessee .....	Away
Jan. 23	LSU .....	Away
Jan. 25	Alabama .....	Away
Jan. 30	Vanderbilt .....	Home
Feb. 1	Auburn .....	Home
Feb. 6	Spencerian .....	Home
Feb. 8	Marathon AAU .....	Home
Feb. 13	Florida .....	Away
Feb. 15	Georgia .....	Away
Feb. 20	LSU .....	Home
Feb. 22	Alabama .....	Home
Feb. 27	Vanderbilt .....	Away
Mar. 1	Auburn .....	Away
Mar. 6	Tennessee .....	Home


## 1969-70 KITTENS' SEASON RECORD

(Won 16, Lost 6)


Date	UK Score	Opponent—Site	Opp. Score
Dec. 1	99	UK Dental School (Home) .....	72
Dec. 6	91	Cincinnati (Home) .....	83
Dec. 13	88	Miami (Ohio) (Home) .....	70
Dec. 27	90	Jerry's AAU (N) .....	109
Dec. 29	88	Jerry's AAU (Home) .....	92
Jan. 3	73	UK Law School (Home) .....	70
Jan. 5	87	Dayton (Home) .....	86
Jan. 10	88	Florida (Away) .....	75
Jan. 12	70	Georgia (Away) .....	71
Jan. 17	95	Tennessee (Home) .....	70
Jan. 21	83	Dayton (Away) .....	85
Jan. 24	101	Louisiana State (Home) .....	85
Jan. 26	102	Alabama (Home) .....	87
Jan. 31	92	Vanderbilt (Away) .....	76
Feb. 1	97	Auburn (Away) .....	79
Feb. 14	91	Florida (Home) .....	78
Feb. 16	115	Georgia (Home) .....	92
Feb. 21	78	Louisiana State (Away) .....	77
Feb. 23	88	Alabama (Away) .....	90
Feb. 28	75	Vanderbilt (Home) .....	65
Mar. 2	92	Auburn (Home) .....	75
Mar. 7	92	Tennessee (Away) .....	95
	1975		1782



## SCHOLARSHIP FRESHMEN




**Rick Drewitz**



**Ray Edelman**



**Ronnie Lyons**



**Wendell Lyons**

**RICK DREWITZ**—6-7 Forward—Garden City, Mich (3/7/52)—Led Garden City to a 22-1 record as a senior, losing in quarterfinals of regional . . . Set 30 school records in two year career . . . Most points in a game, 48 . . . Blocked 11 shots in one game . . . Averaged 29.7 points and 18.7 rebounds a game senior year . . . Led Garden City last two years to District and Tri-River Conference championships . . . Captain of All-State team, All-Conference, All-Metro (Detroit area), Sunkist Magazine All-American . . . Played in Dapper Dan Classic . . . Member National Honor Society . . . Education major.

**RAY EDELMAN**—6-2 Guard—Ardmore, Pa. (2/14/52)—Set 49 records at Haverford High School . . . Only player in school's history to start three years . . . Son of Asst. Coach at Pennsylvania . . . Career record 1,447 points . . . Scored 609 points in averaging 23.3 per game as a senior . . . Led team to 24.2 record and championships in Central League, District and Pre-Regional . . . All-State, played in Dapper Dan Classic . . . Will major in Business.

**RONNIE LYONS**—5-1.0 Guard—Maysville, Ky. (9/30/52)—Kentucky's "Mr. Basketball" . . . State's leading scorer last year with 1,250 points, an average of 35.9 per game . . . Slick ball handler and dribbler . . . Six assists a game . . . High game of 60 points . . . Four-year career total of 3,398 points . . . "Honorary Captain" All-State team, high school All-American, Kentucky-Indiana All-Star game, Dapper Dan Classic . . . Fine baseball player, hit .748 last year and has pitched two no-hit games . . . Will major in physical education.

**WENDELL LYONS**—6-5 Forward—Vine Grove, Ky. (12/17/52)—Good jumper, averaged 18.7 rebounds as a senior . . . Built up strength with weight-lifting program as a freshman . . . Excellent quickness and speed for forward . . . Averaged 26.5 points a game . . . Twice All-District . . . All-State . . . Will major in Business.

## KENTUCKY'S COLORS

The blue and white of the University of Kentucky are known to sports fans everywhere. Officially the colors are Yale blue and white, but in the beginning, when the Lexington institution was still known as the Agricultural and Mechanical College of Kentucky, the colors were "Stoll blue" and white. One day back in the 1890's a group of Kentucky football stalwarts met to choose their school colors. Someone suggested blue and white—"blue like Dick Stoll's necktie"—and those colors were immediately adopted. "Dick" Stoll was to become Judge Richard C. Stoll, distinguished public servant and, for more than fifty years before his death, a member of the U.K. board of trustees.



## SUCCESSOR TO A 'WHITE ELEPHANT'

Only a little more than four decades ago, the University of Kentucky provided its basketball team with its second home—a magnificent new Alumni Gymnasium seating 2,800 spectators.

A great many persons freely suggested that the arena would prove to be a "white elephant" which would never be crowded to anywhere near capacity by the sport that then was considered little more than an innocuous winter-months' pastime.

But the hardwood game blitzed the nation and Kentucky's teams forged to the national forefront in such a crowd-pleasing manner that the "huge" hall soon could not begin to accommodate the large number of fans seeking to whet their new-found interest. In fact, the situation soon developed to the point where only the student body and faculty were admitted and for several years about all that Kentuckians at large knew of their state university's famed cage teams consisted of information gleaned from the radio and newspapers.

In 1941, when Dr. H. L. Donovan became president of the University, one of his first recommendations was for a building "that will properly take care of our athletics, our health service, physical education, and recreation." From this beginning came the plan that culminated in the construction of 11,500-seat Memorial Coliseum, an unparalleled edifice costing \$3,925,000 by the time it was completed in 1950.


The huge building, which serves as a memorial to the nearly 10,000 Kentucky heroes who lost their lives in World War II and the Korean conflict, covers an entire city block and contains as much space as a seven-story office building. Situated along Avenue of Champions, the Coliseum is used primarily for basketball games but also serves as the site of a sellout community concert and lecture series as well as numerous physical education classes and conventions.

In sharp contrast to the early days in Alumni Gym, the present hall plays host to approximately 150,000 Kentuckians annually for appearances of the famous Wildcat cage teams alone and interest is increasing with such strides, as evidenced by sellout crowds throughout the past several seasons, that even this splendid arena is rapidly becoming too small.

## THE NCAA IN MEMORIAL COLISEUM

University of Kentucky's spacious Memorial Coliseum has been the site of portions of the NCAA Tournament eight times since its completion in 1950. First round playoffs were staged in the UK Coliseum in 1955, 1959, 1960 and 1962 while regional tournaments were held in the building in 1957, 1958, 1965, and 1968. The Wildcats played in three regional eliminations, being eliminated by Michigan State in '57; defeating Miami (Ohio) and Notre Dame in '58 en route to their fourth and last National Championship, and dropping a one-point decision to Ohio State in 1968.







## 1970-71 KENTUCKY VARSITY BASKETBALL ROSTER

No.*	Name	Pos.	Class	Ht.	Wt.	Age	Exp.	Hometown
10	Jim Dinwiddie .....	G	Sr.	6-4	190	22	2L	Leitchfield, Ky.
12	Tom Parker .....	F	Jr.	6-7	215	20	1L	Collinsville, Ill.
21	Terry Mills .....	G	Sr.	6-2	185	22	2L	Barbourville, Ky.
22	Larry Stamper .....	F	Soph.	6-6	200	20	Fr.	Beattyville, Ky.
24	Steve Penhorwood .....	G	Soph.	6-4	185	19	Fr.	Lima, Ohio
25	Larry Steele .....	F	Sr.	6-5	185	21	2L	Bainbridge, Ind.
30	Stan Key .....	G	Jr.	6-3	186	20	1L	Hazel, Ky.
32	Kent Hollenbeck .....	G	Jr.	6-4	190	20	1L	Knoxville, Tenn.
34	Mike Casey .....	G-F	Sr.	6-4	190	22	2L	Simpsonville, Ky.
40	Clint Wheeler .....	F	Sr.	6-7	208	22	Fr.	Ashland, Ky.
42	Dan Perry .....	F	Soph.	6-8	210	19	Fr.	Lima, Ohio
45	Mark Soderberg .....	C	Jr.	6-10	224	20	1L	Huntington Beach, Calif.
54	Tom Payne .....	C	Soph.	7-0	235	20	—	Louisville, Ky.
55	Jim Andrews .....	C	Soph.	6-11	233	19	Fr.	Lima, Ohio

\* Same Numbers on both home (white) and road (blue) uniforms.

HEAD COACH—ADOLPH RUPP (40 years—Won 836, Lost 177)  
ASSISTANT COACHES—Joe B. Hall, T. L. Plain, and Dick Parsons

TRAINER—Dr. Claude Vaughan

STUDENT MANAGER—John Ferguson

SQUAD STRENGTH—14

Seniors—5

From Kentucky—7

LETTERMEN LOST—3

Juniors—4

LETTERMEN RETURNING—8

Sophomores—5

From 5 Other States—7



## UK FRESHMAN BASKETBALL ROSTER — 1970-71

(Kittens)

No.*	Name	Pos.	Ht.	Wt.	Hometown	High School
10	Ray Edelman	G	6-2	172	Ardmore, Pa.	Haverford
14	Ronnie Lyons	G	5-10	155	Maysville, Ky.	Mason County
25	Wendell Lyons	F	6-5	195	Vine Grove, Ky.	North Hardin
40	Rick Drewitz	F	6-7	185	Garden City, Mich.	Garden City


\* Same numbers on both home (white) and road (blue) uniforms.

COACH—Joe B. Hall

Assistant Coach—T. L. Plain



# Scouting Reports





## 1st Game—NORTHWESTERN at Evanston—Tuesday, Dec. 1

Site—McGow Hall (8,500)  
Location—Evanston, Ill.  
Enrollment—6,500  
Conference—Big Ten  
Nickname—Wildcats  
Colors—Purple and White  
Athletic Director—Tippy Dye  
Publicist—George Beres  
1969-70 Record—Won 9, Lost 15

Tipoff—8:00 p.m. CST  
Series—UK Leads 4-0 since '62  
Last Game—118-116 UK (A) in '66  
Biggest Win Margin—  
UK 32 (95-63) in '63  
NW (No Wins)  
Records at Site—  
UK 2-0 (Last win in '66)  
NW 0-2 (No Wins)  
Rupp Record—Won 4, Lost 0

COACH—Brad Snyder (2 Years at NU—Won 13, Lost 17—Pct. 43.3)

Offense—Single Post, Fast Break

Defense—Man-to-Man

Chief Losses—Dale Kelley (G) 24.2; Don Adams (G) 16.1

Top Returnees—Barry Moran (6-5 F) 10.2

Best Newcomers—Perry Ludy (6-3 G) 24.2; Mark Sibley (6-1 G) 14.0

**OUTLOOK:** Northwestern faces its biggest rebuilding job in a decade after losing three three-year starters, including record setting guard Dale Kelley. Eight lettermen return but only two, forwards Barry Moran and Don Crandall saw enough action to score in triple figures. Key to hopes for winning season is the squad's tallest player, 6-9 junior center Barry Hentz.

## 2nd Game—MICHIGAN at Lexington—Saturday, Dec. 5

Site—Memorial Coliseum (11,500)  
Location—Ann Arbor, Mich.  
Enrollment—32,003  
Conference—Big Ten  
Nickname—Wolverines  
Colors—Maize and Blue  
Athletic Director—Don Canham  
Publicist—Will Perry  
1969-70 Record—Won 10, Lost 14  
(Conf. Finish—Tie for 6th)

Tipoff—8:00 p.m. EST  
Series—UK leads 3-1 since '24  
Last Game—112-104 UK (UKIT) in '68  
Biggest Win Margin—  
UK 17 (96-79) in '67  
UM 10 (21-11) in '24  
Records at Site—  
UK 3-0  
UM 0-3  
Rupp Record—Won 3, Lost 0

COACH—John Orr (2 Years at UM—Won 23, Lost 25—Pct. 47.7)

Offense—Fast Break

Defense—Man-To-Man and Pressure

Chief Losses—Rudy Tomjanovich (F) 30.1; Richard Carter (F) 12.8; Mark Henry (G) 6.0

Top Returnees—Dan Fife (6-2 G) 13.2; Rodney Ford (6-4 F) 14.5; Wayne Grabiec (6-5 G) 4.6

Best Comers—Henry Wilmore (6-4 F) 23.1; Ernie Johnson (6-8 F) 17.4; John Lockard (6-5 F) 13.9; Ken Brady (6-11 C) DNP

**OUTLOOK:** The Wolverines figure to be a more formidable team this year with senior Capt. Dan Fife and senior forward Rodney Ford forming the nucleus for coach John Orr's racehorse style of play. Sophomores are being counted on to give Michigan board strength it has lacked since the days of Cazzie Russell and Bill Buntin. Henry Wilmore, a 6-4 forward, has tremendous inside moves and led the frosh with 23.1 points a game.



### 3rd Game—WEST VIRGINIA at Morgantown—Monday, Dec. 7

Site—WVU Coliseum (14,000)  
Location—Morgantown, W. Va.  
Enrollment—15,000  
Conference—Independent  
Nickname—Mountaineers  
Colors—Old Gold and Blue  
Athletic Director—Robert N. (Red) Brown  
Publicist—Ben Lusk  
1969-70 Record—Won 11, Lost 15

Tipoff—8:00 p.m. EST  
Series—UK leads 9-4 since '24  
Last Game—106-87 UK (H) in '69  
Biggest Win Margin—  
UK 24 (102-78) in '64  
WVU 18 (44-26) in '27  
Records at Site—  
UK 0-1  
WVU 1-0 (Last win in '40)  
Rupp Record—Won 7, Lost 3

COACH—G. E. "Sonny" Moran (1 Year at WVU—Won 11, Lost 15—Pct. 43.1)

Offense—Fast Break

Defense—Man-To-Man

Chief Losses—Bob Hummel (G) 14.0; Larry Woods (F) 11.9

Top Returnees—Wil Robinson (6-2 G) 20.0; Mik Heitz (7-0 C) 7.6.

Best Newcomers—Larry Harris (6-6 F) 23.9; Levi Phillips (6-3 G) 17.2.

**OUTLOOK:** A combination of "youthful-experience" in three returning starters and immediate junior college help make outlook rosier for 70-71 Mountaineers. Emphasis is on "improvement" and the key could very well be the development of 7-0 junior center Mike Heitz. Heading the list of veterans is All-American candidate Wil Robinson, a 6-2 junior guard, whose ability to strike for lightning-quick baskets ignited the Mountaineers on several occasions last year that resulted in victories.

### 4th Game—INDIANA at Bloomington—Saturday, Dec. 12

Site—I.U. Fieldhouse (9,200)  
Location—Bloomington, Ind.  
Enrollment—29,500  
Conference—Big Ten  
Nickname—Hoosiers or Big Red  
Colors—Cream and Crimson  
Athletic Director—J. W. (Bill) Orwig  
Publicist—Tom Miller  
1969-70 Record—Won 7, Lost 17  
(Conf. Finish—10th)

Tipoff—4:05 p.m. EST  
Series—IU leads 6-4 since '24  
Last Game—109-92 UK in '69  
Biggest Win Margin—  
UK 35 (91-56) in '65  
IU 19 (38-19) in '26  
Records at Site  
UK 0-2  
IU 2-0 (Last Win in '48)  
Rupp Record—Won 4, Lost 2

COACH—Lou Watson (4 Years at IU—Won 45, Lost 53—Pct. 45.9)

Offense—Fast Break

Defense—Man-to-Man or Zone

Chief Losses—Joe Cooke (F) 22.3; Ken Johnson (C) 14.7

Top Returnees—Jim Harris (6-2 G) 18.1; Joby Wright (6-8 F) 14.7

Best Newcomers—George McGinnis (6-7 F); Steve Downing (6-9 C).

**OUTLOOK:** Indiana's basketball fortunes in 1970-71 should be greatly enhanced with the addition of last year's "best freshman cage squad in the country." Top Newcomers George McGinnis, the country's top prep star in '69, and Steve Downing, teammates on the undefeated Indianapolis Washington High State champs of '69 and Prep-All-America Ed Daniels head a list of sophomores which promises to cause some real fireworks in battling for starting positions.



## U.K. INVITATIONAL TOURNAMENT

Friday and Saturday, Dec. 18-19

(See also special UKIT information on pages 26-29)

Site All Games—Memorial Coliseum (11,500)  
Tipoff Times—7:30 and Approx. 9:30 EST Both Nights  
(25-minute intermission between games)

### De PAUL

Location—Chicago, Ill.  
Enrollment—10,250  
Conference—Independent  
Colors—Scarlet-Blue  
Nickname—Blue Demons

Athletic Director—Ray Meyer  
Publicist—John M. McCann  
1969-70 Record—Won 12, Lost 13  
Series—UK Leads 16-3 since '43  
Last Game—81-79 DePaul (A) '56

UKIT Record—First Appearance

COACH—Ray Meyer (28 years at DP—Won 445, Lost 245—Pct. 64.5)

Offense—Single Pivot

Defense—Switching Man-to-Man

Chief Losses—Ken Warzynski (F) 19.6; Jevira Brown (F) 15.2; Tom Macy (G) 12.0

Top Returnees—Joe Meyer (6-1 G) 16.2; Ed Goode (6-1 G) 5.8

Best Newcomers—Al Burks (6-3 F) 19.4; Harry Shields (6-4 F) Injured

**OUTLOOK:** The loss of four starters and two key reserves will force Coach Ray Meyer into a major rebuilding job for the 70-71 season. Only the Coach's son, Capt. Joe Meyer, returns from a mediocre team which compiled a 12-13 record for the first losing season for Meyer since '57-'58. However, youth and eagerness may provide a few surprises along the way despite a rugged schedule.

### KANSAS STATE

Location—Manhattan, Kansas  
Enrollment—13,500  
Conference—Big Eight  
Nickname—Wildcats  
Colors—Purple and White

Athletic Director—Ernie Barrett  
Publicist—Dev Nelson  
1969-70 Record—Won 20, Lost 8  
(Conf. Finish—First)  
Series—UK leads 5-0 since '40  
Last Game—83-79 UK (UKIT) in '66

UKIT Record—Won 2, Lost 2 in Two Appearances

COACH—Jack Hartman (First Year at Kansas State)

Offense—Controlled Pattern

Defense—Pressure—Man-to-Man

Chief Losses—Jerry Venable (F) 16.1; Jeff Webb (G) 11.1; Wheeler Hughes (G) 8.2

Top Returnees—Bob Zender (6-8 F) 12.4; David Hall (6-7 F) 12.0; Terry Snider (6-3 G) 3.6

Best Newcomers—Steve Mitchell (6-10 C) 23.4; Ernie Kusyner (6-5 F-G) 24.6.

**OUTLOOK:** A new era begins at Kansas State with the arrival of Jack Hartman, coach at Southern Illinois for the past 15 years. Two starters and six lettermen return, including forwards Bob Zender, All-Big Eight Sophomore of the Year, and runner-up David Hall. Key to the team's success lies with frosh standouts Steve Mitchell, 6-10, 240 lb., center, destined to become one of K-State's all-time great big men, and Ernie Kusyner, forward-guard who led the frosh in scoring.



## PURDUE

Location—Lafayette, Ind.  
Enrollment—27,400  
Conference—Big Ten  
Colors—Old Gold and Black  
Nickname—Boilermakers

Athletic Director—G. J. (Red) Mackey  
Publicist—Ted Haracz  
1969-70 Record—Won 18, Lost 6  
(Conf. Finish 2nd)

UKIT Record—First Appearance

COACH—George King (5 Years at Purdue—Won 79, Lost 45—Pct. 63.7)

Offense—Fast Break

Defense—Man Pressure

Chief Losses—Rick Mount (G) 35.4; Ty Bedford (F) 5.2; Jerry Johnson (C) 2.8

Top Returnees—George Faerber (6-5 F) 12.4; Bob Ford (6-7 F) 11.7; Larry Weatherford (6-3 G) 17.0

Best Newcomers—Rick Risinger (6-4 G) 21.4; Dennis Gamauf (6-3 G) 13.8.

**OUTLOOK:** Even though Purdue lost 43.4 points a game by graduation, including All-American Rick Mount, the Boilermakers have three starters returning to form a solid nucleus that rates them at the top of the Big Ten. In Larry Weatherford, they perhaps have the best guard in the conference. The fast break will be the main strike weapon; however, they will concentrate more on the inside game for scoring.

## KENTUCKY

Location—Lexington, Ky.  
Enrollment—27,740  
Conference—Southeastern  
Colors—Blue and White  
Nickname—Wildcats

Athletic Director—Harry C. Lancaster  
Publicist—Russell Rice  
1969-70 Record—Won 26, Lost 2  
(Conf. Finish—First)

### 7th Game—OREGON STATE at Lexington—Tuesday, Dec. 22

Site—Memorial Coliseum (11,500)  
Location—Corvallis, Oregon  
Enrollment—15,500  
Conference—Pacific-8  
Nickname—Beavers  
Colors—Orange and Black  
Athletic Director—Jim Barratt  
Publicist—John Eggers  
1969-70 Record—Won 10, Lost 16  
(Conf. Finish—Tie for 5th)

Tipoff—8:00 p.m. EST  
Series—UK leads 1-0 since '66  
Last Game—96-66 UK (UKIT) in '66  
Biggest Win Margin—  
UK 30 (96-66) in '66  
Records at Site  
UK 1-0 (Last Win in '66)  
OS 0-1  
Rupp Record—Won 1, Lost 0

COACH—Ralph Miller (1st Year at Oregon State)

Offense—Fast Break

Defense—Full-Floor, Pressure

Chief Losses—Vic Bartolome (C) 16.1; Gary Freeman (F) 14.7; Vince Fritz (G) 11.1

Top Returnees—Freddie Boyd (6-2 G) 9.7; Billy Nickleberry (5-8 G) 10.1

Best Newcomers—Gary Erickson (6-1 G) 20.7; Neil Jurgenson (6-9 C) 17.8

**OUTLOOK:** New coach Ralph Miller brings "pressure basketball" to a school which has seen control basketball for the last 42 years. Miller, faced with rebuilding the Beavers' fortunes after losing the three top scorers from last year's team, has junior guards Freddie Boyd and Billy Nickleberry plus soph prospects Gary Erickson, a guard, and Neil Jurgenson, a 6-9 center, with which to form a nucleus.



## 8th Game—NOTRE DAME at Louisville—Tuesday, Dec. 29

Site—Freedom Hall (18,500)  
Location—South Bend, Ind.  
Enrollment—6,200  
Conference—Independent  
Nickname—Fighting Irish  
Colors—Gold and Blue  
Athletic Director—Edward W. Krause  
Publicist—Roger O. Valdiserri  
1969-70 Record—Won 21, Lost 8

Tipoff—8:00 p.m. EST  
Series—UK leads 20-12 since '29  
Last Game—109-99 UK (N) in '70  
Biggest Win Margin—  
UK 34 (103-69) in '65  
ND 21 (41-20) in '36  
Records at Site—  
UK 13-5 (Last Win in '69)  
ND 5-13 (Last Win in '64)  
Rupp Record—Won 20, Lost 11

COACH—Johnny Dee (6 Years at Notre Dame—Won 96, Lost 71—Pct. 57.4)

Offense—Notre Dame Stacked Offense  
Defense—Man-to-Man  
Chief Losses—Mike O'Connell (G) 6.2; John Gallagher (F) 3.3; Jay Ziznewski (C) 3.7  
Top Returnees—Austin Carr (6-3 G) 38.1; Collis Jones (6-7 F) 18.6  
Best Newcomers—Don Silinski (6-3 F) 23.1; Bill Lucas (6-4 F-G) 15.4.

**OUTLOOK:** Fantastic Austin Carr, the nation's second-leading scorer with a 38.1 average in '69-70, is back and expected to be even more deadly than he was as a junior. The 6-3 guard scored 43 and 52 points against Kentucky and was unstoppable against other opponents as well. Returning front men Collis Jones and Sid Catlett promise to make it rough under the boards.

## MISSISSIPPI

### 9th Game—at Oxford—Saturday, Jan. 2 18th Game—at Lexington—Saturday, Feb. 6

Site—Coliseum (8,500) Oxford  
Memorial Coliseum (11,500) Lexington  
Location—Oxford, Miss.  
Enrollment—8,000  
Conference—Southeastern  
Nickname—Rebels  
Colors—Red and Navy Blue  
Athletic Director—C. M. (Tad) Smith  
Publicist—Billy Gates  
1969-70 Record—Won 10, Lost 15  
(Conf. Finish—7th)

Tipoff—7:30 p.m. EST  
Tipoff—8:00 p.m. EST  
Series—UK leads 36-2 since '25  
Last Game—120-85 UK (A) in '70  
Biggest Win Margin—  
UK 58 (116-58) in '52  
UM 20 (37-17) in '27  
Records at Site—  
UK 5-0 at Oxford  
UM 1-18 at Lexington  
Rupp Record—Won 33, Lost 0

COACH—Robert (Cob) Jarvis (2 years at UM—Won 20, Lost 29—Pct. 40.8)

Offense—Fast Break  
Defense—Multiple  
Chief Losses—Ron Coleman (G) 20.8; Ron Butler (F) 13.5; Charlie Ward (G) 8.6  
Top Returnees—Duaine Boucher (6-5 F) 12.9; Cecil Jones (6-2 G) 7.0.  
Best Newcomers—Johnny Neumann (6-6½ G) 38.4; Dave Smith (6-7 F) 15.0.

**OUTLOOK:** Ole Miss will utilize "gangbuster" basketball this season, run-and-shoot style authored by half-dozen veterans and half-dozen members of the Rebels' "finest-ever freshman team." Johnny Neumann, 6-6½ guard, is being boomed for All-America honors and figures to be chief gunner. Returning starters are Boucher, Jones and center Lock Ross.



## MISSISSIPPI STATE

10th Game—at Starkville—Monday, Jan. 4

19th Game—at Lexington—Monday, Feb. 8

Site—Bulldog Gymnasium (5,000)  
Memorial Coliseum (11,500) Lexington  
Location—State College, Miss.  
Enrollment—9,500  
Conference—Southeastern  
Nickname—Bulldogs  
Colors—Maroon and White  
Athletic Director—Charles Shira  
Publicist—Bob Hartley  
1969-70 Record—Won 6, Lost 18  
(Conf. Finish—10th)

Tipoff—8:00 p.m. CST  
8:00 p.m. EST  
Series—UK leads 33-7 since '21  
Last Game—86-57 UK (A) in '70  
Biggest Win Margin—  
UK 44 (110-66) in '52  
MS 8 (66-58) in '59  
Records at Site—  
UK 10-3 at State College  
MS 3-16 at Lexington  
Rupp Record—Won 28, Lost 5

COACH—Kermit Davis (1st Year at MS)

Offense—Overload and Shuffle  
Chief Losses—John Guyton (C) 16.3; Jim Martin (F) 12.7; Bubba Walker (F) 4.4  
Top Returnees—Jack Bouldin (5-11 G) 15.4; Randy Hodges (6-3 F) 13.1.  
Best Newcomers—Malcolm Wesson (6-5 F) 15.7; Mike Vosburgh (6-5 G) 19.7.

**OUTLOOK:** New Coach Kermit Davis must replace the entire front line in rebuilding the Bulldogs' basketball fortunes. Guard position is well fortified with three top performers returning: Jack Bouldin, Randy Hodges and Donnie Black. Walt Hampton, 6-7, who last year played in seven games before becoming ineligible and Bill Combs, 6-6, who averaged 2.2 points in 16 games, will supply the height at center.

## FLORIDA

11th Game—at Lexington—Saturday, Jan. 9

20th Game—at Gainesville—Saturday, Feb. 13

Site—Memorial Coliseum (11,500) Lexington  
Florida Gym (5,100) Gainesville  
Location—Gainesville, Fla.  
Enrollment—20,600  
Conference—Southeastern  
Nickname—Gators  
Colors—Orange and Blue  
Athletic Director—Ray Graves  
Publicist—Norm Carlson  
1969-70 Record—Won 9, Lost 17  
(Conf. Finish—Tie for 7th)

Tipoff—8:00 p.m. EST  
8:00 p.m. EST  
Series—UK leads 28-6 since '27  
Last Game—110-66 UK (H) in '70  
Biggest Win Margin—  
UK 56 (87-31) in '48  
UF 18 (96-78) in '68  
Records at Site—  
UF 1-12 at Lexington  
UK 9-4 at Gainesville  
Rupp Record—  
Won 27, Lost 6

COACH—Tommy Bartlett (4 Years at UF—Won 64, Lost 40—Pct. 61.5)

Offense—1-3-1  
Chief Losses—Andy Owens (F) 27.0  
Top Returnees—Earl Findley (6-7 F) 9.4; Jerry Hoover (5-11 G) 9.2.  
Best Newcomers—Gary Waddell (6-10 C) Inj.; Hal Kelley (6-2 G) Inj.

**OUTLOOK:** The big question mark with the Gators is the readiness of soph center Gary Waddell, 6-10, who sat out last year with an injured back. As a freshman, Waddell averaged 20.9 points and if healthy can give the Gators height lacked last year. If Waddell is able to play, last year's center, Dan Boe, will move to the high post. Veterans Jerry Hoover at the point guard and Cliff Cox and Earl Findley at the wings give Coach Bartlett solid experience.







## LOUISIANA STATE

14th Game—at Baton Rouge—Saturday, Jan. 23

22nd Game—at Lexington—Saturday, Feb. 20

Site—LSU Coliseum (9,800) Baton Rouge	Tipoff—8:00 p.m. CST
Memorial Coliseum (11,500) Lexington	3:00 p.m. EST (TV)
Location—Baton Rouge, La.	Series—UK leads 32-1 since '33
Enrollment—19,000	Last Game—121-105 (UK (A) in '70
Conference—Southeastern	Biggest Win Margin—
Nickname—Tigers	UK 42 (107-65) in '56
Colors—Purple and Gold	LSU 14 (73-59) in '61
Athletic Director—Carl Maddox	Records at Site—
Publicist—Bud Johnson	UK 11-1 at Baton Rouge
1969-70 Record—Won 22, Lost 10	LSU 0-12 at Lexington
(Conf. Finish—Second)	Rupp Record—Won 32, Lost 1

COACH—Press Maravich (4 years at LSU—Won 52, Lost 58—Pct. 47.3)

Offense—Two-Three  
Defense—Man-to-Man  
Chief Losses—Pete Maravich (G) 44.5; Danny Hester (F) 16.1; Jeff Tribbett (G) 5.4  
Top Returnees—Al Sanders (6-7 C) 12.0; Bill Newton (6-9 F) 11.2  
Best Newcomers—Gary Simpson (6-0 G) 34.6; Bill Whittle (6-6 F) 21.1.

**OUTLOOK:** With the loss of Player of the Year, Pete Maravich, LSU also lost half of its offensive scoring punch. Regulars Al Sanders and Bill Newton hope to help LSU retain its SEC rebounding crown and will get support from soph Bill Whittle.

## ALABAMA

15th Game—at Tuscaloosa—Monday, Jan. 25

23rd Game—at Lexington—Monday, Feb. 22

Site—Memorial Coliseum (15,014)	Tipoff—8:00 p.m. CST
Tuscaloosa	8:00 p.m. EST
Memorial Coliseum (11,500) Lexington	Series—UK leads 51-12 since '23
Location—Tuscaloosa, Ala.	Last Game—98-89 UK (A) in '70
Enrollment—14,800	Biggest Win Margin—
Conference—Southeastern	UK 42 (74-32) in '49
Nickname—Crimson Tide	UA 24 (101-77) in '56
Colors—Crimson and White	Records at Site—
Athletic Director—Paul Bryant	UK 13-6 at Tuscaloosa
Publicist—Charley Thornton	UA 3-27 at Lexington
1969-70 Record—Won 8, Lost 18	Rupp Record—Won 51, Lost 9
(Conf. Finish—9th)	

COACH—C. M. Newton (2 years at UA—Won 12, Lost 38—Pct. 24.0)

Offense—Single Post  
Defense—Man-to-Man—Basic  
Chief Losses—None  
Top Returnees—Jimmy Hollon (6-3 G) 19.4; Alan House (6-8 C) 14.0.  
Best Newcomers—Dennis Smith (6-3 G) 19.3; Wendell Hudson (6-5 F) 18.4.

**OUTLOOK:** Coach C. M. Newton's rebuilding job has created an excitement and enthusiasm new to Alabama cage fans that could develop into something special should team improvement continue as it has the last two years. With an all-sophomore starting team, including the SEC's top sophomore scorer in Jimmy Hollon, returning, plus a star-studded group from the freshman team, Newton is optimistic.



## VANDERBILT

16th Game—at Lexington—Saturday, Jan. 30

24th Game—at Nashville—Saturday, Feb. 27

Site—Memorial Coliseum (11,500) Lexington	Tipoff—8:00 p.m. EST
Memorial Gym (15,581) Nashville	2:00 p.m. CST (TV)
Location—Nashville, Tenn.	Series—UK leads 70-22
Enrollment—5,722	Last Game—90-86 UK (H) in '70
Conference—Southeastern	Biggest Win Margin—
Nickname—Commodores	UK 69 (98-29) in '47
Colors—Black and Gold	VU 16 (110-94) in '67
Athletic Director—Jeff Neely	Records at Site—
Publicist—Ron Barnes	VU 10-37 at Lexington
1969-70 Record—Won 12, Lost 14	UK 29-11 at Nashville
(Conf. Finish—Sixth)	Rupp Record—Won 62, Lost 14

COACH—Roy Skinner (10 Years at VU—Won 175, Lost 79—Pct. 68.8)

Offense—Patterned Fast Break

Defense—Man-to-Man

Chief Losses—Perry Wallace (F) 17.7

Top Returnees—Thorpe Weber (6-7 F) 15.7; Tom Arnholt (6-2 G) 14.3.

Best Newcomers—Rod Freeman (6-7 F) 20.1; Ray Maddux (6-8 F) 18.6

**OUTLOOK:** Experience, depth and height blended together make Vandy a prime contender for the SEC championship. Senior co-captains Thorpe Weber and Ralph Mayes return with the nation's tallest player, 7-4 Steve Turner and guard Tom Arnholt and a wealth of talent from the frosh team.

## AUBURN

17th Game—at Lexington—Monday, Feb. 1

25th Game—at Auburn—Monday, March 1

Site—Memorial Coliseum (11,500) Lexington	Tipoff—8:00 p.m. EST
Memorial Coliseum (13,000) Auburn	8:00 p.m. CST
Location—Auburn, Ala.	Series—UK leads 27-5 since '21
Enrollment—14,926	Last Game—102-81 UK (H) in '70
Conference—Southeastern	Biggest Win Margin—
Nickname—Tigers	UK 66 (84-18) in '47
Colors—Orange and Blue	AU 19 (88-69) in '65
Athletic Director—Jeff Beard	Records at Site—
Publicist—Buddy Davidson	AU 0-13 at Lexington
1969-70 Record—Won 15, Lost 10	UK 6-4 at Auburn
(Conf. Finish—Tie for 3rd)	Rupp Record—Won 25, Lost 5

COACH—Bill Lynn (7 Years at AU—Won 108, Lost 74—Pct. 59.4)

Offense—Shuffle

Defense—Man-to-Man

Chief Losses—Bill Alexander (C) 13.6; Carl Shetler (G) 10.7

Top Returnees—John Mangelt (6-2 G) 26.8; Henry Harris (6-3 G) 12.5

Best Newcomers—Jim Retseck (6-9 C) 20.1

**OUTLOOK:** Auburn returns John Mengelt, the best player in Tiger history, along with starters Henry Harris and Jimmy Walker. The Tigers, with only one starter over 6-3, finished tied for third in the SEC with an 11-7 record. Harris will move from front line duty to team with Mengelt in the backcourt. Jim Retseck, a quick big man coming up from the freshman team, will fill in at center.



## HELMS ATHLETIC FOUNDATION COLLEGIATE BASKETBALL SELECTIONS

### College Basketball Hall of Fame

1946—Adolph F. Rupp .....	Coach
1933—Forest (Aggie) Sale .....	Player
1964—Carey Spicer .....	Player
1966—Cliff Hagan .....	Player

### Player of the Year

1933—Forest Sale .....	Center-Forward
1935—LeRoy Edwards .....	Center
1949—Alex Groza .....	Center
1951—Bill Spivey .....	Center

### Helms' National Champions

	W	L	Points	Points Against
1933—Kentucky .....	20	3	1073	630
1948—Kentucky .....	36	3	2690	1730
1949—Kentucky .....	32	2	2320	1492
1951—Kentucky .....	32	2	2540	1783
1954—Kentucky .....	25	0	2187	1508
1958—Kentucky .....	23	6	2166	1817

### "THAT WAS NO ZONE DEFENSE!"—RUPP

Always ready with a colorful quip for dotting members of the press-radio-TV corps, Kentucky Coach Adolph Rupp sent his listeners rushing to their dictionaries in 1963-64 when he came up with a colorful description of a new defense installed in early season. Sportswriters who witnessed the special 1-3-1 point defense for the first time against Tennessee in January were inclined to refer to it as a "zone." But Baron Rupp, to whom the term "zone defense" had long been one of the most abhorred in his vocabulary and a pattern never used by his Wildcats, cagily denied this. "We never have used the zone at Kentucky and never intend to," he declared with tongue in cheek. "That was no zone. It was simply a stratified, transitional, hyperbolic paraboloid." STHP carried the UKats to a successful quest of the conference title and an NCAA berth. They lost only once in regular season play using the special defense—that coming in the final game with St. Louis. In an earlier upset at the hands of Alabama, the UK defense had reverted to the familiar "Man-for-Man."



## SERIES SCORES WITH 1970-71 OPPONENTS

Date	Ky.	Opp.
<b>NORTHWESTERN (4-0)</b>		
12-15-62 (H)	71	60
12- 7-63 (A)	95	63
12-11-65 (H)	86	75
12-10-66 (A)	118	116

Date	Ky.	Opp.
<b>MICHIGAN (3-1)</b>		
12-20-24 (H)	11	21
3-12-66 (NCAA)	84	77
12- 2-67 (A)	96	79
12-20-68 (UKIT)	112	104

Date	Ky.	Opp.
<b>WEST VIRGINIA (9-4)</b>		
2- 4-24 (H)	24	21
2- 2-25 (H)	29	19
2- 7-27 (H)	26	44
1- 8-40 (H)	47	38
12-12-40 (H)	46	34
1-11-41 (A)	43	56
3-18-46 (NIT)	59	51
12-20-57 (UKIT)	70	77
12-20-58 (UKIT)	97	91
12-19-59 (UKIT)	70	79
12-22-62 (UKIT)	79	75
12-18-64 (UKIT)	102	78
12- 1-69 (H)	106	87

Date	Ky.	Opp.
<b>INDIANA (4-6)</b>		
12-18-24 (H)	18	20
1- 5-25 (A)	23	34
12-21-26 (H)	19	38
2- 4-28 (A)	29	48
12-30-40 (S-Bowl)	45	48
12-23-42 (N)	52	58
12-11-43 (N)	66	41
12-16-44 (N)	61	43
12-18-65 (UKIT)	91	56
12-13-69 (H)	109	92

Date	Ky.	Opp.
<b>PURDUE (2-0)</b>		
12-25-49 (A)	60	54
12- 9-50 (H)	70	52

Date	Ky.	Opp.
<b>KANSAS STATE (5-0)</b>		
1- 1-40 (H)	53	26
12-20-40 (A)	28	25
3-27-51 (NCAA)	68	58
12-23-61 (UKIT)	80	67
12-23-66 (UKIT)	83	79

Date	Ky.	Opp.
<b>De PAUL (16-3)</b>		
2-20-43 (A)	44	53
12-12-46 (H)	65	45
2- 8-47 (A)	47	53
12-10-47 (N)	74	50
12-31-48 (A)	68	51
12- 8-48 (N)	67	36
1-22-49 (A)	56	45
12-21-49 (N)	49	47
1-21-50 (A)	86	53
1- 8-51 (H)	63	55
2-19-51 (A)	60	57
12-20-51 (H)	98	60
2-23-52 (A)	63	61
1-11-54 (H)	81	63
2-20-54 (A)	76	61
1-10-55 (H)	92	59
2-19-55 (A)	76	72
12-12-55 (H)	71	69
2-18-56 (A)	79	81

Date	Ky.	Opp.
<b>OREGON STATE (1-0)</b>		
12-22-66 (UKIT)	96	66

Date	Ky.	Opp.
<b>NOTRE DAME (20-12)</b>		
1-12-29 (A)	19	16
2-10-36 (A)	20	41
1- 5-37 (LV)	28	41
1-15-38 (A)	37	47
1-14-39 (LV)	37	42
1-13-40 (A)	47	52
1- 4-41 (LV)	47	48
7- 7-42 (A)	43	46
1-23-43 (LV)	60	55
1- 8-44 (LV)	55	54
1-27-45 (LV)	*58	59
1-26-46 (A)	47	56
2- 1-47 (LV)	60	30
2- 2-48 (A)	55	64
1-29-49 (LV)	62	38
1-23-50 (A)	51	64
1-15-51 (H)	69	44
2- 2-52 (N)	71	66
3-15-58 (NCAA)	89	56
2-14-59 (N)	71	52
2-13-60 (H)	68	65
12- 7-60 (LV)	68	62
12-30-61 (LV)	100	53
12-29-62 (LV)	78	70
12-28-63 (LV)	101	81
12-29-64 (LV)	97	111
12-29-65 (LV)	103	69
12-31-66 (LV)	96	85
12-30-67 (N)	81	73
12-28-68 (N)	110	90
12-27-69 (N)	102	100
3-12-70 (NCAA)	109	99

Date	Ky.	Opp.
<b>MISSISSIPPI (36-2)</b>		
1- 9-25 (H)	26	23
2-11-27 (H)	17	37
2-27-28 (SEC)	28	41
2-22-29 (H)	35	30
2-23-29 (H)	32	24
2-25-33 (SEC)	49	31
3- 2-39 (SEC)	49	30
2-10-41 (H)	60	41
2-27-41 (SEC)	62	52
2-27-42 (SEC)	59	32
2- 3-49 (N)	75	45
2-16-49 (H)	85	31
2- 4-50 (N)	61	55
2-15-50 (H)	90	50
2- 3-51 (N)	86	39
1- 2-52 (N)	116	58
2- 6-52 (H)	81	61
2-13-54 (H)	88	62
2- 5-55 (N)	84	66
2-11-56 (H)	88	49
2- 8-57 (N)	75	69
2- 8-58 (H)	96	65
2- 7-59 (N)	97	72
2- 6-60 (H)	61	43
2-11-61 (N)	74	60
2-10-62 (H)	83	60
2- 9-63 (N)	75	69
2- 8-64 (H)	102	59
2- 6-65 (H)	102	65
2-21-66 (A)	108	65
1-30-67 (H)	96	53
2- 6-67 (A)	79	70
1-29-68 (A)	85	76
2- 5-68 (H)	78	62
1- 4-69 (A)	69	59

Date	Ky.	Opp.
2- 2-69 (H)	104	68
1- 3-70 (H)	95	73
2- 7-70 (A)	120	85

Date	Ky.	Opp.
<b>MISS. STATE (33-7)</b>		
2-28-21 (SIAA)	28	13
1-26-22 (H)	28	21
1-14-24 (H)	16	17
2-27-25 (SC)	31	26
3- 1-26 (SC)	26	31
2- 1-29 (A)	25	23
2- 2-29 (A)	32	14
1-24-30 (H)	43	17
1-25-30 (H)	20	14
2-28-33 (SEC)	46	27
2-28-36 (SEC)	41	39
2-13-39 (H)	39	28
2-13-40 (H)	45	37
2-27-43 (SEC)	52	43
1- 4-50 (N)	87	55
3- 2-50 (SEC)	56	46
2- 2-51 (A)	80	60
3- 1-51 (SEC)	92	70
2-11-52 (H)	110	66
2-15-54 (H)	81	49
2- 7-55 (A)	61	56
2-15-56 (H)	86	65
2-11-57 (A)	81	89
2-10-58 (H)	72	62
2- 9-59 (A)	58	66
2- 8-60 (H)	90	59
2-13-61 (A)	68	62
2-12-62 (H)	44	49
2-11-63 (A)	52	56
2-10-64 (H)	65	59
2- 8-65 (H)	74	56
2-19-66 (A)	73	69
2-11-67 (H)	72	*77
2-18-67 (A)	103	74
2-10-68 (A)	92	84
2-17-68 (H)	107	81
1- 6-69 (A)	91	72
2-10-69 (H)	91	69
1- 5-70 (H)	111	76
2- 9-70 (A)	86	57

Date	Ky.	Opp.
<b>FLORIDA (28-6)</b>		
1- 3-27 (H)	43	36
3- 2-31 (SC)	56	36
2-26-33 (SEC)	48	24
2-24-34 (SEC)	32	38
2-26-42 (SEC)	42	36
3- 1-45 (SEC)	57	35
3- 1-46 (SEC)	69	32
3- 4-48 (SEC)	87	31
3- 3-49 (SEC)	73	36
12-14-50 (H)	85	37
1-12-52 (A)	99	52
2- 8-54 (A)	97	55
2- 3-55 (H)	87	63
2- 6-56 (A)	81	70
2- 2-57 (H)	88	61
1-31-58 (A)	78	56
1-31-59 (H)	94	51
1-29-60 (A)	75	62
2- 4-61 (H)	89	68
2- 2-62 (A)	81	69
2- 2-63 (H)	94	71
2- 1-64 (A)	77	72
1-23-65 (A)	68	84
1-30-65 (H)	78	61
1- 8-66 (A)	78	64
2- 7-66 (H)	85	75
12-17-66 (H)	75	78

\* Overtime Period.



Date		Ky.	Opp.
1-14-67 (A)	.....	72	89
12- 4-68 (H)	.....	99	76
1-13-68 (A)	.....	78	96
1-11-68 (H)	.....	88	67
2-15-69 (A)	.....	81	82
1-10-70 (A)	.....	88	69
2-14-70 (H)	.....	110	66

**GEORGIA (44-7)**

3- 1-21 (SIAA)	....	20	19
2- 3-23 (H)	.....	19	23
2- 7-25 (A)	.....	24	28
2-28-25 (SC)	.....	31	32
2-15-26 (A)	.....	22	18
2-27-26 (SC)	.....	39	34
2-15-28 (SC)	.....	33	16
3- 2-29 (SC)	.....	24	26
2- 1-30 (A)	.....	22	21
2-14-30 (H)	.....	36	23
2-13-31 (A)	.....	16	25
3- 2-40 (SEC)	.....	51	43
1-19-42 (A)	.....	51	26
1-31-42 (H)	.....	55	38
1-18-43 (A)	.....	60	28
2-26-43 (SEC)	.....	59	30
3- 2-44 (SEC)	.....	57	29
1-29-45 (H)	.....	73	37
1-21-47 (A)	.....	84	45
2-10-47 (H)	.....	81	40
1-20-48 (A)	.....	88	51
2-21-49 (H)	.....	95	40
1-17-50 (A)	.....	60	71
1-28-50 (H)	.....	88	56
3- 3-50 (SEC)	.....	79	63
2-23-51 (H)	.....	88	41
1-16-52 (LV)	.....	99	55
2- 4-54 (H)	.....	106	55
2- 6-54 (LV)	.....	100	68
2- 9-55 (H)	.....	86	40
2-27-56 (LV)	.....	143	66
1-30-57 (H)	.....	84	53
1-29-58 (N)	.....	74	55
1-29-59 (H)	.....	108	55
1-27-60 (N)	.....	84	60
2- 7-61 (H)	.....	74	67
1-31-62 (N)	.....	86	59
1-31-63 (H)	.....	74	67
2- 3-64 (A)	.....	103	83
1-25-65 (A)	.....	102	82
2- 1-65 (H)	.....	96	64
1-10-66 (A)	.....	**69	65
2- 5-66 (H)	.....	74	50
1-16-67 (A)	.....	40	49
2-20-67 (H)	.....	101	76
1-15-68 (H)	.....	104	73
2-19-68 (A)	.....	106	87
1-13-69 (H)	.....	88	67
2-17-69 (A)	.....	85	77
1-12-70 (A)	.....	72	71
2-16-70 (H)	.....	116	86

**TENNESSEE (90-35)**

2-16-10 (H)	.....	20	5
2- 7-12 (H)	.....	27	15
2-11-14 (H)	.....	20	14
2-12-14 (H)	.....	20	18
2- 5-15 (A)	.....	21	36
2- 6-15 (A)	.....	22	27
2-17-15 (H)	.....	22	13
2-18-15 (H)	.....	20	18
2-23-16 (H)	.....	17	28
2- 9-17 (H)	.....	20	23
2-10-17 (H)	.....	19	22
3- 2-17 (A)	.....	26	27
3- 3-17 (A)	.....	10	30
2- 7-18 (H)	.....	33	26
2- 8-18 (H)	.....	40	12
3- 1-18 (A)	.....	29	18

Date		Ky.	Opp.
3- 2-18 (A)	.....	32	20
2- 7-19 (A)	.....	22	40
2-28-19 (H)	.....	30	14
2- 5-20 (H)	.....	24	29
2- 7-20 (H)	.....	26	27
2-27-20 (A)	.....	25	28
2-28-20 (A)	.....	36	25
1-20-23 (A)	.....	26	30
2-10-23 (H)	.....	23	28
1-18-24 (A)	.....	14	20
2- 9-25 (A)	.....	34	22
2-18-25 (H)	.....	26	21
2-12-26 (A)	.....	51	17
2-18-26 (H)	.....	27	21
1-21-27 (A)	.....	14	19
2-19-27 (H)	.....	21	30
1-28-28 (H)	.....	48	18
2- 9-28 (A)	.....	43	16
1-17-29 (A)	.....	35	29
1-19-29 (H)	.....	27	22
1-18-30 (H)	.....	23	20
1-31-30 (A)	.....	24	29
1-10-31 (H)	.....	31	23
1-31-31 (A)	.....	*36	32
1-16-32 (A)	.....	29	28
2-13-32 (H)	.....	41	27
1-14-33 (A)	.....	42	21
1-28-33 (H)	.....	44	23
1-13-34 (A)	.....	44	23
1-27-34 (H)	.....	53	26
1-26-35 (H)	.....	48	21
2-16-35 (A)	.....	38	36
1-25-36 (H)	.....	40	31
2-15-36 (A)	.....	28	39
3- 1-36 (SEC)	.....	28	39
1-23-37 (H)	.....	43	26
2-13-37 (A)	.....	24	26
3- 1-37 (SEC)	.....	39	25
1-22-38 (N)	.....	52	27
2-26-38 (A)	.....	29	26
1-21-39 (H)	.....	29	30
2-18-39 (A)	.....	**36	34
3- 4-39 (SEC)	.....	46	38
1-20-40 (H)	.....	35	26
2-17-40 (A)	.....	23	27
3- 1-40 (SEC)	.....	30	29
1-18-41 (A)	.....	22	32
2-15-41 (H)	.....	37	28
3- 2-41 (SEC)	.....	33	36
1-17-42 (A)	.....	40	46
2-14-42 (A)	.....	36	33
1-16-43 (A)	.....	30	28
2-13-43 (H)	.....	53	29
1-20-45 (A)	.....	34	35
2-17-45 (H)	.....	40	34
3- 3-45 (SEC)	.....	39	35
1-19-46 (A)	.....	50	32
2-16-46 (H)	.....	54	34
1-18-47 (A)	.....	54	39
2-15-47 (H)	.....	61	46
1-17-48 (A)	.....	65	54
2-14-48 (H)	.....	69	42
3- 6-48 (SEC)	.....	70	47
1-15-49 (A)	.....	66	51
2- 8-49 (H)	.....	71	56
3- 5-49 (SEC)	.....	83	44
1-14-50 (A)	.....	53	66
2-11-50 (H)	.....	79	52
3- 4-50 (SEC)	.....	95	58
1-20-51 (A)	.....	70	45
2-17-51 (H)	.....	86	61
1-19-52 (A)	.....	65	56
2-16-52 (H)	.....	95	40
3- 1-52 (SEC)	.....	81	66
1-22-54 (A)	.....	97	71
2-18-54 (H)	.....	90	63
1-22-55 (A)	.....	84	66
3- 5-55 (H)	.....	104	61
1-21-56 (A)	.....	95	68
3- 3-56 (H)	.....	101	77

Date		Ky.	Opp.
1-19-57 (A)	.....	97	72
3- 2-57 (H)	.....	93	75
1-18-58 (H)	.....	77	68
3- 1-58 (A)	.....	77	66
1-17-59 (H)	.....	79	58
2-28-59 (A)	.....	69	56
1-16-60 (H)	.....	78	68
2-27-60 (A)	.....	63	65
1-21-61 (H)	.....	83	54
3- 4-61 (A)	.....	68	61
12-22-61 (UKIT)	....	96	69
1-15-62 (A)	.....	95	82
3-10-62 (H)	.....	90	59
1-19-63 (N)	.....	*69	78
3- 2-63 (A)	.....	55	63
1-18-64 (H)	.....	66	57
2-29-64 (A)	.....	42	38
1-16-65 (A)	.....	58	77
2-27-65 (H)	.....	61	60
2-26-66 (H)	.....	78	64
3- 5-66 (A)	.....	62	69
1-23-67 (H)	.....	50	**52
2-13-67 (A)	.....	57	76
1-22-68 (A)	.....	59	87
2-12-68 (H)	.....	60	59
1-18-69 (A)	.....	69	66
3- 8-69 (H)	.....	84	69
1-17-70 (H)	.....	68	52
3- 7-70 (A)	.....	86	69

**LOUISIANA STATE (32-1)**

2-27-33 (SEC)	.....	51	38
2-26-37 (SEC)	.....	57	37
3- 3-39 (SEC)	.....	53	34
3- 3-44 (SEC)	.....	55	28
3- 2-45 (SEC)	.....	68	37
3- 2-46 (SEC)	.....	59	36
3- 5-48 (SEC)	.....	63	47
1-31-51 (A)	.....	81	59
1- 5-52 (H)	.....	57	47
3- 1-52 (SEC)	.....	44	43
3- 9-54 (N)	.....	63	56
12- 4-54 (H)	.....	74	58
1-17-55 (A)	.....	64	62
12- 3-55 (A)	.....	62	52
1-14-56 (H)	.....	107	65
1-12-57 (A)	.....	51	46
1-11-58 (H)	.....	97	52
1-10-59 (A)	.....	76	61
1- 9-60 (H)	.....	77	46
1-13-61 (A)	.....	59	73
1-12-62 (H)	.....	84	63
1-11-63 (A)	.....	63	56
1-10-64 (H)	.....	103	84
1- 9-65 (A)	.....	79	66
1-24-66 (H)	.....	111	85
1-28-67 (H)	.....	102	72
2- 4-67 (A)	.....	105	84
1-27-68 (A)	.....	121	95
2- 3-68 (H)	.....	109	96
1-25-69 (A)	.....	108	96
2-22-69 (H)	.....	103	89
1-24-70 (H)	.....	109	96
2-21-70 (A)	.....	121	105

**ALABAMA (51-12)**

1-25-23 (H)	.....	35	45
2- 5-25 (A)	.....	15	24
2- 1-26 (H)	.....	27	16
1-26-29 (H)	.....	26	27
2- 8-32 (H)	.....	50	22
2-13-33 (N)	.....	35	21
2- 1-34 (N)	.....	33	28
2- 8-34 (H)	.....	26	21
2- 1-35 (N)	.....	33	26
2-11-35 (H)	.....	25	16
2- 3-36 (A)	.....	32	30
2- 7-36 (H)	.....	40	34

\* Overtime Period.



Date	Ky.	Opp.	Date	Ky.	Opp.	Date	Ky.	Opp.
2- 1-37 (N)	38	27	2- 4-16 (H)	25	39	2-17-58 (H)	65	61
2-10-37 (H)	31	34	2- 5-16 (H)	20	23	1- 6-59 (A)	66	75
1-31-38 (N)	57	31	2-14-19 (H)	26	36	2-18-59 (H)	83	71
2-12-38 (H)	27	21	2-22-21 (H)	39	18	1- 5-60 (A)	76	59
1-28-39 (N)	38	41	1-18-22 (A)	12	22	2-16-60 (H)	68	60
2- 1-39 (H)	45	27	1- 1-24 (H)	33	13	7- 9-61 (A)	62	64
1-27-40 (N)	32	36	2-20-26 (H)	30	20	2-21-61 (H)	60	59
2-10-40 (H)	46	18	1-15-27 (H)	32	48	3- 9-61 (N)	88	67
2- 3-41 (A)	38	36	1-14-28 (H)	43	23	1- 8-62 (A)	77	68
2- 8-41 (H)	46	38	2- 8-28 (A)	54	29	2-19-62 (H)	87	80
3- 1-41 (SEC)	39	37	1-21-31 (A)	42	37	1- 7-63 (A)	106	82
2- 2-42 (A)	35	41	2-20-31 (H)	43	23	2-18-63 (H)	67	69
2- 9-42 (H)	50	34	2-10-32 (A)	61	37	1- 6-64 (A)	83	85
3- 1-42 (SEC)	36	34	2-20-32 (H)	31	32	2-17-64 (H)	104	73
1-30-43 (A)	32	41	1-31-33 (A)	40	29	1- 5-65 (H)	79	97
2- 6-43 (H)	67	41	2-18-33 (H)	45	28	2-16-65 (A)	90	91
3- 3-45 (SEC)	52	41	2- 2-34 (A)	48	26	1-15-66 (H)	96	83
3- 2-46 (SEC)	59	30	2-17-34 (H)	47	27	2- 2-66 (A)	105	90
2- 3-47 (A)	48	37	2- 2-35 (A)	58	22	1- 5-67 (H)	89	*91
2-17-47 (H)	63	33	3- 2-35 (H)	53	19	3- 4-67 (A)	94	110
2- 5-48 (A)	41	31	2- 1-36 (A)	23	32	1- 6-68 (A)	94	78
2-16-48 (H)	63	33	2-24-36 (H)	61	41	3- 2-68 (H)	85	80
2- 2-49 (A)	56	40	1-30-37 (A)	41	26	2- 1-69 (H)	103	89
2-14-49 (H)	74	32	2-20-37 (H)	51	19	3- 1-69 (A)	99	101
2- 2-50 (A)	66	64	1-29-38 (A)	42	19	1-31-70 (A)	81	89
2-13-50 (H)	77	57	2-21-38 (H)	48	24	2-28-70 (H)	90	86
1-13-51 (H)	65	48	1-30-39 (A)	51	37			
1-26-52 (A)	71	67	2-25-39 (H)	52	27			
3- 1-54 (A)	68	43	1-29-40 (A)	32	40	<b>AUBURN (27-5)</b>		
2-28-55 (H)	66	52	2-24-40 (H)	43	38	1-29-21 (H)	40	25
2-25-56 (N)	77	101	2-29-40 (SEC)	44	31	2- 8-26 (H)	35	26
2-23-57 (H)	79	60	2- 1-41 (A)	51	50	2-28-42 (SEC)	40	31
2-22-58 (N)	*45	43	2-24-41 (H)	58	31	2-28-46 (SEC)	69	24
2-23-59 (H)	39	32	1-26-43 (H)	39	38	2-28-47 (SEC)	84	18
2-22-60 (N)	75	55	2- 1-43 (A)	54	43	3- 4-49 (SEC)	70	39
2-25-61 (H)	80	53	2- 4-46 (A)	59	37	1- 5-51 (H)	79	35
2-24-62 (A)	73	65	2- 9-46 (N)	64	31	3- 2-51 (SEC)	84	54
2-25-63 (H)	80	63	1-13-47 (A)	82	30	1-30-52 (A)	88	48
2-24-64 (A)	59	65	2-21-47 (A)	84	41	2-27-54 (N)	109	79
2-22-65 (A)	71	75	2-27-47 (SEC)	98	29	2-28-55 (H)	93	59
3- 1-65 (H)	78	72	2- 9-48 (A)	82	51	2- 4-56 (N)	82	81
1-31-66 (H)	82	62	2-20-48 (H)	79	43	2-25-57 (H)	103	85
2-14-66 (A)	90	67	1-31-49 (A)	72	50	2-24-58 (N)	63	64
2-25-67 (A)	71	81	2-26-49 (H)	70	37	2-21-59 (H)	75	56
3- 6-67 (H)	110	78	1-30-50 (A)	58	54	2-20-60 (A)	60	61
1- 8-68 (A)	84	76	2-25-50 (H)	70	66	2-27-61 (H)	77	51
2-24-68 (A)	96	83	1-27-51 (A)	74	49	2-26-62 (A)	63	60
1-27-69 (A)	83	70	2-24-51 (H)	89	57	2-23-63 (H)	78	59
2-24-69 (H)	108	79	3- 3-51 (SEC)	57	61	2-22-64 (N)	99	79
1-26-70 (H)	86	71	1-28-52 (A)	88	51	1-18-65 (H)	73	67
2-23-70 (A)	98	89	2-21-52 (H)	75	45	2-20-65 (A)	69	88
			1-30-54 (A)	85	63	1-29-66 (H)	115	78
			2-22-54 (H)	100	64	2-12-66 (A)	77	64
			1-29-55 (A)	75	71	1-21-67 (H)	60	58
			2-21-55 (H)	77	59	2-27-67 (A)	49	60
			1-28-56 (A)	73	81	1-20-68 (A)	73	74
			2-20-56 (H)	76	55	2-26-68 (H)	89	57
			1-26-57 (A)	91	83	2- 3-69 (H)	105	93
			2-18-57 (H)	80	65	3- 3-69 (A)	90	86
			1- 6-58 (A)	86	81	2- 2-70 (A)	84	83
						3- 2-70 (H)	102	81

\* Overtime Period.



**TOP ALL-TIME KENTUCKY SCORERS—VARSITY CAREER**  
(The 1,000 Point Club)

Player—Pos.	Years	Points	Games	Average
Dan Issel (C) .....	3 (1968-70)	2,138	83	25.7
Cotton Nash (C-F) .....	3 (1962-64)	1,770	78†	22.69
Alex Groza (C) .....	4 (1945, 47-49)	1,744	120	14.4
Louie Dampier (G) .....	3 (1965-67)	1,575	80	19.7
Ralph Beard (G) .....	4 (1946-49)	1,517	139	10.8
Cliff Hagan (C) .....	2½ (1951-52, 54)	1,475	77	19.2
Pat Riley (F) .....	3 (1965-67)	1,464	80	18.3
Johnny Cox (F) .....	3 (1957-59)	1,461	84	17.3
Mike Pratt (F) .....	3 (1968-70)	1,359	81	16.8
Frank Ramsey (G) .....	3 (1951-52, 54)	1,344	91	14.7
Bill Spivey (C) .....	2 (1950-51)	1,213	63	19.2
Vernon Hatton (G) .....	3 (1956-58)	1,154	76	15.1
Wallace Jones (F) .....	4 (1946-49)	1,151	98*	.....
Bill Lickert (F-G) .....	3 (1959-61)	1,076	73	14.7
Mike Casey (G-F) .....	2 (1968-69)	1,075	55	19.5
Jim Line (F) .....	4 (1947-50)	1,041	100*	.....
Bob Burrow (C) .....	2 (1955-56)	1,023#	51	20.0
Bobby Watson (G) .....	3 (1950-52)	1,001	96	10.4

\* No record for number of games played in 1947.

† Achieved membership in club earliest of any Wildcat, hitting 1,000th point in the 19th game of junior year.

# Kentucky career totals only. Junior College total of 2,191 points not included.

**TOP REGULAR SEASON SCORERS**

Player—Pos.	Year	Games	FG	FT	TP	Ave.
Dan Issel (C) .....	1970 (Sr.)	26	339	198	876	33.7
Dan Issel (C) .....	1969 (Jr.)	26	269	159	697	26.8
Cotton Nash (C-F) .....	1964 (Sr.)	25	233	149	615	24.6
Cliff Hagan (C) .....	1954 (Sr.)	25	234	132	600	24.0
Cotton Nash (C-F) .....	1962 (Soph.)	24	205	161	571	23.8
Pat Riley (F) .....	1966 (Jr.)	25	225	91	541	21.6
Louie Dampier (G) .....	1966 (Jr.)	25	211	99	521	20.8
Cliff Hagan (C) .....	1952 (Jr.)	26	206	128	540	20.8
Louie Dampier (G) .....	1967 (Sr.)	26	219	99	537	20.6
Cotton Nash (C-F) .....	1963 (Jr.)	25	176	162	514	20.6
Mike Casey (G) .....	1968 (Soph.)	25	215	76	506	20.2
Mike Pratt (F) .....	1970 (Sr.)	26	208	96	512	19.7
Alex Groza (C) .....	1949 (Sr.)	26	188	134	510	19.6
Mike Casey (G-F) .....	1969 (Jr.)	26	220	65	505	19.3



# 1969-1970 KENTUCKY VARSITY BASKETBALL STATISTICS (28 Games—FINAL

NAME—POS.	G	MIN.	FG-FGA	PCT.	FT-FTA	PCT.	REB.-AVG.	A	PF-DQ	PTS.	AVG.
ISSEL, C	28	1044	369-667	55.3	210-275	76.4	369-13.2	39	81-2	948	33.9
PRATT, F	28	1006	219-470	46.6	102-145	70.3	266-9.5	99	82-4	540	19.3
PARKER, F	25	533	117-232	50.4	26-35	74.3	160-7.2	34	47-0	260	10.4
MILLS, G	26	526	94-199	47.4	49-66	74.2	73-2.8	32	67-1	237	9.1
STEELE, F	23	653	90-187	48.1	45-49	91.8	146-6.3	48	69.5	225	9.8
DINWIDDIE, G	28	796	53-101	52.5	19-27	70.4	105-3.7	66	68-2	125	4.5
HOLLENBECK, G	25	311	45-102	44.1	11-16	68.8	42-1.7	35	46-0	101	4.0
KEY, G	26	260	37-75	49.3	20-30	66.7	34-1.3	39	35-2	94	3.5
SODERBERG, C	14	52	8-26	30.8	6-7	85.7	24-1.7	2	6-0	22	1.6
NOLL, F	13	41	6-18	33.3	4-8	50.0	15-1.2	2	7-0	16	1.3
WHEELER, F	5	10	1-1	100.0	2-2	100.0	3-0.6	0	1-0	4	0.8
LAIB, C	5	11	2-3	66.7	0-0	.....	4-0.8	0	3-0	4	0.8
OTHERS	21	363	58-124	46.8	17-26	65.4	46-2.2	36	36-0	133	6.3
TEAM							103				
KENTUCKY TOTALS			1099-2205	49.8	511-686	74.5	1390-49.6	432	548-16	2709	96.8
OPPONENT TOTALS			860-1898	45.3	534-740	72.2	1135-40.5	215	513-18	2254	80.5

## INDIVIDUAL SINGLE GAME HIGHS

Player	Opponent	Date	Record
Points Scored	Mississippi	February 7	53 (FG 23, FT 7)
Field Goals Scored	Mississippi	February 7	23 (FGA 34)
Field Goals Attempted	Mississippi	February 7	34 (FGM 23)
Free Throws Scored	Notre Dame	December 27	13 (FTA 20)
	Florida	February 14	13 (FTA 15)
	Louisiana State	February 21	13 (FTA 17)
Free Throws Attempted	Notre Dame	December 27	20 (FTM 13)
Rebounds	Mississippi State	January 5	20 (Team 59)



## GAME-BY-GAME WILDCAT SCORING — 1969-70

ISSSEL, C .....	34	29	41	32	40	20	35	33	31	31	37	32	28	35	25	26	28	28	53	17	37	40	51	47	31	42	21	44	28	
PRATT, F .....	28	18	27	21	5	26	42	15	18	21	18	13	13	19	16	20	20	20	16	26	24	23	27	13	10	20	13	14	14	
PARKER, F .....	2	6	.....	15	.....	0	.....	4	8	7	4	.....	0	0	0	5	8	8	22	18	17	21	18	14	21	16	21	12	21	
MILLS, G .....	6	15	12	10	1	.....	.....	6	6	11	14	4	2	22	7	2	4	4	8	7	2	18	14	8	10	7	10	13	18	
STEELE, F .....	21	17	6	16	5	17	2	10	19	11	8	9	12	17	16	10	6	6	.....	.....	.....	.....	.....	0	4	4	4	8	3	
DINWIDDIE, G .....	5	4	6	3	2	6	9	4	5	0	4	2	0	2	0	10	4	4	2	6	6	4	4	6	5	5	8	11	2	
HOLLENBECK, G .....	2	4	0	0	0	2	.....	2	0	9	2	12	2	2	6	4	0	0	2	.....	10	4	0	4	3	5	9	7	10	
KEY, G .....	0	6	2	2	0	2	.....	2	2	4	1	.....	1	0	4	0	12	8	12	12	4	7	6	6	1	0	0	4	0	
SODERBERG, C .....	2	3	.....	3	0	0	.....	0	0	8	0	.....	.....	.....	0	.....	.....	.....	1	0	0	.....	.....	.....	0	0	.....	.....	0	
NOLL, F .....	2	5	.....	0	4	0	.....	0	2	2	.....	.....	.....	0	0	.....	.....	.....	.....	.....	.....	.....	.....	.....	0	0	.....	.....	0	
WHEELER, F .....	.....	2	.....	.....	.....	.....	.....	.....	.....	0	.....	.....	.....	.....	.....	.....	.....	.....	0	.....	2	.....	.....	.....	.....	0	.....	.....	.....	.....
LAIB, C .....	.....	0	.....	.....	.....	.....	.....	.....	.....	0	.....	.....	.....	.....	.....	.....	.....	.....	2	.....	.....	.....	.....	.....	.....	0	.....	.....	.....	.....
OTHERS .....	4	6	0	7	16	25	14	4	4	7	.....	.....	10	12	12	4	2	4	6	.....	.....	.....	.....	.....	.....	2	.....	.....	.....	.....
KENTUCKY .....	106	115	94	109	73	98	102	80	95	111	88	72	68	109	86	81	84	120	86	110	116	121	98	90	102	86	109	100	100	100
OPPONENTS .....	87	85	87	92	59	76	100	58	73	76	69	71	52	96	71	89	83	85	57	66	86	105	89	86	81	69	99	106	106	







## 1969-70 TIME PLAYED AND HIGH GAME POINTS-REBOUNDS

(Losses in Bold Face)

Player—Pos.	Games	Appox. Minutes	Total Points	High Points	Total Rebounds	High Rebounds
<b>Busey, g</b> .....	1	2	0		0	
Dinwiddie, g .....	28	796	125	11 Notre Dame (N)	105	11 Georgia (A)
Hollenbeck, g .....	25	311	101	12 Georgia (A)	42	7 Miss. State (H) Jacksonville (N)
<b>Issel, c</b> .....	28	1044	948	53 Mississippi (A)	363	19 Mississippi (A)
Key, g .....	26	260	94	12 Miss. State (A) Florida (H) Auburn (A)	34	7 Miss. State (A)
<b>Laib, c</b> .....	5	11	4	2 Mississippi (A) Auburn (H)	4	2 Auburn (H)
<b>McCowan, g</b> .....	16	348	121	25 Duke (H)	39	9 Indiana (H)
Mills, g .....	26	526	237	22 LSU (A)	72	6 Indiana (H) Florida (A) Georgia (H)
Noll, f .....	13	41	16	5 Kansas (H)	15	4 Indiana (H)
Parker, f .....	25	533	260	22 Mississippi (A)	160	17 Miss. State (A)
<b>Pool, f</b> .....	5	13	12	6 Mississippi (A)	7	4 Mississippi (A)
<b>Pratt, f</b> .....	28	1006	540	42 Notre Dame (N)	264	18 Miss. State (A)
Soderberg, c .....	14	52	22	8 Miss. State (H)	24	3 Jacksonville (N) Miss. State (H) Mississippi (H)
Steele, f .....	23	653	225	21 W. Virginia (H)	146	20 Miss. State (H)
Wheeler, f .....	5	10	4	2 Kansas (H) Florida (H)	2	1 Kansas (H) Florida (H)

### STARTING COMBOS — 1969-70

Pratt-Steele-Issel-Dinwiddie-Mills (Won 9, Lost 0)

Pratt-Steele-Issel-Dinwiddie-McCowan (Won 6, Lost 1)

✓ Pratt-Steele-Issel-McCowan-Mills (Won 1, Lost 0)

Pratt-Parker-Issel-Key-Dinwiddie (Won 8, Lost 0)

Pratt-Parker-Issel-Hollenbeck-Dinwiddie (Won 2, Lost 1)

### ‘BANNER’ AND NO. 6

According to tradition, Kentucky's basketballing Wildcats have a pet pattern that they execute the first time they get the ball in a game. The nationally-famous saying attributed to UK Coach Adolph Rupp is "Star Spangled Banner and then No. 6." This stems from Rupp's strategy of running the strategic guard-around play of Kentucky's repertoire and the reason, Rupp explains, is simple: "It tells us immediately if the opposing team is playing a zone defense against us."



## 1969-70 KENTUCKY FRESHMAN BASKETBALL STATISTICS — 22 Games

NAME, POS.	G	FG-FGA	PCT.	FT-FTA	PCT.	REB-AVG.	PF-DQ	TP	AVG.
ANDREWS, C	22	254-458	55.5	116-156	74.4	305-13.8	64.5	624	28.4
STAMPER, F	22	139-290	47.9	56- 97	57.7	264-12.0	80-7	334	15.2
BISHOP, G	21	121-248	48.8	51-103	49.4	123- 5.9	49-0	293	13.9
PENHORWOOD, G	22	84-187	45.9	35- 65	53.8	109- 4.9	53-1	203	9.2
PERRY, F	22	93-191	48.1	27- 43	62.8	133- 6.0	61-4	213	9.7
FLYNN, G	22	69-159	43.3	52- 70	74.3	60- 2.7	84-4	190	8.6
HAFLING, F	22	33- 65	50.8	26- 42	61.9	65- 3.0	42-3	92	4.2
KELLY, F	8	1- 7	14.3	2- 2	100.0	6- 0.8	4-0	4	0.5
CASKEY, F	11	2- 9	22.2	2- 2	.....	6- 0.5	2-0	4	0.4
OTHERS		7- 27		4- 7		6	12-0	18	
TEAM						92			
KENTUCKY TOTALS		803-1641	48.9	369-587	62.9	1169-53.1	451-24	1975	89.8
OPPONENT TOTALS		669-1655	40.5	444-663	67.0	1083-49.2	475-20	1782	81.0

### INDIVIDUAL SINGLE GAME HIGHS

Player	Opponent	Date	Record
Points Scored	Alabama	January 26	43 (FG 16, FT 9)
Field Goals Scored	Alabama	January 26	17 (FGA 29)
Field Goals Attempted	Georgia	February 15	30 (FGM 15)
Free Throws Scored	Auburn	March 2	15 (FTA 20)
Free Throws Attempted	Auburn	March 2	20 (FTM 15)
Rebounds	UK Dental School	December 1	21 (Team 60)



# ALL-TIME KENTUCKY CAGE RECORDS

(Revised to Start of 1970-71 Season)

## TEAM RECORDS

### Season

- Most Games Played—39\* in 1947-48  
(Regular Season Only—30\* in 1946-47)
- Most Wins—36\* in 1947-48 (Won 36, Lost 3)  
(Regular Season Only—28\* in 1946-47 (Won 28, Lost 2)  
(Conference Play Only—17\* in 1969-70)
- Most Losses—13 in 1926-27 (2-13) and 1966-67 (13-13)  
(For Full Season 20 or More Games—13 in 1966-67)  
(Conference Play Only—10 in 1966-67 (8-10)
- Fewest Wins—1 in 1904-05 (Won 1, Lost 4)  
(For Full Season 20 or More Games—13 in 1966-67)
- Fewest Losses—0 in 1911-12 (9-0) and 1953-54 (25-0)
- Longest Win Streak—25 in 1953-54 (Won 25, Lost 0)  
(Conference Play Only—14\* in 1950-51, 1951-52, 1965-66. Including Playoff  
Game, Kentucky Won 15 Straight in 1953-54)
- Most Consecutive Wins, Conference Play—51\* (Jan. 28, 1950-Jan. 8, 1955)
- Longest Losing Streak—9 (Jan. 25 to Feb. 23, 1923)  
(Conference Play Only—4 in 1966-67)  
(Rupp-Coached Teams Have Never Lost More Than 3 in Row)
- Most Points—2709\*\* in 28 Games, 1969-70  
Regular Season Only—2500 in 26 Games, 1969-70  
(Conference Play Only—1723 in 18 Games, 1969-70  
(Most Times 100 or More Points—13 in 1969-70  
(Two Consecutive Games—244 vs. Georgia and Tennessee, 1956)
- Fewest Points—19 in 3 Games, 1903  
(For Full Season 20 or More Games—538 in 22 Games, 1924-25)
- Greatest Average Scoring Margin—27.2# in 25 Games, 1953-54  
(Including Tournament Play—29.9# in 37 Games, 1946-47)  
(Conference Play Only—36.0\* in 14 Games, 1953-54)
- Highest Scoring Average—96.8 in 28 Games, 1969-70  
(Regular Season Only—96.2 in 26 Games, 1969-70)
- Lowest Scoring Average—6.3 in 3 Games, 1903
- Best Winning Percentage—1.000 in 1911-12 (9-0) and 1953-54 (25-0)  
(Conference Play Only—1.000 in 1932-33 (8-0) and 10 Other Years. Last  
14-0 in 1953-54)
- Worst Season Percentage—.187 on Record 3-13 in 1926-27  
(20 Games Minimum—.500 (13-13) in 1966-67)
- Most Field Goal Attempts—3645 in 39 Games, 1947-48
- Most Field Goals Made—1099 in 28 Games, 1969-70
- Highest Field Goal Pct.—49.8 in 28 Games, 1969-70  
(Regular Season Only—49.8 in 26 Games, 1969-70  
(Conference Play Only—51.0 in 16 Games, 1965-66)
- Most Free Throws Attempted—865 in 32 Games, 1951-52
- Most Free Throws Made—579 in 28 Games, 1956-57
- Highest Free Throw Pct.—76.7 in 26 Games, 1966-67  
(Regular Season Only—76.7 in 26 Games, 1966-67)

\* Also SEC Record

\*\* The 1965-66 Wildcat team scored 2,950 points in 25 regular season, four NCAA and five International Universities Tournament games.

# Recognized As National Record



Most Personal Fouls Against—764 in 39 Games, 1947-48  
 Fewest PF's Against—307 in 26 Games, 1944-45  
 Most Points Allowed—2253 in 28 Games, 1969-70  
 (Regular Season Only—2049 in 26 Games, 1969-70)  
 Fewest Points Allowed—(9 Game Min.)—137 in 9 games, 1911-12  
 (Conference Play Only—182\* in 8 Games, 1934-35)  
 Most Rebounds—1817\* in 32 Games, 1951-52  
 (Regular Season Only—1600 in 25 Games, 1950-51)  
 Best Rebound Average—64.6 in 25 Games, 1953-54  
 Most Wins in Conference—17\* in 1969-70

### Single Game

Most Points—143\* (Kentucky 143 vs. Georgia 66, Feb. 27, 1956)  
 (Conference Play Only—Same)  
 Most Points, Both Teams—234\* Kentucky 118 vs. Northwestern 116 at Evanston,  
 Dec. 10, 1966)  
 Conference Play Only—226\* (Kentucky 121 vs. LSU 105, Feb. 21, 1970)  
 Most Points, Home Floor—116 (Kentucky 116 vs. Georgia 86, Feb. 16, 1970)  
 Most Points on Opponent's Floor—121 (Kentucky 121 vs. LSU, 95, Jan. 27, 1968;  
 Kentucky 121 vs. LSU, 105, Feb. 21, 1970)  
 Most Points on Neutral Court—143 (Kentucky 143 vs. Georgia 66, Armory, Louis-  
 ville, Feb. 27, 1956)  
 Most Points, One Half—75\* (Kentucky 75 vs. Georgia 32, Feb. 27, 1956)  
 Fewest Points—1 (Kentucky 1 vs. Georgetown 32 in 1903 and vs. Kentucky U 22  
 in 1905)  
 (Conference Play Only—22 Against Tennessee 32, Jan. 18, 1941)  
 Fewest Points, One Half (Modern)—8 (Kentucky 8, Georgia 6 in First Half, Jan. 16,  
 1967 Athens)  
 Fewest Points, Both Teams—17 (State College 5 vs. Kentucky U. 12 in 1904)  
 Biggest Victory Margin—77\* (Kentucky 143 vs. Georgia 66, Feb. 27, 1956)  
 Smallest Victory Margin—1(35 One-point Wins. Last, 84-83 over Auburn, Feb.  
 2, 1970)  
 Worst Defeat—68 (Kentucky 19 vs. Centre 87 in 1908-09)  
 (CCNY's 39-point Win Over UK in NIT of 1950 Worst Defeat For Rupp-  
 Coached Team)  
 Smallest Margin of Defeat—1 (Tennessee 27 vs. Kentucky 26, March 2, 1917)  
 (Also on Record are 27 Other One-Point Losses. Last Florida 82 vs. Kentucky 81,  
 Feb. 15, 1969)  
 Most Points in Losing Game—100 vs. Jacksonville, 106 (NCAA) March 14, 1970  
 Fewest Points Allowed—5\* (Kentucky 26 vs. Tennessee 5 in 1909-10 and Kentucky  
 38 vs. Centre 5 in 1916)  
 (Conference Play Only—9\* Against Tulane, Dec. 20, 1934)  
 Most Points Allowed—116 (Northwestern 116 vs. Kentucky 118 Dec. 10, 1966)  
 Most FG Attempted—125 Against Indiana Central, Nov. 29, 1947; Mississippi, Feb.  
 8, 1964  
 (Conference Play Only—125\* Against Mississippi, Feb. 8, 1964)  
 Most FGA's, Both Teams—209 (Kentucky 125 vs. Mississippi 84, Feb. 8, 1964)  
 Fewest FG Attempted—39 Against Georgia, Jan. 16, 1967  
 Fewest FGA One Half—15 (2nd Half) vs. Florida, Jan. 30, 1965  
 Most Field Goals Scored—60\* Against Georgia, Feb. 27, 1956  
 Most FG's Scored, Both Teams—96 (Kentucky 50 vs. Northwestern 46, Dec. 10, 1966)  
 (Conference Play Only—90\* UK vs. LSU, Jan. 27, 1968)

\* Also Southeastern Conference Record  
 # Recognized As National Record



Best Field Goal Pct.—63.2% vs. Miss. State (A) Feb. 18, 1967  
 (Conference Play Only—63.2% vs. Miss. State (A) Feb. 18, 1967)  
 (First Half—72.7% vs. LSU, Jan. 24, 1966)  
 (Second Half—71.4% vs. North Carolina, Dec. 17, 1962)

Lowest Field Goal Percentage—16.3 vs. Ga. Tech (A), Jan. 26, 1960

Most Free Throws Attempted—55 Against Auburn, Feb. 27, 1954. Made 35.

Fewest Free Throws Attempted—8 Against W. Texas State, Dec. 1, 1950; Va. Tech, Dec. 28, 1956

Most Free Throws Made—46\* Against Vanderbilt (A) Jan. 7, 1963. FTA 53.

Fewest Free Throws Made—5 Against Ga. Tech, Jan. 31, 1955 in 15 Attempts; La Salle, Dec. 22, 1955 in 9 Attempts

Best Free Throw Pct.—1.000 (9 out of 9 vs. Mississippi, Jan. 4, 1969)  
 (Minimum 10 Attempts—.947 on 18 out of 19 Against Ga. Tech, Jan. 4, 1958)

Most Rebounds—108\* Against Mississippi, Feb. 8, 1964

Most Personal Fouls—41\* Against Ohio U., Jan. 12, 1948  
 (Conference Play Only—37\* (Kentucky vs. Auburn, Feb. 27, 1954)

Most PF's, Both Teams—71\* (Kentucky 37 vs. Auburn 34, Feb. 27, 1954)  
 (Non-Conference Game—68—Kentucky 41, Ohio U. 27, Jan. 12, 1948)

Fewest PF's, Both Teams—17 (Kentucky 7 vs. SMU 10, Dec. 21, 1956)

#### INDIVIDUAL RECORDS (Season)

Most Points—948 by Dan Issel in 28 Games, 1969-70  
 (Regular Season Only—876 by Dan Issel in 26 Games, 1969-70)  
 (Conference Play Only—612 by Dan Issel in 18 Games, 1969-70)  
 (Soph. Year—608 by Cotton Nash in 26 Games, 1961-62)

Highest Scoring Average—33.9 by Dan Issel in 28 Games, 1969-70  
 (Regular Season Only—33.7 by Dan Issel in 26 Games, 1969-70)  
 (Conference Play Only—34.0 by Dan Issel in 18 Games, 1969-70)  
 (Soph. Year—23.4 by Cotton Nash in 1961-62)

Most Rebounds—528\* by Cliff Hagan in 32 Games, 1951-52  
 (Regular Season Only—447 by Bill Spivey in 25 Games, 1950-51)  
 (Conference Play Only—250 by Cliff Hagan in 14 Games, 1951-52)

Most FG Attempts—667 by Dan Issel in 28 Games, 1969-70  
 (Regular Season Only—614 by Dan Issel in 26 Games, 1969-70)  
 (Conference Play Only—433 by Dan Issel in 18 Games, 1969-70)

Most Field Goals Made—369 by Dan Issel in 28 Games, 1969-70  
 (Regular Season Only—339 by Dan Issel in 26 Games, 1969-70)  
 (Conference Play Only—239 by Dan Issel in 18 Games, 1969-70)

Most Free Throws Attempted—275 by Dan Issel in 28 Games, 1969-70  
 (Regular Season Only—259 by Dan Issel in 26 Games, 1969-70)  
 (Conference Play Only—169 by Dan Issel in 18 Games, 1969-70)

Most Free Throws Made—210 by Dan Issel in 28 Games, 1969-70  
 (Regular Season Only—198 by Dan Issel in 26 Games, 1969-70)  
 (Conference Play Only—134 by Dan Issel in 18 Games, 1969-70)  
 (Consecutive—27 in 6 Games by Louie Dampier, 1966-67)

Highest Field Goal Pct.—55.3 by Dan Issel in 28 Games, 1969-70  
 (Less Than 200 Attempts—55.6 by Cliff Berger, 1966-67)  
 (Regular Season Only—55.2 by Dan Issel in 26 Games, 1969-70)  
 (Conference Play Only—55.2 by Dan Issel in 18 Games, 1969-70)

Highest Free Throw Pct.—91.8 by Larry Steele in 23 Games, (45-49) 1969-70  
 (Regular Season Only—90.9 by Larry Steele in 21 Games, (40-44) 1969-70)  
 Conference Play Only—88.0 by Larry Steele in 13 Games, (22-25) 1969-70)

Most Assists—129 by Mike Casey in 28 Games, 1968-69

\* Also Southeastern Conference Record  
 # Recognized As National Record



### Single Game

- Most Points—53 by Dan Issel (Against Mississippi at Oxford, Feb. 7, 1970)  
Most Field Goals Attempted—42 By Bill Spivey (Against Ga. Tech, Feb. 18, 1950. Made 16)  
Most Field Goals Made—23 by Dan Issel (Against Mississippi at Oxford, Feb. 7, 1970)  
Most Free Throws Attempted—24 By Cliff Hagan (Against Temple, Dec. 5, 1953)  
Most Free Throws Made—17 By Cliff Hagan (Against Miss., 1952, and Temple, 1953, and Roger Newman Ohio State, 1961)  
Consecutive Free Throws Made—16\* By Cliff Hagan (Against Mississippi, Jan. 2, 1952)  
Highest Field Goal Percentage (Min. 10 Made)—81.3 By Jim Line (Against Indiana Central, Dec. 3, 1949. Made 13 of 16)  
Highest Free Throw Percentage (Min. 10 Made)—81.3 by Louie Dampier (13 of 13 against Florida, Jan. 30, 1965, and 14 of 14 against Oregon State Dec. 22, 1966) eight other players have 11—1.000% performances. (Min. 15 made 944 (17 of 18) by Cliff Hagan against Mississippi, Jan. 2, 1952)  
Most Rebounds—34\* (SEC non-conference record) by Bob Burrow (Against Temple, Dec. 10, 1955)  
Longest Field Goal Made—63 feet, 7½ inches By Cliff Barker (Against Vanderbilt, Feb. 26, 1949 in Alumni Gym). (Other long shots on record include 53 ft., 9½ in. By Ralph Beard Against Tennessee in 1947-48; 53 ft., 6 in. by Linville Puckett Against Miss. State in 1953-54; and 48 ft., 2¼ in. by Red Hagan Against Marquette in 1937-38)

### INDIVIDUAL CAREER RECORDS (Varsity Play)

- Most Points—2138 by Dan Issel in 83 Games, 1968-70  
(Conference Play Only—1399 by Dan Issel in 54 Games, 1968-70)  
Highest Scoring Average—25.7 by Dan Issel, 1968-70  
(Conference Play Only—25.9 by Dan Issel in 54 Games, 1969-70)  
Most Games Played—139 by Ralph Beard, 1945-49  
(Conference Play Only—54 by Dan Issel and Mike Pratt, 1968-70)  
Most Consecutive Games Started—120 by Alex Groza, Nov. 28, 1946 to March 26, 1949  
(Conference Play Only—54 by Dan Issel and Mike Pratt in 1968-70)  
Most Field Goals Attempted—1591 by Dan Issel, 1968-70  
(Conference Play Only—1059 by Dan Issel, 1968-70)  
Most Field Goals Made—825 by Dan Issel in 83 Games, 1968-70  
(Conference Play Only—546 by Dan Issel in 54 Games, 1968-70)  
Highest FG Pct.—51.8 by Dan Issel in 83 Games, 1968-70  
(Conference Play Only—51.5 by Dan Issel in 54 Games, 1968-70)  
Most Free Throws Attempted—661 by Dan Issel in 83 Games, 1968-70  
(Conference Play Only—405 by Dan Issel in 54 Games, 1968-70)  
Most Free Throws Made—488 by Dan Issel in 83 Games, 1968-70  
(Conference Play Only—307 by Dan Issel in 54 Games, 1968-70)  
Highest FT Pct.—82.8 by Tommy Kron in 79 Games, 1964-66  
(Conference Play Only—79.3 by Larry Pursiful in 39 Games, 1960-62)  
Most Rebounds—1078 by Dan Issel in 83 Games, 1968-70 (No Rebounds kept prior to 1951)  
(Conference Play Only—685 by Dan Issel in 54 Games, 1968-70)  
Best Rebound Average—16.1 By Bob Burrow in 51 Games, 1955-56  
(Conference Play Only—17.5 By Bob Burrow in 30 Games, 1955-56)  
Most Assists—293 By Larry Conley in 81 Games, 1964-66  
Most Personal Fouls—296 By Wallace Jones, 1946-49 (Four Seasons)  
(For 3 Seasons—294 By Pat Riley, 1965-67)

\* Also Southeastern Conference Record

# Recognized As National Record



### NCAA TOURNAMENT RECORDS

- Most Appearances—18 (1942, 1945, 1948, 1949, 1951, 1952, 1955, 1956, 1957, 1958, 1959, 1961, 1964, 1966, 1968, 1969, 1970)  
Most Points—3229 in 44 Games  
Largest Crowd—18,833 (Kentucky vs. Morehead, 1961, at Louisville)

### UK INVITATIONAL TOURNAMENT RECORDS

(Carried in Special UKIT Press Book)

### MISCELLANEOUS RECORDS

- Season Opener Consecutive Wins—34  
(Kentucky lost first opening game since 1926 in defeat by Va. Tech, Dec. 1, 1962)
- Consecutive Home Floor Wins—129# (Jan. 4, 1943 to Jan. 8, 1955)  
(First 84 wins in Alumni Gym, remainder in Memorial Coliseum)  
(Conference Play Only—70 from Jan. 21, 1939 to Jan. 8, 1955)  
(Overall since 1943, Kentucky has been defeated on its home floor only 30 times)  
(Most losses at home one season—7 in 1966-67)
- Longest Winning Streak—32 (Dec. 5, 1953 to Jan. 8, 1955)
- Consecutive Conference Wins—51\* (Jan. 28, 1950 to Jan. 8, 1955)  
(Excludes tournament and non-SEC games)
- Consecutive SEC Losses—4 in 1966-67 (Lost 3 in row only 9 times, 2 in row only 13 times)
- Most SEC Champions—25\*  
(12 Titles won in tournament play. Title determined by regular season play since 1951. Tied LSU 1935 and 1954, Miss. State 1962.)
- Consecutive SEC Championships—9\*  
(Kentucky held SEC title continuously from 1944 to 1953 when Wildcats were out of competition. The 1952 title represented UK's 6th straight regular season title and 12th win of season since SEC organized in 1933.)
- Attendance Highs—  
One Game—18,833 (UK vs. Morehead, NCAA at Louisville, 1961)  
Regular Season Game—18,274\* (UK vs. Illinois at Louisville, 1958)  
Home Game—13,670 (UK vs. LSU, Jan. 24, 1970)  
Two Consecutive Games—30,536 in 1965 (18,000 UK-Notre Dame, 12,536 UK-St. Louis)  
Complete Season—325,426 in 28 Games, 1969-70  
Home Season—181,295 in 15 Games, 1969-70
- Last Overtime Game—Jan. 27, 1969 (UK 83, Ala. 70)  
(Last double overtime game Jan. 23, 1967 (Tennessee 52, UK 50)  
(Last three-overtime game—Dec. 7, 1957, Kentucky 85, Temple 83)
- Most Players On All-Tournament Team—5 (1947 All-SEC Tournament Team and 1965 UK Invitational Tournament Team)

### MEMORIAL COLISEUM RECORDS

(Collegiate-Varsity)

#### Team—Single Game

- Consecutive Wins—45 By Kentucky (Dec. 1, 1950 to Jan. 8, 1955)  
(Part of Overall National Record of 129 Home Floor Victories)  
(Kentucky has lost two in row in Memorial Coliseum only three times and three in row only once—1966-67)
- Most Points—116 by Kentucky vs. Georgia, Feb. 16, 1970

\* Also Southeastern Conference Record

# Recognized As National Record



Most Points By UK Opponent—98 (1 OT) By Illinois, Dec. 5, 1966  
 Biggest Margin of Victory—53 By Kentucky (UK 104 vs. Ga. Tech 51 on Jan. 7, 1956; and UK 108 vs. Georgia 55 on Jan. 29, 1959)  
 Most Points, Both Teams—205 (Kentucky 109 vs. LSU 96, Feb. 3, 1968 and Kentucky 109 vs. LSU 96, Jan. 24, 1970)  
 Biggest Margin of Defeat For Kentucky—18 (Vanderbilt 97, UK 79, Jan. 5, 1965)  
 Most Points In One Half—67 By Kentucky in Second Half vs. Auburn, Jan. 29, 1966  
 Fewest Points—32 By Alabama (Alabama 32 vs. Kentucky 39 on Feb. 23, 1959)  
 Smallest Margin of Victory—Kentucky 77 vs. UCLA 76 on Feb. 17, 1961; UK 61, Tennessee 60 on Feb. 27, 1965; UK 60, Tennessee 59 on Feb. 12, 1968  
 Smallest Margin of Defeat—1 (Ga. Tech 59 vs. Kentucky 58 on Jan. 8, 1955; Kentucky 71 vs. St. Louis 70 on Dec. 10, 1956; Ga. Tech 86 vs. Kentucky 85 in double overtime on Jan. 5, 1963; Illinois 98 vs. UK 97 (1 OT) Dec. 5, 1966; Ohio State 82, UK 81, March 16, 1968)  
 Most FGA's, Both Teams—209 (Kentucky 125 vs. Mississippi 84, Feb. 8, 1964)  
 Most Field Goals Made—51 by Kentucky vs. Xavier, Nov. 30, 1968  
 Best FG Pct. (Game)—69.2 (18 of 26) By Miss. State vs. Kentucky, Feb. 12, 1962  
 Best FG Pct. (First Half)—72.7 (24 of 33) By UK vs. LSU, Jan. 24, 1966  
 Best FG Pct. (Second Half)—87.5 (7 of 8) By Miss. State vs. UK, Feb. 12, 1962  
 Most Free Throws Attempted—50 By Georgia vs. Kentucky on Feb. 4, 1954  
 Most FTA's, Both Teams—89 (Kentucky 39 vs. Georgia Tech 50 on Jan. 5, 1957)  
 Most FT Made—38 By Kentucky vs. Georgia on Jan. 29, 1959; UK 38 vs. Florida, Jan. 30, 1965  
 Most Free Throws Missed—23 By Georgia vs. Kentucky on Feb. 4, 1954  
 Most Rebounds—108 By Kentucky vs. Mississippi, Feb. 8, 1964  
 Fewest Points, Both Teams—71 (Kentucky 39 vs. Alabama 32 on Feb. 23, 1959)  
 Most Personal Fouls—34 By Mississippi vs. Kentucky, Feb. 6, 1965  
 Most PF's, Both Teams—61 (UK 27 vs. Mississippi 34, Feb. 6, 1965)  
 Biggest Crowd—13,960 (Kentucky vs. Louisiana State, Jan 24, 1970)

#### Individual—Single Game

Most Points—55 by Pete Maravich, LSU vs. Kentucky, Jan. 24, 1970  
 Most Field Goals Attempted—53 by Pete Maravich, LSU vs. Kentucky, Feb. 22, 1969  
 Most Field Goals Made—21 by Pete Maravich, LSU vs. Kentucky, Feb. 22, 1969 and Jan. 24, 1970  
 Most Free Throws Attempted—24 By Cliff Hagan, Kentucky vs. Temple on Dec. 5, 1953  
 Most Free Throws Made—17 By Cliff Hagan, Kentucky vs. Temple on Dec. 5, 1953 (Consecutive—14 of 14 By Louie Dampier vs. Oregon State, Dec. 22, 1966)  
 Most Rebounds—34\* (SEC Record Non-Conference Play) By Bob Burrow, Kentucky vs. Temple on Dec. 15, 1954  
 Longest Field Goal Made—53 ft., 6 in. By Linville Puckett, Kentucky vs. Miss. State on Feb. 15, 1954

### HIGHS AND LOWS BY OPPONENTS

(Modern—Since 1930)

#### Individual—Single Game

Most Points—64 Pete Maravich (LSU) Feb. 21, 1970 at Baton Rouge  
 Most Rebounds—30 Jerry Lucas (Ohio State) March 18, 1961 (NCAA)

\* Also Southeastern Conference Record

# Recognized As National Record



Most Field Goals—23 Pete Maravich (LSU) Feb. 21, 1970 at Baton Rouge  
Most Free Throws Made—17 Pete Maravich (LSU) (22 FTA) Feb. 21, 1970 at Baton Rouge  
Most FG's Attempted—53 Pete Maravich (LSU) Feb. 22, 1969  
Most FT's Attempted—22 Pete Maravich (LSU) Feb. 21, 1970 at Baton Rouge

#### Team—Single Game

Most Points—116 Northwestern (UK 118) Dec. 10, 1966  
(Conf. Only—110 Vanderbilt, UK 94, March 4, 1967)  
Fewest Points—6 Arkansas State (Kentucky 75) Jan. 8, 1945  
(All-Time Record—5 Tennessee 1910, Centre 1916, Ky. Wesleyan 1919)  
Biggest Victory Margin—39 CCNY 89-Kentucky 50 in NIT, Mar. 14, 1950  
(All-Time Record—68 Centre 87-Kentucky 19 in 1910)  
Smallest Victory Margin—1 Vanderbilt 32-Kentucky 31, Feb. 20, 1932  
(All-Time Record Same) (Last by Ohio State 82, UK 81, March 16, 1968)  
Most Rebounds—81 Notre Dame, Dec. 29, 1964  
**(Rebounds not recorded prior to 1951)**  
Most Field Goals—51 Notre Dame (109 Attempts) Dec. 29, 1964  
(All-Time Record—Same)  
Most FG's Attempted—109 Notre Dame (Made 51) Dec. 29, 1964  
(Field Goal Attempts Not Recorded Prior To 1947)  
Most Free Throws Made—35 Auburn (49 Attempts) Feb. 27, 1954  
(All-Time Record—Same)  
Most FT's Attempted—53 Tennessee (Made 33) March 3, 1956  
(All-Time Record—Same)  
Best FG Shooting Pct.—69.2 By Miss. State, Feb. 12, 1962, at Lexington  
(First Half—72.0% By Wisconsin (N) Dec. 31, 1968)  
(Second Half—87.5% By Miss. State (H) Feb. 12, 1962)  
Lowest FG Shooting Percentage—24.1% Notre Dame Feb. 14, 1959  
**(Shooting Percentages Not Recorded Prior To 1947)**  
Most Personal Fouls—34 Auburn Feb. 27, 1954  
Fewest Free Throws Missed—0 Georgia Tech (Made 5) Jan. 21, 1946  
Fewest Field Goals—2 Arkansas State Jan. 8, 1945

\* Also Southeastern Conference Record

# Recognized As National Record

### WHO WERE THE 'FABULOUS FIVE'?

The most frequently asked question tossed at basketball historians and sports authorities is "Who were the 'Fabulous Five' of Kentucky?" The answer is Alex Groza (center), Ralph Beard and Kenny Rollins (guards), Wah Wah Jones and Cliff Barker (forwards). This famous 1948 team, captained by Rollins, won 36 and lost 3 while sweeping to Kentucky's first NCAA title and went on to participate as a unit in the Olympic Games—helping the USA team capture the world championship. Rollins graduated after the '48 season, but the remaining foursome continued to play havoc with collegiate basketball and copped another NCAA title for Kentucky in 1949 on a record of 36-2.



## WILDCAT CAGE LETTERMEN

### — A —

John Adams (63, 64, 65)  
 Earl Adkins (55, 57, 58)  
 Marvin Akers (41, 42, 43)  
 Charles Alberts (25, 26)  
 Abramson Allan (44)  
 (Mgr.)  
 Ermal Allen (40, 41, 42)  
 Ed Allin (45)  
 Carl Althaus (43)  
 Milerd Anderson  
 (34, 35, 36)  
 Lee Andrus (03, 04)  
 Phil Argento (67, 68, 69)  
 Jay Atkerson (Mgr.)  
 (57, 58, 59)  
 Paul Atkins (21, 22)

### — B —

H. A. Babb (Mgr.) (11)  
 Adrian Back (42)  
 Stanley Baer (05, 06, 07)  
 Scotty Baesler (62, 63)  
 Richard C. Barbee  
 (06, 07, 08, 09)  
 Cliff Barker (47, 48, 49)  
 Bill Barlowe (43)  
 B. Barnett (11, 12, 13)  
 Dale Barnstable  
 (47, 48, 49, 50)  
 Bobby Barton (Mgr.) (67)  
 Ralph Beard  
 (46, 47, 48, 49)  
 Ed Beck (56, 57, 58)  
 Cecil Bell (31)  
 Cliff Berger (66, 67, 68)  
 Henry Besuden (26)  
 Bill Bibb (54)  
 Arthur Bicknell (40)  
 Doug Billips (Mgr.)  
 (69, 70)  
 Jerry Bird (54, 55, 56)  
 Crittenden Blair (34)  
 Harry Bliss (35)  
 Ralph Boren (24)  
 Brad Bounds (66, 67)  
 Bob Brannum (44, 47)  
 D. P. Branson (05, 06)  
 John Brewer (55, 56, 57)  
 Leo Brewer (08)  
 Melvin Brewer  
 (41, 42, 43)  
 G. C. Bridges (10)  
 Jake Bronston (30, 31)  
 T. R. Bryant (05, 06, 07)  
 Nathaniel Buis (44)  
 Carey Burchett (34)  
 (Mgr.)  
 Carroll Burchett  
 (60, 61, 62)  
 L. S. Burnham  
 (19, 20, 22, 23)  
 Bob Burrow (55, 56)  
 Bill Busey (68)  
 Kirk Byars (Mgr.) (63)

### — C —

Gerry Calvert  
 (55, 56, 57)  
 Patrick Campbell (17, 18)  
 George Campbell (35)  
 (Mgr.)  
 Kenton Campbell (45, 46)  
 Burgess Carey (25, 26)  
 Ralph Carlisle  
 (35, 36, 37)  
 Armiel Carman (16) (Mgr.)  
 Mike Casey (68, 69)

Billy Ray Cassady  
 (56, 57, 58)  
 J. S. Chambers (Mgr.)  
 (09)  
 Steve Clevenger  
 (66, 67, 68)  
 Marion Cluggish  
 (38, 39, 40)  
 Bennie Coffman (59, 60)  
 Sid Cohen (59, 60)  
 Lincoln Collinsworth  
 (56, 57, 58)  
 Carl Combs (40)  
 Cecil Combs (28, 29, 30)  
 Charles Combs (38)  
 Larry Conley (64, 65, 66)  
 Joe Coons (05)  
 Johnny Cox (57, 58, 59)  
 Hugh Coy (54)  
 John Crigler (56, 57, 58)  
 George Critz (64)  
 Larry Crosby (65) (Mgr.)  
 John S. Crosthwaite (10)  
 Albert Cummins (47)  
 Fred Curtis (37, 38, 39)

### — D —

Louie Dampier  
 (65, 66, 67)  
 Darrell Darby  
 (31, 32, 33)  
 Howard Dardeen (59)  
 Berkley Davis (34)  
 Bruce Davis (36)  
 Mulford Davis  
 (43, 46, 47)  
 Robert Davis (37)  
 William Davis (33, 34)  
 Ted Deeken (62, 63, 64)  
 Claire Dees (27, 28, 29)  
 John DeMoisey  
 (32, 33, 34)  
 Truitt DeMoisey (44)  
 Harry Denham (39)  
 Jim Dinwiddie (69, 70)  
 J. A. Dishman (18, 19)  
 Mike Dolan (Mgr.)  
 (52, 54)  
 A. L. Donan (06)  
 Warfield Donohue  
 (35, 36, 37)  
 H. H. Downing (08)  
 Pat Doyle (63)  
 Hunter Durham (Mgr.)  
 (61, 62)  
 James Durham (45)

### — E —

Leroy Edwards (35)  
 Russell Ellington  
 (35, 36)  
 Randy Embry (63, 64, 65)  
 Kenneth England (41, 42)  
 Bill Evans (52, 54, 55)  
 William Evans (42)  
 (Mgr.)  
 J. C. Everett (19, 20)

### — F —

H. L. Farmer (12, 13)  
 Keith Farnsley  
 (39, 40, 41)  
 J. B. Faulconer (Mgr.)  
 (39)  
 Allen Feldhaus  
 (60, 61, 62)  
 Fred Fest (23)  
 Garrett Fitzpatrick (41)  
 (Mgr.)

Chigger Flynn (56) (Mgr.)  
 W. C. Fox (07, 08, 09)

### — G —

J. H. Gaiser (10, 11, 12)  
 Gary Gamble (66, 67, 68)  
 Elmer Gilb (29)  
 Max Glickman (18)  
 James Goforth  
 (35, 36, 37)  
 James Goodman (38, 39)  
 Phil Grawemeyer  
 (54, 55, 56)  
 William Griffin (Mgr.)  
 (29)  
 Alex Groza  
 (45, 47, 48, 49)  
 George Gumbert  
 (14, 15, 16)

### — H —

Cliff Hagan (51, 52, 54)  
 Joseph Hagan  
 (36, 37, 38)  
 Philip Haring (36, 38)  
 (Mgr.)  
 Sam Harper (63, 64)  
 Tom Harper (64)  
 Carson Harreld (65, 66)  
 (Mgr.)  
 W. C. Harrison (11, 12)  
 D. W. Hart (11, 12, 16)  
 Vernon Hatton  
 (56, 57, 58)  
 Basil Haydon (20, 21, 22)  
 Elmo Head (37, 38, 39)  
 G. Foster Helm (25, 27)  
 J. H. Herman (06)  
 Walter Hirsch (49, 51)  
 Walter Hodge (37)  
 Joe Holland (46, 47, 48)  
 Kent Hollenbeck (70)  
 Dick Howe (57, 58)  
 Lee Huber (39, 40, 41)  
 C. T. Hughes (24, 25)  
 Lowell Hughes (58, 59)  
 Harry Hurd (62)

### — I —

Robert Y. Ireland (16, 17)  
 (Mgr.)  
 Charles Ishmael (63, 64)  
 Dan Issel (68, 69, 70)

### — J —

Ralph Jackowski (38)  
 Thad Jaracz (66, 67, 68)  
 Irvine Jeffries (28)  
 Paul Jenkins  
 (26, 27, 28)  
 Ned Jennings  
 (59, 60, 61)  
 Herbert Jerome (34)  
 Ellis Johnson (31, 32, 33)  
 Phil Johnson (56, 58, 59)  
 Walter Johnson (44)  
 Wallace Jones  
 (46, 47, 48, 49)  
 James Jordan (47, 48)

### — K —

..... Kelly (05)  
 William P. Kemper (Mgr.)  
 (05)  
 Ron Kennett (64)



Stan Key (70)  
James King (40, 41, 42)  
William King  
(21, 22, 24)  
A. M. Kirby (07)  
William Kleiser (32)  
Edwin Knadler (27)  
Howard Kreuter (32, 33)  
Tommy Kron (64, 65, 66)

— L —

Art Laib (68)  
Ed Lander (43)  
Roger Layne (51)  
Ken Lehkamp (Mgr.)  
(56, 57)  
Jim LeMaster (66, 67, 68)  
Larry Lentz (66)  
M. Levin (31) (Mgr.)  
Garland Lewis  
(34, 35, 36)  
Bill Lickert (59, 60, 61)  
James Line  
(47, 48, 49, 50)  
Shelby Linville  
(50, 51, 52)  
Ercel Little (32)

— M —

F. L. Marx (10, 11)  
B. G. Marsh (18)  
James Mathewson (42)  
Charles Maxson (33)  
(Mgr.)  
Jack May (35, 36) (Mgr.)  
Paul McBrayer  
(28, 29, 30)  
Bob McCowan (69)  
Jim McDonald  
(60, 61, 62)  
James McFarland  
(24, 25, 26)  
Lawrence McGinnis  
(28, 29, 30)  
Louis McGinnis  
(29, 30, 31)  
James McIntosh (37)  
James McKinney (36, 37)  
(Mgr.)  
C. F. Meadors (12)  
Hub Metry (64, 65)  
(Mgr.)  
Don Mills (58, 59, 60)  
Ray Mills (55, 56, 57)  
Terry Mills (69, 70)  
Stanley Milward  
(28, 29, 30)  
Will Milward (24, 25)  
Terry Mobley (63, 64, 65)  
Gayle Mohney (26)  
Bob Moore (Mgr.)  
(50, 51, 52)  
Ralph Morgan  
(13, 14, 15)  
Tom Moseley (44)

— N —

Cotton Nash (62, 63, 64)  
Alonzo Nelson (45)  
Roger Newman (61)  
C. M. Newton (51)  
Tommy Nichols (36)  
Paul Noel (43)  
Randy Noll (70)

— O —

Dan Omlar (64) (Mgr.)

Bernard Opper  
(37, 38, 39)  
Harp Owens (28, 29)  
Hays Owens (30)

— P —

Harold Park (45) (Mgr.)  
James Park (14)  
Clyde Parker (43)  
Ed Parker (19)  
J. Ed Parker (45, 46, 47)  
Tom Parker (70)  
Jack Parkinson  
(44, 45, 46, 48)  
Dick Parsons (59, 60, 61)  
Bart Peak (17)  
Leonard Pearson (50)  
Doug Pendencygraft (62)  
E. S. Penick (43)  
George Perry (54)  
Frank Phipps (27)  
Wayne Plummer (09)  
William Pogentz (21, 23)  
Randy Pool (68, 69)  
Tommy Porter  
(66, 67, 68)  
Shelby Post (08, 09)  
Sam Potter (34)  
Mike Pratt (68, 69, 70)  
R. C. Preston  
(11, 12, 13, 14)  
Linville Puckett (54)  
Larry Pursiful  
(60, 61, 62)

— R —

Frank Ramsey (51, 52, 54)  
Lloyd Ramsey (41, 42)  
Robert Reynolds (32)  
(Mgr.)  
A. T. Rice (23, 24)  
S. H. Ridgway (20, 21)  
Carl Riefkin (23, 24)  
Pat Riley (65, 66, 67)  
Roy Roberts (62, 63)  
Al Robinson (59)  
William "Doc" Rodes (17)  
William Rodes (09, 10)  
Karl Rohs (25)  
Don Rolfes (63)  
Kenneth Rollins  
(43, 47, 48)  
Van Buren Ropke (27)  
Gayle Rose (52, 54, 55)  
Harold Ross (56, 57, 58)  
Ben Roth (Mgr.) (15)  
Layton Rouse (38, 39, 40)  
Willie Rouse (54)  
Herky Rupp (62)

— S —

Forest Sale (31, 32, 33)  
Charles Schrader (14, 17)  
Wilber Schu (44, 45, 46)  
Herschel Scott  
(13, 14, 15)  
Jim Server (15, 16)  
Evan Settle (33, 34)  
A. P. Shanklin (18)  
Shelby Shanklin (08)  
James Sharpe (27)  
George Skinner (33)  
Bobby Slusher (59)  
Adrian Smith (57, 58)  
Bill Smith (56, 57, 58)  
G. K. Smith (21, 23)  
Mark Soderberg (70)  
Carey Spicer (29, 30, 31)  
Bill Spivey (50, 51)

Vincent Splane (42)  
Carl Staker (40, 41, 42)  
Larry Steele (69, 70)  
Gene Stewart (67)  
Bobby Stilz (36)  
N. Stone (08)  
John Stough (45, 48)  
Guy Strong (50)  
William Sturgill (45, 46)  
Bill Surface (Mgr.) (55)

— T —

Bob Tallent (66)  
Bob Taylor (35)  
H. C. Thomas (18, 19)  
Homer Thompson  
(37, 38, 39)  
Tommy Thompson (Mgr.)  
(60)  
Milton Ticco  
(41, 42, 43)  
E. J. Tierney (35)  
Jack Tingle  
(44, 45, 46, 47)  
Garland Townes (50)  
Bill Trott (31)  
Lou Tsioropoulos  
(51, 52, 54)  
Jack Tucker (33, 34, 35)  
Paul Turrell (35)  
William P. Tuttle  
(12, 13, 14, 15)

— U —

Lovell Underwood  
(24, 25, 26)

— V —

Arthur Vastin (18)  
George Vulich (44, 45)

— W —

J. Rice Walker  
(36, 37, 38)  
..... Waters (05)  
Robert Watson  
(50, 51, 52)  
A. J. Weisenberger (13)  
Wylie B. Wendt (06)  
Leo Wenkley (Mgr.) (30)  
Lucian Whitaker  
(50, 51, 52)  
Waller White  
(40, 41, 42)  
Don Whitehead (44)  
E. Wilheling (21)  
W. G. Wilkinson (23)  
Maury Wilson  
(06, 07, 08)  
W. C. Wilson (13)  
Charles Worthington  
(31, 32)  
E. C. Wurtele (04)

— Y —

George Yates  
(30, 31, 33)  
Humsey Yessin (Mgr.)  
(46, 47, 48, 49)  
Rudy Yessin (44)

— Z —

George Zerfoss  
(16, 18)  
Karl Zerfoss  
(13, 14, 15, 16)  
Tom Zerfoss (14)



## WILDCATS' RECORD AGAINST ALL OPPONENTS

Team	First Meeting	Last Meeting	UK Won	UK Lost
Advent Memorial Club (Cincy) .....	1909	1909	0	1
Air Force .....	1965	1965	1	0
Akron .....	1937	1937	1	0
Alabama .....	1923	1970	51	12
Alumni .....	1934	1941	2	0
Arkansas .....	1946	1950	3	0
Arkansas State .....	1945	1945	1	0
Arizona .....	1946	1946	1	0
Army .....	1969	1969	1	0
Ashland YMCA .....	1914	1914	1	0
Auburn .....	1921	1970	27	5
Baylor .....	1946	1963	5	0
Berea .....	1926	1945	11	0
Bethany .....	1911	1911	1	0
Bowling Green .....	1948	1948	1	0
Bradley .....	1949	1950	2	0
Brigham Young .....	1951	1951	1	0
Butler .....	1911	1962	3	0
*Cambridge University .....	1966	1966	1	0
Carnegie Tech .....	1931	1943	2	0
Central U. ....	1906	1913	8	9
Centenary .....	1923	1937	3	1
Centre .....	1916	1929	18	10
CCNY .....	1950	1950	0	1
Chattanooga .....	1914	1935	9	0
Chicago .....	1932	1935	2	0
Christ Church (Cincinnati) .....	1906	1913	0	3
Cincinnati U. ....	1904	1948	21	10
Cincinnati YMCA .....	1905	1906	0	3
Clemson .....	1922	1939	11	2
Colorado State .....	1959	1959	1	0
Columbia .....	1948	1948	1	0
Cornell .....	1966	1966	0	1
Creighton .....	1930	1948	7	4
Cumberland .....	1917	1921	4	1
Dartmouth .....	1942	1965	2	1
Dayton .....	1947	1967	3	1
DePaul .....	1943	1956	16	3
DePauw .....	1910	1944	1	2
Detroit .....	1938	1938	0	1
Duke .....	1930	1969	9	2
Eastern Normal .....	1928	1928	1	0
Florida .....	1927	1970	28	6
Florida State .....	1958	1962	2	1
Ft. Benning .....	1946	1946	1	0
Ft. Knox .....	1942	1947	7	0
Georgia .....	1921	1970	44	7
Georgia Tech .....	1924	1964	49	13
Georgetown (Ky.) College .....	1903	1938	35	14
Georgetown University .....	1922	1922	0	1
Great Lakes Navy .....	1942	1943	0	2
Hardin-Simmons .....	1965	1965	1	0
Holy Cross .....	1948	1948	2	0
Houston .....	1956	1956	1	0
Idaho .....	1946	1955	2	0
Illinois .....	1925	1966	8	4
Indiana .....	1924	1969	4	6
Indiana Central .....	1946	1949	4	0
Iowa .....	1956	1964	2	1



Iowa State .....	1964	1964	1	0
*Instanbul University .....	1966	1966	1	0
Jacksonville .....	1970	1970	0	1
Kansas .....	1950	1969	3	0
Kansas State .....	1940	1966	5	0
Kentucky Wesleyan .....	1910	1938	8	2+
La Salle .....	1953	1954	2	0
Lexington High .....	1909	1911	1	1
Lexington YMCA .....	1907	1912	3	4
Long Island U. ....	1939	1947	2	1
Louisiana State .....	1933	1970	32	1
Louisville Coliseum .....	1908	1908	1	1
Louisville U. ....	1913	1959	8	3
Louisville YMCA .....	1914	1914	1	0
Louisville YMHA .....	1914	1914	1	0
Loyola (Chicago) .....	1949	1964	4	3
Loyola (La.) .....	1963	1963	1	0
Marietta .....	1913	1916	2	2
Marquette .....	1938	1969	5	3
Marshall .....	1913	1933	6	0
Maryland .....	1928	1958	4	3
Maryville .....	1915	1940	5	0
Mercer .....	1921	1922	1	1
Mexico U. ....	1933	1942	3	0
Mexico YMCA .....	1924	1924	1	0
Miami (Florida) .....	1956	1956	1	0
Miami (Ohio) .....	1905	1970	13	4
Michigan .....	1924	1969	3	1
Michigan State .....	1935	1957	8	5
Minnesota .....	1951	1957	3	1
Mississippi .....	1925	1970	36	2
Mississippi State .....	1921	1970	33	7+
Missouri .....	1960	1960	1	0
Moore's Hill College .....	1906	1906	1	0
Morehead .....	1961	1961	1	0
Naval Academy .....	1928	1969	2	1
Nebraska .....	1940	1941	1	1
New Albany YMCA .....	1906	1906	0	1
New York U. ....	1935	1936	0	2
North Carolina .....	1924	1969	5	8
N. C. State .....	1931	1947	2	0
Northwestern .....	1962	1966	4	0
Notre Dame .....	1929	1970	20	12
Oglethorpe .....	1934	1934	1	0
Ohio State .....	1933	1968	6	7
Ohio University .....	1944	1964	7	1
Ohio Wesleyan .....	1911	1911	0	1
Oklahoma A & M .....	1944	1949	2	1
Oklahoma U. ....	1946	1946	1	0
Oregon State .....	1966	1966	1	0
Otterbein .....	1911	1911	0	1
Pennsylvania .....	1967	1969	2	0
Penn. State .....	1952	1955	2	0
Phillips Oilers .....	1948	1948	0	1‡
Pittsburgh .....	1935	1960	4	0
Princeton .....	1926	1926	0	1
Purdue .....	1949	1950	2	0
Rhode Island .....	1946	1946	1	0
Rose Polytechnic .....	1910	1917	1	1
*Salonika University .....	1966	1966	1	0
Seattle .....	1958	1958	1	0
Sewanee .....	1923	1934	6	0
South Carolina .....	1928	1967	4	1
Southern California .....	1959	1961	0	2



St. Andrew .....	1915	1915	1	1
St. John's .....	1943	1952	8	3
St. Joseph's .....	1939	1939	1	0
St. Louis .....	1948	1966	7	9
Southern Methodist .....	1956	1958	2	1
Syracuse .....	1950	1964	2	0
Temple .....	1944	1962	14	4
Tennessee .....	1910	1970	90	35
Texas A & M .....	1941	1946	2	0
Texas Tech .....	1963	1965	2	0
Texas Western .....	1966	1966	0	1
Transylvania .....	1903	1911	6	8#
Tufts .....	1945	1945	1	0
Tulane .....	1921	1966	37	5
Tulsa .....	1947	1948	3	0
UCLA .....	1951	1961	3	0
Utah .....	1944	1954	2	1
Utah State .....	1957	1957	1	0
Vanderbilt .....	1912	1970	70	22
Vernon College .....	1906	1906	1	0
Villanova .....	1949	1949	2	0
Virginia .....	1914	1966	6	2
Virginia Tech .....	1924	1962	2	1
VMI .....	1914	1960	2	2
Wabash .....	1925	1946	1	1
Wake Forest .....	1953	1963	2	0
*Warsaw University .....	1966	1966	2	0
Washington U. ....	1942	1948	2	0
Washington & Lee .....	1922	1956	12	1
Wayne .....	1956	1956	1	0
Western Ontario .....	1945	1949	4	0
West Texas State .....	1950	1950	1	0
West Virginia .....	1924	1970	9	4
Wisconsin .....	1963	1969	1	1
Wright Field .....	1944	1944	1	0
Wyoming .....	1944	1944	1	0
Xavier .....	1935	1969	37	2
Yale .....	1961	1961	1	0

† Record includes nine games with Mississippi A&M which later became known as Mississippi State.

‡ Pre-Olympic Games exhibitions not included.

# Record includes 10 games with Kentucky University, which became known as Transylvania in 1909.

\* Played in International Universities Tournament at Tel Aviv, Israel, in August, 1966.

+ Record does not take in account tie game played between UK and Kentucky Wesleyan Feb. 9, 1918. Unique 21-21 tie resulted from scorer's error which was not discovered until after teams departed.

## WILDCAT MASCOTS HAD COLORFUL NAMES

Over the years, Kentucky athletic teams have been spurred on in efforts toward victory by numerous colorfully-named wildcat mascots. Records indicate the first animal was given to the University in 1921. Named "Tom," this live Kentucky wildcat died quickly from being in captivity and was replaced with "TNT." Other live mascots followed—including "Whiskers," "Hot Tamale," and "Colonel"—only to pass from the scene due to death or being turned loose in the mountains after they did not thrive out of their native habitat.



# KENTUCKY'S ALL-TIME RECORD 1903-1970

(67 Seasons—Won 1041, Lost 323, Ties 1)

(No Schedule Played in 1952-53)

(Losses in Bold Face)

Date Team Site Ky. Opp.

### 1903—Won 1, Lost 2.

COACH: Unnamed  
STARTERS: (A. C. Bush, B. W. Bush, Houlihan, Smith and Carter)

Feb. 6	Georgetown	(H)	6	15
Feb. 18	Lexington YMCA	(H)	11	10
Feb. 20	Kentucky U.	(H)	2	42
			19	69

### 1904—Won 1, Lost 4.

COACH: Leander E. Andrus, Mgr.  
CAPTAIN: St. John (Guyn, Arnett, St. John, Wurtele, Coons)

Feb. 4	Georgetown	(A)	11	26
Feb. 11	Kentucky U.*	(A)	5	12
Feb. 13	Georgetown	(H)	10	22
Feb. 26	Kentucky U.	(A)	12	14
Mar. 4	Cincinnati	(H)	25	21
			63	95

\* Kentucky University (Transylvania) and Georgetown game at KU was called off because of failure to agree on a referee. State College (University of Kentucky) team was present and agreed to play. The offer was accepted and KU won, 12-5.

### 1905—Won 1, Lost 4.

COACH:  
CAPTAIN: J. M. Coons

Jan. 13	Georgetown	(H)	9	14
Jan. 21	Cincinnati YMCA	(H)	22	43
Jan. 27	Kentucky U.	(H)	30	29
Feb. 4	Kentucky U.	(H)	1	22
Feb. 22	Kentucky U.	(H)	23	33
			85	141

### 1906—Won 4, Lost 9.

COACH: W. B. Wendt (Mgr.)  
CAPTAIN: D. P. Branson (Baer, Donan, Barbee, Wilson, Herman)

Jan. 11	Lexington YMCA*	(H)	....	....
Jan. 12	Miami (Ohio)	(H)	10	15
Jan. 19	Central U.	(H)	15	14
Jan. 20	Georgetown	(A)	9	34
Jan. 26	Central U.	(A)	17	15
Jan. 27	Cincinnati YMCA	(H)	16	29
Feb. 3	Christ Church, Cin.	(H)	24	38
Feb. 9	Georgetown	(H)	22	28
Feb. 12	New Albany YMCA	(A)	12	29
Feb. 13	Vernon College	(A)	34	14
Feb. 14	Moore's Hill	(A)	32	11
Feb. 15	Christ Church, Cin.	(A)	17	54
Feb. 16	Cincinnati YMCA	(A)	9	38
Feb. 17	Miami (Ohio)	(A)	19	29
			236	328

\* W. B. Wendt on Jan. 9, 1906 verified that State College opened the 1906 season against Kentucky U. in the YMCA. Athletic committees of the two schools had cancelled all games after a fight at a football game in November, 1905. Wendt and the Kentucky U. manager agreed to play at the YMCA and list the State College foe as YMCA instead of Kentucky U. State College won but Mr. Wendt didn't remember the score, which he hadn't listed.

Date Team Site Ky. Opp.

### 1907—Won 3, Lost 6.

COACH: A. M. Kirby (Mgr.)  
CAPTAIN: J. M. Wilson (Shanklin, Baer, Bryant, Barbee)

Jan. 16	Lexington YMCA	(H)	17	25
Jan. 19	Georgetown	(H)	16	15
Jan. 25	Central U.	(H)	22	9
Feb. 12	Central U.	(A)	23	25
Feb. 15	Kentucky U.	(H)	16	14
Feb. 21	Georgetown	(A)	8	19
Mar. 1	Lexington YMCA	(A)	22	41
Mar. 7	Kentucky U.	(A)	5	19
Mar. 9	Central U.	(H)	13	15
			142	182

### 1907-08—Won 5, Lost 6.

COACH: J. S. Chambers (Mgr.)  
CAPTAIN: Richard Barbee

Jan. 10	Lexington YMCA	(H)	19	29
Jan. 21	Kentucky U.	(H)	20	15
Jan. 25	Central U.	(A)	21	32
Feb. 4	Kentucky U.	(H)	20	15
Feb. 8	Louisville Coliseum	(H)	29	28
Feb. 11	Georgetown	(A)	22	30
Feb. 13	Central U.	(H)	31	20
Feb. 15	Lexington YMCA	(H)	19	23
Feb. 22	Louisville Coliseum	(A)	18	30
Mar. 3	Georgetown	(H)	18	13
Mar. 7	Central U.	(A)	10	29
			227	264

### 1908-09—Won 5, Lost 4.

MGR.: J. S. Chambers  
CAPTAIN: W. C. Fox

Jan. 9	Lexington High	(H)	29	9
Jan. 18	Advent Mem. Club	(A)	27	41
Jan. 19	Cincinnati	(A)	25	41
Jan. 27	Central U.	(H)	24	23
Feb. 6	Central U.	(A)	20	35
Feb. 8	Georgetown	(H)	45	32
Feb. 15	Georgetown	(A)	48	19
Feb. 19	Cincinnati	(H)	28	23
Feb. 26	Central U.	(H)	20	26
			266	249

### 1909-10—Won 4, Lost 8.

COACH: R. E. Spahr and E. R. Sweetland  
CAPTAIN: Bill Rodes

Jan. 8	Kentucky Wesleyan	(A)	14*	12
Jan. 22	Georgetown	(H)	31	11
Jan. 24	DePauw	(H)	11	24
Jan. 28	Central	(A)	19	87
Feb. 4	Georgetown	(A)	16	34
Feb. 7	Cincinnati	(A)	17	47
Feb. 9	DePauw	(A)	10	28
Feb. 10	Rose Poly	(A)	11	52
Feb. 16	Tennessee	(H)	20	5
Mar. 5	Central U.	(H)	13	31
Mar. 8	Georgetown	(H)	24	23
Mar. 11	Central	(A)	9	49
			195	403

\* Denotes one overtime period.



Date	Team	Site	Ky.	Opp.
<b>1910-11—Won 5, Lost 6.</b>				
COACH: H. J. Iddings CAPTAIN: J. H. Gaiser				
Jan. 13	Lexington High	(H)	29	36
Jan. 20	Transylvania	(H)	18	23
Jan. 27	Ky. Wesleyan	(A)	19	21
Feb. 4	Bethany	(H)	24	11
Feb. 9	Ohio Wesleyan	(A)	19	37
Feb. 10	Otterbein	(A)	27	41
Feb. 11	Cin. Christ's Church	(A)	21	32
Feb. 17	Georgetown	(A)	47	22
Feb. 23	Butler	(H)	21	16
Feb. 28	Transylvania	(A)	22	19
Mar. 3	Transylvania	(H)	30	24
			277	282

**1911-12—Won 9, Lost 0.**

Date	Team	Site	Ky.	Opp.
COACH: E. R. Sweetland CAPTAIN: W. C. Harrison				
Jan. 5	Georgetown	(H)	38	12
Jan. 12	Central U.	(A)	32	13
Jan. 19	Miami (Ohio) U.	(H)	31	14
Feb. 1	Central U.	(H)	52	10
Feb. 7	Tennessee	(H)	27	15
Feb. 16	Lexington YMCA	(H)	32	20
Feb. 22	Vanderbilt	(H)	28	17
Feb. 23	Vanderbilt	(H)	22	18
Mar. 1	Georgetown	(A)	19	18
			281	137

**SOUTHERN CHAMPIONS**

**1912-13—Won 5, Lost 3.**

Date	Team	Site	Ky.	Opp.
COACH: J. J. Tigert CAPTAIN: B. Barnett				
Jan. 24	Lexington YMCA	(H)	25	27
Feb. 8	Cincinnati	(H)	20	18
Feb. 13	Marietta	(H)	42	16
Feb. 15	Louisville	(H)	34	10
Feb. 19	Vanderbilt	(H)	17	24
Feb. 20	Vanderbilt	(H)	42	29
Feb. 27	Miami (Ohio) U.	(H)	24	16
Mar. 1	Cin. Christ's Church	(H)	19	30
			223	170

**1913-14—Won 11, Lost 2.**

Date	Team	Site	Ky.	Opp.
COACH: Alpha Brumage CAPTAIN: William Tuttle				
Jan. 10	Ashland YMCA	(H)	28	15
Jan. 17	Louisville YMCA	(H)	30	21
Jan. 21	Marshall	(A)	46	6
Jan. 20	Ashland YMCA	(H)	30	19
Jan. 22	Virginia U.	(A)	23	39
Jan. 24	Va. Military Inst.	(A)	18	32
Jan. 31	Louisville YMHA	(H)	59	12
Feb. 7	Louisville	(H)	22	17
Feb. 11	Tennessee	(H)	20	14
Feb. 12	Tennessee	(H)	20	18
Feb. 21	Cincinnati	(H)	20	18
Feb. 23	Chattanooga	(H)	40	7
Feb. 28	Marietta	(H)	19	17
			375	235

**1914-15—Won 7, Lost 5.**

Date	Team	Site	Ky.	Opp.
COACH: Alpha Brumage CAPTAIN: Ralph Morgan				
Jan. 16	Marietta	(H)	37	17
Jan. 22	Louisville	(H)	18	14
Jan. 30	St. Andrew	(H)	35	15
Feb. 4	Marietta	(A)	23	22
Feb. 5	Tennessee	(A)	21	36
Feb. 6	Tennessee	(A)	22	27
Feb. 12	Vanderbilt	(H)	34	39
Feb. 13	Vanderbilt	(H)	36	24

Date	Team	Site	Ky.	Opp.
Feb. 17	Tennessee	(H)	22	13
Feb. 18	Tennessee	(H)	20	18
Feb. 26	St. Andrew	(A)	25	50
Feb. 27	Louisville	(A)	15	26
			308	301

**1915-16—Won 8, Lost 6.**

Date	Team	Site	Ky.	Opp.
COACH: James Park CAPTAIN: K. P. Zerfoss				
Jan. 14	Cincinnati	(A)	39	24
Jan. 18	Georgetown	(A)	29	22
Jan. 31	Georgetown	(H)	30	22
Feb. 4	Vanderbilt	(H)	25	39
Feb. 5	Vanderbilt	(H)	20	23
Feb. 12	Louisville	(H)	22	28
Feb. 15	Centre	(A)	38	5
Feb. 19	Cincinnati	(H)	34	10
Feb. 22	Louisville	(A)	32	24
Feb. 23	Tennessee	(H)	17	28
Feb. 26	Maryville	(H)	36	25
Feb. 29	Centre	(H)	38	14
Mar. 3	Marietta	(H)	22	27
Mar. 4	Marietta	(H)	23	27
			405	318

**1916-17—Won 4, Lost 6.**

Date	Team	Site	Ky.	Opp.
COACH: W. P. Tuttle CAPTAIN: Robert Y. Ireland				
Jan. 17	Centre	(H)	31	21
Jan. 27	Georgetown	(A)	19	22
Jan. 30	Rose Polytechnic	(H)	33	12
Feb. 9	Tennessee	(H)	20	23
Feb. 10	Tennessee	(H)	19	22
Feb. 16	Centre	(A)	24	28
Feb. 21	Georgetown	(H)	32	18
Mar. 1	Cumberland	(A)	48	20
Mar. 2	Tennessee	(A)	26	27
Mar. 3	Tennessee	(A)	10	30
			262	223

**1917-18—Won 9, Lost 2, Tied 1.**

Date	Team	Site	Ky.	Opp.
COACH: S. A. Boles CAPTAIN: Patrick Campbell				
Jan. 9	Ky. Wesleyan	(H)	23	13
Jan. 17	Centre	(A)	21	29
Jan. 24	Georgetown	(H)	22	18
Feb. 7	Tennessee	(H)	33	26
Feb. 8	Tennessee	(H)	40	12
Feb. 9	Ky. Wesleyan	(A)	21	21
(This unique tie game resulted from scorer's error which was not discovered until after teams' departures. The contest was re-scheduled but never played for unknown reasons.)				
Feb. 14	Georgetown	(A)	25	16
Feb. 21	Centre	(H)	22***	20
Feb. 28	Cumberland	(A)	42	21
Mar. 1	Tennessee	(A)	29	18
Mar. 2	Tennessee	(A)	32	20
POST-SEASON GAME (For State Championship)				
Mar. 9	Centre	(N1)	12	22
			322	236

\*\*\* Denotes 3 overtime periods.  
(N1) Louisville

**1918-19—Won 6, Lost 8.**

Date	Team	Site	Ky.	Opp.
COACH: Andrew Gill CAPTAIN: J. A. Dishman				
Jan. 13	Ky. Wesleyan	(H)	46	5
Jan. 18	Georgetown	(H)	30	32
Jan. 25	Centre	(A)	30	38
Jan. 31	Cincinnati	(A)	18	28
Feb. 6	Chattanooga	(A)	28	25
Feb. 7	Tennessee	(A)	22	40
Feb. 8	Cumberland	(A)	22	21
Feb. 14	Vanderbilt	(H)	26	36



Date	Team	Site	Ky.	Opp.
Feb. 15	Georgetown	(A)	18	22
Feb. 21	Cincinnati	(H)	34	21
Feb. 22	Ky. Wesleyan	(H)	18	13
Feb. 24	Centre	(H)	10	21
Feb. 28	Tennessee	(H)	30	14
Mar. 8	Miami (Ohio) U.	(H)	14	38
			346	354

1919-20—Won 5, Lost 7.

COACH: George C. Bucheit  
CAPTAIN: J. C. Everett

Jan. 17	Cincinnati	(A)	11	13
Jan. 22	Maryville	(H)	27	16
Jan. 31	Georgetown	(H)	25	14
Feb. 5	Tennessee	(H)	24	29
Feb. 7	Tennessee	(H)	26	27
Feb. 14	Centre	(A)	15	44
Feb. 17	Georgetown	(A)	28	16
Feb. 21	Ky. Wesleyan	(H)	43	13
Feb. 26	Cumberland	(A)	21	30
Feb. 27	Tennessee	(A)	25	28
Feb. 28	Tennessee	(A)	36	25
Mar. 6	Centre	(H)	18	*20
			299	275

1920-21—Won 13, Lost 1.

COACH: George C. Bucheit  
CAPTAIN: Basil Haydon

Jan. 12	Ky. Wesleyan	(H)	38	13
Jan. 15	Cumberland	(H)	37	21
Jan. 18	Georgetown	(H)	38	23
Jan. 21	Chattanooga	(H)	42	10
Jan. 26	Cincinnati	(A)	26	19
Jan. 29	Auburn	(H)	40	25
Feb. 8	Centre	(A)	27	29
Feb. 15	Georgetown	(A)	56	11
Feb. 18	Centre	(H)	20	13
Feb. 22	Vanderbilt	(H)	39	18

SIAA TOURNAMENT (Atlanta, Ga.)

Feb. 25	Tulane		50	28
Feb. 26	Mercer		49	24
Feb. 28	Mississippi A & M		28	13
Mar. 1	Georgia (championship)		20	19
			510	266

1921-22—Won 10, Lost 6.

COACH: George C. Bucheit  
CAPTAIN: R. E. Lavin

Jan. 14	Georgetown	(H)	17	26
Jan. 17	Louisville	(A)	38	14
Jan. 18	Vanderbilt	(A)	12	22
Jan. 21	Louisville	(H)	29	22
Jan. 26	Miss. A & M	(H)	28	21
Jan. 27	Marshall	(H)	34	12
Feb. 4	Centre	(A)	27	21
Feb. 6	Georgetown	(A)	26	17
Feb. 8	Washington & Lee	(A)	21	20
Feb. 9	Ya. Military Inst.	(A)	32	37
Feb. 11	Georgetown U.	(A)	23	28
Feb. 13	Virginia	(A)	30	32
Feb. 16	Clemson	(H)	38	14
Feb. 20	Centre	(H)	40	23

SIAA TOURNAMENT (Atlanta, Ga.)

Feb. 24	Georgetown		41	21
Feb. 25	Mercer		22	35
			457	361

1922-23—Won 3, Lost 10.

COACH: George C. Bucheit  
CAPTAIN: Fred Fest

Jan. 13	Georgetown	(A)	24	13
Jan. 20	Tennessee	(A)	26	30
Jan. 22	Chattanooga	(H)	25	18
Jan. 25	Alabama	(H)	35	45
Jan. 27	Centre	(H)	14	21

Date	Team	Site	Ky.	Opp.
Feb. 3	Georgia	(H)	19	23
Feb. 5	Cincinnati	(A)	24	33
Feb. 7	Centenary	(H)	21	38
Feb. 10	Tennessee	(H)	23	28
Feb. 14	Centre	(A)	10	17
Feb. 15	Clemson	(H)	17	30
Feb. 19	Georgetown	(H)	21	48
Feb. 23	Sewanee	(H)	30	14

289 348

1923-24—Won 13, Lost 3.

COACH: G. C. Buchheit  
CAPTAIN: A. T. Rice

Jan. 1	Vanderbilt	(H)	33	13
Jan. 8	Mexico YMCA	(H)	25	14
Jan. 12	Georgetown	(A)	32	24
Jan. 14	Miss. A & M	(H)	16	17
Jan. 15	Sewanee	(H)	50	15
Jan. 18	Tennessee	(A)	14	20
Jan. 19	Chattanooga	(A)	24	23
Feb. 4	West Virginia	(H)	24	21
Feb. 9	Centre	(A)	27	18
Feb. 11	Georgetown	(H)	39	35
Feb. 13	Clemson	(H)	38	13
Feb. 14	Virginia	(H)	29	16
Feb. 19	Virginia Tech	(H)	36	14
Feb. 21	Centre	(H)	38	24
Feb. 23	Georgia Tech	(H)	33	27

SIAA TOURNAMENT (Atlanta, Ga.)

Feb. 29	North Carolina		20	41
			478	335

ALUMNI GYM ERA (1924-1950)

1924-25—Won 13, Lost 8.

COACH: C. O. Applegran  
CAPTAIN: James McFarland

Dec. 13	Cincinnati	(H)	28	23
Dec. 18	Indiana	(H)	18	20
Dec. 20	Michigan	(H)	11	21
Jan. 3	Cincinnati	(A)	20	24
Jan. 5	Illinois	(A)	26	36
Jan. 6	Wabash	(A)	11	57
Jan. 9	Mississippi	(H)	26	23
Jan. 10	Georgetown	(H)	25	17
Jan. 17	Centre	(H)	33	26
Jan. 30	Washington & Lee	(H)	28	22
Feb. 2	West Virginia	(H)	29	19
Feb. 5	Alabama	(A)	15	24
Feb. 6	Georgia Tech	(A)	18	16
Feb. 7	Georgia	(A)	24	28
Feb. 9	Tennessee	(A)	34	22
Feb. 12	Tulane	(A)	29	22
Feb. 14	Georgetown	(A)	36	21
Feb. 18	Tennessee	(H)	26	21
Feb. 21	Centre	(H)	39	10

SOUTHERN CONF. TOUR. (Atlanta, Ga.)

Feb. 27	Mississippi A&M		31	26
Feb. 28	Georgia		31	32
			538	510

1925-26—Won 15, Lost 3.

COACH: Ray Eklund  
CAPTAIN: Burgess Carey

Dec. 19	DePauw	(H)	29	38
Jan. 5	Indiana	(A)	23	34
Jan. 9	Berea	(H)	37	23
Jan. 12	Georgetown	(A)	36	21
Jan. 16	Georgia Tech	(H)	25	24
Jan. 22	Centre	(H)	45	25
Jan. 30	Georgetown	(H)	25	20
Feb. 1	Alabama	(H)	27	16
Feb. 4	Centre	(A)	46	19
Feb. 5	Washington & Lee	(H)	44	34
Feb. 8	Auburn	(H)	35	26



Date	Team	Site	Ky.	Opp.
Feb. 12	Tennessee	(A)	51	17
Feb. 15	Georgia	(A)	22	18
Feb. 18	Tennessee	(H)	27	21
Feb. 20	Vanderbilt	(H)	30	20

SOUTHERN CONF. TOUR. (Atlanta, Ga.)

Feb. 26	Va. Military Inst.		38	25
Feb. 27	Georgia		39	34
Mar. 1	Mississippi A&M		<b>26</b>	<b>31</b>
			605	446

1926-27—Won 3, Lost 13.

COACH: Basil Hayden  
CAPTAIN: Paul Jenkins

Dec. 18	Cincinnati	(H)	10	48
Dec. 21	Indiana	(H)	19	38
Dec. 29	Cincinnati	(A)	23	51
Dec. 31	Princeton	(H)	26	30
Jan. 3	Florida	(H)	43	36
Jan. 10	Ky. Wesleyan	(A)	25	31
Jan. 15	Vanderbilt	(H)	32	48
Jan. 21	Tennessee	(A)	14	19
Jan. 22	Georgia Tech	(A)	16	48
Jan. 29	Centre	(H)	27	25
Feb. 1	Georgetown	(A)	19	26
Feb. 4	Washington & Lee	(H)	34	36
Feb. 7	West Virginia	(H)	26	44
Feb. 11	Mississippi	(H)	17	37
Feb. 12	Centre	(A)	22	16
Feb. 19	Tennessee	(H)	21	30
			374	563

1927-28—Won 12, Lost 6.

COACH: John Mauer  
CAPTAIN: Paul Jenkins

Dec. 16	Clemson	(H)	33	17
Dec. 20	Miami (Ohio) U.	(H)	31	36
Jan. 4	Berea	(H)	37	16
Jan. 9	Centre	(A)	36	25
Jan. 14	Vanderbilt	(H)	43	23
Jan. 16	Virginia	(A)	31	28
Jan. 18	Naval Academy	(A)	26	32
Jan. 19	Maryland	(A)	7	37
Jan. 28	Tennessee	(H)	48	18
Feb. 3	Washington & Lee	(H)	34	28
Feb. 4	Indiana	(A)	29	48
Feb. 8	Vanderbilt	(A)	54	29
Feb. 9	Tennessee	(A)	43	16
Feb. 11	Georgia Tech	(H)	31	35
Feb. 18	Centre	(H)	30	20

SOUTHERN CONF. TOUR. (Atlanta, Ga.)

Feb. 24	South Carolina		56	40
Feb. 25	Georgia		33	16
Feb. 27	Mississippi		<b>28</b>	<b>41</b>
			630	505

1928-29—Won 12, Lost 5.

COACH: John Mauer  
CAPTAIN: Lawrence McGinnis

Dec. 15	Eastern Normal	(H)	35	10
Dec. 21	Miami (Ohio) U.	(H)	43***	42
Jan. 4	North Carolina	(H)	15	25
Jan. 12	Notre Dame	(A)	19	16
Jan. 16	Georgia Tech	(A)	19	33
Jan. 17	Tennessee	(A)	35	29
Jan. 19	Tennessee	(H)	27	22
Jan. 26	Alabama	(H)	26	27
Feb. 1	Mississippi A&M	(A)	25	23
Feb. 2	Mississippi A&M	(A)	32	14
Feb. 3	Tulane	(A)	22	34
Feb. 8	Washington & Lee	(H)	31	30
Feb. 13	Centre	(H)	47	11
Feb. 22	Mississippi	(H)	35	30
Feb. 23	Mississippi	(H)	32	24

SOUTHERN CONF. TOUR. (Atlanta, Ga.)

Mar. 1	Tulane		29	15
Mar. 2	Georgia		<b>24</b>	<b>26</b>
			496	411

\*\*\* Denotes 3 overtime periods. 496 411

Date	Team	Site	Ky.	Opp.
------	------	------	-----	------

1929-30—Won 16, Lost 3.

COACH: John Mauer  
CAPTAIN: Paul McBrayer

Dec. 14	Georgetown	(H)	46	9
Dec. 20	Miami (Ohio) U.	(H)	35	20
Dec. 31	Berea	(H)	29	26
Jan. 3	Clemson	(H)	31	15
Jan. 10	Creighton	(H)	<b>27</b>	<b>28</b>
Jan. 11	Creighton	(H)	25	21
Jan. 18	Tennessee	(H)	23	20
Jan. 24	Mississippi A&M	(H)	43	17
Jan. 25	Mississippi A&M	(H)	20	14
Jan. 31	Tennessee	(A)	<b>26</b>	<b>29</b>
Feb. 1	Georgia	(A)	22	21
Feb. 3	Clemson	(A)	34	20
Feb. 8	Georgia Tech	(H)	39	19
Feb. 14	Georgia	(H)	36	23
Feb. 18	Ky. Wesleyan	(H)	32	20
Feb. 22	Washington & Lee	(H)	28	*26

SOUTHERN CONF. TOUR. (Atlanta, Ga.)

Feb. 28	Maryland		26	21
Mar. 1	Sewanee		44	22
Mar. 3	Duke		<b>32</b>	<b>37</b>
			599	408

\* Denotes overtime period.

ADOLPH RUPP ERA

1930-31—Won 15, Lost 3.

COACH: Adolph Rupp  
CAPTAIN: Carey Spicer

Dec. 18	Georgetown	(H)	67	19
Dec. 27	Marshall	(H)	42	26
Dec. 31	Berea	(H)	41	25
Jan. 3	Clemson	(H)	33	21
Jan. 10	Tennessee	(H)	31	23
Jan. 16	Chattanooga	(H)	55	18
Jan. 21	Vanderbilt	(A)	42	37
Jan. 31	Tennessee	(A)	36	*32
Feb. 6	Washington & Lee	(H)	23	18
Feb. 9	Georgia Tech	(H)	38	34
Feb. 13	Georgia	(A)	16	25
Feb. 14	Clemson	(A)	26	29
Feb. 16	Georgia Tech	(A)	35	16
Feb. 20	Vanderbilt	(H)	43	23

SOUTHERN CONF. TOUR. (Atlanta, Ga.)

Feb. 27	North Carolina State		33	28
Feb. 28	Duke		35	30
Mar. 2	Florida		56	36
Mar. 3	Maryland (finals)		<b>27</b>	<b>29</b>
			679	469

\* Denotes overtime period. 679 469

1931-32—Won 15, Lost 2.

COACH: Adolph Rupp  
CAPTAIN: Ellis Johnson

Dec. 15	Georgetown	(H)	66	24
Dec. 18	Carnegie Tech	(H)	36	34
Dec. 23	Berea	(H)	52	27
Dec. 30	Marshall	(H)	46	16
Jan. 2	Clemson	(H)	43	24
Jan. 14	Clemson	(A)	30	17
Jan. 15	Sewanee	(A)	30	20
Jan. 16	Tennessee	(A)	29	28
Jan. 21	Chattanooga	(H)	51	17
Jan. 30	Washington & Lee	(H)	48	28
Feb. 6	Duke	(H)	37	30
Feb. 8	Alabama	(H)	50	22
Feb. 10	Vanderbilt	(A)	61	37
Feb. 13	Tennessee	(H)	41	27
Feb. 20	Vanderbilt	(H)	31	32

SOUTHERN CONF. TOUR. (Atlanta, Ga.)

Feb. 26	Tulane		50	30
Feb. 27	North Carolina		<b>42</b>	<b>43</b>
			743	456



Date	Team	Site	Ky.	Opp.
<b>1932-33—Won 20, Lost 3.</b>				
COACH: Adolph Rupp				
CAPTAIN: Forest Sale				
Dec. 12	Georgetown	(H)	62	21
Dec. 17	Marshall	(N1)	57	23
Dec. 20	Tulane	(H)	53	17
Dec. 21	Tulane	(H)	42	11
Dec. 30	Chicago	(A)	58	26
Jan. 2	<b>Ohio State</b>	(A)	<b>30</b>	<b>46</b>
Jan. 6	Creighton	(A)	32	26
Jan. 7	<b>Creighton</b>	(A)	<b>22</b>	<b>34</b>
Jan. 10	South Carolina	(H)	44	36
Jan. 14	Tennessee	(A)	42	21
Jan. 16	Clemson	(H)	67	18
Jan. 28	Tennessee	(H)	44	23
Jan. 31	Vanderbilt	(A)	40	29
Feb. 1	Clemson	(A)	42	32
Feb. 2	<b>South Carolina</b>	(A)	<b>38</b>	<b>44</b>
Feb. 6	Mexico U.	(H)	81	22
Feb. 11	Georgia Tech	(H)	45	22
Feb. 13	Alabama	(N2)	35	21
Feb. 18	Vanderbilt	(H)	45	28

SEC TOURNAMENT (Atlanta, Ga.)

Feb. 25	Mississippi		49	31
Feb. 26	Florida		48	24
Feb. 27	L.S.U.		51	38
Feb. 28	Mississippi State		46	27

SEC CHAMPIONS 1073 630

(N1) Ashland (N2) Birmingham

**1933-34—Won 15, Lost 1.**

COACH: Adolph Rupp  
CAPTAIN: John DeMoisey

Dec. 9	Georgetown	(H)	41	12
Dec. 14	Marshall	(H)	48	26
Dec. 16	Cincinnati	(H)	31	25
Dec. 21	Tulane	(A)	32	22
Dec. 22	Tulane	(A)	42	29
Jan. 12	Sewanee	(A)	55	16
Jan. 13	Tennessee	(A)	44	23
Jan. 20	Chattanooga	(H)	47	20
Jan. 27	Tennessee	(H)	53	26
Feb. 1	Alabama	(N1)	33	28
Feb. 3	Vanderbilt	(A)	48	26
Feb. 8	Alabama	(H)	26	21
Feb. 10	Georgia Tech	(H)	49	25
Feb. 15	Sewanee	(H)	60	15
Feb. 17	Vanderbilt	(H)	47	27

SEC TOURNAMENT (Atlanta, Ga.)

Feb. 24 **Florida** 32 38

(N1) Birmingham 688 379

**1934-35—Won 19, Lost 2.**

COACH: Adolph Rupp  
CO-CAPTAINS: Dave Lawrence and Jack Tucker

Dec. 10	Alumni	(H)	61	10
Dec. 13	Oglethorpe	(H)	81	12
Dec. 20	Tulane	(A)	38	9
Dec. 21	Tulane	(A)	52	12
Jan. 2	Chicago	(H)	42	16
Jan. 5	<b>New York U.</b>	(A)	<b>22</b>	<b>23</b>
Jan. 18	Tulane	(H)	63	22
Jan. 19	Tulane	(H)	55	12
Jan. 22	Chattanooga	(H)	66	19
Jan. 26	Tennessee	(H)	48	21
Feb. 1	Alabama	(N1)	33	26
Feb. 2	Vanderbilt	(A)	58	22
Feb. 5	Xavier	(A)	40	27
Feb. 9	Georgia Tech	(H)	57	30
Feb. 11	Alabama	(H)	25	16
Feb. 13	<b>Michigan State</b>	(A)	<b>26</b>	<b>32</b>

Date	Team	Site	Ky.	Opp.
Feb. 16	Tennessee	(A)	38	36
Feb. 22	Creighton	(H)	63	42
Feb. 23	Creighton	(H)	24	13
Mar. 2	Vanderbilt	(H)	53	19
Mar. 7	Xavier	(H)	46	29

SEC CO-CHAMPIONS

(N1) Birmingham 991 448

**1935-36—Won 15, Lost 6.**

COACH: Adolph Rupp  
CAPTAIN: Millard Anderson

Dec. 6	Georgetown	(H)	42	17
Dec. 17	Berea	(H)	58	30
Dec. 23	Pittsburgh	(H)	35	17
Jan. 8	<b>New York U.</b>	(A)	<b>28</b>	<b>41</b>
Jan. 14	Xavier	(A)	36	32
Jan. 17	Tulane	(H)	49	24
Jan. 18	Tulane	(H)	39	21
Jan. 21	Michigan State	(H)	27	19
Jan. 25	Tennessee	(H)	40	31
Feb. 1	<b>Vanderbilt</b>	(A)	<b>23</b>	<b>32</b>
Feb. 3	Alabama	(A)	32	30
Feb. 7	Alabama	(H)	40	34
Feb. 10	<b>Notre Dame</b>	(A)	<b>20</b>	<b>41</b>
Feb. 11	Butler	(A)	39	28
Feb. 15	<b>Tennessee</b>	(A)	<b>28</b>	<b>39</b>
Feb. 18	Xavier	(H)	49	40
Feb. 21	Creighton	(H)	68	38
Feb. 22	<b>Creighton</b>	(H)	<b>29</b>	<b>31</b>
Feb. 24	Vanderbilt	(H)	61	41

SEC TOURNAMENT (Knoxville, Tenn.)

Feb. 28 Mississippi State 41 39

Mar. 1 **Tennessee** 28 39

812 644

**1936-37—Won 17, Lost 5.**

COACH: Adolph Rupp  
CAPTAIN: Warfield Donohue

Dec. 9	Georgetown	(H)	46	21
Dec. 12	Berea	(H)	70	26
Dec. 15	Xavier	(A)	34	28
Dec. 21	Centenary	(H)	37	19
Jan. 2	Michigan State	(H)	28	21
Jan. 5	<b>Notre Dame</b>	(N1)	<b>28</b>	<b>41</b>
Jan. 8	Creighton	(H)	59	36
Jan. 14	<b>Michigan State</b>	(A)	<b>23</b>	<b>24</b>
Jan. 16	Akron U.	(N2)	32	22
Jan. 23	Tennessee	(H)	43	26
Jan. 30	Vanderbilt	(A)	41	26
Feb. 1	Alabama	(N3)	38	27
Feb. 3	<b>Tulane</b>	(A)	<b>28</b>	<b>35</b>
Feb. 4	Tulane	(A)	28	25
Feb. 8	Mexico U.	(H)	60	30
Feb. 10	<b>Alabama</b>	(H)	<b>31</b>	<b>34</b>
Feb. 13	<b>Tennessee</b>	(A)	<b>24</b>	<b>26</b>
Feb. 20	Vanderbilt	(H)	51	19
Feb. 22	Xavier	(H)	23	15

SEC TOURNAMENT (Knoxville, Tenn.)

Feb. 26 Louisiana State 57 37

Feb. 28 Georgia Tech 40 30

Mar. 1 Tennessee (championship) 39 25

SEC CHAMPIONS 860 593

(N1) Louisville (N2) Cincinnati (N3) Birmingham

**1937-38—Won 13, Lost 5.**

COACH: Adolph Rupp  
CAPTAIN: J. Rice Walker

Dec. 5	Berea	(H)	67	33
Dec. 18	Cincinnati	(H)	38	21
Dec. 22	Centenary	(H)	35	25



Date	Team	Site	Ky.	Opp.
SUGAR BOWL TOURNAMENT New Orleans, La.				
Dec. 29	Pittsburgh (championship)		40	29
<b>Jan. 8</b>	<b>Michigan State</b>	(A)	<b>37</b>	<b>42</b>
<b>Jan. 10</b>	<b>Detroit</b>	(A)	<b>26</b>	<b>34</b>
<b>Jan. 15</b>	<b>Notre Dame</b>	(A)	<b>37</b>	<b>47</b>
Jan. 22	Tennessee	(H)	52	27
Jan. 29	Vanderbilt	(A)	42	19
Jan. 31	Alabama	(N1)	57	31
<b>Feb. 5</b>	<b>Xavier</b>	(A)	<b>32</b>	<b>39</b>
Feb. 7	Michigan State	(H)	44	27
Feb. 12	Alabama	(H)	27	21
Feb. 14	Marquette	(H)	35	33
Feb. 17	Xavier	(H)	45	29
Feb. 21	Vanderbilt	(H)	48	24
Feb. 26	Tennessee	(A)	29	26

SEC TOURNAMENT (Baton Rouge, La.)				
<b>Mar. 3</b>	<b>Tulane</b>		<b>34</b>	<b>36</b>
(N1) Birmingham			725	541

### 1938-39—Won 16, Lost 4.

COACH: Adolph Rupp  
CAPTAIN: Bernard Oppen

Dec. 2	Georgetown	(H)	39	19
Dec. 10	Ky. Wesleyan	(H)	57	18
Dec. 17	Cincinnati	(H)	44	27
Dec. 21	Washington & Lee	(H)	67	47
<b>Jan. 1</b>	<b>Long Island</b>	(A)	<b>34</b>	<b>52</b>
Jan. 6	St. Joseph's	(A)	41	30
<b>Jan. 14</b>	<b>Notre Dame</b>	(N1)	<b>37</b>	<b>42</b>
<b>Jan. 21</b>	<b>Tennessee</b>	(H)	<b>29</b>	<b>30</b>
<b>Jan. 28</b>	<b>Alabama</b>	(N2)	<b>38</b>	<b>41</b>
Jan. 30	Vanderbilt	(A)	51	37
Feb. 4	Marquette	(H)	37	31
Feb. 8	Xavier	(A)	41	31
Feb. 11	Alabama	(H)	45	27
Feb. 13	Mississippi State	(H)	39	28
Feb. 18	Tennessee	(A)	36	*34
Feb. 21	Xavier	(H)	43	23
Feb. 25	Vanderbilt	(H)	52	27

SEC TOURNAMENT (Knoxville, Tenn.)				
Mar. 2	Mississippi		49	30
Mar. 3	Louisiana State		53	34
Mar. 4	Tennessee (championship)		46	38
			878	646

### SEC CHAMPIONS

(N1) Louisville (N2) Birmingham

\*\* Denotes 2 overtime periods

### 1939-40—Won 15, Lost 6.

COACH: Adolph Rupp  
CAPTAIN: Layton Rouse

Dec. 9	Berea	(H)	74	24
<b>Dec. 16</b>	<b>Cincinnati</b>	(H)	<b>30</b>	<b>39</b>
Dec. 21	Clemson	(A)	55	31
SUGAR BOWL (New Orleans, La.)				
Dec. 27	Ohio State (championship)		36	30
Jan. 1	Kansas State	(H)	53	26
Jan. 6	Xavier	(A)	42	41
Jan. 8	West Virginia	(H)	47	38
<b>Jan. 13</b>	<b>Notre Dame</b>	(A)	<b>47</b>	<b>52</b>
Jan. 20	Tennessee	(H)	35	26
<b>Jan. 27</b>	<b>Alabama</b>	(N1)	<b>32</b>	<b>36</b>
<b>Jan. 29</b>	<b>Vanderbilt</b>	(A)	<b>32</b>	<b>40</b>
Feb. 3	Marquette	(A)	51	45
Feb. 10	Alabama	(H)	46	18
Feb. 12	Xavier	(H)	37	29
Feb. 13	Mississippi State	(H)	45	37
<b>Feb. 17</b>	<b>Tennessee</b>	(A)	<b>23</b>	<b>27</b>
<b>Feb. 19</b>	<b>Georgia Tech</b>	(A)	<b>39</b>	<b>44</b>
Feb. 24	Vanderbilt	(H)	43	38

Date	Team	Site	Ky.	Opp.
SEC TOURNAMENT (Knoxville, Tenn.)				
Feb. 29	Vanderbilt		44	31
Mar. 1	Tennessee		30	29
Mar. 2	Georgia (championship)		51	43
			892	724

### SEC CHAMPIONS (N1) Birmingham

### 1940-41—Won 17, Lost 8.

COACH: Adolph Rupp  
CAPTAIN: Lee Huber

Dec. 7	Alumni	(H)	62	25
Dec. 12	West Virginia	(H)	46	34
Dec. 13	Maryville	(H)	53	14
<b>Dec. 18</b>	<b>Nebraska</b>	(A)	<b>39</b>	<b>40</b>
<b>Dec. 19</b>	<b>Creighton</b>	(A)	<b>45</b>	<b>54</b>
Dec. 20	Kansas State	(A)	28	25
Dec. 27	Centenary	(H)	70	18

### SUGAR BOWL (New Orleans, La.)

<b>Dec. 30</b>	<b>Indiana</b>		<b>45</b>	<b>48</b>
<b>Jan. 4</b>	<b>Notre Dame</b>	(N1)	<b>47</b>	<b>48</b>
Jan. 9	Xavier	(A)	48	43
<b>Jan. 11</b>	<b>West Virginia</b>	(A)	<b>43</b>	<b>56</b>
<b>Jan. 18</b>	<b>Tennessee</b>	(A)	<b>22</b>	<b>32</b>
Jan. 20	Georgia Tech	(A)	47	37
<b>Jan. 25</b>	<b>Xavier</b>	(H)	<b>44</b>	<b>49</b>
Feb. 1	Vanderbilt	(A)	51	50
Feb. 3	Alabama	(A)	38	36
Feb. 8	Alabama	(H)	46	38
Feb. 10	Mississippi	(H)	60	41
Feb. 15	Tennessee	(H)	37	28
Feb. 17	Georgia Tech	(H)	60	41
Feb. 24	Vanderbilt	(H)	58	31

### SEC TOURNAMENT (Louisville, Ky.)

Feb. 27	Mississippi		62	52
Feb. 28	Tulane		59	30
Mar. 1	Alabama		39	37
<b>Mar. 2</b>	<b>Tennessee</b>		<b>33</b>	<b>36</b>
			1182	943

(N1) Louisville

### 1941-42—Won 19, Lost 6.

COACH: Adolph Rupp  
CAPTAIN: Carl Staker

Dec. 6	Miami (Ohio) U.	(H)	35	21
<b>Dec. 13</b>	<b>Ohio State</b>	(A)	<b>41</b>	<b>43</b>
Dec. 16	Nebraska	(H)	42	27
Dec. 22	South Carolina	(H)	64	25
Dec. 30	Texas A&M	(H)	49	29
Jan. 2	Washington & Lee	(H)	62	32
Jan. 10	Xavier	(A)	40	39
<b>Jan. 17</b>	<b>Tennessee</b>	(A)	<b>40</b>	<b>46</b>
Jan. 19	Georgia	(A)	51	26
Jan. 20	Georgia Tech	(A)	63	53
Jan. 24	Mexico	(H)	56	26
Jan. 31	Georgia	(H)	55	38
<b>Feb. 2</b>	<b>Alabama</b>	(A)	<b>35</b>	<b>41</b>
<b>Feb. 7</b>	<b>Notre Dame</b>	(A)	<b>43</b>	<b>46</b>
Feb. 9	Alabama	(H)	50	34
Feb. 14	Tennessee	(A)	36	33
Feb. 16	Georgia Tech	(H)	57	51
Feb. 21	Xavier	(H)	44	36

### SEC TOURNAMENT Louisville, Ky.

Feb. 26	Florida		42	36
Feb. 27	Mississippi		59	32
Feb. 28	Auburn		40	31
Mar. 1	Alabama (championship)		36	34

### SEC CHAMPIONS

POST SEASON GAME (Louisville, Ky.)

<b>Mar. 14</b>	<b>Great Lakes</b>		<b>47</b>	<b>58</b>
----------------	--------------------	--	-----------	-----------



Date	Team	Site	Ky.	Opp.
NCAA TOURNAMENT (New Orleans, La.)				
Mar. 20	Illinois		46	44
Mar. 21	Dartmouth		28	47
			1161	928

### 1942-43—Won 17, Lost 6.

COACH: Adolph Rupp  
CAPTAIN: Melvin Brewer

Dec. 12	Cincinnati	(H)	61	39
Dec. 19	Washington	(H)	45	38
Dec. 23	Indiana	(N1)	52	58
Jan. 2	Ohio State	(H)	40	45
Jan. 4	Ft. Knox	(H)	64	30
Jan. 9	Xavier	(A)	43	38
Jan. 16	Tennessee	(A)	30	28
Jan. 18	Georgia	(A)	60	28
Jan. 19	Georgia Tech	(A)	38	36
Jan. 23	Notre Dame	(N1)	60	55
Jan. 26	Vanderbilt	(H)	39	38
Jan. 30	Alabama	(A)	32	41
Feb. 1	Vanderbilt	(A)	54	43
Feb. 6	Alabama	(H)	67	41
Feb. 8	Xavier	(H)	48	36
Feb. 13	Tennessee	(H)	53	29
Feb. 15	Georgia Tech	(H)	58	31
Feb. 20	DePaul	(A)	44	53

### SEC TOURNAMENT Louisville, Ky.

Feb. 25	Tulane		48	31
Feb. 26	Georgia		59	30
Feb. 27	Mississippi State		52	43
Feb. 28	Tennessee		30	33

### POST-SEASON GAME (N1)

Mar. 6	Great Lakes		39	53
(N1) Louisville			1124	887

### 1943-44—Won 19, Lost 2.

COACH: Adolph Rupp  
CAPTAIN:

Dec. 1	Ft. Knox	(H)	51	18
Dec. 4	Berea (Naval V-12)	(H)	54	40
Dec. 11	Indiana	(N1)	66	41
Dec. 13	Ohio State	(A)	40	28
Dec. 18	Cincinnati	(H)	58	30
Dec. 20	Illinois	(A)	41	43
Dec. 28	Carnegie Tech	(A)	61	14
Dec. 30	St. John's	(A)	44	38
Jan. 8	Notre Dame	(N1)	55	54
Jan. 15	Wright Field	(H)	61	28
Jan. 31	Ft. Knox A.R.C.	(H)	76	48
Feb. 5	DePauw	(H)	38	35
Feb. 7	Illinois	(H)	51	40
Feb. 12	Cincinnati	(A)	38	35
Feb. 26	Ohio U.	(H)	51	35

### SEC TOURNAMENT (Louisville, Ky.)

Mar. 2	Georgia		57	29
Mar. 3	Louisiana State		55	28
Mar. 4	Tulane (championship)		62	46

### SEC CHAMPIONS

### NATIONAL INVITATION TOUR. (New York)

Mar. 20	Utah		46	38
Mar. 22	St. John's		45	48
Mar. 26	Oklahoma A&M (consolation)		45	29

(N1) Louisville	1095	745
-----------------	------	-----

### 1944-45—Won 22, Lost 4.

COACH: Adolph Rupp  
CAPTAIN:

Dec. 2	Ft. Knox	(H)	56	23
Dec. 4	Berea	(H)	56	32

Date	Team	Site	Ky.	Opp.
Dec. 9	Cincinnati	(H)	66	24
Dec. 16	Indiana	(N1)	61	43
Dec. 23	Ohio State	(H)	53	*48
Dec. 26	Wyoming	(N2)	50	46
Dec. 30	Temple	(A)	45	44
Jan. 1	Long Island	(A)	62	*52
Jan. 6	Ohio U.	(H)	59	46
Jan. 8	Arkansas State	(H)	75	6
Jan. 13	Michigan State	(H)	66	35
Jan. 20	Tennessee	(A)	34	35
Jan. 22	Georgia Tech	(A)	64	58
Jan. 27	Notre Dame	(N1)	58	*59
Jan. 29	Georgia	(H)	73	37
Jan. 29	Georgia Tech	(H)	51	32
Feb. 3	Georgia Tech	(H)	51	32
Feb. 5	Michigan State	(A)	50	66
Feb. 17	Tennessee	(H)	40	34
Feb. 19	Ohio U.	(A)	61	38
Feb. 24	Cincinnati	(A)	65	35

### SEC TOURNAMENT (Louisville, Ky.)

Mar. 1	Florida		57	35
Mar. 2	Louisiana State		68	37
Mar. 3	Alabama		52	41
Mar. 3	Tennessee (championship)		39	35

### SEC CHAMPIONS

### NCAA TOURNAMENT (New York)

Mar. 20	Ohio State		37	45
Mar. 21	Tufts (consolation)		66	56

1464 1042

\* Denotes overtime period.

(N1) Louisville

(N2) Buffalo, N. Y.

### 1945-46—Won 28, Lost 2.

COACH: Adolph Rupp  
CAPTAIN: Jack Parkinson

Dec. 1	Ft. Knox	(H)	59	36
Dec. 7	Western Ontario	(H)	51	42
Dec. 8	Western Ontario*	(H)	71	28
Dec. 15	Cincinnati	(H)	67	31
Dec. 18	Arkansas	(H)	67	42
Dec. 21	Oklahoma	(H)	43	33
Dec. 29	St. John's	(A)	73	59
Jan. 1	Temple	(A)	45	53
Jan. 5	Ohio U.	(H)	57	48
Jan. 7	Fort Benning	(H)	81	25
Jan. 12	Michigan State	(A)	55	44
Jan. 14	Xavier	(A)	62	36
Jan. 19	Tennessee	(A)	50	32
Jan. 21	Georgia Tech	(A)	68	43
Jan. 26	Notre Dame	(A)	47	56
Jan. 28	Georgia Tech	(H)	54	26
Feb. 2	Michigan State	(H)	59	51
Feb. 4	Vanderbilt	(A)	59	37
Feb. 9	Vanderbilt	(N1)	64	31
Feb. 16	Tennessee	(H)	54	34
Feb. 19	Ohio U.	(A)	60	52
Feb. 23	Xavier	(H)	83	40

### SEC TOURNAMENT (Louisville, Ky.)

Feb. 28	Auburn		69	24
Mar. 1	Florida		69	32
Mar. 2	Alabama		59	30
Mar. 2	Louisiana State (championship)		59	36

### SEC CHAMPIONS

### POST-SEASON GAME

Louisville, Ky.

Mar. 9	Temple		54	43
--------	--------	--	----	----

### NATIONAL INVITATION TOUR. (New York)

Mar. 16	Arizona		77	53
Mar. 18	West Virginia		59	51
Mar. 20	Rhode Island (Championship)		46	45

(N1) Paducah, Ky.	1821	1193
-------------------	------	------



Date	Team	Site	Ky.	Opp.
<b>1946-47—Won 34, Lost 3.</b>				
COACH: Adolph Rupp				
CAPTAIN: Ken Rollins				
Nov. 28	Indiana Central	(H)	78	36
Nov. 30	Tulane	(H)	64	35
Dec. 2	Ft. Knox	(H)	68	31
Dec. 7	Cincinnati	(A)	80	49
Dec. 9	Idaho	(H)	65	35
Dec. 12	DePaul	(H)	65	45
Dec. 14	Texas A&M	(H)	83	18
Dec. 16	Miami (Ohio) U.	(H)	62	49
Dec. 21	St. John's	(A)	70	50
Dec. 23	Baylor	(H)	75	34
Dec. 28	Wabash	(H)	96	24

SUGAR BOWL (New Orleans, La.)

<b>Dec. 30</b>	<b>Oklahoma A&amp;M</b>		<b>31</b>	<b>37</b>
Jan. 4	Ohio U.	(H)	46	36
Jan. 11	Dayton U.	(H)	70	29
Jan. 13	Vanderbilt	(A)	82	30
Jan. 18	Tennessee	(A)	54	39
Jan. 20	Georgia Tech	(A)	70	47
Jan. 21	Georgia	(A)	84	45
Jan. 25	Xavier	(H)	71	34
Jan. 27	Michigan State	(H)	86	36
Feb. 1	Notre Dame	(N1)	60	30
Feb. 3	Alabama	(A)	48	37
<b>Feb. 8</b>	<b>DePaul</b>	<b>(A)</b>	<b>47</b>	<b>53</b>
Feb. 10	Georgia	(H)	81	40
Feb. 15	Tennessee	(H)	61	46
Feb. 17	Alabama	(H)	63	33
Feb. 19	Xavier	(A)	58	31
Feb. 21	Vanderbilt	(A)	84	41
Feb. 22	Georgia Tech	(H)	83	46

SEC TOURNAMENT (Louisville, Ky.)

Feb. 27	Vanderbilt		98	29
Feb. 28	Auburn		84	18
Mar. 1	Georgia Tech		75	53
Mar. 1	Tulane (championship)		55	38

SEC CHAMPIONS

POST-SEASON GAME (Louisville)

Mar. 8	Temple		68	29
--------	--------	--	----	----

NATIONAL INVITATION TOURNAMENT  
New York, N. Y.

Mar. 17	Long Island		63	62
Mar. 19	North Carolina State		60	42
<b>Mar. 24</b>	<b>Utah</b>		<b>45</b>	<b>49</b>

(N1) Louisville 2533 1416

**1947-48—Won 36, Lost 3.**

COACH: Adolph Rupp  
CAPTAIN: Kenneth Rollins

Nov. 29	Indiana Central	(H)	80	41
Dec. 1	Ft. Knox	(H)	80	41
Dec. 5	Tulsa U.	(H)	72	18
Dec. 6	Tulsa U.	(H)	71	22
Dec. 10	DePaul	(N1)	74	50
Dec. 13	Cincinnati	(A)	67	31
Dec. 17	Xavier U.	(H)	79	37
<b>Dec. 20</b>	<b>Temple U.</b>	<b>(A)</b>	<b>59</b>	<b>60</b>
Dec. 23	St. John's	(A)	52	40
Jan. 2	Creighton	(A)	65	23
Jan. 3	Western Ontario	(H)	98	41
Jan. 5	Miami (Ohio)	(A)	67	53
Jan. 10	Michigan State	(A)	47	45
Jan. 12	Ohio U.	(A)	79	57
Jan. 17	Tennessee	(A)	65	54
Jan. 19	Georgia Tech	(A)	71	56
Jan. 20	Georgia	(A)	88	51
Jan. 24	Cincinnati	(H)	70	43
Jan. 31	DePaul	(A)	68	51
<b>Feb. 2</b>	<b>Notre Dame</b>	<b>(A)</b>	<b>55</b>	<b>64</b>
Feb. 5	Alabama	(A)	41	31
Feb. 5	Washington U.	(N2)	69	39
Feb. 9	Vanderbilt	(A)	82	51

Date	Team	Site	Ky.	Opp.
Feb. 14	Tennessee	(H)	69	42
Feb. 16	Alabama	(H)	63	33
Feb. 20	Vanderbilt	(H)	79	43
Feb. 21	Georgia Tech	(H)	78	54
Feb. 24	Temple	(N1)	58	38
Feb. 28	Xavier	(A)	59	37

SEC TOURNAMENT (Louisville, Ky.)

Mar. 4	Florida		87	31
Mar. 5	Louisiana State		63	47
Mar. 6	Tennessee		70	47
Mar. 6	Georgia Tech (championship)		54	43

SEC CHAMPIONS

NCAA TOURNAMENT (New York)

Mar. 18	Columbia		76	53
Mar. 20	Holy Cross		60	52
Mar. 23	Baylor (championship)		58	42

NATIONAL CHAMPIONS

OLYMPIC TRIALS (New York)

Mar. 27	Louisville		91	57
Mar. 29	Baylor		77	59

(Championship—Collegiate Bracket)  
**Mar. 31 Phillips Oilers (AAU Champs) 49 53**

(N1) Louisville 2690 1730  
(N2) Memphis

OLYMPIC TEAM EXHIBITION GAMES

Kentucky vs. Phillips Oilers

6-30-48	—Tulsa, Okla.		52	60
7- 2-48	—Kansas City, Mo.		70	**69
7- 9-48	—Lexington, Ky.		50	56

†OLYMPIC GAMES (London, England)

July 30	Switzerland		86	21
Aug. 2	Czechoslovakia		53	28
Aug. 3	Argentina		59	57
Aug. 4	Egypt		66	28
Aug. 6	Peru		61	33
Aug. 9	Uruguay		63	28
Aug. 11	Mexico		71	40
Aug. 13	France (championship)		65	21

WORLD CHAMPIONS

\*\* Denotes two overtime periods.

† Kentucky participated as part of U.S. basketball entry.

**1948-49—Won 32, Lost 2.**

COACH: Adolph Rupp  
CAPTAIN:

Nov. 29	Indiana Central	(H)	74	38
Dec. 8	DePaul	(N1)	67	36
Dec. 10	Tulsa U.	(H)	81	27
Dec. 13	Arkansas	(H)	76	39
Dec. 16	Holy Cross	(A)	51	48
Dec. 18	St. John's	(A)	57	30
Dec. 22	Tulane	(N1)	51	47

SUGAR BOWL (New Orleans, La.)

Dec. 29	Tulane		78	47
<b>Dec. 30</b>	<b>St. Louis</b>		<b>40</b>	<b>42</b>

Jan. 11	Bowling Green	(N2)	63	61
Jan. 15	Tennessee	(A)	66	51
Jan. 17	Georgia Tech	(A)	56	45
Jan. 22	DePaul	(A)	56	45
Jan. 29	Notre Dame	(N1)	62	38
Jan. 31	Vanderbilt	(A)	72	50
Feb. 2	Alabama	(A)	56	40
Feb. 3	Mississippi	(N3)	75	45
Feb. 5	Bradley	(N4)	62	52
Feb. 8	Tennessee	(H)	71	56
Feb. 12	Xavier	(H)	96	50
Feb. 14	Alabama	(H)	74	32
Feb. 16	Mississippi	(H)	85	31
Feb. 19	Georgia Tech	(H)	78	32



Date	Team	Site	Ky.	Opp.
Feb. 21	Georgia	(H)	95	40
Feb. 24	Xavier	(A)	51	40
Feb. 26	Vanderbilt	(H)	70	37

SEC TOURNAMENT (Louisville, Ky.)

Mar. 3	Florida		73	36
Mar. 4	Auburn		70	39
Mar. 5	Tennessee		83	44
Mar. 5	Tulane (championship)		68	52

SEC CHAMPIONS

NATIONAL INVITATION TOUR. (New York)

Mar. 14	Loyola of Chicago		56	67
---------	-------------------	--	----	----

NCAA TOURNAMENT  
(Eastern Regionals)

Mar. 21	Villanova		85	72
Mar. 22	Illinois		76	47

NCAA FINALS (Seattle, Wash.)

Mar. 26	Oklahoma A&M (championship)		46	36
---------	--------------------------------	--	----	----

2320 1492

NATIONAL CHAMPIONS

(N1) Louisville	(N3) Memphis
(N2) Cleveland	(N4) Owensboro

1949-50—Won 25, Lost 5.

COACH: Adolph Rupp  
CAPTAIN: Dale Barnstable

Dec. 3	Indiana Central	(H)	84	61
Dec. 10	Western Ontario	(H)	90	18
Dec. 15	St. John's	(A)	58	69
Dec. 21	DePaul	(N1)	49	47
Dec. 25	Purdue	(A)	60	54

SUGAR BOWL (New Orleans, La.)

Dec. 29	Villanova		57	*56
Dec. 30	Bradley (championship)		71	66

Jan. 2	Arkansas	(A)	57	53
Jan. 4	Mississippi State	(N2)	87	55
Jan. 9	North Carolina U.	(H)	83	44
Jan. 14	Tennessee	(A)	53	66
Jan. 16	Georgia Tech	(A)	61	47
Jan. 17	Georgia	(A)	60	71
Jan. 21	DePaul	(A)	86	53
Jan. 23	Notre Dame	(A)	51	64
Jan. 26	Xavier	(A)	58	47
Jan. 28	Georgia	(H)	88	56
Jan. 30	Vanderbilt	(A)	58	54
Feb. 2	Alabama	(A)	66	64
Feb. 4	Mississippi	(N3)	61	55
Feb. 11	Tennessee	(H)	79	52
Feb. 13	Alabama	(H)	77	57
Feb. 15	Mississippi	(H)	90	50
Feb. 18	Georgia Tech	(H)	97	62
Feb. 23	Xavier	(H)	58	53
Feb. 25	Vanderbilt	(H)	70	66

SEC TOURNAMENT (Louisville, Ky.)

Mar. 2	Mississippi State		56	46
Mar. 3	Georgia		79	63
Mar. 4	Tennessee (championship)		95	58

SEC CHAMPIONS

NATIONAL INVITATION TOUR. (New York)

Mar. 14	City Col. of N. Y.		50	89
---------	--------------------	--	----	----

2089 1696

(N1) Louisville
(N2) Owensboro
(N3) Memphis

\* Denotes overtime period.

Date	Team	Site	Ky.	Opp.
------	------	------	-----	------

MEMORIAL COLISEUM ERA

1950-51—Won 32, Lost 2.

(Including exhibition games, Kentucky won 39½ games and lost 2.)

COACH: Adolph Rupp  
CAPTAIN: Walt Hirsch

Dec. 1	West Texas State	(H)	73	43
Dec. 9	†Purdue	(H)	70	52
Dec. 12	Xavier	(A)	67	56
Dec. 14	Florida	(H)	85	37
Dec. 16	Kansas	(H)	68	39
Dec. 23	St. John's	(A)	43	37

SUGAR BOWL (New Orleans, La.)

Dec. 29	St. Louis		42	*43
Dec. 30	Syracuse (consolation)		69	59

Jan. 5	Auburn	(H)	79	35
Jan. 8	DePaul	(H)	63	55
Jan. 13	Alabama	(H)	65	48
Jan. 15	Notre Dame	(H)	69	44
Jan. 20	Tennessee	(A)	70	45
Jan. 22	Georgia Tech	(A)	82	61
Jan. 27	Vanderbilt	(A)	74	49
Jan. 29	Tulane	(A)	104	68
Jan. 31	Louisiana State	(A)	81	59
Feb. 2	Mississippi State	(A)	80	60
Feb. 3	Mississippi	(N1)	86	39
Feb. 9	Georgia Tech	(H)	75	42
Feb. 13	Xavier	(H)	78	51
Feb. 17	Tennessee	(H)	86	61
Feb. 19	DePaul	(A)	60	57
Feb. 23	Georgia	(H)	88	41
Feb. 24	Vanderbilt	(H)	89	57

SEC CHAMPIONS

SEC TOURNAMENT (Louisville, Ky.)

Mar. 1	Mississippi State		92	70
Mar. 2	Auburn		84	54
Mar. 3	Georgia Tech		82	56
Mar. 3	Vanderbilt		57	61

POST-SEASON GAME

Mar. 13	Loyola of Chicago	(H)	97	61
---------	-------------------	-----	----	----

NCAA TOURNAMENT

(First Round—Raleigh, N. C.)				
Mar. 20	Louisville		79	68
(Eastern Regional—New York N.Y.)				
Mar. 22	St. John's		59	43
Mar. 24	Illinois		76	74
(National Finals— Minneapolis, Minn.)				
Mar. 27	Kansas St. (championship)		68	58

NATIONAL CHAMPIONS 2540 1783

EXHIBITION GAME

Apr. 27	Ky. All-Stars	(H)	92	49
---------	---------------	-----	----	----

PUERTO RICO EXHIBITION TOUR

Aug. 25	San German Athletics		86	38
Aug. 26	Ponce Lions		83	43
Aug. 27	San Turce		93	40
Aug. 29	Univ. of Puerto Rico		91	44
Sept. 2	U. S. Navy		52	23
(Called at half on account of rain)				
Sept. 3	Puerto Rico All-Stars		75	46

† Memorial Coliseum Dedication Game.

\* Denotes overtime period.

(N1) Owensboro

1951-52—Won 29, Lost 3.

COACH: Adolph Rupp  
CAPTAIN: Robert Watson

Dec. 8	Washington & Lee	(H)	96	46
Dec. 10	Xavier	(A)	97	72
Dec. 13	Minnesota	(A)	57	61
Dec. 17	St. John's	(H)	81	40



Date	Team	Site	Ky.	Opp.
Dec. 20	DePaul	(H)	98	60
Dec. 26	U.C.L.A.	(H)	84	53
SUGAR BOWL (New Orleans, La.)				
Dec. 28	Brigham Young		84	64
<b>Dec. 29</b>	<b>St. Louis</b>		<b>60</b>	<b>61</b>
Jan. 2	Mississippi†	(N1)	116	58
Jan. 5	Louisiana State	(H)	57	47
Jan. 7	Xavier	(H)	83	50
Jan. 12	Florida	(A)	99	52
Jan. 16	Georgia	(N2)	99	55
Jan. 19	Tennessee	(A)	65	56
Jan. 21	Georgia Tech	(A)	96	51
Jan. 26	Alabama	(A)	71	67
Jan. 28	Vanderbilt	(A)	88	51
Jan. 30	Auburn	(A)	88	48
Feb. 2	Notre Dame	(N3)	71	66
Feb. 4	Tulane	(H)	103	54
Feb. 6	Mississippi	(H)	81	61
Feb. 9	Georgia Tech	(H)	93	42
Feb. 11	Mississippi State	(H)	110	66
Feb. 16	Tennessee	(H)	95	40
Feb. 21	Vanderbilt	(H)	75	45
Feb. 23	DePaul	(A)	63	61

#### SEC CHAMPIONS

#### SEC TOURNAMENT (Louisville, Ky.)#

Feb. 28	Georgia Tech	80	59
Feb. 29	Tulane	85	61
Mar. 1	Tennessee	81	66
Mar. 1	Louisiana State (championship)	44	43

#### NCAA TOURNAMENT (Eastern Regionals) Raleigh, N. C.

Mar. 21	Penn. State	82	54
<b>Mar. 22</b>	<b>St. John's</b>	<b>57</b>	<b>64</b>

2639 1774

† Not counted as SEC game.

(N1) Owensboro

(N2) Louisville

(N3) Chicago

# Tournament abandoned after 1952.

#### 1952-53—No Schedule.

(Under suspension by NCAA)

#### Intra-Squad Scrimmage Results

COACH: Adolph Rupp

CO-CAPTAINS: Cliff Hagan and Frank Ramsey

Dec. 13	Varsity	76	Freshmen	45
Jan. 19	Ramseys	71	Hagans	50
Feb. 4	Hagans	68	Ramseys	55
Feb. 28	Blues	49	Whites	47

264

197

#### 1953-54—Won 25, Lost 0.

COACH: Adolph Rupp

CO-CAPTAINS: Cliff Hagan and Frank Ramsey

Dec. 5	Temple	(H)	86	59
Dec. 12	Xavier	(A)	81	66
Dec. 14	Wake Forest	(H)	101	69
Dec. 18	St. Louis	(A)	71	59

#### UK INVITATIONAL TOURNAMENT

Dec. 21	Duke		85	69
Dec. 22	LaSalle (championship)		73	60
Dec. 28	Minnesota	(H)	74	59
Jan. 4	Xavier	(H)	77	71
Jan. 9	Georgia Tech	(H)	105	53
Jan. 11	DePaul	(H)	81	63
Jan. 16	Tulane	(H)	94	43
Jan. 23	Tennessee	(A)	97	71
Jan. 30	Vanderbilt	(A)	85	63
Feb. 2	Georgia Tech	(N1)	99	48
Feb. 4	Georgia	(H)	106	55
Feb. 6	Georgia	(N2)	100	68

Date	Team	Site	Ky.	Opp.
Feb. 8	Florida	(A)	97	55
Feb. 13	Mississippi	(H)	88	62
Feb. 15	Mississippi State	(H)	81	49
Feb. 18	Tennessee	(H)	90	63
Feb. 20	DePaul	(A)	76	61
Feb. 22	Vanderbilt	(H)	100	64
Feb. 27	Auburn	(N3)	109	79
Mar. 1	Alabama	(A)	68	43

#### SEC PLAYOFF (Nashville, Tenn.)

(Playoff game to determine SEC champion and representative in NCAA Tournament. Kentucky and LSU tied for league title due to a schedule disagreement. Kentucky won but declined NCAA.)

Mar. 9	Louisiana State	63	56
		2187	1508

#### SEC CHAMPIONS

(N1) Louisville

(N2) Owensboro

(N3) Montgomery

#### 1954-55—Won 23, Lost 3.

COACH: Adolph Rupp

CAPTAIN: Bill Evans

Dec. 4	Louisiana State†	(H)	74	58
Dec. 11	Xavier	(A)	73	69
Dec. 18	Temple	(H)	79	61

#### UNIVERSITY OF KENTUCKY INVITATIONAL TOURNAMENT Lexington, Ky.

Dec. 21	Utah		70	65
Dec. 22	LaSalle (championship)		63	54
Dec. 30	St. Louis	(H)	82	65
Jan. 1	Temple	(A)	101	69
<b>Jan. 8</b>	<b>Georgia Tech</b>	<b>(H)</b>	<b>58</b>	<b>59</b>
Jan. 10	DePaul	(H)	92	59
Jan. 15	Tulane	(A)	58	44
Jan. 17	Louisiana State	(A)	64	62
Jan. 22	Tennessee	(A)	84	66
Jan. 29	Vanderbilt	(A)	75	71
<b>Jan. 31</b>	<b>Georgia Tech</b>	<b>(A)</b>	<b>59</b>	<b>65</b>
Feb. 3	Florida	(H)	87	63
Feb. 5	Mississippi	(N1)	84	66
Feb. 7	Mississippi State	(A)	61	56
Feb. 9	Georgia	(H)	86	40
Feb. 14	Xavier	(H)	66	55
Feb. 19	DePaul	(A)	76	72
Feb. 21	Vanderbilt	(H)	77	59
Feb. 26	Auburn	(H)	93	59
Feb. 28	Alabama	(H)	66	52
Mar. 5	Tennessee	(H)	104	61

#### SEC CHAMPIONS

#### NCAA TOURNAMENT (Eastern Regionals) Evanston, Illinois

Mar. 11	Marquette	71	79
Mar. 12	Penn State	84	59

1987 1588

† Game not counted in SEC standings.

(N1) Memphis

#### 1955-56—Won 20, Lost 6.

COACH: Adolph Rupp

CAPTAIN: Phil Grawemeyer

Dec. 3	Louisiana State†	(A)	62	52
<b>Dec. 10</b>	<b>Temple</b>	<b>(H)</b>	<b>61</b>	<b>73</b>
Dec. 12	DePaul	(H)	71	69
Dec. 15	Maryland	(A)	62	61
Dec. 17	Idaho	(H)	91	49

#### UK INVITATIONAL TOURNAMENT

Dec. 20	Minnesota	72	65
<b>Dec. 21</b>	<b>Dayton</b>	<b>74</b>	<b>89</b>



Date	Team	Site	Ky.	Opp.
Dec. 28	St. Louis U.	(A)	101	80
Jan. 7	Georgia Tech	(H)	104	51
Jan. 12	Tulane	(H)	85	63
Jan. 14	Louisiana State	(H)	107	65
Jan. 21	Tennessee	(A)	95	68
<b>Jan. 28</b>	<b>Vanderbilt</b>	<b>(A)</b>	<b>73</b>	<b>81</b>
Jan. 30	Georgia Tech	(A)	84	62
Feb. 1	Duke	(H)	81	76
Feb. 4	Auburn	(N1)	82	81
Feb. 6	Florida	(A)	81	70
Feb. 11	Mississippi	(H)	88	49
Feb. 13	Mississippi State	(H)	86	65
<b>Feb. 18</b>	<b>DePaul</b>	<b>(A)</b>	<b>79</b>	<b>81</b>
Feb. 20	Vanderbilt	(H)	76	55
<b>Feb. 25</b>	<b>Alabama</b>	<b>(N1)</b>	<b>77</b>	<b>101</b>
Feb. 27	Georgia	(N2)	143	66
Mar. 3	Tennessee	(H)	101	77

NCAA TOURNAMENT  
(Eastern Regionals)  
Iowa City, Iowa

Mar. 16	Wayne U.	(A)	84	64
<b>Mar. 17</b>	<b>Iowa</b>	<b>(A)</b>	<b>77</b>	<b>89</b>

2197 1802

† Game not counted in SEC standings.  
(N1) Montgomery  
(N2) Louisville

1956-57—Won 23, Lost 5.

COACH: Adolph Rupp  
HONORARY CO-CAPTAINS:  
Ed Beck and Gerry Calvert

Dec. 1	Washington & Lee	(H)	94	66
Dec. 3	Miami (Fla.)	(H)	114	75
Dec. 8	Temple	(A)	73	58
<b>Dec. 10</b>	<b>St. Louis</b>	<b>(H)</b>	<b>70</b>	<b>71</b>
Dec. 15	Maryland	(H)	76	55
<b>Dec. 18</b>	<b>Duke</b>	<b>(A)</b>	<b>84</b>	<b>85</b>

UK INVITATIONAL TOURNAMENT

Dec. 21	Southern Methodist		73	67
Dec. 22	Illinois (championship)		91	70

SUGAR BOWL (New Orleans, La.)

Dec. 28	Virginia Tech		56	55
Dec. 29	Houston (championship)		111	76
Jan. 5	Georgia Tech	(H)	95	72
Jan. 7	Loyola (Chicago)	(H)	81	62
Jan. 12	Louisiana State	(A)	51	46
<b>Jan. 14</b>	<b>Tulane</b>	<b>(A)</b>	<b>60</b>	<b>68</b>
Jan. 19	Tennessee	(A)	97	72
Jan. 26	Vanderbilt	(A)	91	83
Jan. 28	Georgia Tech	(A)	76	65
Jan. 30	Georgia	(H)	84	53
Feb. 2	Florida	(H)	88	61
Feb. 8	Mississippi	(N1)	75	69
<b>Feb. 11</b>	<b>Mississippi State</b>	<b>(A)</b>	<b>81</b>	<b>89</b>
Feb. 15	Loyola (Chicago)	(A)	115	65
Feb. 18	Vanderbilt	(H)	80	65
Feb. 23	Alabama	(H)	79	60
Feb. 25	Auburn	(H)	103	85
Mar. 2	Tennessee	(H)	93	75

SEC CHAMPIONS

NCAA TOURNAMENT  
(Midwest Regional)  
Lexington, Ky.

Mar. 15	Pittsburgh		98	92
<b>Mar. 16</b>	<b>Michigan State</b>		<b>68</b>	<b>80</b>

(N1) Memphis 2357 1953

1957-58—Won 23, Lost 6.

COACH: Adolph Rupp  
HONORARY CAPT.: Ed Beck

Dec. 2	Duke	(H)	78	74
Dec. 4	Ohio State	(A)	61	54
Dec. 7	Temple	(H)	85***	83
<b>Dec. 9</b>	<b>Maryland</b>	<b>(A)</b>	<b>62</b>	<b>71</b>

Date	Team	Site	Ky.	Opp.
Dec. 14	St. Louis	(A)	73	60
<b>Dec. 16</b>	<b>Southern Methodist</b>	<b>(A)</b>	<b>64</b>	<b>65</b>

UK INVITATIONAL TOURNAMENT

<b>Dec. 20</b>	<b>West Virginia</b>		<b>70</b>	<b>77</b>
Dec. 21	Minnesota		78	58
Dec. 23	Utah State	(H)	92	64
Dec. 30	Loyola (Chicago)	(H)	75	42
Jan. 4	Georgia Tech	(H)	76	60
Jan. 6	Vanderbilt	(A)	86	81
Jan. 11	Louisiana State	(H)	97	52
Jan. 13	Tulane	(H)	86	50
Jan. 18	Tennessee	(H)	77	68
<b>Jan. 27</b>	<b>Georgia Tech</b>	<b>(A)</b>	<b>52</b>	<b>71</b>
Jan. 29	Georgia	(N1)	74	55
Jan. 31	Florida	(A)	78	56
Feb. 8	Mississippi	(H)	96	65
Feb. 10	Mississippi State	(H)	72	62
<b>Feb. 15</b>	<b>Loyola (Chicago)</b>	<b>(A)</b>	<b>56</b>	<b>57</b>
Feb. 17	Vanderbilt	(H)	65	61
Feb. 22	Alabama	(N2)	45	*43
<b>Feb. 24</b>	<b>Auburn</b>	<b>(N3)</b>	<b>63</b>	<b>64</b>
Mar. 1	Tennessee	(A)	77	66

SEC CHAMPIONS

NCAA TOURNAMENT  
(Midwest Regional)  
Lexington, Ky.

Mar. 14	Miami (Ohio)		94	70
Mar. 15	Notre Dame		89	56

(FINALS)  
Louisville, Ky.

Mar. 21	Temple		61	60
Mar. 22	Seattle (championship)		84	72

2166 1817

NATIONAL COLLEGIATE CHAMPIONS  
FOR RECORD FOURTH TIME

\*\*\* Three overtime periods.

\* One overtime period.

(N1) Atlanta (N3) Birmingham  
(N2) Montgomery

1958-59—Won 24, Lost 3.

COACH: Adolph Rupp  
HONORARY CAPT.: Johnny Cox

Dec. 1	Florida State	(H)	91	68
Dec. 6	Temple	(A)	76	71
Dec. 8	Duke	(A)	78	64
Dec. 11	Southern Methodist	(H)	72	60
Dec. 13	St. Louis	(H)	76	57
Dec. 15	Maryland	(H)	58	*56

UK INVITATIONAL TOURNAMENT

Dec. 19	Ohio State		95	76
Dec. 20	W. Virginia (championship)		97	91
Dec. 29	Navy	(H)	82	69
Dec. 30	Illinois	(N1)	76	75
Jan. 3	Georgia Tech	(H)	72	62
<b>Jan. 6</b>	<b>Vanderbilt</b>	<b>(A)</b>	<b>66</b>	<b>75</b>
Jan. 10	Louisiana State	(A)	76	61
Jan. 12	Tulane	(A)	85	68
Jan. 17	Tennessee	(H)	79	58
Jan. 26	Georgia Tech	(A)	94	70
Jan. 29	Georgia	(H)	108	55
Jan. 31	Florida	(H)	94	51
Feb. 7	Mississippi	(N2)	97	72
<b>Feb. 9</b>	<b>Mississippi State</b>	<b>(A)</b>	<b>58</b>	<b>66</b>
Feb. 14	Notre Dame	(N3)	71	52
Feb. 18	Vanderbilt	(H)	83	71
Feb. 21	Auburn	(H)	75	56
Feb. 23	Alabama	(H)	39	32
Feb. 28	Tennessee	(A)	69	56

NCAA TOURNAMENT  
(Midwest Regional)  
Evanston, Ill.

Mar. 13	Louisville		61	76
---------	------------	--	----	----



Date	Team	Site	Ky.	Opp.
Mar. 14	Marquette		98	69
			2126	1737

\* Denotes overtime period.  
 (N1) Louisville (N3) Chicago, Ill.  
 (N2) Jackson, Miss.

### 1959-60—Won 18, Lost 7.

COACH: Adolph Rupp  
 CO-CAPTS.: Bill Lickert and Don Mills

Dec. 1	Colorado State	(H)	106	73
Dec. 4	UCLA	(A)	68	66
<b>Dec. 5</b>	<b>So. California</b>	<b>(A)</b>	<b>73</b>	<b>87</b>
<b>Dec. 12</b>	<b>St. Louis</b>	<b>(A)</b>	<b>61</b>	<b>73</b>
Dec. 14	Kansas	(A)	77*	72

#### UK INVITATIONAL TOURNAMENT

Dec. 18	North Carolina		76	70
<b>Dec. 19</b>	<b>West Virginia</b>		<b>70</b>	<b>79</b>
Dec. 20	Temple	(N1)	97	92
Dec. 28	Ohio State	(H)	96	93
<b>Jan. 2</b>	<b>Georgia Tech</b>	<b>(H)</b>	<b>54</b>	<b>62</b>
Jan. 5	Vanderbilt	(A)	76	59
Jan. 9	Louisiana State	(H)	77	45
Jan. 11	Tulane	(H)	68	42
Jan. 16	Tennessee	(A)	78	68
<b>Jan. 25</b>	<b>Georgia Tech</b>	<b>(A)</b>	<b>44</b>	<b>65</b>
Jan. 27	Georgia	(N2)	84	60
Jan. 29	Florida	(A)	75	62
Feb. 6	Mississippi	(H)	61	43
Feb. 8	Mississippi State	(H)	90	59
Feb. 13	Notre Dame	(H)	68	65
Feb. 16	Vanderbilt	(H)	68	60
<b>Feb. 20</b>	<b>Auburn</b>	<b>(A)</b>	<b>60</b>	<b>61</b>
Feb. 22	Alabama	(N3)	75	55
<b>Feb. 27</b>	<b>Tennessee</b>	<b>(H)</b>	<b>63</b>	<b>65</b>
Mar. 5	Pittsburgh	(H)	73	66

1838 1642

\* Denotes overtime period.  
 (N1) Louisville (N3) Montgomery, Ala.  
 (N2) Columbus, Ga.

### 1960-61—Won 19, Lost 9.

COACH: Adolph Rupp  
 CAPTAIN: Dick Parsons

Dec. 1	Va. Military Inst.	(H)	72	56
<b>Dec. 3</b>	<b>Florida State</b>	<b>(H)</b>	<b>58</b>	<b>63</b>
Dec. 7	Notre Dame	(N1)	68	62
Dec. 13	North Carolina	(N2)	70	65
<b>Dec. 17</b>	<b>Temple</b>	<b>(A)</b>	<b>58</b>	<b>66</b>

#### UK INVITATIONAL TOURNAMENT

Dec. 21	Illinois		83	78
<b>Dec. 22</b>	<b>St. Louis</b>		<b>72</b>	<b>*74</b>
Dec. 31	Missouri	(H)	81	69
Jan. 2	Miami (Ohio)	(H)	70	58
Jan. 7	Georgia Tech	(H)	89	79
<b>Jan. 9</b>	<b>Vanderbilt</b>	<b>(A)</b>	<b>62</b>	<b>64</b>
<b>Jan. 13</b>	<b>Louisiana State</b>	<b>(A)</b>	<b>59</b>	<b>73</b>
<b>Jan. 14</b>	<b>Tulane</b>	<b>(A)</b>	<b>70</b>	<b>72</b>
Jan. 21	Tennessee	(H)	83	54
<b>Jan. 30</b>	<b>Georgia Tech</b>	<b>(A)</b>	<b>60</b>	<b>62</b>
Feb. 4	Florida	(H)	89	68
Feb. 7	Georgia	(H)	74	67
Feb. 11	Mississippi	(N3)	74	60
Feb. 13	Mississippi State	(A)	68	62
Feb. 17	UCLA	(H)	77	76
Feb. 21	Vanderbilt	(H)	60	59
Feb. 25	Alabama	(H)	80	53
Feb. 27	Auburn	(H)	77	51
Mar. 4	Tennessee	(A)	68	61

SEC PLAYOFF (Knoxville, Tenn.)  
 (To determine SEC representative  
 in NCAA Tournament)

Mar. 9	Vanderbilt		88	67
<b>Mar. 11</b>	<b>Marquette</b>	<b>(N4)</b>	<b>72</b>	<b>88</b>

Date	Team	Site	Ky.	Opp.
NCAA TOURNAMENT (Midwest Regional) Louisville, Ky.				
Mar. 17	Morehead		71	64
<b>Mar. 18</b>	<b>Ohio State</b>		<b>74</b>	<b>87</b>
			2027	1858

(N1) Louisville, Ky.  
 (N2) Greensboro, N. C.  
 (N3) Jackson, Miss.  
 (N4) Chicago, Ill.

\* Denotes one overtime period.

### 1961-62—Won 23, Lost 3.

COACH: Adolph Rupp  
 CAPTAIN: Larry Pursiful

Dec. 2	Miami (Ohio)	(H)	93	61
<b>Dec. 4</b>	<b>So. California</b>	<b>(H)</b>	<b>77</b>	<b>79</b>
Dec. 11	St. Louis	(H)	86	77
Dec. 16	Baylor	(H)	94	60
Dec. 18	Temple	(H)	78	55

#### UK INVITATIONAL TOURNAMENT

Dec. 22	Tennessee		96	69
Dec. 23	Kansas St. (championship)		80	67
Dec. 27	Yale	(H)	79	58
Dec. 30	Notre Dame	(N1)	100	53
Jan. 2	Virginia	(H)	93	73
Jan. 6	Georgia Tech	(H)	89	70
Jan. 8	Vanderbilt	(A)	77	68
Jan. 12	Louisiana State	(H)	84	63
Jan. 15	Tennessee	(A)	95	82
Jan. 29	Georgia Tech	(A)	71	62
Jan. 31	Georgia	(N2)	86	59
Feb. 2	Florida	(A)	81	69
Feb. 10	Mississippi	(H)	83	60
<b>Feb. 12</b>	<b>Mississippi State</b>	<b>(H)</b>	<b>44</b>	<b>49</b>
Feb. 19	Vanderbilt	(H)	87	80
Feb. 24	Alabama	(A)	73	65
Feb. 26	Auburn	(A)	63	60
Mar. 5	Tulane	(H)	97	72
Mar. 10	Tennessee	(H)	90	59

SEC CO-CHAMPIONS

#### NCAA TOURNAMENT (Midwest Regional) Iowa City, Iowa

Mar. 16	Butler		81	60
<b>Mar. 17</b>	<b>Ohio State</b>		<b>64</b>	<b>74</b>
			2141	1704

(N1) Freedom Hall, Louisville  
 (N2) Ga. Tech Coliseum, Atlanta

### 1962-63—Won 16, Lost 9.

COACH: Adolph Rupp  
 CAPTAIN: Scotty Baesler

<b>Dec. 1</b>	<b>Virginia Tech</b>	<b>(H)</b>	<b>77</b>	<b>80</b>
Dec. 8	Temple	(A)	56	52
Dec. 12	Florida State	(H)	83	54
Dec. 15	Northwestern	(H)	71	60
<b>Dec. 17</b>	<b>North Carolina</b>	<b>(H)</b>	<b>66</b>	<b>68</b>

#### UK INVITATIONAL TOURNAMENT

Dec. 21	Iowa		94	69
Dec. 22	West Va. (Championship)		79	75
Dec. 27	Dartmouth	(H)	95	49
Dec. 29	Notre Dame	(N1)	78	70
<b>Dec. 31</b>	<b>St. Louis</b>	<b>(A)</b>	<b>63</b>	<b>87</b>
<b>Jan. 5</b>	<b>Georgia Tech</b>	<b>(H)</b>	<b>85</b>	<b>**86</b>
Jan. 7	Vanderbilt	(A)	106	82
Jan. 11	Louisiana State	(A)	63	56
Jan. 12	Tulane	(A)	81	72
<b>Jan. 19</b>	<b>Tennessee</b>	<b>(H)</b>	<b>69</b>	<b>*78</b>
Jan. 26	Xavier	(H)	90	76
<b>Jan. 28</b>	<b>Georgia Tech</b>	<b>(A)</b>	<b>62</b>	<b>66</b>
Jan. 31	Georgia	(H)	74	67
Feb. 2	Florida	(H)	94	71



Date	Team	Site	Ky.	Opp.
Feb. 9	Mississippi	(N2)	75	69
<b>Feb. 11</b>	<b>Mississippi State</b>	<b>(A)</b>	<b>52</b>	<b>56</b>
<b>Feb. 18</b>	<b>Vanderbilt</b>	<b>(H)</b>	<b>67</b>	<b>69</b>
Feb. 23	Auburn	(H)	78	59
Feb. 25	Alabama	(H)	80	63
<b>Mar. 2</b>	<b>Tennessee</b>	<b>(A)</b>	<b>55</b>	<b>63</b>

1893 1697

(N1) Louisville (N2) Jackson  
\* Denotes overtime periods

### 1963-64—Won 21, Lost 6.

COACH: Adolph Rupp  
CO-CAPTS.: Cotton Nash and Ted Deeken

Nov. 30	Virginia	(H)	75	64
Dec. 2	Texas Tech	(H)	107	91
Dec. 7	Northwestern	(A)	95	63
Dec. 9	North Carolina	(H)	100	80
Dec. 14	Baylor	(H)	101	65

#### UK INVITATIONAL TOURNAMENT

Dec. 20	Wisconsin		108	85
Dec. 21	Wake Forest		98	75

(Championship)

Dec. 28	Notre Dame	(N1)	101	81
---------	------------	------	-----	----

#### SUGAR BOWL (New Orleans, La.)

Dec. 30	Loyola (La.)		86	64
Dec. 31	Duke (Championship)		81	79

<b>Jan. 4</b>	<b>Georgia Tech</b>	<b>(A)</b>	<b>67</b>	<b>76</b>
<b>Jan. 6</b>	<b>Vanderbilt</b>	<b>(A)</b>	<b>83</b>	<b>85</b>
Jan. 10	Louisiana State	(H)	103	84
Jan. 11	Tulane	(H)	105	63
Jan. 18	Tennessee	(H)	66	57
Jan. 25	Georgia Tech	(H)	79	62
Feb. 1	Florida	(A)	77	72
Feb. 3	Georgia	(A)	103	83
Feb. 8	Mississippi	(H)	102	59
Feb. 10	Mississippi State	(H)	65	59
Feb. 17	Vanderbilt	(H)	104	73
Feb. 22	Auburn	(N2)	99	79
<b>Feb. 24</b>	<b>Alabama</b>	<b>(A)</b>	<b>59</b>	<b>65</b>
Feb. 29	Tennessee	(A)	42	38
<b>Mar. 2</b>	<b>St. Louis</b>	<b>(H)</b>	<b>60</b>	<b>67</b>

#### SEC CHAMPIONS

#### NCAA TOURNAMENT (Midwest Regional) Minneapolis, Minn.

<b>Mar. 13</b>	<b>Ohio University</b>		<b>69</b>	<b>85</b>
<b>Mar. 14</b>	<b>Loyola (Chicago)</b>		<b>91</b>	<b>100</b>

2326 1959

(N1) Louisville  
(N2) Montgomery, Ala.

### 1964-65—Won 15, Lost 10.

COACH: Adolph Rupp  
CAPTAIN: Randy Embry

Dec. 4	Iowa	(H)	85	77
<b>Dec. 7</b>	<b>North Carolina</b>	<b>(N1)</b>	<b>67</b>	<b>82</b>
Dec. 9	Iowa State	(H)	100	74
Dec. 12	Syracuse	(H)	110	77

#### UK INVITATIONAL TOURNAMENT

Dec. 18	West Virginia		102	78
<b>Dec. 19</b>	<b>Illinois</b>		<b>86</b>	<b>91</b>

<b>Dec. 22</b>	<b>St. Louis</b>	<b>(A)</b>	<b>75</b>	<b>80</b>
<b>Dec. 29</b>	<b>Notre Dame</b>	<b>(N2)</b>	<b>97</b>	<b>111</b>
Jan. 2	Dartmouth	(H)	107	67
<b>Jan. 5</b>	<b>Vanderbilt</b>	<b>(H)</b>	<b>79</b>	<b>97</b>
Jan. 9	Louisiana State	(A)	79	66
Jan. 11	Tulane	(A)	102	72
<b>Jan. 16</b>	<b>Tennessee</b>	<b>(A)</b>	<b>58</b>	<b>77</b>
Jan. 18	Auburn	(H)	73	67
<b>Jan. 23</b>	<b>Florida</b>	<b>(A)</b>	<b>68</b>	<b>84</b>

Date	Team	Site	Ky.	Opp.
Jan. 25	Georgia	(A)	102	82
Jan. 30	Florida	(H)	78	61
Feb. 1	Georgia	(H)	96	64
Feb. 6	Mississippi	(H)	102	65
Feb. 8	Mississippi State	(H)	74	56
<b>Feb. 16</b>	<b>Vanderbilt</b>	<b>(A)</b>	<b>90</b>	<b>91</b>
<b>Feb. 20</b>	<b>Auburn</b>	<b>(A)</b>	<b>69</b>	<b>88</b>
<b>Feb. 22</b>	<b>Alabama</b>	<b>(A)</b>	<b>71</b>	<b>75</b>
Feb. 27	Tennessee	(H)	61	60
Mar. 1	Alabama	(H)	78	72

2109 1914

(N1) Charlotte, N. C.  
(N2) Louisville, Ky.

### 1965-66—Won 32, Lost 2.

COACH: Adolph Rupp  
HON. CAPT.: (None)

Oec. 1	Hardin-Simmons	(H)	83	55
Dec. 4	Virginia	(A)	99	73
Dec. 8	Illinois	(A)	86	68
Dec. 11	Northwestern	(H)	86	75

#### UK INVITATIONAL TOURNAMENT

Dec. 17	Air Force		78	58
Dec. 18	Indiana (Championship)		91	56

Dec. 22	Texas Tech	(A)	89	73
Dec. 29	Notre Dame	(N1)	103	69
Jan. 3	St. Louis	(H)	80	70
Jan. 8	Florida	(A)	78	64
Jan. 10	Georgia	(A)	69	**65
Jan. 15	Vanderbilt	(H)	96	83
Jan. 24	Louisiana State	(H)	111	85
Jan. 29	Auburn	(H)	115	78
Jan. 31	Alabama	(H)	82	62
Feb. 2	Vanderbilt	(A)	105	90
Feb. 5	Georgia	(H)	74	50
Feb. 7	Florida	(H)	85	75
Feb. 12	Auburn	(A)	77	64
Feb. 14	Alabama	(A)	90	67
Feb. 19	Mississippi State	(A)	73	69
Feb. 21	Mississippi	(A)	108	65
Feb. 26	Tennessee	(H)	78	64
<b>Mar. 5</b>	<b>Tennessee</b>	<b>(A)</b>	<b>62</b>	<b>69</b>
Mar. 7	Tulane	(H)	103	74

#### NCAA TOURNAMENT (Midwest Regional—Iowa City, Iowa)

Mar. 11	Dayton		86	79
Mar. 12	Michigan		84	77

(Finals—College Park, Md.)

Mar. 18	Duke		83	79
<b>Mar. 19</b>	<b>Texas Western</b>		<b>65</b>	<b>72</b>

2519 2028

#### INTERNATIONAL UNIVERSITIES TOURNAMENT

Tel Aviv, Israel

Aug. 3	Warsaw Univ.		67	58
Aug. 4	Cambridge Univ.		104	45
Aug. 6	Salonika Univ.		91	60
Aug. 10	Istanbul Univ.		82	36
Aug. 11	Warsaw Univ.		87	57

(Championship)

2950 2284

\*\* Double overtime

### 1966-67—Won 13, Lost 13.

COACH: Adolph Rupp  
HON. CAPT.: (None)

Dec. 3	Virginia	(H)	104	84
<b>Dec. 5</b>	<b>Illinois</b>	<b>(H)</b>	<b>97</b>	<b>*98</b>
Dec. 10	Northwestern	(A)	118	116
<b>Dec. 13</b>	<b>North Carolina</b>	<b>(H)</b>	<b>55</b>	<b>64</b>



Date	Team	Site	Ky.	Opp.
<b>Dec. 17</b>	<b>Florida</b>	(H)	<b>75</b>	<b>78</b>
UK INVITATIONAL TOURNAMENT				
Dec. 22	Oregon State		96	66
Dec. 23	Kansas St. (Championship)		83	79
<b>Dec. 28</b>	<b>Cornell</b>	(H)	<b>77</b>	<b>92</b>
Dec. 31	Notre Dame	(N1)	96	85
<b>Jan. 5</b>	<b>Vanderbilt</b>	(H)	<b>89</b>	<b>*91</b>
<b>Jan. 14</b>	<b>Florida</b>	(A)	<b>72</b>	<b>89</b>
<b>Jan. 16</b>	<b>Georgia</b>	(A)	<b>40</b>	<b>49</b>
Jan. 21	Auburn	(H)	60	58
<b>Jan. 23</b>	<b>Tennessee</b>	(H)	<b>50</b>	<b>**52</b>
Jan. 28	Louisiana State	(H)	102	72
Jan. 30	Mississippi	(H)	96	53
Feb. 4	Louisiana State	(A)	105	84
Feb. 6	Mississippi	(A)	79	70
<b>Feb. 11</b>	<b>Mississippi State</b>	(H)	<b>72</b>	<b>*77</b>
<b>Feb. 13</b>	<b>Tennessee</b>	(A)	<b>57</b>	<b>76</b>
Feb. 18	Mississippi State	(A)	103	74
Feb. 20	Georgia	(H)	101	76
<b>Feb. 25</b>	<b>Alabama</b>	(A)	<b>71</b>	<b>81</b>
<b>Feb. 27</b>	<b>Auburn</b>	(A)	<b>49</b>	<b>60</b>
<b>Mar. 4</b>	<b>Vanderbilt</b>	(A)	<b>94</b>	<b>110</b>
Mar. 6	Alabama	(H)	110	78

2151 2012

(N1) Louisville, Ky.

\* Overtime

\*\* Double Overtime

### 1967-68—Won 22, Lost 5.

COACH: Adolph Rupp  
CAPTAIN: Thad Jaracz

Dec. 2	Michigan	(A)	96	79
Dec. 4	Florida	(H)	99	76
Dec. 6	Xavier	(H)	111	76
Dec. 9	Pennsylvania	(H)	64	49
<b>Dec. 12</b>	<b>North Carolina</b>	(N1)	<b>77</b>	<b>84</b>

#### UK INVITATIONAL TOURNAMENT

Dec. 22	Dayton		88	85
Dec. 23	South Carolina		76	66

(Championship)

Dec. 30	Notre Dame	(N2)	81	73
Jan. 6	Vanderbilt	(A)	94	78
Jan. 8	Alabama	(A)	84	76
<b>Jan. 13</b>	<b>Florida</b>	(A)	<b>78</b>	<b>96</b>
Jan. 15	Georgia	(H)	104	73
<b>Jan. 20</b>	<b>Auburn</b>	(A)	<b>73</b>	<b>74</b>
<b>Jan. 22</b>	<b>Tennessee</b>	(A)	<b>59</b>	<b>87</b>
Jan. 27	Louisiana State	(A)	121	95
Jan. 29	Mississippi	(H)	85	76
Feb. 3	Louisiana State	(H)	109	96
Feb. 5	Mississippi	(H)	78	62
Feb. 10	Mississippi State	(A)	92	84
Feb. 12	Tennessee	(H)	60	59
Feb. 17	Mississippi State	(H)	107	81
Feb. 19	Georgia	(A)	106	87
Feb. 24	Alabama	(H)	96	83
Feb. 26	Auburn	(H)	89	57
Mar. 2	Vanderbilt	(H)	85	80

#### NCAA TOURNAMENT

##### MIDEAST REGIONAL

Lexington, Ky.

Mar. 15	Marquette		107	89
<b>Mar. 16</b>	<b>Ohio State</b>		<b>81</b>	<b>82</b>

2400 2103

(N1) Greensboro, N.C. (N2) Louisville, Ky.

### 1968-69—Won 23, Lost 5.

COACH: Adolph Rupp  
CAPTAIN: Phil Argento

Nov. 30	Xavier	(H)	115	77
---------	--------	-----	-----	----

Date	Team	Site	Ky.	Opp.
Dec. 2	Miami	(A)	86	77
<b>Dec. 7</b>	<b>North Carolina</b>	(H)	<b>77</b>	<b>87</b>
Dec. 14	Pennsylvania	(A)	102	78
UK INVITATIONAL TOURNAMENT				
Dec. 20	Michigan		112	104
Dec. 21	Army		80	65

(Championship)

Dec. 28	Notre Dame	(N1)	110	90
<b>Dec. 31</b>	<b>Wisconsin</b>	(N2)	<b>65</b>	<b>69</b>
Jan. 4	Mississippi	(A)	69	59
Jan. 6	Mississippi State	(A)	91	72
Jan. 11	Florida	(H)	88	67
Jan. 13	Georgia	(H)	88	68
Jan. 18	Tennessee	(A)	69	66
Jan. 25	Louisiana State	(A)	108	96
Jan. 27	Alabama	(A)	83	70
Feb. 1	Vanderbilt	(H)	103	89
Feb. 3	Auburn	(H)	105	93
Feb. 8	Mississippi	(H)	104	68
Feb. 10	Mississippi State	(H)	91	69
<b>Feb. 15</b>	<b>Florida</b>	(A)	<b>81</b>	<b>82</b>
Feb. 17	Georgia	(A)	85	77
Feb. 22	Louisiana State	(H)	103	89
Feb. 26	Alabama	(H)	108	79
<b>Mar. 1</b>	<b>Vanderbilt</b>	(A)	<b>99</b>	<b>101</b>
Mar. 3	Auburn	(A)	90	86
Mar. 8	Tennessee	(H)	84	69

#### NCAA TOURNAMENT

##### MIDEAST (Madison, Wisc.)

(N1) Louisville; (N2) Chicago

<b>Mar. 13</b>	<b>Marquette</b>	(N)	<b>74</b>	<b>81</b>
Mar. 15	Miami	(N)	72	71

2542 2199

### 1969-70—Won 26, Lost 2.

COACH: Adolph Rupp  
CO-CAPTAINS: Dan Issel and Mike Pratt

Dec. 1	West Virginia	(H)	106	87
Dec. 6	Kansas	(H)	115	85
Dec. 8	North Carolina	(A)	94	87
Dec. 13	Indiana	(H)	109	92

#### UK INVITATIONAL TOURNAMENT

Dec. 19	Navy		73	59
Dec. 20	Duke		98	76

(Championship)

Dec. 27	Notre Dame	(N1)	102	100
Dec. 29	Miami (Ohio)	(H)	80	58
Jan. 3	Mississippi	(H)	95	73
Jan. 5	Mississippi State	(H)	111	76
Jan. 10	Florida	(A)	88	69
Jan. 12	Georgia	(A)	72	71
Jan. 17	Tennessee	(H)	68	52
Jan. 24	Louisiana State	(H)	109	96
Jan. 26	Alabama	(H)	86	71
<b>Jan. 31</b>	<b>Vanderbilt</b>	(A)	<b>81</b>	<b>89</b>
Feb. 2	Auburn	(A)	84	83
Feb. 7	Mississippi	(A)	120	85
Feb. 9	Mississippi State	(A)	86	57
Feb. 14	Florida	(H)	110	66
Feb. 16	Georgia	(H)	116	86
Feb. 21	Louisiana State	(A)	121	105
Feb. 23	Alabama	(A)	98	89
Feb. 28	Vanderbilt	(H)	90	86
Mar. 2	Auburn	(H)	102	81
Mar. 7	Tennessee	(A)	86	69

#### NCAA TOURNAMENT

##### MIDEAST (Columbus, Ohio)

Mar. 12	Notre Dame	(N2)	109	99
<b>Mar. 14</b>	<b>Jacksonville</b>	(N2)	<b>100</b>	<b>106</b>

2709 2253

(N1) Louisville; (N2) Columbus, Ohio



## RECORDS SET BY THE 1969-70 TEAM

### TEAM—SEASON

New Record	Old Record
MOST POINTS—2709 in 28 Games, 1969-70 (Regular Season Only—2500 in 26 Games, 1969-70) (Conference Play Only—1723 in 18 Games, 1969-70) (Most Times 100 or More Points—13 in 1969-70)	2542 in 28 Games, 1968-69 2396 in 26 Games, 1968-69 1649 in 18 Games, 1968-69 10 in 1963-64 and 1968-69
HIGHEST SCORING AVERAGE—96.8 in 28 Games, 1969-70 (Regular Season Only—96.2 in 26 Games, 1969-70)	90.8 in 28 Games, 1968-69 92.1 in 26 Games, 1968-69
MOST FIELD GOALS MADE—1099 in 28 Games, 1969-70	1081 in 39 Games, 1947-48
HIGHEST FIELD GOAL PCT.—49.8 in 28 Games, 1969-70 (Regular Season Only—49.8 in 26 Games, 1969-70)	49.0 in 28 Games, 1968-69 49.2 in 26 Games, 1968-69
MOST POINTS ALLOWED—2254 in 28 Games, 1969-70 (Regular Season Only—2049 in 26 Games, 1969-70)	2199 in 28 Games, 1968-69 2047 in 26 Games, 1968-69
MOST WINS IN CONFERENCE—17 in 1969-70	16 in 1968-69

### SINGLE GAME

New Record	Old Record
MOST POINTS, BOTH TEAMS Conference Play Only—226 (Kentucky 121 vs. LSU 105, Feb. 21, 1970)	216 (Kentucky 121 vs. LSU, 95, Jan. 27, 1968)
MOST POINTS, HOME FLOOR—116 Kentucky vs. Georgia 86, Feb. 16, 1970	115 (Ky. 115 vs. Aub. 78, Jan 29, 1966; Ky. 115 vs. Xavier 77, Nov. 30, 1968)
MOST POINTS ON OPPONENT'S FLOOR—121 (Kentucky 121 vs. LSU, 95, Jan. 27, 1968; 121 Kentucky vs. LSU, 105, Feb. 21, 1970)	Tied Old Record
SMALLEST VICTORY MARGIN—1 (State College 30 vs. Kentucky U. 29, Jan. 22, 1905). (Also on Record are 35 Other One-Point Wins. Last 84-83 over Auburn Feb. 2, 1970.)	Tied Old Record
MOST POINTS IN LOSING GAME—100 vs. Jacksonville 106, March 14, 1970	99 vs. Vanderbilt 101, March 1, 1969

### INDIVIDUAL—SEASON

New Record	Old Record
MOST POINTS—948 by Dan Issel in 28 Games, 1969-70 (Regular Season Only—876 by Dan Issel in 26 Games, 1969-70) (Conference Play Only—612 by Dan Issel in 18 Games, 1969-70)	746 by Dan Issel, in 28 Games, 1968-69 697 by Dan Issel in 26 Games, 1968-69 492 by Dan Issel in 18 Games, 1968-69
HIGHEST SCORING AVERAGE—33.9 by Dan Issel in 28 Games, 1969-70 (Regular Season Only—33.7 by Dan Issel in 26 Games, 1969-70) (Conference Play Only—34.0 by Dan Issel in 18 Games, 1969-70)	26.6 by Dan Issel in 28 Games, 1968-69 26.8 by Dan Issel in 26 Games, 1968-69 27.3 by Dan Issel in 18 Games, 1968-69
MOST FG ATTEMPTS—667 by Dan Issel in 28 Games, 1969-70 (Regular Season Only—614 by Dan Issel in 26 Games, 1969-70) (Conference Play Only—433 by Dan Issel in 18 Games, 1969-70)	633 by Cliff Hagan in 32 Games, 1951-52 524 by Cotton Nash in 25 Games, 1963-64 358 by Dan Issel in 18 Games, 1968-69
MOST FIELD GOALS MADE—369 by Dan Issel in 28 Games, 1969-70 (Regular Season Only—339 by Dan Issel in 18 Games, 1969-70) (Conference Play Only—239 by Dan Issel in 18 Games, 1969-70)	285 by Dan Issel in 28 Games, 1968-69 269 by Dan Issel in 26 Games, 1968-69 193 by Dan Issel in 18 Games, 1968-69
MOST FREE THROWS ATTEMPTED—275 by Dan Issel in 28 Games, 1969-70 (Regular Season Only—259 by Dan Issel in 26 Games, 1969-70) (Conference Play Only—169 by Dan Issel in 18 Games, 1969-70)	248 by Alex Groza in 34 Games, 1948-49 263 by Cotton Nash in 25 Games, 1962-63 128 by Cotton Nash in 14 Games, 1962-63



**MOST FREE THROWS MADE**—210 by Dan Issel in 28 Games, 1969-70

(Regular Season Only—198 by Dan Issel in 26 Games, 1969-70)

(Conference Play Only—134 by Dan Issel in 18 Games, 1969-70)

**HIGHEST FG PCT.**—55.3 by Dan Issel in 28 Games, 1969-70

(Regular Season Only—55.2 by Dan Issel in 26 Games, 1969-70)

(Conference Play Only—55.2 by Dan Issel in 18 Games, 1969-70)

**HIGHEST FREE THROW PCT.**—91.8 by Larry Steele (45-49), in 23 Games, 1969-70

(Conference Play Only—88.0 by Larry Steele (22-25), in 13 Games, 1969-70)

180 by Alex Groza in 34 Games, 1948-49

162 by Cotton Nash in 25 Games, 1962-63

97 by Cotton Nash in 14 Games, 1961-62

53.9 by Mike Pratt in 28 Games, 1968-69

54.7 by Mike Pratt in 26 Games, 1968-69

53.9 by Dan Issel in 18 Games, 1968-69

88.1 by Bennie Coffman (67-76), in 25 Games, 1959-60

86.0 by Tommy Kron in 16 Games, 1965-66

### SINGLE GAME

#### New Record

**MOST POINTS**—53 by Dan Issel (Against Mississippi at Oxford Feb. 7, 1970)

**MOST FIELD GOALS MADE**—23 by Dan Issel (Against Mississippi at Oxford, Feb. 7, 1970. 34 attempts)

#### Old Record

51 by Cliff Hagan (Against Temple at Lexington, Dec. 5, 1953)

19 by Bob Burrow (Against LSU at Lexington, Jan. 14, 1956. 28 attempts)

### INDIVIDUAL—CAREER

#### New Record

**MOST POINTS**—2138 by Dan Issel in 83 Games, 1968-70

(Conference Play Only—1399 by Dan Issel in 54 Games, 1968-70)

**HIGHEST SCORING AVERAGE**—25.7 by Dan Issel in 83 Games, 1968-70

(Conference Play Only—25.9 by Dan Issel in 54 Games, 1968-70)

**MOST GAMES PLAYED**

(Conference Play Only—54 by Dan Issel and Mike Pratt, 1968-70)

**MOST CONSECUTIVE GAMES STARTED**

(Conference Play Only—54 by Dan Issel and Mike Pratt, 1968-70)

**MOST FIELD GOALS ATTEMPTED**—1591 by Dan Issel, 1968-70

(Conference Play Only—1059 by Dan Issel, 1968-70)

**MOST FIELD GOALS MADE**—825 by Dan Issel in 83 Games, 1968-70

(Conference Play Only—546 by Dan Issel in 54 Games, 1968-70)

**HIGHEST FIELD GOAL PCT.**—51.8 by Dan Issel in 83 Games, 1968-70

(Conference Play Only—51.5 by Dan Issel in 54 Games, 1968-70)

**MOST FREE THROWS ATTEMPTED**—661 by Dan Issel in 83 Games, 1968-70

(Conference Play Only—405 by Dan Issel in 54 Games, 1968-70)

**MOST FREE THROWS MADE**—488 by Dan Issel in 83 Games, 1968-70

(Conference Play Only—307 by Dan Issel in 54 Games, 1968-70)

**MOST REBOUNDS**—1078 by Dan Issel in 83 Games, 1968-70

(Conference Play Only—691 by Dan Issel in 54 Games, 1968-70)

#### Old Record

1770 by Cotton Nash in 78 Games, 1962-64

1068 by Cliff Hagan in 45 Games, 1951-54

22.7 by Cotton Nash in 78 Games, 1962-64

23.7 by Cliff Hagan in 45 Games, 1951-54

51 by Frank Ramsey, 1951-54

51 by Frank Ramsey, 1951-54

1514 by Alex Groza, 1946-49 (1944-45 total unknown)

823 by Cotton Nash, 1962-64

667 by Alex Groza in 120 Games, 1946-49

342 by Cotton Nash, 1962-64

50.7 by Louie Dampier in 80 Games, 1965-67

47.9 by Larry Pursiful in 39 Games, 1960-62

605 by Alex Groza in 120 Games, 1944-45—1947-49

353 by Cotton Nash, 1962-64

480 by Cotton Nash in 78 Games, 1962-64

267 by Frank Ramsey in 51 Games, 1951-54

1038 by Frank Ramsey in 91 Games, 1951-54 (No rebounds kept prior to 1951)

526 by Bob Burrow in 30 Games, 1955-56



UNIVERSITY OF KENTUCKY  
ATHLETICS ASSOCIATION  
LEXINGTON, KY. 40506