

KENTUCKY



Football 1980



UNIVERSITY OF KENTUCKY

FOOTBALL FACTS 1980

Advance Schedules	91	Player Profiles	19-45
All-Americans	66-67	Prep Signees	83
All-Conference	68, 74	Pro Wildcats	72-73
All-Star Participants	69-71	Press-Radio-TV	4-5
Athletics Staff Roster	12	Records, UK	
Director	11-13	All-Purpose Runners	71
Assistants, etc.	92-94	Bowls	67
Sports Information	95-96	Coaches Career	48
Attendance and Scores '79	160	Team	124-126
Awards, UK	74-80	Individual	126-129
Broadcasters, UK	99, 108	1,000-Yd. Performers	129
Captains UK (1891-1979)	139	Roster, Alphabetical	81-83
Cats' Pause	111	School Colors	105
Coaching Staff		Scores, UK	
Curci	50-54	All-Time	151-159
Assistants	55-62	Record vs. Opponents	140-150
Others	63-65	Series History-'80 Foes	2
Commonwealth Stadium	86-87	Scouting the Foe	97-123
Features		Statistics, 1979	14-15, 45
Hot Dogs to Beef	6-8	Stoll Field	101
Cats on Road	16-18	Superlatives-UK '79	90-91
Feeding the Cats	46-47	Team Travel Plans	2
Inside the Stadium	84-85	UK Administration	
Feeding the Fans	88-89	Athletics Board	10
Jayvee Schedule	160	Dr. Singletary	9
Letter Winners	130-138	General Information	13
Mascots	71	Statistics, 1979	14-15, 45
Nickname	129		

1980 WILDCAT FOOTBALL FACTS

Editor: Russell Rice, SID; Editorial Consultant—Ed Swift, manager, UK Department of Printing; Page Layouts—Kathy Reilly, UK Printing; Cover Photos—UK Photo Services. Photo Credits: UK photo—John Mitchell, manager; Ken Goad, Bill Wells; Cats' Pause—Alen Malott; Lexington Productions—Bill Straus; Bradley Photographers.

TEAM TRAVEL PLANS

OKLAHOMA at Norman at 1:30 p.m. CDT, Sept. 13

Headquarters: Holiday Inn & Holidome, Oklahoma City (East), I-40 at Sooner Road, Midwest City, Oklahoma 73110. (405) 737-4481

Going—Leave Lexington via Piedmont B-737 charter at 5:30 p.m. EDT, Sept. 12; arrive Oklahoma City at 6:20 p.m. CDT.

Return—Leave Oklahoma City after game.

ALABAMA at Birmingham at 1:30 p.m. CDT, Oct. 4

Headquarters: The Plaza Hotel South, 808 S. 20th at 8th Avenue, Birmingham, AL, 35205. (205) 737-4481

Going—Leave Lexington via Piedmont B-737 charter at 5:30 p.m. EDT, Oct. 3; arrive Birmingham at 5:35 p.m. CDT.

Return—Leave Birmingham after game

TULANE at New Orleans at 7:30 p.m. CST, Nov. 1.

Headquarters: Hyatt Regency New Orleans, Poydras at Loyola Avenue, New Orleans, LA, 70140. (504) 561-1234.

Going—Leave Lexington via Piedmont B-737 charter at 5:30 p.m. EST, Oct. 31; arrive in New Orleans at 6:10 p.m. CST.

Return—Leave New Orleans after game

TENNESSEE at Knoxville at 1:30 p.m. EST, Nov. 22.

Headquarters: Holiday Inn-Cove Lake, U.S. 25 & I-75, Caryville, TN, 37714. (615-562-8476).

Going—Leave Lexington via Greyhound bus after practice at Shively Sports Center Nov. 21.

Return—Leave Knoxville after game.

SERIES HISTORY—LAST RESULTS WITH 1980 FOES

UTAH STATE	1-0-0 UK since 1970	LAST: 35-6 UK in 1970
OKLAHOMA	1-0-0 UK since 1951	LAST: 13-7 UK in 1951
INDIANA	10-3-1 IU since 1893	LAST: 28-10 IU in 1979
BOWLING GREEN	1-0-0 UK since 1979	LAST: 20-14 UK in 1979
ALABAMA	26-1-1 UA since 1917	LAST: 28-14 UA in 1973
LOUISIANA STATE	21-8-1 LSU since 1949	LAST: 23-19 LSU in 1979
GEORGIA	24-7-2 UG since 1939	LAST: 20-6 UG in 1979
TULANE	6-5-1 UK since 1910	LAST: 30-7 UK in 1974
VANDERBILT	27-21-4 VU since 1896	LAST: 29-10 UK in 1979
FLORIDA	16-14-0 UK since 1917	LAST: 31-3 UK in 1979
TENNESSEE	45-21-9 UT since 1893	LAST: 20-17 UT in 1979

Meet the Press



Tom Hammond of WLEX-TV interviews Fran Curci. (Cats' Pause photo)

KENTUCKY PRESS-RADIO-TELEVISION OUTLETS

Lexington:

Lexington Herald
D. G. Fitzmaurice
Lexington Leader
Rick Bailey
Mark Bradley
227 West Short Street
Lexington, Ky. 40507

WVLK Radio
Dick Gabriel
Ralph Hacker
P.O. Box 1559
Lexington, Ky. 40501

WLAP Sports
P.O. Box 11670
Lexington, Ky. 40511

WBLG Radio Sports
130 Barr Street
Lexington, Ky. 40507

WLEX-TV
Tom Hammond, Director
P.O. Box 1457
Lexington, Ky. 40501

WKYT-TV
Rob Bromley, Director
P.O. Box 655
Lexington, Ky. 40501

WTVQ-TV
Mike Wolfe
Lexington, Ky. 40501

Charles Wolfe
Associated Press
146 Market
Lexington, Ky. 40507

Kentucky Kernel Sports
University of Kentucky
Lexington, Ky. 40506

WBKY RADIO SPORTS
University of Kentucky
Lexington, Ky. 40506

CATS PAUSE
P.O. Box 7297
Lexington, Ky. 40502

Louisville:

Louisville Courier-Journal
Earl Cox
Billy Reed
Mike Sullivan
525 West Broadway
Louisville, Ky. 40202

Louisville Times Sports
Dick Fenlon
Rick Bozich

525 West Broadway
Louisville, Ky. 40202

WHAS & WHAS-TV
Van Vance
Paul Rogers
P.O. Box 1084
Louisville, Ky. 40201

Associated Press
525 West Broadway
Louisville, Ky. 40201

UPI Sports
P.O. Box 537
Louisville, Ky. 40201

WAVE & WAVE-TV Sports
Randy Waters
725 South Floyd Street
Louisville, Ky. 40203

WLKY-TV Sports
P.O. Box 6218
Louisville, Ky. 40216

WINN Radio Sports
Third and Broadway
Louisville, Ky. 40202

WAKY Radio Sports
558 South Fifth Street
Louisville, Ky. 40204

State:

Ashland Independent
Mike Reliford
Sports Department
226 17th Street
Ashland, Ky. 41101

Park City News
Sports Department
813 College Street
Bowling Green, Ky. 42101

Tribune-Times Sports
Ky. and Monroe Streets
Corbin, Ky. 40701

Post & Times-Star Sports
421 Madison Avenue
Covington, Ky. 41011

Advocate-Messenger
Larry Vaught
Sports Department
Danville, Ky. 40422

News-Enterprise Sports
Bob Watkins
Elizabethtown, Ky. 42701

State-Journal Sports
Mark Marraccini

321 West Main Street
Frankfort, Ky. 40501

UPI Sports
321 W. Main
Frankfort, Ky. 40601

The Times Sports
Jim Greise
301 South Green Street
Glasgow, Ky. 42141

The Enterprise Sports
Central Street
Harlan, Ky. 40831

Gleaner-Journal Sports
216 North Elm
Henderson, Ky. 42420

Kentucky New Era Sports
123 West 7th Street
Hopkinsville, Ky. 42240

The Messenger Sports
221 South Main Street
Madisonville, Ky. 42431

Messenger Sports
206 West Broadway
Mayfield, Ky. 42066

Ledger-Independent Sports
43 West Second
Maysville, Ky. 41056

News Sports Editor
Chester Avenue
Middlesboro, Ky. 40965

Messenger and Inquirer Sports
1401 Frederica Street
Owensboro, Ky. 42301

Paducah Sun Sports
408 Kentucky Avenue
Paducah, Ky. 42001

Paris Daily Enterprise Sports
23 East 4th Street
Paris, Ky. 40361

Register Sports
Roy Horner
South Second Street
Richmond, Ky. 40475

Commonwealth-Journal
Jim Kurk
102 North Maple Street
Somerset, Ky. 42501

Winchester Sun Sports
Dan Manley
Wall and Cleveland Streets
Winchester, Ky. 40391

TO THE PRESS-RADIO-TV

Here is your copy of the 1980 Kentucky Wildcats' Football Facts Book that we sincerely hope will aid you in the process of covering U of K football during the forthcoming season. If you desire additional information or have any questions not answered herein, please feel free to contact the Sports Information Office (606) 257-3838.

WORKING TICKETS—Address requests to Sports Information Office as far in advance as possible. After Tuesday preceding the game, tickets will not be mailed. Pick up at the Information window in Memorial Coliseum, except on game days, when they will be moved to the ticket window at Commonwealth Stadium.

COMPS—No individual game allotment.

TELECOPIERS—A Telecopier station equipped with dorm-type telephones that take only collect or credit card calls is provided in the press box for use of out-of-town writers. A fee of \$15 will be assessed for use of a telephone. A telephone, telecopier and operator will be provided for a fee of \$25. Telephone jacks are available along press row for persons wishing to order their own telephone installation; however, it is less expensive to use the aforementioned telephones. Please notify Sports Information in advance of your needs.

PRESS BOX—Limited to working personnel. Kentucky Sports Information will service play-by-play quarterly, half-time and final statistics, scoring summary, lineups and coaches' comments. Food is available in Commonwealth Stadium Press Box upon presentation of meal ticket.

RADIO—Broadcasting rights to UK games are assigned exclusively to the UK Network. One free reciprocal outlet is guaranteed opponent schools visiting Lexington. Any additional stations must clear through the UK Director of Broadcasting, John Henderson (257-2655). Working passes will be supplied approved stations by Sports Information Office.

TELEVISION AND MOTION PICTURES—Live television coverage prohibited except under NCAA auspices. Accredited TV stations or newsreel agencies permitted to make motion pictures of game action for delayed showing provided that no more than 200 feet of highlights of any game are used. An agreement to this effect must be executed before permission will be granted. Application should be made to the UK Director of Broadcasting and forms may be signed for the entire season. On request, the University Film Lab will provide TV stations with a 100 to 200-foot newsclip of game highlights (processed 16 mm color film) at actual cost. Film can be shipped on Sunday following game.

A special thanks to Lexington Production, Inc., for permission to use features and photos that appear on pages 6-7-8, 16-17-18, 46-47, 84-85 and 88-89 of this book. The firm for the second year in a row will produce football programs for Wildcat home games.

From Hot Dogs to Beef



A cordial atmosphere in the Kentucky Press Box begins with a hot meal. (Lexington Productions photo).

From hot dogs to roast beef is how one might describe press facilities in Commonwealth Stadium as opposed to those in the previous UK football stadium at Stoll Field.

Until 1973 when the sparkling new game site was first used, the press was provided with hot dogs and soft drinks in the press box prior to afternoon games. In Commonwealth Stadium, a different atmosphere exists.

Located between the upper and lower stadium seats, the press box offers the members of the press not only an excellent view of the game but the best in information dissemination.

Coordinating the press activities at football games rests with Russell Rice, Kentucky Sports Information Director.

Rice states that the job covers a wide range of services that include public relations efforts with the press, food service and providing information about the game to the media.

Possibly the toughest portion of the job is saying no to requests which come from media representatives to whom Rice sends weekly press releases that he hopes will be used.

Even though the press box has space for 110 writers and broadcasters, a large photo deck, and space on the sidelines for photographers, the requests always outnumber the spots available. The automatic qualifiers for press passes are the local Lexington media and Kentucky daily newspapers. However, there are also approximately 142 weekly newspapers and 112 small radio stations throughout the Commonwealth, many of whom would like to attend the games. Exceptions are made for media from players' hometowns and on a space available basis. There is also a section in the stands with which Rice accommodates the over-run of press representatives.

The press accommodations begin to look even smaller when the available seats are cut by a large statistical crew, college and pro scouts, the opponent's coaches and information staff, film

crews from both teams, the game announcer and his staff, the scoreboard operators and the official timer.


The limitations are numerous despite Kentucky having one of the finest press facilities in the nation but the operation runs smoothly thanks to Rice, assistant sports information director Jack Perry and a bevy of experienced crew members headed by Ken Brandenburg, the Kentucky State Police Commissioner, who has been keeping statistics for UK football and basketball games for a long time.

Almost every conceivable action that can occur on the playing field is recorded, totalled and given to the press to help with broadcasts and with preparing written news. At the end of each quarter and at the end of the game, runners pass out the information. After each play, Perry, using the press box PA system, calls out the vital statistics which are often more accurate than those being given by the PA announcer who does not have the staff that Perry does. The press in the booth can hear only Perry.

One of the treats of covering a game at Kentucky is the fine food available prior to an afternoon game. Sports Information provides meals for everyone having a press box seat or photo pass, an average of about 250 people per game. The meal is prepared by UK Food Services and includes roast beef, fried chicken, cold cuts or any combination of the group. It also offers vegetables, salad, rolls and desserts.

The press box is off limits to anyone but the working press and others who abuse the privilege find themselves in an uncomfortable position. "They really stick out when they don't belong. You can tell that they are uncomfortable. It is a working atmosphere and fans do not feel a part of it," says Rice.

Guidelines laid out by the Football Writers Association of America have helped formulate press box policy, including a rule that no cheering or loud behaviour will be permitted during the



Kentucky head coach Fran Curci meets the press after a game. Russell Rice, standing at right, is nearing the end of a long day of supervising press facilities in Commonwealth Stadium. (Lexington Productions photo).

course of a game.

Prior to the game, the "inside" PA man makes a "no cheering" announcement; if someone gets carried away during the excitement of a game, the PA announcer will reprimand that person or persons.

The statistical crews use NCAA-approved forms for quarterly, halftime and final stats. At a designated time after each game, a regular NCAA "Summary of Football Game Statistics" is filled out and telecopied to the NCAA statistical headquarters.

Statistical data from reporting institutions is computerized and distributed to the media and other sources at the beginning of the week.

Approximately three minutes before the end of a game, reporters wishing to visit either of the team dressing rooms gather at the press box elevators and

are escorted to their designations.

Wildcat coach Fran Curci meets the press in a film room located just off the team locker room; after the interview, reporters usually adjourn to join other reporters in the locker room.

The only restriction on player interviews is a short "cooling-off" period immediately after the game, as recommended by the FWAA.

For Rice and his staff of almost 50 people the day begins early as they distribute programs to the press, prepare the food serving lines, manage security, solve technical problems, and coordinate the entire sports news effort. It concludes after the Stadium is empty but begins again on Sunday when Rice and statistical personnel compile official accounts and stories to mail to more than 700 sports news persons across the state.



DR. OTIS A. SINGLETARY
President, University of Kentucky

The University of Kentucky has become one of the major institutions of higher learning in the United States under the leadership of Dr. Otis Singletary, the eighth president of the University.

Dr. Singletary was named president of the University in August, 1969. He had previously served as executive vice-chancellor for academic affairs in the University of Texas System and director of the Job Corps program for the Office of Economic Opportunity.

Dr. Singletary, a native of Gulfport, Miss., holds degrees from Millsaps College and Louisiana State University.

As president of the principal institution of higher learn in the Commonwealth, Dr. Singletary is greatly concerned with the University's role as a land-grant institution, a "people's university" accessible to all who can profit from education.

In the ten years he has been president, the University has grown to where there are now more than 22,000 students on the Lexington campus and more than 17,000 students in UK's 13 community colleges, and the University has become one of the major research institutions in the country.

Recognition of his service to the University was evidenced by the UK Alumni Association, which presented to Dr. Singletary its Alumni Service Award—an honor rarely bestowed upon a non-alumnus of the University.

Dr. Singletary is the author of two books and several monographs.

A Navy veteran of World War II and the Korean Conflict, he is a commander in the U.S. Naval Reserve. He and Mrs. Singletary, the former Gloria Walton, have three children: Bonnie, Scot and Kendall.

The Singletarys live at Maxwell Place, traditional home of UK presidents.

ATHLETICS AT KENTUCKY

Kentucky's athletic program, a well-balanced and ambitious activity featuring intercollegiate competition in 16 different sports, is organized under the Department of Athletics and a corporation known as the University of Kentucky Athletics Association.

The program is conducted without overemphasis or sacrifice of educational objectives and in strict compliance with the rules of the University, the Southeastern Conference, the National Collegiate Athletics Association and the Association for Intercollegiate athletics for women.

A board of directors, headed by the President of the University in the capacity of chairman, maintains overall policy supervision of the athletic program.

Supervising the steady growth and balanced development of the athletic program is Director of Athletics Cliff Hagan.

The Association's Board of Directors is composed of the following:

Faculty Members

Dr. Charles Ellinger
Dr. N. J. Pisacano
Dr. Paul Sears
Dr. Richard Robe, '81
Dr. Charles Roland, '81
Dean Marion E. McKenna, '82
Dr. Daniel R. Reedy, '82

Trustee Members

George Griffin, '81
Frank Ramsey, Jr., '82

Members-at-large

S. T. Roach
Albert B. Chandler, '82

Ex Officio Members

Dr. Otis A. Singletary, Chairman
Dr. R. G. Zumwinkle
Jack Blanton
Dr. Donald Clapp
Dr. W. L. Matthews
Dr. Ray Hornback
Jerry Beatty

Alumni Members

Dr. Ralph Angelucci, '81
Thomas P. Bell, '82

Student Members

Britt Brockman
Augusta Neal

Athletics Staff

DIRECTOR OF ATHLETICS—Clifford O. Hagan

Assistant to Director for Academic Affairs—Robert L. Bradley

Executive Assistant—Barbara Isham

ASSISTANT DIRECTOR OF ATHLETICS—Frank Ham

ASSISTANT DIRECTOR OF ATHLETICS/FINANCES—Larry Ivy

ASSISTANT DIRECTOR OF ATHLETICS/WOMEN'S SPORTS—Sue Feamster

HEAD FOOTBALL COACH—Fran Curci

Administrative Assistant—Janetta Owens

ASSISTANT FOOTBALL COACHES—Charlie Bailey, George Catavolos, Dan Coughlin, Bill Glaser, Larry Kirksey, Charlie McCullers, Tom Turchetta, Mike Cassity

SPORTS INFORMATION DIRECTOR—Russell Rice

ASSISTANT SID —Jack Perry

SID SECRETARY—Joyce Baxter

ACCOUNTANT—J. R. Hisle

TICKET MANAGER—Al Morgan

FOOTBALL EQUIP. MGR.—Tom Kalinowski

GROUND SUPT.—B. W. Reynolds

STUDENT ASSISTANT—Chuck Malkus

DIR. STD. ADM.—Ron Allen

ASSOCIATE TRAINER—Walt McCombs



CLIFFORD O. HAGAN **Athletics Director**

Consolidation of the men's and women's tennis programs, expansion of the sports information staff, bidding the radio contract for Wildcat football and basketball, and securing of the bid for the 1985 NCAA Basketball Championship Tournament to be played in Rupp Arena were among the summer projects of Cliff Hagan, whose tenure as UK athletics director has been marked by change and progress.

Hagan, who has seen and overseen vast improvements in all phases of the UK athletics program since returning to his alma mater as assistant athletics director in 1972, has under his command a total of 16 sports ranging from football and men's basketball in Level I, to women's basketball in Level II, and a baker's dozen sorts in Level III.

A few of the recent improvements that signify the continuing progress of UK athletics under Hagan include;

- Expansion of the football training room and addition of a beautiful players' lounge at Shively Sports Center.
- New carpeting in the stadium football offices.
- New food service equipment in the press box at Commonwealth Stadium.
- New basketball offices in Memorial Coliseum for both the men and women.
- Re-arrangement of the baseball fences and a new surface for the running track at Shively Sports Center.

The indoctrination of Hagan into the UK athletics administrative structure came in 1972, when he was named assistant to Harry C. Lancaster and given the task of implementing the Blue & White Fund for 57,600-seat Commonwealth Stadium and later for Rupp Arena. The fruits of his labors in this area have provided the additional financial support that has elevated the UK athletics program into a first class operation.

Hagan replaced Lancaster as athletics director in July, 1975; during the ensuing school year, Wildcat teams compiled one of the best records in the school's history, with the basketball Wildcats winning the National Invitational Tournament, the wrestling and rifle teams winning SEC titles and the baseball team winning the SEC Eastern Division.

The wrestling team repeated as conference champion the following year, the basketball team finished with a 26-4 record and the football team won seven of 11 regular season games and defeated North Carolina in the Peach Bowl. It was the best UK football record in 23 years and the Wildcats' first post-season appearance since the 1952 Cotton Bowl. During the past year, the football team finished 10-1 (6-0 in the Southeastern Conference) and the basketball team won the NCAA championship.

With both the football and basketball teams playing to sellout crowds and drawing a big on-the-road following, Hagan has not been content, but has made Wildcat games even more enjoyable by personally designing and selecting the Wildcat Mascot, which has captured the fancy of UK fans everywhere, and by granting permission for publication of "The Cats' Pause," a unique weekly tabloid devoted strictly to UK sports.

Physical improvements during Hagan's regime as athletics director include a 110-yard Astro-Turf football practice field, modern equipment in both the Shively Sports Center and Memorial Coliseum weight rooms, open-type lockers, a new pressbox and new dugouts at the baseball field, and a revamped tennis complex with additional seating and modernized offices. He has also added a strength coach to work with all sports and funds for the popular Parcourse Fitness Trail.

Office in Memorial Coliseum have been modernized and Hagan is looking forward to the day when he can put on the drawing board an Olympic swimming pool and a field house, which he says are "desperately needed for our program and our students."

Hagan also has been an advocate of a strong scholar-athlete program, feeling "a genuine commitment to provide all the academic support and encouragement we can to help our athletes leave our campus with a college education and a degree."

On the personal side, Hagan received one of his highest individual honors in 1978 when he became the first University of Kentucky basketball player to be installed in the Naismith Memorial National Basketball Hall of Fame in Springfield, Mass.

The road to that honor began at Owensboro, Kentucky, where he established a then state high school tournament record of 41 points, which was recently voted the greatest individual performance by anyone in the history of that tournament, in leading the Red Devils to victory over Lafayette in the 1949 championship game.

At UK, he played on teams that won 86 of 91 games and an NCAA championship (1951). The 1954 team, undefeated in 25 games, elected not to participate in the national tournament.

Hagan set a dozen Southeastern Conference records and an NCAA record of 528 rebounds as a junior. He averaged 24 points a game, led the nation in rebounding, and scored a UK record of 51 points against Temple in 1954.

He was a member of Sigma Nu Fraternity, Student Government, Baptist Student Union, Fellowship of Christian Athletes and twice was selected among the top ten students in the College of Education.

After graduating from UK in 1954, Hagan served two years at Andrews Air Force Base, Washington, D.C., as a commissioned officer. He led the base to two World Wide Air Force championships and won All-Service honors both years.

During ten years with the St. Louis Hawks, he ranked high among 11 players on

the league scoring charts with 12,433 points in 672 games for an 18.5 mark and was selected to play in five East-West All-Star games and was named to the NBA second All-League team twice. He hit over .790 from the free throw line seven years in a row and held the NBA record for most field goals scored in a single quarter (12).

The Hawks won the Western Division six times during Hagan's playing career there and defeated the Boston Celtics in 1958 for the world championship. Hagan was All-Pro in the NBA in 1957-62, inclusive.

He received his M.S. in education from Washington University in 1958.

In 1965, a Herbert Hoover Boys Club of America was organized in Owensboro and named the Cliff Hagan Boys Club of America.

He then joined the Dallas Chaparrals as player-coach and was selected as the 1958 Texas Professional Coach of the Year. When he left Dallas, he was only 92 points shy of a regular-season career total of 15,000 points.

In 1974, he was named to the Hall of Fame Magazine's All-America second-team for the 1951-1973 period, to the Orlando (Fla.) Sentinel Star's All-Time Southeastern Conference first team, and the All-Time top collegiate player in the State of Kentucky by Inside Kentucky Sports Magazine. In 1975, he was named to the Kentucky Athletic Hall of Fame, was inducted into the UK Alumni Association Hall of Distinguished Alumni and was a recipient of the University of Kentucky Centennial "K" Medallion tendered by the UKAA for past athletic accomplishments, during UK's Centennial Year observance.

He is married to the former Martha Milton of Owensboro. They have four children: Mrs. Barry Thaxton, Laurie, Amy and Kip, all of Lexington.

UNIVERSITY OF KENTUCKY

General Information

LOCATION—Lexington, Ky., a community of 208,110 in the heart of Kentucky's famed Blue Grass region. Renowned as the world capital of the thoroughbred horse industry and known also as the world's largest loose-leaf tobacco market.

FOUNDED—1865 **ENROLLMENT**—(On campus—22,000)

PRESIDENT—Dr. Otis A. Singletary (At 13 Community Colleges—17,000)

VICE-PRESIDENT FOR ADMINISTRATION—Dr. Donald Clapp

VICE-PRESIDENT FOR ACADEMIC AFFAIRS—Dr. Lewis Cochran

VICE-PRESIDENT, BUSINESS AFFAIRS—Jack Blanton

VICE-PRESIDENT, MEDICAL CENTER—Dr. Peter Bosomworth

VICE-PRESIDENT, MINORITY AFFAIRS—Dr. John T. Smith

VICE-PRESIDENT, STUDENT AFFAIRS—Dr. Robert G. Zumwinkle

VICE-PRESIDENT, COMMUNITY COLLEGES—Dr. Maurice Stanley Wall

VICE-PRESIDENT, UNIVERSITY RELATIONS—Dr. Raymond Hornback

FACULTY CHAIRMAN OF ATHLETICS—Dr. William Matthews

(UK's faculty representative to Southeastern Conference)

DIRECTOR OF INFORMATION SERVICES—Bernie Vonderheide

CONFERENCE—Southeastern (member since founding in 1933)

BAND—Varsity Director—Wm. Harry Clarke **FIGHT SONG**—"On, On, U. of K."

STADIUM—Commonwealth Stadium (56,696)

FINAL 1979 UNIVERSITY OF



Shawn Donigan

INDIVIDUAL

RUSHING

	G	ATT	YDS	AVE	GM AVE	TD	LR
Donigan	11	187	847	4.5	77.0	4	41 TN
Jones	11	142	770	5.4	70.0	5	57 SC
Venable	11	92	460	5.0	41.8	1	82 BG
Henry	7	88	281	3.2	40.1	1	19 LS
Portela	7	48	132	2.8	18.9	0	18 TN
Shutt	7	33	97	2.9	13.9	3	15 MI
Francis	3	7	50	7.1	16.7	1	23 VA
Wilson	11	2	12	6.0	1.1	0	11 IN
Jenkins	3	9	-11	-1.2	-3.7	0	7 IN
	11	608	2638	4.3	239.8	15	82 BG

PASSING

	G	ATT	CMP	AVE	INT	PCT	YDS	TD	LP
Henry	7	76	30	4.3	6	39.5	408	5	36 TN
Portela	7	45	18	2.6	2	40.0	316	2	73 WV
Jenkins	3	12	8	2.7	0	66.7	82	0	23 MD
Shutt	4	21	9	2.3	0	42.9	102	0	19 MI
	11	154	65	5.9	8	42.2	908	7	73 WV




Terry Henry

RECEIVING

	G	CGT	GM AVE	YDS	AVE	TD	LR
Wilson	11	33	3.0	534	16.2	3	62 FL
Jones	11	11	1.0	85	7.7	2	36 TN
Watson	10	7	0.7	92	13.1	0	20 TN
McDaniels	9	3	0.3	94	31.3	0	73 WV
Petersen	11	3	0.3	39	13.0	1	22 LS
Donigan	11	3	0.3	23	7.7	0	10 MI
Mangas	3	2	0.7	23	11.5	0	12 TN
Venable	11	2	0.2	16	8.0	0	12 IN
Campbell	6	1	0.2	2	2.0	1	2 MS
	11	65	5.9	908	14.0	7	73 WV

PUNTING

	NO	YDS	AVE	LP
Poulton	51	1884	36.9	55 MD
Jenkins	14	455	32.5	49 IN
	65	2339	36.0	55 MD



Chris Poulton

PUNT RETURNS

	NO	YDS	AVE	TD	LP
Carter	31	221	7.1	1	60 BG
Jacobs	6	36	6.0	0	14 MD
Molls	1	0	---	0	0 MS
	38	257	6.8	1	60 BG

KO RETURNS

	NO	YDS	AVE	TD	LR
Petty	19	382	20.1	0	49 VA
Molls	4	94	23.5	0	37 LS
Lokesak	3	36	12.0	0	11 BG
Dennis	1	23	23.0	0	23 MI
Jones	1	17	17.0	0	17 MI
Petersen	2	0	0.0	0	0 WV
	30	552	18.4	0	37 LS



Larry Carter

INTERCEPTIONS


	NO	YDS	AVE	TD	LR
Carter	3	75	25.0	0	45 GA
Bow	3	27	11.5	0	23 GA
Molls	3	24	8.0	0	16 WV
Long	1	45	45.0	1	45 VA
Dennis	1	19	19.0	0	19 WV
Chaney	1	4	4.0	0	4 LS
Motley	1	1	1.0	0	1 MI
Fielder	1	1	1.0	0	1 BG
Jacobs	1	0	0.0	0	0 MI
	15	196	13.1	1	45 GA-VA

KENTUCKY FOOTBALL STATISTICS

TEAM	KY	OPP
FIRST DOWNS	179	156
Rushing	128	84
Passing	43	62
Penalty	8	10
Rushing Att/Yds	608-2829	490-1974
Rushing Yds Lost	191	243
NET Yds Rushing	2638	1731
Ave Yds/Rush	4.3	3.5
TDs Rushing	15	10
Passes Att/Cmp	154-65	229-107
Passing Yds	908	1235
Ave Yds/Pass	5.9	5.4
Ave Yds/Cmp	14.0	11.5
Pct. Cmp.	42.2	46.7
TDs Passing	7	6
Field Goals/Atts.	6-17	10-13
Passes Int By/Yds Ret	15-196	8-64
Total Plays (R & P)	762	719
Total Yardage	3546	2966
Ave Yds/Play	4.7	4.1
Punts/Had Blocked	65-0	76-0
Punting Yds/Ave	2339-36.0	2967-39.0
Punts Ret/Yds Ret	38-257	24-102
Kickoff Ret/Yds Ret	30-552	34-625
Penalties/Yds	55-544	54-510
Fumbles/Lost	47-23	32-15
3rd Down Conversions	65-166	62-182
4th Down Conversions	15-22	14-21
Time of Possession	353:36	306:24




Chris Jones



Felix Wilson


SCORING

	TD	FG	S	K	PAT's P	R	TP
Jones	7					2-2	46
Strein		6-16		10-15			28
Donigan	4						24
Shutt	3						18
Wilson	3						18
Petersen	1				1-1		8
Campbell	1						6
Carter	1						6
Henry	1					0-2	6
Francis	1						6
Venable	1						6
Long	1						6
Griggs		0-1		2-2			2
Phillippi						0-1	
Portela					0-1		
	24	6-17	0	12-17	1-2	2-5	180



Tom Petty

DEF. FIGURES	Solos	Assists	Behind Line-Yds
L. Boyd	77	55	3- 5
Gooch	68	38	5- 7
Jaffe	65	34	9-33
C. Smith	56	39	2- 8
Molls	49	20	1- 9
K. Kearns	43	17	3- 3
Dennis	42	27	7-48
Carter	34	11	4-19
E. Brooks	33	18	5-22
Felder	26	21	4-31
Chaney	21	16	3-11
Lopez	19	13	1- 8
Bow	17	15	1- 3
Marrillia	17	14	
Long	17	7	1- 4



Lester Boyd



Managers unload equipment at game site. (Lexington Productions photo).

Cats on the Road

For members of the Kentucky football team, playing an away game means wearing a different colored jersey than a home game jersey, spending the night in a motel, pre-game schedules, and a brief visit to another city. For the support staff, an away game means the completion of a complex series of preparations that began months and even years ahead of the game.

For the trip to be uncomplicated for the players who need to have their minds on the outcome of the game, countless hours of planning, negotiating for prices, and making agreements must take place.

Some of these duties fall with the coaches, who act as liaison persons from the coaching staff to the Athletics Department. Other arrangements are handled by such administrative people as the Assistant Director of Athletics for Finance, Larry Ivy.

The numbers involved in transporting and caring for a football team are sizeable compared to teams with less participants. The number of plane tickets, the number that will be eating dinner, the number of managers and trainers, and the number of coaches are all magnified.

For a Southeastern Conference game, the number of players that the visiting team may bring is 60. For non-conference games, as many as 75 or about all the scholarship players are taken.

In total, there are approximately 100

people that travel under the University's direction when the football team takes to the road. These people not only need transportation to the town in which the game will be played but they need transportation to the motel from the plane, from the motel to the game and back to the motel, and to the plane to return home.

They need meals, leisure time activities, rooms, equipment, and medical care. Everything is planned from the minute the entourage leaves the University until it returns, including locating ahead of time a minister for a protestant church service and a priest for a Catholic mass.

The trips costs between \$18,000 and \$22,000 depending on where they are going and how long they stay and the cost is rising rapidly.

For instance, Ivy cites, "It cost us in 1977 for a round-trip to Baton Rouge, Louisiana, \$10,869. Last year our costs came in the neighborhood of \$16,369." This year a similar trip costs in the neighborhood of \$20,000.

Expenses are paid from revenues earned from ticket sales at the stadium and a few other sources. The football program uses no tax money to support its activities. Ticket prices were raised three years ago to a point where the Athletics Department feels they have reached the limit that the market will bear. However, operational costs continue to climb.

Airline travel routes were deregulated in 1978 and the result was that the air-

line moved some of its planes that had been used for charter service for groups like football teams into regular commercial flights.

In previous years, Ivy had been able to reach an agreement with an airline in January for transporting the football team the following September. In 1979 that agreement wasn't reached until nearly April and with another airline. He started months ago to make arrangements for the 1980 season.

For some colleges, transportation has become so critical that the teams are traveling on regular commercial flights, an administrative nightmare that Ivy hopes to avoid.

"Some teams are traveling commercial," says Ivy. "And are having to schedule flights at 6 a.m. and midnight in order to stay together. I can't imagine trying to book 100 people on a commercial airline flight."

Due to increased usage of buses by the public due to energy problems, there are also fewer of those available and new problems are cropping up in trying to move the team to places like Bloomington, Indiana, and Nashville, Tennessee. Also, city buses are in greater demand and more difficult to schedule for transportation to and from the motel and stadium.

Ivy takes care of seeing that the team is able to go, lets the coaches know when the planes will be at what locations, and the coaches, such as Mirilovich, decide what the team does from there.

The itinerary for the 1979 Indiana game reflects the closeness with which the team's activities are scheduled. The buses left for Bloomington at 2:30 p.m. and arrived for a short workout at 5 p.m. At 5:30 p.m. they went to the motel where they ate dinner at 6:30. There was a little free time for the players to sightsee and then snacks were served in their rooms at 10 p.m. At 10:30 p.m. there was a bed check.

Wake up on game day was at 8 a.m. even though early risers could have

juice and sweet rolls from 7-8 a.m. if they wished. The players' ankles were taped and religious services occurred from 8-8:50 a.m., followed by a pre-game meal at 8:50.

The pre-game meal menu included six ounces of orange juice, a fruit cup, two scrambled eggs, a six-ounce medium filet, coffee or tea, honey, steak sauce, catsup, and two pieces of buttered toast.

Following the meal, more players were taped and meetings began for the various types of players such as the defensive line, the linebackers and defensive backs, etc. The meetings were set ten minutes apart until 10:55 a.m. when the team went to the stadium.

The Wildcats always eat four hours before kickoff and go to the stadium two hours before kickoff. It is part of getting them psychologically ready to play.

Pre-game activities include the players walking around the stadium grounds, and getting the feel of the place, getting into their uniforms, last minute briefings, and warm-up drills beginning with the quarterbacks and receivers and concluding with the entire team on the field.

After the game, the team is transported directly back to Lexington and is fed a light meal on the bus or plane. Sundays are used for treatments by the trainer, lifting weights, and watching game films.

To say the process is complicated is to understate the situation. There are persons such as Sports Information Director Russell Rice who goes to the game site days in advance. Equipment Manager Tom Kalinowski drives to the game site in a two-ton truck with the equipment needed by the team, also ahead of time.

It is a caravan of football staff, players, and supplies and it is almost continuous throughout the season. It is a corporate level business requiring corporate level management. It is major college football.

Meet The Players



Wildcat defensive end Richard Abraham sings the National Anthem prior to the UK-Ole Miss game last year in Commonwealth Stadium. (UK Photo Services).

VARSIY PROFILES

RICHARD ABRAHAM DE Soph. 6-2³/₄ 230 20 (3/8/60) Paducah Tilghman HS Coach Dan Haley Undecided Letters: 0

An injury in pre-season drills kept Richard out of action until the second game, when he participated in two plays against Indiana; action in all remaining games except Bowling Green, logging a total of 34 plays. Sang the National Anthem prior to the Mississippi game. Jayvee action. At Tilghman, member All-America squad chosen by NHSACA; All-State as DE, also played fullback. Earned three FB letters on defense, averaging 10 tackles a game and recovering five fumbles senior season, while also gaining 664 yards in 114 carries; also 50 solo tackles on specialty teams. One of premier basketball players in first region, and runnerup in the Class AA state track meet in the shot put as a junior.

FRED ACKISS OT Soph. 6-5 19 (6/14/61) Lexington Henry Clay HS Coach Jake Bell Pre-Law Letters: 0

Fred will try for a varsity spot after spending last season on the Jayvee squad. An All-State prep performer, he was the driving force behind Henry Clay's 10-1 season in 1978. A three-year letterman, he was HM All-American.

RICHARD ADAMS OL Soph. 6-5 240 20 (5/24/60) Louisville Southern HS Coach Henderson Wilson Engineering Letters: 0

Richard did not see action until the third game, when he snapped the ball 32 times in a Wildcat victory over Maryland. Played in seven of the next eight games, logging total of 60 plays. Regular on the Jayvee squad. Won four letters each in football and basketball at Southern; captain of both teams senior year. Lettered in track (high jump, hurdles) as sophomore. TE and tackle on 1977 Southern team that won district playoff; All-District and HM All-State. Junior Class president, annual staff.

BRIAN ALLEN WR Soph. 5-10¹/₄ 178 20 (7/20/60) Michigan City, IN Rogers HS Coach Ron Lemon A&S Letters: 0

In addition to regular Jayvee action, Brian played 18 plays against Vanderbilt and one against Florida last season. Held out of competition the previous year after receiving an injury in fall practice. At Rogers HS, All-Conference, All-State flanker and running back; lettered in football, basketball and baseball; captain of football and basketball teams.


GLENN AMERSON LB Soph. 6-0¹/₂ 216 19 (11/11/60) Satellite Beach, FL

Satellite HS Coach Frank Guertin Business Letters: 0


After playing with the Jayvees last spring, Ben is expected to shore up a linebacking corps weakened by graduation losses. A three-year letterman and team captain at Satellite, played on teams that were 19-11. Honors include MVP, Lineman of the Year, Player of Week, All-Cape Coast, All-State. All-State Coast District/Space Coast wrestling champion in his class in 1979. Shot-put in track, Key Club, Varsity Club, Bufu Club.




ABRAHAM



ACKISS



ADAMS



ALLEN

BEN ANSLEY Soph. LB 6-0 $\frac{1}{2}$ 213 19 (7/22/61) Atlanta, GA
Lakeside HS Coach Wayman Creel Business Letters: 0

Ben saw action in the Bowling Green and Georgia varsity games and in Jayvee games last year. All-County and All-State at Lakeside, where he earned three football letters; also lettered in basketball and track. Member AAA state semifinalist. Defensive Player of Year at Lakeside, Metro All-Star; co-captain. Generally regarded as one of the best heavyweight boxers in Southeast. U.S. Golden Gloves champ in '78. All-Conference in shot put (54'8") and discus (163').

DAVID BOND Jr. OG 6-4 $\frac{1}{2}$ 245 21 (6/20/59) Trenton, OH
Edgewood HS Coach Dale Robertson Business Letters: 1

After spending his freshman year with the Jayvees and being held out of action as a sophomore, Dave played with the Jayvees last season and saw action in six of the last seven varsity games to earn his letter. At Edgewood, two-year starter DE-OE; first team Ohio All-State, Golden Triangle and Southwestern Ohio teams; Dayton Journal-Herald All-Star; All-League first team three years; starting center basketball; first baseman-pitcher.

JAMES BOWEN DT Soph. 6-2 230 19 (7/16/60) Louisville
Durrett HS Coach Sterling Eddelman A&S Letters: 0

Limited to Jayvee action in 1979, James moved into a No. 2 tackle position in the spring but can expect only limited action while playing behind such established players as Earl Wilson, Tim Gooch and Kevin Kearns. At Durrett, All-County, All-District and HM All-State; member basketball and track teams; shot-put 48'11".

EFFLEY BROOKS NG Jr. 6-0 $\frac{3}{4}$ 230 20 (2/8/60) Columbus, OH
Linden McKinley HS Coach Paul Hudson Business Letters: 1

Effley saw action in all but the Ole Miss game last season, logging 357 plays and finishing as ninth leading tackler with 33 solos, 18 assists, five TBLs for -22 yards. Three letters as FB-LB at McKinley, where he was All-City, All-Metro, All-District, All-State, All-America on teams that finished 17-10 and earned '78 district championship. Team captain.

**AMERSON****ANSLEY****BOND****BOWEN**

RANDY BROOKS FB Sr. 5-8½ 185 23 (4/11/57) Louisville Valley HS Coach Eddie Crum A&S Letters: 3

After a one-year absence due to disciplinary probation, Randy is making a strong bid to earn back his starting fullback spot. Shared duty there with 1979 starter Shawn Donigan in the spring until Donigan was sidelined with a shoulder injury. Randy received a shoulder injury against LSU in 1978, but played well enough to earn SEC "Back of the Week" honors. Carried 17 times for 121 yds.; 49-yard run set up third-quarter TD. Although he missed three games due to injury, Randy finished as third leading rusher (90 attempts for 375 yards and two TDs) and fifth leading receiver (seven catches for 69 yards); also returned five kickoffs for 81 yards with a long return of 33 vs. Mississippi State. Became starter in final two games of 1976 season, finishing with 27 carries for 177 yards, two passes caught for TDs of 17 and 52 yards, four kickoffs returned for 63 yards. Carried eight times for 66 yards in the Peach Bowl. At Valley HS, led Jefferson County scorers with 19 TDs and 119 points in 1974; tied for fifth in 1975 with 10 TDs for 60 points. In 1976 AAA track meet, cleared 6'3" to finish second in the high jump.

Rushing:

	G	Att.	Yds.	Avg.	Gm. Avg.	TD	LR
1976	11	27	117	4.3	10.6	0	12 UT
Peach Bowl	1	8	66	8.3	66.0	0	15 NC
1977	8	90	375	4.2	46.9	2	49 LSU
Total	20	125	558	4.7	27.9	2	49 LSU

Receiving:

	G	Cgt.	Gm. Avg.	Yds.	Avg.	TD	LG
1976	11	2	0.2	69	34.5	2	52 MD
1977	8	7	0.9	69	9.9	0	18 PSU
Total	19	9	0.2	138	7.1	2	52 Md.

Kickoff Returns:

	No.	Yds.	Avg.	TD	LR
1976	4	86	21.5	0	30 MS
1977	5	81	16.2	0	33 MS
Total	9	167	18.6	0	33 MS

Scoring:

	TD	FG	X Pts.			TP
			K	P	R	
1976	2	0	0	0	0	12
1977	2	0	0	0	0	12
Total	4	0	0	0	0	24

RICK BUEHNER QB Jr. 6-0 185 21 (2/14/59) Louisville
St. Xavier HS Coach Mike Stewart Marketing Letters: 0

Rick transferred to UK from Notre Dame after completing the 1977 and 1978 seasons as a defensive back for the Irish. At St. Xavier, All-State and All-America QB of teams that won 31 consecutive games and were state champs in 1975 and 1976; captain football. Three-year record was 35-2. Lettered in basketball two years, track four years (100, 220, long jump). National Honor Society, Student Government.

ROBERT BYRD LB So. 5-11½ 204 Miami, FL
Coral Gables HS Coach Garry Ghormley Business Letters: 0

Robert saw limited action in eight varsity games and was a regular Jayvee performer last season. At Coral Gables, a two-year starter for teams that were 9-1 and 6-4 during his junior and senior years, respectively. All-City and second team All-State.

JIM CAMPBELL Jr. TE 6-2½ 224 20 (11/9/59) Louisville
Trinity HS Coach David Moore Business Letters: 2

Bothered by injuries during most of his brief UK career, Jim started the 1979 season off by stepping on a nail a day before fall "Picture Day." He started and played 60 snaps in the opening game against Miami and played in the remaining five games before a practice injury put him out of action the remainder of the season. Saw his first action in the second game of the 1978 season and then missed only one of the remaining 10 games. At Trinity, All-State, All-American as school won state football titles in 1976 and '77. Scored decisive TD in '76 game; lettered in basketball and track. Treasurer Student Council, Honors Program. East-West All-Star.

Receiving:


	G	Cgt.	Avg.	Yds.	Gm. Avg.	TD	LR
1978	10	4	0.4	64	16.0	0	24 VPI
1979	6	1	0.2	2	2.0	1	2 MS
Total	16	5	0.3	66	4.1	1	24




E. BROOKS



R. BROOKS



BUEHNER



BYRD

ROBERT COBB OT Jr. 6-2³/₄ 240 21 (3/21/59) Sheffield, AL
Muscle Shoals HS Coach Jerry Brooklin Business Letters: 0

Absent from game competition for two years due to a redshirt year and a year on disciplinary probation; action with the Jayvees in 1977. At Muscle Shoals, All-State, team captain, Outstanding Offensive Lineman, "M-Club," junior class president, Boys state ('76), shot put in state meet, heavyweight wrestler.

MICKEY COCHRAN OT Soph. 6-3 250 20 (1/10/60) Owenton
Owen County HS Coach Ray Cochran Ph. Ed. Letters: 1

After sitting out his freshman year, Mickey saw extensive action, mostly as a starter, in all but the West Virginia game, which he missed due to an injury, last season. Coached by father at Owen County, he was All-State as OB and DE-DT-LB; four-year All-Conference, twice HM All-State; sophomore MVP, junior offensive MVP and captain and MVP as senior. Third in region in shot (47'1") and discus (146'5"). Track team captain.

DAVE DECKER OT Soph. 6-6 235 19 (11/26/60) Olmsted Fall, OH
Olmsted Falls HS Coach Dick Cromwell Agr. Letters: 0

Dave played Jayvee ball last fall and missed most of spring practice with an injury. At Olmsted Falls, All-Conference with 1978-79 SWC champions; also lettered in basketball and track. All-Conference in shot (54'8") and discus (163'). Four years Student Council, three years class president.

JEFF DENNIS DE Soph. 6-1 210 19 (1/17/61) Cincinnati
Wyoming HS Coach Bob Lewis Communications Letters: 1

Jeff earned Freshman All-America Honors (Blue Chip Magazine) as a defensive end last season and then switched to LB in the spring. Starter from beginning, logged 782 plays last season, finishing with 42 solos, 27 assists, seven TBLs for -48 yards, an interception (returned 19 yds. vs. WVA) and a kickoff return (23 yds. vs. Miami). At Wyoming, Associated Press All-State, Ohio AA "Lineman of the Year" and co-winner of "That's My Boy" award, which is presented to the best scholar athlete in the Greater Cincinnati area. Four-year letterman in football, track and wrestling. School had combined record of 40-3 during his varsity years, runnerup Ohio State AA in '76, champion in '77 and 10-0 in '78. National Merit Scholarship semifinalist for blacks, president Drama Club.

SHAWN DONIGAN FB Jr. 5-11½ 213 20 (3/14/60) Louisville

Harry Doss HS Coach Danny Leason A&S Letters: 2

Shawn led Wildcat rushers and was third in the Southeastern Conference with 847 yards (187 attempts) and four touchdowns; also caught three passes for 23 yards. Broke into varsity action with a single play in the opening game of 1978, missed the next two games and then participated in 15 plays against Penn State. Came into his own against Mississippi that season, logging 73 plays, but missed final two games with an injury. During seven games, carried 23 times for 63 yards and caught two passes for 15 yards. As senior at Doss, gained 1,752 yards on 270 carries, scored 22 TDs and 140 points. Honorary captain Courier-Journal & Times All-State; East-West All-Star.

Rushing:

	G	Att.	Yds.	Avg.	Gm. Avg.	TD	LR
1978	7	23	63	2.7	7.6	0	8
1979	11	187	847	4.5	17.0	4	41 TN
Total	18	210	910	4.3	50.6	4	41 TN

Receiving:

	G	Cgt.	Gm. Avg.	Yds.	Avg.	TD	LR
1978	7	2	0.3	15	7.5	0	12 MI
1979	11	3	0.3	23	7.7	0	10 MI
Total	18	5	0.3	38	7.6	0	12

JAKE DRUG NG Soph. 6-2½ 224 21 (4/1/59) Welland, Ont.

Welland HS Coach Eugene Oleskiuw Forestry Letters: 0

Jake earned three letters as a DT for the Tigers, who were 7-1 in 1978, when he was team captain. Played forward on 1976 All Ontario AA championship basketball team; 1st in Southern Ontario wrestling 1979.

BRENT EDWARDS Jr. OG 6-1 210 21 (4/2/59) Rocky River, OH


Rocky River HS Coach Jerry D. Olsen Bus. Letters: 0

Brent had a big game against Florida last season, seeing a total of 50 plays of action. He also played in games against West Virginia, Bowling Green and Vanderbilt. At Rocky River, he was a three-sport letterman in football, basketball and baseball. Also Rocky River President of Student Faculty Advisory Committee.

BOB FOGLE OG Soph. 6-3¼ 253 19 (5/22/61) Marion, IN

Marion HS Coach Richard Lootens Education Letters: 0

Bob saw extensive Jayvee action and participated in five of the last seven varsity games. At Marion, earned three football letters as a tackle and was named All-Conference and All-State. Team captain in football and wrestling (22-4 record as a heavyweight). Three letters wrestling and track. Conference champion and state finalist shot put, with best of 54'. North-South Game.

**CAMPBELL****COBB****COCHRAN****DECKER****ROD FRANCIS FB Soph. 6-0 206****Manual HS Coach Buddy Pfaadt A&S Letters: 0**

Rod saw extensive Jayvee action and played in three of the final four games, logging seven plays vs. Bowling Green, 11 vs. Vanderbilt and one vs. Florida. Used primarily as a blocker, carried seven times for 50 yards, with long run of 23 vs. Vanderbilt. All-State performer at Manual, where he rushed for 1,508 yards and scored 137 points in 1978.

JOE FREEMAN LB Jr. 5-9 205 21 (5/31/59) Lexington**Lafayette HS Coach Jim Poynter A&S Letters: 1**

Joe saw action in all but two games last season, mostly on specialty teams, and was credited with two solos, four assists. A walk-on, saw action in the final three games of the 1978 season. Two letters at Lafayette; also track (long jump), wrestling (185 lbs.) and basketball letter winner. Second, power-lifting competition, Chattanooga Open 1978.

TIM GOOCH DT Sr. 6-2 241 21 (10/4/58) Hawesville**Hancock County HS Coach Jerry Griffin BGS-Real Estate Letters: 3**


Tim finished 1979 as the second leading tackler with 68 solos, 38 assists and five TBLs. Earned first letter as a sub in 1976, getting 27 solos and 21 assists, plus a tackle and an assist in the Peach Bowl. Received knee injury in opening game of following season; came back in 1978 with 25 tackles, including five behind the line. At Hancock County, All-Area and All-State, earning three letters and playing on teams that were 6-3, 8-3.

Tackles:


	Solo	Asst.	TBL	Yds.
1976	24	17		
(Peach Bowl)	5	2	2	- 7
1977	30	22	4	-12
1978	19	6	5	-10
1979	68	38	5	- 7
Total	146	85	16	-36




DENNIS



DONIGAN



DRUG



EDWARDS

Rushing:

	G	Att.	Yds.	Avg.	Gm. Avg.	TD	LR
1979	3	7	50	7.1	16.7	1	23 VA

**TOM GRIGGS PK Jr. 5-10 180 20 (6/6/60) Lexington
Tates Creek HS Coach Roy Walton Business Letters: 1**

Tom played only in the opening game against Miami last season, hitting both his extra point attempts and missing a field goal attempt. As a frosh in '78, hit six of nine FGs and 15 of 19 extra points to lead team scorers with 33. All-City, All-State HM at Tates Creek while earning three letters as FB-PK for teams that were 29-8 his varsity years and state runner-up in '76.

**DEANT. HALL OG Soph. 6-1 1/2 217 19 (6/11/61) Grayson
East Carter HS Coach Gary McDowell Business Letters: 1**

Dean broke into varsity action the third game of the season and played in all remaining games except Florida. Participation in Jayvee games gave him limit allowed. Switched to LB in spring. At East Carter, four-year letterman at various positions. All-Conference, All-Area, All-State, team captain both football and track. Ran high hurdles with best time of 15.4 in the 100. Beta, Student Action in Education, FCA.

**TERRY HENRY QB Soph. 6-0 192 19 (6/29/61) Knoxville, TN
Rule HS Coach Bob Polston A&S Letters: 1**

Due to the quarterback injury situation at the beginning of the 1979 season, Terry was moved from runningback and saw his first varsity action in the fourth game of the season, logging 53 plays against Mississippi. He had his best game of the season the following week against LSU at Baton Rouge and played in all the remaining games. Terry led UK passers with 30 completions in 76 attempts for 408 yards and five touchdowns. He carried 88 times for 281 yards and a touchdown. At Rule HS, he was quarterback on Bear teams that were 8-2 in 1976, 6-4 in 1977 and 8-2 in 1978. Team captain senior year. Member 1977 regional championship basketball team.



FOGLE



FRANCIS



FREEMAN



GOOCH

Rushing:

	G	Att.	Yds.	Avg.	Gm. Avg.	TD	LR
1979	7	88	281	3.2	40.1	1	19 LSU

Passing:

	G	Att.	Cmp.	Avg.	Int.	Pct.	Yds.	TD	LP
1979	7	76	30	4.3	6	39.5	408	5	36 TN

**STEVE HRICENAK OG Sr. 6-1 226 21 (8/29/59) Clarks Summit, PA
Abington Heights HS Coach Mike Hemah Business Letters: 1**

Steve saw limited action in the first three games of 1979, then pulled heavy duty in the West Virginia and Ole Miss games while spelling injured center Ken Roark. Steve missed the next two games with an injury and participated in the final four games to earn his varsity letter. At Abington Heights, second team All-State LB, winner Hooky Reap Award symbolic of top defensive lineman; All-Big II two years, Athlete of Week both junior and senior years, top 100 players in Big 33 selection; "Headhunter of the Year" two years; Lou Palazzi Award winner; wrestler with 17-0 record, 11 pins.

**CHARLIE JACKSON RB Jr. 5-10³/₄ 187 22 (8/29/58) Georgetown
Scott County HS Coach Bill Wilson Business Letters: 0**

Charlie ran well in the spring after playing defense for the 1979 "Scout" team while sitting out a one-year probation. Held out of competition the previous year after participating in three Jayvee games in 1977, rushing 26 times for 100 yards, scoring two TDs, catching a pass and returning two punts 11 yards and a kickoff 19 yards. Lettered four years at Scott County, All-American, All Mid-State, All-State. Tailback for state champion Cardinals in 1976.

**CHRIS JACOBS DB Sr. 6-0¹/₂ 175 22 (9/8/58) Miami, FL
Coral Gables HS Coach Marvin Williams Business Letters: 2**

Chris was a starter on defense and had logged 319 plays in the first four games when he received a broken arm in practice and was out for the season. Intercepted a pass in the opening game and had 13 solos and three assists for the season. Held out of action in 1977 after seeing extensive action with '76 Jayvees. Participated in



GRIGGS



HALL



HENRY



HRICENAK

nine games to earn a letter in 1978. At Coral Gables, All-Conference football and baseball; 100-yard dash (9.8) in track.

**RANDY JENKINS QB Fr. 6-1 190 19 (3/12/61) Stickleyville, VA
Pennington Gap HS Coach Don Daniels Business Letters: 0**

Randy entered varsity action as a punter in the opening game last season, averaging 32.7 on five punts. Before a regional TV audience at Bloomington, he substituted for an injured Mike Shutt early in the first quarter and finished the game with five completions in eight attempts for 33 yards while leading a UK comeback that fell short. He was 11 UK offensive plays into the Maryland game and moving the Wildcats on a scoring drive the following week when he received a broken ankle and was out for the season, finishing with eight of 12 for 82 yards and no interceptions.

Rushing:

	G	Att.	Yds.	Avg.	Gm. Avg.	TD	LR
1979	3	9	-11	-1.2	-3.7	0	7 IN

Passing:

	G	Att.	Cmp.	Avg.	Int.	Pct.	Yds.	TD	LP
1979	3	12	8	2.7	0	66.7	82	0	23 MD

Punting:


	No.	Yds.	Avg.	LP
1979	14	455	32.5	49 IN

**BEN JOHNSON DB Soph. 5-11 180 21 (9/27/59) Hampton, VA
Bethel HS Coach Dennis Kozlowski Telecommunications Letters: 0**

Ben saw action in seven varsity games and also participated with Jayvees last season. Battled for No. 1 spot at DB in spring. Held out of action as a freshman in 1978. At Bethel HS, All-District, All-Regional and All-State; also track letterman (100-9.8, 120hh-14.5) on 1976 state title squad.



JACKSON



JACOBS



JENKINS



JOHNSON

CHRIS JONES RB Soph. 6-1½ 196 20 (8/9/60) Danville
Danville HS Coach Steele Harmon Undecided Letters: 1

Chris finished the 1979 season as UK's second-leading rusher (to Shawn Donigan) with 142 carries for 770 yards and five touchdowns, good for seventh in the Southeastern Conference. He had 85 yards receiving and a 17-yard kickoff return for 872 yards, fifth in SEC all-purpose running, two yards ahead of teammate Donigan. Chris scored seven TDs and two two-point conversions to lead UK scoring with 46 points. At Danville, one of most highly sought prospects in nation in '78. Two-time All-State, All-America, All-Conference, All-Area football; All-Conference basketball; named top runningback in state in '77; scored 136 points as junior, 114 pts. as senior, rushing for more than 1,000 yards each season. First in state sprint competition—100 (9.9), 220 (21.9). Held out of competition UK freshman year due to injury.

Rushing:


	G	Att.	Yds.	Avg.	Gm. Avg.	TD	LR
1979	11	142	770	5.4	70.0	5	57 TN

Receiving:

	G	Cgt.	Gm. Avg.	Yds.	Avg.	TD	LR
1979	11	11	1.0	85	7.7	2	36 TN

CHUCK JONES NG Jr. 6-2 205 23 (4/4/57) Glasgow
Glasgow HS Coach Bill Jones Art Letters: 3


Chuck saw action in all varsity games last season, finishing with 12 solos, 12 assists and one TBL to earn his third UK football letter. After first lettering in 1976, Chuck was held out of action the following year; saw action in all but two games in 1978. At Glasgow, three-year letterman and two-time All-State for Scotties, who were District, SKAC and SKY champs his sophomore year; district, SKAC champs junior year; SKAG champs sr. yr. (35-6 overall). East-West game. Track sprint and relay teams. Art Club president two years, chess club secretary, yearbook editor.




CHRIS JONES



CHUCK JONES



KEARNS



LONG

**KEVIN KEARNS DT Soph. 6-1 235 20 (1/6/60) Lexington
Tates Creek HS Coach Roy Walton Business Letters: 1**

Kevin got off to a tremendous varsity start before missing the fourth game (W.Va.) with an injury. He participated in three more games before a knee ailment forced him out of the final three games. Despite missing four games and most of another, he finished as the team's sixth tackler with 43 solos, 17 assists and three TBLs. At Tates Creek, All-State, All-City on three-time district championship teams that compiled an overall record of 29-8. Also three letters in baseball, member South Lexington Connie Mack World Championship team.

**GREG LONG DB Jr. 5-11³/₄ 190 21 (7/22/59) Lexington
Henry Clay HS Coach Jake Bell Business Letters: 1**


Greg's big moment came in the Vanderbilt game, when he had a 45-yard interception return for a touchdown. He saw action in the first four games, missed the next three, and then saw extensive action as the season wound down. Finished with 17 solos, seven assists. Led 1977 Jayvee runners (28 carries for 168 yards and a TD) and receivers (10 catches for 115 yards) before being held out in 1978. At Henry Clay, two football letters, All-City, All-CKC, All-State, team captain, East-West game.

**DAVE LYONS DE Soph. 6-2¹/₄ 202 20 (2/9/60) Pikeville
Johns Creek HS Coach John O'Brien Ph. Ed. Letters: 1**


A pre-season injury kept Dave out of action most of the season; however, he managed to log 39 plays in four games and get on the books with two tackles. After a good spring practice, expects much more playing time. Held out of action as Frosh in '78. At Johns Creek, lettered four years in FB, baseball and basketball; All-Area LB; captain of all three teams and president of Varsity Club and senior class.

**ROB MANGAS TE Soph. 6-2 213 20 (3/25/60) Toledo, OH
Central Catholic HS Coach Mike Beier Topical-Stats. Letters: 0**

Rob came to UK as a quarterback, but switched to TE last season after being held out of action in 1978. Limited action against Vanderbilt and Florida before logging 35 plays against Tennessee. Caught two passes for 23 yards. At Central, "Player of the Year" in Toledo, All-District, All-City and All-State HM. Lettered in three sports, took both sectional and district championships in discus, setting new school




LYONS



MADDOX



MANGAS



MARZAN

record (161'10"). Maintained scholastic average of 4.0 overall; honor roll, president senior class, valedictorian, "Most Outstanding Senior Athlete."

**HENRY MARZAN LB So. 6-0 200 21 (6/2/59) Columbia, SC
Spring Valley HS Coach Joe Turbeville Tele-Com. Letters: 0**

Henry earned two football letters at Spring Valley, where he was an All-Conference and All-State performer with Viking teams that were 8-3 and 12-2 his junior and senior years. Spring Valley won the region and lower state titles in 1977, '78. Henry also played on regional champion baseball teams at Spring Valley. He played football at Wurzburg, Germany, during his freshman and sophomore years and also was a German and European All-Star centerfielder and pitcher.

**RICK MASSIE WR So. 6-1 182 20 (1/16/60) Paris
Bourbon County HS Coach Jack Massie A&S Letters: 0**

Rick earned two letters as a receiver/DB for the Colonels, earning All-Mid State and HM All-State honors. Lettered in basketball as a senior; earned five letters in track, participating in the triple (42' 3 1/2") and Long Jump 22'0") competition. Beta Club, Latin Club, Camera Club, Yearbook sports editor.



**LARRY MCCRIMMON QB Soph. 6-2 1/2 198 20 (7/14/60) Tampa, FL
Hillsborough West HS Coach Billy Turner A&S Letters: 1**

As a freshman in 1977, Larry saw his first varsity action in the third game of the season, logging three plays against Maryland, and then had 12 plays against Penn State before taking over in a substitute role at Oxford and leading the Wildcats to victory over Ole Miss. He finished the season as starting quarterback with stats that included 35 completions in 106 attempts for 752 yards and eight TDs, along with 11 interceptions. He returns to varsity action this season after a one-year suspension.

At Hillsborough, passed for more than 1,400 yards and 13 TDs, completing 60 percent of his attempts. Captain of football, basketball and track teams; president senior class; won Golden South Classic discus competition (197'8"); North-South game.

Passing:

	G	Att.	Cmp.	Gm. Cmp.	Int.	Pct.	Yds.	TD	LP
1978	9	106	35	3.9	11	33.0	752	8	80 FL

**MASSIE****McCRIMMON****McDANIELS****MEAUX****Rushing:**

	G	Att.	Yds.	Avg.	Gm. Avg.	TD	LR
1978	9	54	-65	-1.2	-7.2	0	12 TN

**FRANK MCDANIELS TE Soph. 6-1³/₄ 226 20 (11/3/59) Harlan
James A. Cawood HS Coach Boyd Fox A&S Letters: 1**

Frank saw extension action last season in all but the Vanderbilt game, which he missed entirely. Caught three passes for 94 yards, including a 73-yard reception against West Virginia. Held out of action in 1978. At Cawood HS, All-State DE two years, second team All-State OB; MVP for '77-'78; participated in three regional, one district championship game. Four-year letterman.

Receiving:


	G	Cgt.	Gm. Avg.	Yds.	Avg.	TD	LR
1979	10	3	0.3	94	31.3	0	73 WV

**VENUS MEAUX DB Jr. 5-10¹/₂ 186 21 (5/14/59) Harrodsburg
Harrodsburg HS Coach Alvis Johnson Business Letters: 1**

Meaux is back from a one-year suspension to fight for his old starting position at defensive back, where he logged more than 800 plays and was the team's third leading tackler (56 solos, 20 assists) in 1978. He also intercepted two passes. In his freshman year, Venus saw action in six varsity games and led Jayvees in interceptions with three. At Harrodsburg, HM All-America DB; four-year letterman, football, track; state champ 220 (22.6), runnerup 100 (9.8); Central Kentucky long jump champ (23'11").

**CRAIG MILLER DT Jr. 5-11¹/₄ 240 20 (7/7/60) Michigan City, IN
Rogers HS Coach Ron Lemon Psychology Letters: 0**

Craig saw action in all games except the opener last year, but fell short of the number of plays needed for varsity letter. Credited with two tackles and an assist. Held out of competition freshman year after coming to UK as All-America selection from Rogers HS, where he also was All-State and All-Conference while playing FB and both LB and NG on defense. Also baseball catcher.

**MILLER****MOLLS****MOTLEY****PARKS**

ANDY MOLLS S Soph. 5-9³/₄ 181 19 (9/23/60) Parma Heights, OH
Valley Forge HS Coach Glen Preising Education Letters: 1

Slated as the No. 1 free safety this fall, Andy saw action in all games last season, working his way into the starting lineup in the second game. Finished as fifth leading tackler with 49 solos, 20 assists and one sack for -9 yds. Intercepted three passes to tie Larry Carter and John Bow for team honors; knocked down four passes, caused a fumble and recovered a fumble.

At Valley Forge, three-letterman in FB, basketball, track, captain FB, basketball. First team AP and UPI. Best games—255 yds. rushing; 22 points basketball; 21'7" long jump. Scored his first TD on a mid-air fumble during soph. year. Student Government, Senior Class Advisory Board, North-South All-Star.

GREG MOTLEY DB Sr. 6-0¹/₂ 187 21 (10/6/58) Glasgow
Glasgow HS Coach Bill Jones History Letters: 2

Greg missed the final five games of 1979 after receiving a broken collarbone against LSU at Baton Rouge. He had 13 solos, 10 assists and an interception up to that time, along with two fumbles caused, a fumble recovered and an interception caused. A sometime starter in 1977, he played in all but the Georgia game the following year, finishing with 27 tackles (17 & 10), two TBLs and an interception.



At Glasgow, All-State AAA as RB, All-State defensive second team; three-year letterman in FB, baseball, basketball; scored 20 TDs, gained 1,500 yds., intercepted three passes as senior; total of 15 interceptions in three years.

Tackles:

	Solo	Asst.	TBL	Yds.
1977	2	3	0	0
1978	17	10	2	- 8
1979	13	10	1	- 4
Total	32	23	3	-12

HENRY PARKS RB Jr. 5-10 170 21 (8/29/59) Harrodsburg
Harrodsburg HS Coach Alvis Johnson R&S Letters: 1

Henry returns from a one-year suspension to fight for a position in the Wildcat backfield, where he was third leading rusher (65 carries, 266 yds., 1 TD) in 1978. He also caught three passes for 95 yards and a TD and led the team in kickoff returns

**PETTY****PORTELA****PORTIS****POULTON**

with 14 for 334 yards. Played five varsity games in Frosh season, carrying 13 times for 61 yards and catching two passes for 33 yards.

At Harrodsburg, scored seven TDs, 44 points and made 406 yards rushing in a 53-0 romp over Berea; finished season with 1,965 yds. rushing, averaging 7.5 per carry. His 32 TDs and 208 points led Kentucky scorers. Class A All-State as junior; letters in basketball, baseball, track (100 in 9.9, 220 in 22.4).

Rushing:

	G	Att.	Yds.	Avg.	Gm. Avg.	TD	LR
1977	7	13	61	4.7	8.7	0	14 BAY
1978	11	65	266	4.1	24.2	1	13 TN
Total	18	78	327	4.2	18.2	1	14

Receiving:

	G	Cgt.	Gm. Avg.	Yds.	Avg.	TD	LR
1977	7	2	0.3	33	16.5	0	23 GA
1978	11	3	0.3	95	31.7	1	45 VPI
Total	18	5	0.3	128	25.6	1	45

TOM PETTY DB Soph. 5-10½ 180 19 (3/12/61) Indianapolis, IN
Lawrence Central HS Coach J. R. Bishop Business Letters: 1

Tom saw limited action in all but the Indiana game, playing mostly in specialty situations. Finished season with four tackles, one assist; returned 19 kickoffs 392 yards to finish fourth in the SEC in that category. At Lawrence Central, earned All-State, All-Conference, All-County honors to go with three football letters; All-Sectional, All-Regional and three letters basketball; fourth in state low hurdles, third in high hurdles, along with three track letters; captain football, basketball. North-South game.

JUAN PORTELA WR Jr. 5-11½ 185 20 (8/5/60) Key Biscayne, FL
Coral Gables HS Coach Garry Ghormley Business Letters: 1


After playing at quarterback for the 1978 Jayvees and participating in the 1979 spring game at that position, Juan was moved to a receiver spot and then "reacti-



ROARK



ROE



RYAN



SCHROEDER

vated" at QB after Mike Shutt and Randy Jenkins were injured early in the season. Sharing duties as a starter with Terry Henry, he completed 18 of 45 passes for 316 yards and two TDs; carried 48 times for 132 yds. A brother of Auburn's graduated placekicker Jorge Portela, Juan starred three years at QB for Coral Gables and served as team captain. Forward on soccer team that was district, regional and state champion.

DONALD PORTIS OG Soph. 6-2½ 243 19 (10/31/61) Louisville
Thomas Jefferson HS Coach Don Pope Engineering Letters: 0

Don hopes to move into a varsity supporting role after participating in Jayvee action last year. At Thomas Jefferson, All-County, All-District, All-Region, HM All-State. State AAA champion in shot (54'3½"); basketball center, Honors program, Human Relations Committee president, Student Advisory Committee, German Club, Senior Steering Committee.

CHRIS POULTON K Soph. 5-11½ 187 19 (2/26/61) Columbus, OH
Upper Arlington HS Coach Pete Corey Business Letters: 1

Chris took over as team punter after Randy Jenkins was injured early in the Maryland game. He finished the season with 51 punts for 1,884 yards, a 36.9 avg. with a long punt of 55 yards vs. Maryland.



KEN ROARK C Sr. 6-2¾ 230 22 (2/19/58) Middlesboro
Middlesboro HS Coach Tom Stapleton A&S Letters: 2

Ken enters the 1980 season as a bonafide candidate for All-Conference and All-America honors, but he must avoid such nagging injuries as ones that kept him out of two games in mid-season of last year and out of most of spring practice. Saw action in all 11 games in 1978, with the high point (88 plays) coming in a victory over Ole Miss at Oxford. Held out of action in 1977 after seeing quite a bit of service with the Jayvees and a little varsity action in 1976.

At Middlesboro, four-year letterman and two-time All-State (C-NG) as the Yellow Jackets compiled a 32-11 record; also All-District in basketball, baseball catcher.

DONALD ROE DE Soph. 6-2½ 205 20 (4/5/60) Smithfield, OH
Buckeye North HS Coach Joel Cockley Ph. Ed. Letters: 0

Don saw his first varsity action the fourth game of last season, finishing the

**SHADOWEN****SMITH****SMYTH****STREIN**

season with four tackles and two assists; also Jayvee participant. At Buckeye North, captain football, baseball and basketball senior year, earning a total of eight letters in three sports. School was 22-8 during his three varsity football years. All-Conference, All-District and special mention All-Ohio at LB; also third team All-State QB. Third All-Valley in batting . . . grand slam homer in baseball playoff game. Varsity Club president.

ANDY RYAN DE Sr. 6-2½ 185 21 (12/29/58) Murray
Murray HS Coach John Hina Bus. Adm. Letters: 1

Andy saw action in the final seven games of last season, finishing with seven solos, eight assists and three TBLs for -14. Expects to make strong challenge for end position this fall. At Murray, All-State, All-American, All-WKC; four letters in football, two track and basketball; "Best All-Around Student." National Honor Society.

SCOTT SCHROEDER LB Soph. 5-10½ 182 19 (7/20/61)
Satellite Beach, FL
Satellite HS Coach Frank Guertin Psychology Letters: 1

Scott missed the first and eighth games of the season, but saw enough playing time to earn a varsity letter, playing mostly on specialty teams. Credited with one tackle, six assists. At Satellite, All-State, three-year letterman, team captain, MVP, two track letters, weight-lifting championship.

TODD SHADOWEN TE Soph. 6-3½ 216 21 (7/24/59) Hanson
North Hopkins HS Coach Steve Tweddell Bus. Adm. Letters: 0

Plagued by injuries during his career, Todd finally saw action in the eighth and ninth games of the season, logging 49 plays against Vanderbilt. Came to UK as a quarterback, but high school injury kept him out of action in 1978. Three-year letterman at North Hopkins, AP All-State; also basketball All-District and All-State and MVP during junior and senior years. East-West game.

CHUCK SMITH LB Sr. 6-0½ 216 22 (12/21/57) Louisville
Jefferstown HS Coach Jim Jordan Social Studies Letters: 2

Chuck was third leading tackler last season with 56 solos, 39 assists and two TBLs. Caused a fumble, knocked down two passes. Earned first varsity letter in



TAYLOR



VENABLE



WATSON



WILLIAMS

1978 after breaking into varsity against VPI and Vanderbilt the previous year. At Jefferson, four-letterman in football; school's first overall All-Stater; also All-County; member basketball and track (shot) teams.

**GERALD SMYTH OT Soph. 6-4½ 259 19 (11/2/60) Englewood, OH
Northmont HS Coach Ned Booher Dentistry Letters: 1**

Jerry saw action in five of the first six games last season and had earned a starting berth when a shoulder injury received in practice shelved him for the remainder of the season. Nagging injury slowed him somewhat in spring drills.

At Northmont, first team All-State; three letters for Thunderbolts, MCC champs in 1977, '78, with 10-0 seasons. All-MCC junior and senior years, team's MVP; three baseball letters. North-South football game.

**RICK STREIN PK Jr. 5-10½ 207 21 (12/19/58) Montoursville, PA
Montoursville HS Coach Charles Bowman Bus. Adm. Letters: 1**

After kicking off for the varsity in 1978, Rick started out in the same manner last season, but took over the place-kicking chores after the opening game; hit 10 of 15 extra point and six of 16 FG attempts, with long kicks of 42 yds. At Montoursville, three letters for teams that went 23-9 his varsity career. Also four letters track, finishing sixth in state high jump; two letters wrestling, district and regional champion, sixth in state. East-West football game.

**GEORGE TAYLOR DT Soph. 6-2 244 20 (12/18/59) Mayfield
Mayfield HS Coach Jack Morris A&S Letters: 0**

Limited to Jayvee action that was stopped by an injury last season, George hopes to log some varsity time this season. Held out of action as Frosh in '77. At Mayfield, four-year letterman FB and track, captain FB, All-State, East-West game.

**PETE VENABLE RB Soph. 5-11½ 192 20 (6/10/60) Somerset
Somerset HS Coach John Cain A&S Letters: 1**

Operating as the No. 1 substitute in the backfield all season, Pete finished as third leading rusher, chalking up 460 yards on 92 carries, including an 82-yard TD run against Bowling Green, UK's longest of the season. Caught two passes for 23 yds.


At Somerset, led Briar Jumpers to an 8-4 record and runner-up position in Class AA playoffs, gaining 1,692 yds. and scoring 21 TDs senior year; more than 3,000



WILSON



WIMBERLY



YOUNG

career yds. Second in 100, winner 220 and 440 in state A track meet. Three letters FB, four track; captain both teams '78. In state championship game of '78, rushed for 143 yards, registered 99 yds. receiving for all but five yards of his team's total offense.

Rushing:

	G	Att.	Yds.	Avg.	Gm. Avg.	TD	LR
1979	11	92	460	5.0	41.8	1	82 BG

Receiving:

	G	Cgt.	Gm. Avg.	Yds.	Avg.	TD	LR
1979	11	2	0.2	16.	8.0	0	12 IN

ALLAN WATSON SE Soph. 6-2 186 19 (4/1/61)

North Miami Beach HS Coach Tim McDonald A&S Letters: 1

Allan saw action in all but the Ole Miss game last season, finishing third among UK receivers with seven catches for 92 yards, with a long catch of 20 vs. Tennessee. He is expected to take up the slack resulting from the graduation of Felix Wilson, who set school passing records for season and career yardage.

A three-year starter at N. Miami Beach, Allan caught 33 passes and also played defense his senior season.

STEVE WILLIAMS OT Jr. 6-4³/₄ 253 21 (3/19/59) Lexington

Lafayette HS Coach Jim Poynter Business Letters: 1

Taking over a starting position from the very beginning, Steve logged a total of 774 plays last season. A durable performer, he picked up in the spring where he left off in the fall and will be a key person in the success or failure of the offensive line this fall. A three-year letterman and All-State tackle at Lafayette; team captain in '77.

EARL WILSON DT Jr. 6-3³/₄ 252 21 (9/13/58) Atlantic City, NJ
Atlantic City HS Coach Ron Brandt Letters: 2

Returning after a one-year suspension, Earl seeks to regain the upper hand at tackle, where he started the second game of his freshman season and then established himself the following year. Finished 1978 season with 28 solos, 15 sacks and five TBLs for -15 yds. As a reserve the previous year, credited with 12 solos, 14 assists and two sacks for -17 yds. At Atlantic City, played both offense and defense, named to various all-conference and all-star teams. South Jersey "Lineman of the Year," All-Press Area. Also track team.

GREG WIMBERLY WR 5-8¹/₂ 20 (3/23/60) Miami, FL
Miami Sr. HS Coach Jerry Boyce A&S Letters: Cowley JC—2

Greg comes to UK from Cowley JuCo, where he was first team All-Kansas JC, All-Region 6 national JCAA. He completed the 1979 season with 33 receptions for 569 yards and three TDs; in 1978, he had 21 receptions for 351 yards and two TDs.

LEE YOUNG NG Sr. 6-0 211 20 (3/6/59) Louisville
Seneca HS Coach Joe Blankenship Business Letters: 0

After seeing action in the final three games of last season, Lee entered spring practice as a back-up at noseguard, where he hopes to log more action in a depth-thin position. At Seneca, All-State senior year after after four years on squad; team captain in '76.

FRESHMAN PROFILES

KERRY BAIRD WR 6-3 185 (10/21/61) Franklin
Franklin-Simpson HS Coach James Mathews

In leading Franklin-Simpson to the state AAA title, Kerry rushed 122 times for 831 yards and seven TDs, caught 22 passes for 569 yards and eight TDs, and totaled 16 TDs and 102 points. His other TD came on a fumble recovery against Belfry in the AAA final. Baird played safety on defense and intercepted nine passes. Rated one of the Fourth Region's best basketball players and state AA hurdles champion three straight years, setting meet record of 36.89 in 330 intermediate in 1979 and topping that with 38:15 this year. Co-champ in the 110 high hurdles (14.4), second in 3:00-meter low hurdles in 1980 State AA Championships.

RON BOJALAD OG 6-3 230 18 (5/2/62) DuBois, PA
DuBois Area HS Coach Bob Buriak

A four-letterman in football, Ron earned AP honors as All-State DT and was CenPac All-Star DT and Beavers' "Lineman of the Year." Also earned four letters track (shot, discus) and was team captain football, track; one letter basketball. Caused fumble and had a sack for West in Pennsylvania All-Star game.

TOM BOYLE QB 6-3 200 19 (7/3/62) Satellite Beach, FL
Satellite HS Coach Frank Guertin

A three-sport star at Satellite, Tom was football team captain and an All-County baseball player (1b) last season. His best performance as a senior was a 289-yard passing total last October against Martin County, the No. 1 team in the SpaceCoast Conference. Tom finished the season with 1300 yards passing and earned such titles as MVP, Outstanding Back and Most Valuable Offense. He began his career as a freshman and then started for the Scorps as a sophomore, leading them to an 8-2 record. He was a member of the 1977 Satellite county champion baseball team and earned two letters as a basketball forward. Football honors include All-Space Coast, All-Cape Coast, All-America. Likes to hunt and fish.

WILLIAM H. BURSE TE 6-4 210 19 (9/3/71) Hopkinsville
Hopkinsville HS Coach Dan Sundberg

A diamond in the rough, Bill was known as "Spudnick" at "Hoptown," where he competed only one year in football, scoring 11 touchdowns in the process. A four-letter performer (football, basketball, track and cross-country) during various stages of his career with the Tigers, he won the state 220 and performed in the AAU meet in Nebraska. Placed second in 400-meter dash (50.0) in 1980 State AAA Championships.

DON CORBIN OT 6-7 255 12 (12/23/61) Miami, FL
Southwest Miami Sr. HS Coach Jim Kroll

As a defensive tackle for the Southwest High Eagles, Don earned two letters and scored the highest defensive points total on the team. He was captain of the football team in 1978 and captain of the wrestling team in 1977. His hobby is music.

CHRIS DORAZIO LB 6-2½ 212 17 (11/19/62) Houston, PA
Chartiers-Houston HS Coach John Haught

Chris earned a total of 10 letters in football, wrestling and baseball at Chartiers-Houston and served as team captain in all three sports last season. He was a member of championship squads in football, baseball (2) and wrestling (2). He led the team in tackles in 1978, when the Buccaneers finished with a 10-0 record and the Southern Conference championship. He was All-Conference the past two years, All-PIAL and PIAA state championship in football. The Eagles were 21-9-1 during his three years as a letterman. He compiled a 30-2 wrestling record, including 22 pins, last season and was Section 6 champion. His 13-1 pitching record led the Eagle baseball team to a PIAA berth. He was 55-8 and All-State during four years on the mound.

MIKE DUNCAN NG 5-11 215 18 (2/18/62) Atlanta, GA
Therrell HS Coach Joe Walls

An honorable mention All-State, Eddie lettered in football the past two years as a defensive tackle and offensive guard, for the Panthers, who finished the 1979 season with a 10-2 record. He was football captain last season and lettered three years as a catcher in baseball.

CHRIS FERENCE OE 6-3 230 Hubbard, OH
Hubbard HS Coach Ed Glass

Chris was named All-Steel Valley "Player of the Year" and Trumbull County POY; picked for player pool for All-Ohio team. Championship wrestler.

JOHN GRIMSLEY DB 6-2 195 18 (2/25/62) Canton, OH
McKinley Sr. HS Coach John Brideweser

A three-year letterman at strong safety and split end, John was co-captain of the 1979 Bulldog team that finished 7-2-1 after an 8-2 season in 1978 and a 10-2 season in 1977. During those years, he garnered such honors as All-Ohio (2nd team), All-County, All-AAC, All-District, All-NE Ohio, Inland District All-Star and McKinley MVP. His most memorable moment was playing before 21,000 fans at a McKinley-Massillon game. Participant North-South All-Star Game.

JAMES L. HASTY OT 6-4 232 Louisville
St. Xavier HS Coach Mike Stewart

Named to second team All-State on offense.

RICHARD HATFIELD 6-2 205 18 (6/1/62) Franklin
Franklin-Simpson HS Coach James Mathews

A two-year letterman at tackle, center and end, Richard was team captain of the 1979 AAA championship team that finished 14-1 after defeating Belfry for the state title. While playing on teams that also finished high (10-1 in 1977, 9-4 in '78), Richard earned such honors as All-State HM, All-District II, All-Region I, and All-Southern Kentucky. Fishes as a hobby.

GORDON JACKSON RB 6-1 180 18 (11/12/61) Etowah, TN
McMinn Central HS Coach Eddie Rich

One of the most versatile players in the history of McMinn Central football, district champions in 1977 and 1979, Gordon made All-State two years on both offense and defense, earning AA "Player of the Week" honors four times in two years. As a senior, rushed for 1,458 yards, caught 31 passes for 386 yards and four TDs; fourth in state in scoring with 101 points. Leading tackler, five interceptions; returned two punts for TDs of 78 and 68 yards, two others returned more than 51 yards; one kick-off returned for TD. All-Tri State, All-East Tennessee. Three letters FB and track (220), one basketball; FB, basketball captain. All-Region basketball.

CAMERON JACOBS OE 6-3 210 (3/10/62) Coral Gables, FL
Coral Gables HS Coach Gary Ghormley

An honorable mention All-State, "Cam" was 1979 "Defensive Player of Year" at Coral Gables; DE and TE on Cavalier team that was 9-1 and conference co-champion last year. Brother Chris is a senior on Wildcat team.

GREGG JOHNSON OL 6-3 225 19 (7/29/61) Pittsburgh, PA
North Hills HS Coach Jack McCurry

A three-year letterman, Gregg played on teams that were 23-9, with a 10-2 record and WPIL semifinal finish in 1979. All-Conference, All-WPIL, 3 North All-Star press teams, Coaches Magazine A-A. Threw javelin (69'). Football captain '79.

JOHN G. JONES S 6-3 175 18 (1/2/62) Marion, IN
Marion HS Coach Richard Looten

During three years as a DB-TE-LB for the Marion Giants, John earned such honors as All-State, All-Conference, All-County and selection to the North-South All-Star game. He also earned three letters in track (110, 220, 440) and was a member of the state finalist 880 relay team. He was team captain in both football and track last year and lettered on the 1980 NCC champion Giant basketball team. Hobbies include drawing, swimming and bicycling.

RON KNOTT OG 6-4 231 17 (10/9/62) Louisville
Bishop David HS Coach Denny Nash

Ron lettered four years in the offensive line for Falcon teams that had a combined record of 18-5. He was first team All-State, All-District, All-County and All-Region and honorable mention All-America. Hobbies include backgammon, music.

LAWRENCE LEE FB 6-0 175 17 (12/20/62) Paducah
Tilghman HS Coach Dan Haley

One of the fastest signees on the 1980 freshman squad, Lawrence led Tilghman to the 1980 State AA track title with three individual titles and one relay win. He was clocked at 10.7 in winning the 100-meter dash, 22.0 in winning the 200-meter dash and 48.7 in winning the 400-meter dash. Then he anchored the victorious mile relay team. He won state titles last year in the 100 (9.7) and 200 (22.1)-yard dashes and ran fourth leg on the winning 800 and mile relay teams; repeated as champ in the 100 with a 9.9 after running a meet record 9.6 in the semifinals. Second team All-State football, Tilghman MVP in football.

GREG LICHTENBERGER OT 6-6 230 18 (3/12/62) Temple Terrace, FL
King HS Coach Jerry Durnin

Greg was offensive tackle on Lion teams that won the district championship with an 8-2 record in 1978 and finished 4-6 last season. A three-letter winner in track, he throws the discus 135' and the shot 44', finishing second in the state in the discus.

KEITH MARTIN OT 6-3 232 17 (4/6/62) Owensboro
Owensboro Catholic HS Coach Jim Wilson

Noted for tackles behind the line, Keith lettered three years for the Aces, earning All-State HM and All-City as a junior and All-City both offense and defense, All-Conference and All-State as a senior. He was captain in both football and basketball last season. Lists horses as is hobby.

MIKE MUCHNICKI DT 6-3 250 18 (10/25/61) Willoughby, OH
Willoughby South HS Coach James Chapman

During Mike's three varsity years, Willoughby South had an overall 22-7-1 record that included a GCC championship. He served as team captain his freshman year, missed his sophomore year and then was team captain again as a senior. Honors include All-State, All-Conference, All-County, All-District, All-Scholastic and member of East squad in Save-A-Sight Game last August. He lettered in basketball as a freshman and in wrestling as a junior. He was vice president of the Student Council as a freshman, vice president of his class as a sophomore, Boy's State and Citizenship Award.

KEVIN MCCLELLAND LB 6-3 206 18 (9/21/61)
Massillon Washington HS Coach Mike Currance

Kevin was a UPI All-State LB on the 1979 Tiger squad that finished 10-0. He earned three letters as a linebacker and one letter as a basketball forward. He was second team All-Ohio, All-County, All-Conference and a North-South participant.

TY RICHMOND DB 6-2 200 18 (10/11/61) Amarillo, TX
Amarillo HS Coach Larry Dippel

A versatile performer, Ty carried 143 times for 736 yards (5.1 ypc) and four TDs, caught five passes for 95 yards and punted 28 times for a 37.1 average. He also ran back kickoffs for the 1979 district champion Sandies team. Best individual effort was 247 yards rushing last Oct. 26. He earned three letters each in football, basketball and track and was team captain in both football and track the past two years. He was fourth in the 330-yard low hurdles (38.7) while competing in the Kentucky state championship his junior year. Member Student Council and Top at Amarillo HS.

EDDIE SIMMONS DB 6-2 175 Richmond
Madison Central HS Coach Joe Lovell

Before suffering a sprained ankle, which sidelined him for the last 2½ quarters of the Class A final against Bellevue, Simmons caught 33 passes for 1,102 yards and eight TDs. He rushed for 525 yards and two TDs; intercepted 11 passes as a defensive safety, returning three for TDs. In the playoff semifinal, returned the opening kickoff 96 yards for a TD against Russellville. Basketball coaches voted him the best player in the 11th Region; also a sprinter in track.

JEFF SMITH LB 6-4½ 235 18 (1/19/62) Springfield
Washington County HS Coach Jimmy Reed

Jeff earned a total of 12 letters—four each in football, basketball and baseball—at Washington County. Described by his coach, Jimmy Reed, as "the best total football player in the state," Jeff gained 1,529 yards rushing on 256 carries for a 5.9 average. He averaged 41.2 yards on 44 punts, kicked field goals of 36, 27 and 23 yards, and was 18 for 20 on extra points. His 24 touchdowns and one two-point conversion run gave him 173 points, third highest in the state. Defensively, Jeff returned one intercepted pass 30 yards for a touchdown against East Hardin and he scored on a fumble recovery against Bardstown.

CHRIST THOMAS DT 6-6 235 18 (12/25/61) Peru, IN
Peru HS Coach Richard Byrd

Chris played center and tackle on the 1979 Tiger team that defeated Delta for the Division 5 championship. A four-sport letterman, he earned All-State HM in football and second team all-conference in basketball. He competed in shotput and discus in track and was a first baseman in baseball. He won the Rotary award as MVL-Offense and the Tribune award on defense. All-Area and other such awards.

STEVE WILLIS DE 6-2 200 18 (5/25/62) Cincinnati, OH
Moeller HS Coach Jerry Faust

Described by his coach, Jerry Faust, as a player with "phenomenal speed" (4.4/40), Steve is the first player from perennially powerful Moeller to sign a UK football grant. A four-sport star, he played on Moeller football teams that were 9-0, 9-1, 9-1, and 12-0. He was captain his senior year and played on championship teams in football (1976, 1979) and basketball (1980). He placed second in the 100-yard dash (10.0) and first in the 440 (49.0). He won All-State and various other honors.

STATISTICALLY SPEAKING ABOUT 1979 **(Southeastern Conference Only)**

— TEAM —

TOTAL OFFENSE—Ranked 8th (322.4)
TOTAL DEFENSE—Ranked 2nd (269.6)
RUSHING DEFENSE—Ranked 2nd (157.4)
PASSING DEFENSE—Ranked 3rd (112.3)
SCORING DEFENSE—Ranked 3rd (13.0)
SCORING OFFENSE—Ranked 7th (16.4)
PASSING OFFENSE—Ranked 9th (82.5)
RUSHING OFFENSE—Ranked 4th (239.8)

— INDIVIDUALS —

RECEIVING—Felix Wilson—6th (33 for 534 yds., TDs)
PUNT RETURNS—Larry Carter—5th (31 for 221 yds., 1 TD)
KICKOFF RETURNS—Tom Petty—4th (19 for 382 yds.)
RUSHING—Shawn Donigan—3rd (187 for 847 yds., 4 TDs); Chris Jones—7th (142 for 770 yds., 5 TDs)
ALL-PURPOSE RUNNERS—Chris Jones—5th (872 yds.); Shawn Donigan—6th (870 yds.)

Feeding the Wildcats

The average male student consumes each day approximately 2,500 calories in his diet in order to perform his daily tasks. The average Kentucky football player, it is estimated, needs 5,000 calories daily.

To put that into a more graphic description, Ms. Ann W. Anderson, the registered dietitian that supervises the Wildcat training table, says that for every 500 calories above 2,500 the average male normally eats, he would gain a pound or about five pounds per day.

However, the enormous intake is only enough to give football players the energy and protein needed to maintain their level of exercise.

What the team eats is left up to the individual. The menu is about the same as for other Kentucky students eating in one of the four dining halls, but the amount differs. The players are allowed to eat as much as they would like.

Ms. Anderson is the manager of Donovan Hall Cafeteria. She has been working as a dietitian for the University since 1955 but has worked with the football team since 1974.

Donovan Hall houses a Wildcat decorated dining facility in its basement, adjacent to student dining, that is solely the lair of the football team. It not only

serves as a dining room but also as a handy place for coaches to post schedules, notes and instructions on the bulletin board in order to communicate with the large team.

They are served three meals per day in Donovan Hall and are encouraged to eat all three. "They need to eat all their meals," says Ms. Anderson. "The coaches occasionally check to make certain that they do, especially breakfast but most of the players are good about eating."

According to Ms. Anderson, the players have a preference for raw vegetable salads, fruits, tossed salads and balanced diets. Even though two pastries are usually offered for dessert, they usually choose ice cream sundaes and milk shakes which they can make for themselves. We don't tell them that they can't have the pastries because that would just make them want them more," says the dietitian.

Even though the menus are heavy on protein, the staff watches the players' protein intake because too much can be harmful. However, the serving line is heavy in protein-rich foods such as eggs, milk, and cottage cheese.

Available at breakfast is frozen orange juice and other juices, fried



Dietitian Ann Anderson, left, and "Mrs. T" serve the Wildcats. (Lexington Productions photo).

eggs, pancakes or waffles, scrambled and hard boiled eggs, bacon, sausage, ham, creamed chip beef, hash brown potatoes or grits, cold and hot cereal.

For lunch the team has a choice of two entrees plus hamburgers, two sandwich items, salad bar with shaved beef, ham and turkey for chef salads, vegetables and soup.

The evening meal consists of the same type foods as lunch plus pudding and jello. Beverages for the meals include milk, chocolate flavored milk, coffee, tea, imitation fruit drink, and soft drinks.

"The only thing that they all generally like is French fries," says Ms. Anderson. "I tell them they'd eat French fries whether they were good or not."

Serving the players is one of their favorite people, Mrs. Lula Taylor. Affectionately known as "Mrs. T," the petite lady knows every player.

In the morning when there is more time to talk with the players because they don't descend on the serving line all at once, "Mrs. T" jokes with them and learns their names and family histories. "Mrs. T" knows everything about all of them," laughs Ms. Anderson. "She is just a real friendly person and they all love her to pieces."

When the school year begins, and there is a new crop of freshmen players,

"Mrs. T" makes certain that within the first two weeks she knows all their names. According to Ms. Anderson, "Mrs. T" helps to make the young players feel more at home at the University and makes the meals more enjoyable for the older ones.

The atmosphere in the training table room is relaxed. Without their uniforms, the players look less like athletes and more like students. Because of differing class schedules, they come and go at various times and enjoy their meals at a comfortable pace. A designated place to eat does not mean that they eat in regimented strictness under close supervision of their coaches but that they have a convenient place to eat and that they get enough of the right foods to keep them healthy.

Ms. Anderson likes managing Donovan Hall cafeteria and dealing with the football players as well as the regular students that eat next door. "I think they're just fine," says Ms. Anderson. "They are real polite and are never any problem. I rarely even get a complaint."

It has been said that an army fights on its stomach. The same could be said for athletes including football teams which have a rigorous schedule of physical activity. At Kentucky, Ms. Anderson is the person responsible for keeping the team well-fed. It is a duty she enjoys.

KENTUCKY COACHES THROUGH THE YEARS

Years at UK	Coach-School	Tenure	Won	Record Lost	Tied	Pct.
1881	Unknown	1	1	2	0	.333
1882-1890	No Competition					
1891	Unknown	1	1	1	0	.500
1892	Prof. A.M. Miller (Princeton).	1/2	2	2	1	.333
1892-93	John A. Thompson (Purdue)	1 1/2	5	4	1	.600
1894	W.P. Finney (Purdue).	1	5	2	0	.714
1895	Charles Mason (Cornell)	1	4	5	0	.444
1896	Dudley Short (Cornell)	1	3	6	0	.333
1897	Lyman B. Eaton (Cincinnati)	1	2	4	0	.333
1898-99	W.R. Bass (Cincinnati)	2	12	2	2	.813
1900-01	W.H. Kiler (Illinois)	2	6	12	1	.342
1902	E.W. McLeod (Michigan)	1	3	5	1	.375
1903	C.A. Wright (Columbia)	1	7	1	0	.875
1904-05	F.E. Schact (Minnesota).	2	15	4	1	.775
1906-08	J. White Guyn (Kentucky)	3	17	7	1	.687
1909-10, '12	E.R. Sweetland (Cornell)	3	23	5	0	.821
1911	P.P. Douglass (Michigan).	1	7	3	0	.700
1913-14	Alpha Brumage (Kansas)	2	11	5	0	.688
1915-16	J.J. Tigert (Vanderbilt).	2	10	2	3	.733
1917	S.A. Boles (Vanderbilt).	1	3	5	1	.389
1918-19	Andy Gill (Indiana)	2	5	5	1	.500
1920-22	W.J. Juneau (Wisconsin).	3	13	10	2	.560
1923	J.J. Winn (Princeton).	1	4	3	2	.556
1924-26	Fred J. Murphy (Yale).	3	12	14	1	.463
1927-33	Harry Gamage (Illinois)	7	32	25	5	.556
1934-37	C.A. Wynne (Notre Dame).	4	20	19	0	.513
1938-42, '44	A.D. Kirwan (Kentucky)	6	24	28	4	.464
1943	No Team—War Year					
1945	Bernie Shively (Illinois)	1	2	8	0	.200
1946-53	Paul Bryant (Alabama)	8	60	23	5	.710
1954-61	Blanton Collier (Georgetown)	8	41	36	3	.531
1962-68	Charlie Bradshaw (Kentucky)	7	25	41	4	.379
1969-72	John Ray (Olivet)	4	10	33	0	.233
1973-78	Fran Curci.	7	41	35	2	.545
30 Coaches in 89 Seasons—Record for 824 Games . . .			426	357	41	.544


GALS' COACH FIRST UK MENTOR

Prof. A. M. Miller, who became Kentucky's first football coach in 1892, was chosen because he had learned about the game from sideline observations while a student at Princeton. His only previous coaching experience was at a girls' school in Pennsylvania. He coached four games and yielded to Jackie Thompson for the remaining three games.

Meet The Coaches



Former UK Football Coach John Ray visits with Fran Curci during a 1979 Wildcat practice session. (Cats' Pause Photo)



FRAN CURCI, HEAD FOOTBALL COACH
(Seven Years at UK 41-35-2; 12 Years Overall: 75-56-2)

Guiding a young, inexperienced and injury-riddled team to a 5-6 record in 1979, Fran Curci ended his seventh season at the University of Kentucky with a 41-35-2 overall record, a victory total equal to that of Blanton Collier, who was 41-36-3 at UK from 1954-61.

On the all-time UK coaching list, Curci is second only to Paul "Bear" Bryant, who had a 60-23-5 record from 1946-53.

Included in Curci's UK record are a conference co-championship and a Peach Bowl championship in 1976 and a 10-1 record in 1977, best for a Wildcat team since Bryant's 1950 team finished 10-1 and won the Sugar Bowl. The 1977 Wildcats were undefeated in conference play (6-0), but ineligible for the championship.

The 1979 Wildcats, weakened by the suspension of eight experienced players due to a dormitory infraction in the spring, got off to a slow start but finished strong, winning three straight games before losing to Tennessee, 20-17, on a field goal in the closing seconds.

They finished 5-6 and were tied for 5th in the Southeastern Conference with a 3-3 record, after having been selected to finish near the bottom by pre-season pollsters.

During his tenure at UK, Curci has been named SEC "Coach of the Year" by both wire services—UPI in 1973 and AP in 1977—and has finished high in the national balloting (1977).

He has produced four All-Americans and three Academic All-Americans at UK, which did not have an All-American of any type during the nine years before he

came to Lexington. He also has produced 10 All-SEC players named 15 times to the honor squads.

Curci came to UK from the University of Miami, FL, where he was head coach two years. He started his career as freshman coach there in 1962 after earning All-American honors as a quarterback for the Hurricanes in 1959 and playing QB for the old Dallas Texans in the AFL.

Curci went to Tampa as head coach in 1968, putting together a 7-3 season that included victories over Mississippi State and Tulane and earned him the Florida Sports Writers Association's "Coach of the Year" award, a recognition repeated in 1970.

His 1969 team finished 8-2, while his 10-1 record in 1970 included a 31-14 triumph over Miami and brought the Tampans the nation's No. 1 College Division ranking. Curci was runner-up for College Division "Coach of the Year" honors.

He coached the Hurricanes in 1971 and 1972.

A native of Pittsburgh, PA, Curci played his high school football in Miami, where he lettered three years as a quarterback at Archbishop Curley High and was All-City, All-Conference, Catholic All-State and his team's Most Valuable Player.

At Miami, where he was known as the "Mite-y Magician," he parlayed intelligence and desire to become All-America as a senior in 1959 after receiving All-America honorable mention in 1957.

He set Hurricane seasonal and career marks for total offense, most passes thrown, most passes completed and most yards gained passing. He was co-holder of the record for most passes thrown.

He rolled up 2,767 yards rushing and passing during his varsity career, breaking a total offense record that had stood for more than two decades. He captained the Hurricanes his senior year and climaxed his career by engineering a stunning upset of Michigan State.

After graduation in 1960 with a degree in marketing, he played one year for the Texans and then served as a lieutenant in the Army, coaching and playing football for the Fort Eustis team, which won the National Service championship in the Missile Bowl.

Curci has been selected seven times to coach in all-star games. He assisted Bear Bryant with the South team in Tampa's first annual American Bowl game five years ago, then served as South head coach the next year. He helped Charlie McClendon of LSU and Alex Agase of Northwestern direct the East in the Coaches All-America game and has also appeared at the North-South Game, Japan bowl, East-West Game and Hula Bowl.

He was elected to the Miami Sports Hall of Fame early this year.

FRAN CURCI

The name of Fran Curci was magic during his colorful, spectacular playing days in the late 1950s. He was known as the Mite-y Magician of University of Miami football. Sports writers and sportscasters selected him as one of the foremost sophomore pigskin stars in the nation for his outstanding running and passing in 1957. In one game, Fran's awesome football wizardry left University of Pittsburgh and a national TV audience gasping as the Hurricanes came racing home 28 to 13. For his daring, stunning performance, Fran drew high praise from then Pitt coach John Michelosen. "That little fellow never quits thinking out there", said Michelosen. "He broke our backs."




As a sophomore, Curci made Associated Press All-America honorable mention. As a senior, he was selected to the big Associated Press All-America team. That was 1959, the year he passed Michigan State of the Big Ten dizzy to the tune of 18 to 13.

"Fabulous" Fran became the first Hurricane ever to complete 100 passes in a season and to pass for more than 1,000 yards in a single year. The little quarterback—he stood only 5-9 tall and weighed only 152 pounds soaking wet—attained national attention for his uncanny running of the option play. Time after time, he would fake the opposition silly as he tossed the ball to a free running mate—or tucked it under his arm and slithered off downfield for important yardage in that split second when the opposition tackler had to commit himself. He was so quick that nobody could lay hands on him. "He's just fantastic with that split-second timing he has on laterals off the option play," said Andy Gustafson, then head coach of the Hurricanes. "He must have amazing eyes and reflexes to time his pitches so well," Gus said.

Curci was the first man opponent coaches talked about after every Hurricane game and they praised him to the sky for his feats on the gridiron. Adjectives such as "fantastic", "amazing", "fabulous", "unbelievable" were used by coaches and writers in describing the sensational play of the dynamic Hurricane field general.

Fran played both ways for Miami. On defense, he covered the field like a blanket from his deep back position. They just didn't pass in his area and get away with it. He went after the long heaves like an outfielder in baseball.

1980 UM Sports Hall of Fame Inductee



PRESENTATION TIME—University of Kentucky football coach Fran Curci is presented his plaque by Joe Schwartz, president of the University of Miami Sports Hall of Fame during ceremonies last March in Miami.


Fran could do just about everything. He hauled back kickoffs, led the team in punt returns, led in pass interceptions and even wound up punting at times. Once in a game against Oregon, the Hurricanes were caught without a punter. The scrappy little field general called on himself to attempt his first col-

lege punt. The punt rolled dead on the Oregon one and Miami wound up getting a safety and winning the game 2-0.

One more chore that Curci handled for the Hurricanes was serving as team captain during his senior year.

The Fran Curci Era At the University of Kentucky

- 1973— Best UK record (5-6) in 25 years; SEC "Coach of the Year," Courier-Journal "Man of the Year."
UK Home Attendance Records—250,136 season (5 games); 53,224 single game (Tennessee).
AP "National Back of Week"; UPI "Backfield of Week" honors to Sonny Collins vs. MSU.
- 1974— First winning season (6-5) at UK in 11 years; Best SEC finish (tie for 4th) in 9 years.
Upset victories over bowl-bound Vanderbilt (Liberty) and Florida (Sugar) on regional TV.
First UK All-Americans (Rick Nuzum, C; Elmore Stephens, TE) since 1965.
"Lineman of Week" honors to Art Still (South) and Tom Ranieri (national).
- 1975— Co-Coach, South in Shrine game; assistant coach, East in first Japan Bowl.
- 1976— Best UK record (9-3) since 1950; second conference (co-) championship in UK history.
First bowl appearance in 25 years for UK—Peach Bowl (UK 21, North Carolina 0).
Highest home attendance—393,483 (7 games); 57,733 vs. Georgia.
Two first round draft choices (Randy Burke, SE; Warren Bryant, OT).
- 1977— Best UK team (10-1) since 1950 (Sugar Bowl) squad (11-1).
First undefeated season (6-0) in Southeastern Conference competition.
Highest national season ranking (finished 6th) for any UK football team.
First consensus All-American (Art Still, DE) since 1965 (Sam Ball).
Record five Wildcats on All-Southeastern Conference team.
SEC "Coach of the Year" by both national wire services.
Third first round draft choice (Art Still) in two years.
- 1978-79— Best record (41-35-2) of any UK coach except Bear Bryant; Three All-Americans; 11 All-SEC players honored 16 times; Three Academic All-Americans; UK Record 10 Consecutive Wins in Conference—(Nov. 6, 1976-Oct. 14, 1978); UK record for most games TD scored—27 (Nov. 15, 1975-Oct. 23, 1978); Fran Curci SEC Coach of the Year 1973 and 1977; Attendance—40 Home Games 2,237,877—Average 55,947 per game. 25 players signed by NFL teams.




CHARLIE BAILEY, ASSISTANT HEAD FOOTBALL COACH
University of Tampa — 1962

Charlie came to UK in 1975 from Rice University where he served three years as defensive coordinator and was assistant head coach. A native of Poca, W. Va., he was a high school quarterback there, earning three letters each in football, baseball and basketball. As an end on both offense and defense, he lettered four years at the University of Tampa, being named outstanding lineman and team captain, among other honors. After graduating from Tampa, he coached one year each at Poca High and Brandon, Fla., High before serving as an assistant at Tampa from 1964-70. He was defensive coach for Curci one year at Miami before moving to Rice; served as UK defensive coordinator before being elevated to Assistant Head Coach in 1979.

COACH BAILEY: "Our biggest problem is to find players with experience. We just don't have that many that have lined up and played, especially at linebacker, where Chuck Smith is our only experienced performer. The only true veteran up front is Tim Gooch, although Jeff Dennis was a starter all the way as a freshman.

"Our biggest strength should be in the secondary, which depends a lot on Venus Meaux, who has returned from one-year layoff."



GEORGE CATAVOLOS, DEFENSIVE BACKS BS, MA, PURDUE UNIVERSITY—1967


George is a native of Chicago and a graduate of Cleveland's West Tech High School, where he was All-City and All-Scholastic offensive end and safety, and a basketball letterman.

He earned his bachelor's degree at Purdue and his M.A. there in 1969. A three-year letterman, he earned the Noble E. Kizer Academic Award his senior year and was co-captain and outstanding defensive back on the Boilermakers' 1967 Rose Bowl team.

After being drafted and trying out with the Philadelphia Eagles, he returned to Purdue to serve two years as a graduate assistant and then was at Middle Tennessee in 1969 and Louisville in 1970. He returned to Purdue in 1971, working with the secondary. He came to UK in 1977.

COACH CATAVOLOS: "We have some players with experience returning. The big thing is that we started slow last year and ended up third in the conference in pass defense. Chris Jacobs only played in four games, and was our best back up to that time. Greg Motley was hurt in the sixth game. Andy Molls did an exceptional job as a freshman.

"We look for the biggest position battle at strong saftey, where Motley, Meaux and Long give us more experience than we've had for some time. We also look for some of the incoming freshman to come in and back up these people."



DAN COUGHLIN, DEFENSIVE LINE **University of Miami—1962**

A teammate of Fran Curci and a two-year starter as offensive guard and linebacker at the University of Miami, Dan cut his coaching teeth at Coral Gables High School, where he spent nine years with the perennially powerful teams there. During his tenure, the Cavaliers won 102 games, lost nine and tied one, registering nine shutouts in 13 games in 1967 and winning two national championships. A native of Cleveland, he played his prep football at Benedictine High. After graduating from Miami, he coached one year at LaSalle High there. Dan came to UK with Curci in 1972.

COACH COUGHLIN: "This is the most important pre-season practice since we've been here as far as the down linemen are concerned. We have only one true, established, seasoned, proven football player in Tim Gooch. Kearns is coming off a knee operation and Wilson has been away from the game since 1978 and really doesn't have that much game experience.

"Help has to come from the incoming freshmen as far as back-ups are concerned. We just pray that nobody gets hurt."

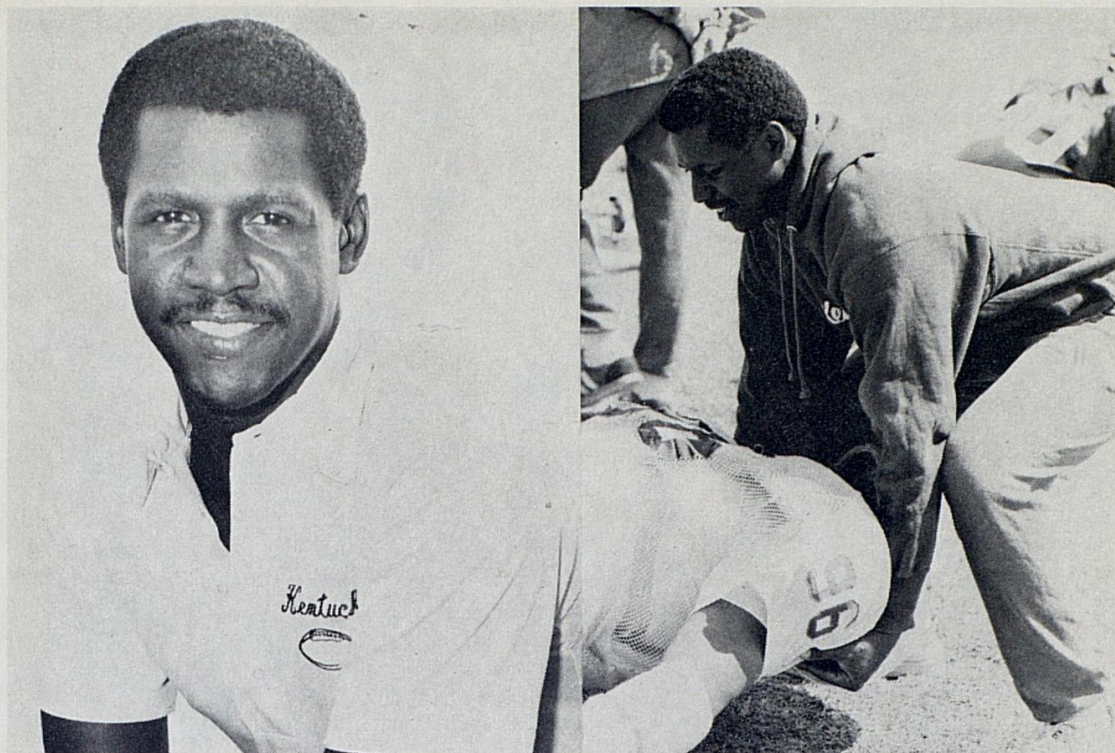


BILL GLASER, DEFENSIVE ENDS
Bellarmino College—1965

A native Kentuckian (Louisville), Bill came to UK in 1977 from Morehead State University, where he was defensive coordinator. He played offensive guard and linebacker at St. Xavier High School, in Louisville, and returned to St. X as an assistant coach after graduating from Bellarmine College. He became head coach in 1974. His teams won the state AAA crown in 1974 and the AAAA title in 1975. He was named Courier-Journal "Coach of the Year" in 1974, and in 1975 was selected to a similar honor by the Kentucky High School Coaches Association.

COACH GLASER: "With the loss of our starting left end, we have only Jeff Dennis who has played consistently. We are looking for support from Abraham, Roe, Lyons and Ryan. It is an all-sophomore group with the exception of Ryan.

"Our schedule dictates that we will face every type of offense with the exception of the single wing. That will place a lot of pressure on our perimeter people."



LARRY KIRKSEY, RECEIVERS **Eastern Kentucky University—1973**

Larry, a native of Harlan, came to UK in 1977 from Miami of Ohio where he was coach of wide receivers and supervisor of scouting. He played split end at Eastern Kentucky University where he earned four varsity letters and was named to the "Outstanding College Athletes of America." While at Eastern, he had 82 career catches for 1,155 yards. He received his bachelor's degree in 1973 and remained at ECU as a graduate assistant until July, 1974, when he joined the Miami University staff.

COACH KIRKSEY: We have only one guy—Allan Watson—with any playing time at all. Greg Wimberly has junior college experience and we expect a lot of help from such incoming freshmen as Kerry Baird and Eddie Simmons.

"It's a young group, but a good group. We will have more than one receiver who can help us."




CHARLIE MCCULLERS, OFFENSIVE BACKS **University of Tampa—1960**

Charlie joined the UK staff in 1979 after serving as OB coach at Vanderbilt the previous two years. A native of Plant City, FL, he was a three-year starter at tailback for Tampa, earning MVP recognition and serving as co-captain of the Spartans in 1960, his senior season. He joined the Tampa staff as a graduate assistant in 1961, was elevated to the varsity in 1962 and moved in 1964 to Wichita State. He spent the next two seasons at Parsons College before going to the University of Kansas, where he was offensive coordinator from 1967 until 1973. He was offensive backfield coach at Ole Miss three years before going to Vanderbilt.

COACH McCULLERS: "The offensive backfield will be better off because of experience, although it looks like Shawn Donigan could be lost for most or all of the season. Last year, we did not have a back who was proven or who had played to any degree. Jones, Venable and Francis return with experience, along with Brooks, Parks and Jackson, who missed last year. We will have players with more experience at quarterback.


"Our No. 1 priority is to improve our throwing game."



TOM TURCHETTA, OFFENSIVE LINE **Miami (FLA) — 1972**

Tom moved up to a full-time assistantship last year after serving as a graduate assistant at UK in 1978. He came to UK from North Miami Beach Senior High School, where he served two years as an assistant and three years as head coach. A native of Pennsylvania, he was an All-Catholic offensive and defensive tackle and the Outstanding Athlete (1967) at Altoona Catholic. He was co-captain and JuCo All-American (1969) as a center and LB at Taft Junior College in California. At the University of Miami, he was first team All-Southern Independent two years, Most Dedicated Player in 1970, co-captain and MVP 1971.


COACH TURCHETTA: "The offensive line is a question mark only because of inexperience. Ken Roark and Steve Williams are the only really experienced players. Smyth is coming off an injury and Fogle saw limited action last year."



MIKE CASSITY, ASST. DEFENSIVE BACKS
Kentucky — 1975

A native of Ft. Campbell, Mike earned letters as a defensive back for the Wildcats in 1973 and 1974. He was an assistant coach at Paducah Tilghman High School before returning to his alma mater last fall. At Ft. Campbell, earned three letters each in football, baseball and wrestling and captained each team. Honors included All-Western Kentucky, All-State in football, state wrestling champ in the 167 lb. class, played in East-West All-Star game. At UK, shared Kiwanis 110 Percent Award with Rick Nuzum and Marty Marks in 1973.

COACH CASSITY: "Viewing the UK program five years later than when I played, I see a tremendous improvement, not only in the program but also in the attitude of the players and the fans toward winning football at Kentucky."



ED MIDDENDORF, VOLUNTEER COACH Xavier University—1970

A native of Ft. Mitchell, Ky., Ed played high school football under Coach Tom Ballaban at St. Xavier in Cincinnati, and later returned to coach the defensive line as a varsity assistant. Ed graduated from Xavier in 1970 with a B.S. degree in psychology. While serving as a graduate assistant at UK, he received teacher certification in physical education, and then pursued a M.S. degree in sports administration.

MIKE SUMMERS, Graduate Assistant Georgetown—1978

Mike joined the UK staff last spring after four years as a defensive back at Georgetown College, where he received a B.S. in business administration in 1978. At Bates Creek High School, he was a member of the 1972 Commodore team that was undefeated state AA champion. He was captain of defense for the Kentucky team that had three goal line stands to beat the West Virginia all-stars, 7-0, in the 1974 Senior Bowl.

GREG NORD—Graduate Assistant Kentucky—1979

Greg joined the Wildcat staff after completing his college eligibility in 1978. He lettered in 1975, '77 and '78, starting in the center position and finishing as a tight end. His first collegiate reception was a 43-yard touchdown pass against Mississippi in 1977. He caught two more for 27 yards that season. His lone reception in his senior season was a 34-yard TD vs. Vanderbilt.

JOHN NOCHTA—Part-Time Assistant Kentucky—1978

After playing on the 1976 Peach Bowl champion Wildcat team, John became a student assistant at UK in 1977 and then served as a graduate assistant in 1978 and 1979, with responsibility in the offensive line. A native of California, PA, John specialized in centering for punts during his first two seasons, missed the 1975 season due to an injury and then saw regular duty at center in 1976.



**MIKE SHUTT — Graduate Assistant
Kentucky — 1980**

Mike joined the staff this year after earning his letter as a reserve quarterback in 1978. He started the first two games of last season, but was sidelined and ended up in the defensive backfield with a shoulder injury. A native of Louisville, he was a three-year letterman (QB-S), team captain two years, second team AAA All-State and a track letterman. His big moment at UK came at Homecoming '78, when he entered the game against Vanderbilt as a substitute and carried four times for 35 yards and a TD and completed two of five passes for 80 yards and a TD to earn MVP honors.

**DAN LEAL, CHIEF RECRUITER
Gannon College — 1960**

A native of Oakmont, Pa., as is Fran Curci, Dan played linebacker and halfback in high school there, and graduated from Gannon College in Erie, Pa. He spent eight years with Spang & Co. in Butler, Pa., before coming to UK as Curci's chief recruiter. He had served as unofficial recruiter for Curci in the Pittsburgh area since Curci started coaching and recruiting in the college ranks.

**WALT MCCOMBS, ASSOCIATE TRAINER
THE CITADEL — 1971**

WALT McCOMBS, Associate Trainer—McCombs first joined the UK staff in 1972 and returned in 1977 after a three-year stint at Clemson. A native of Belton, S.C., he is a 1971 graduate of The Citadel, where he was student trainer four years. Married to the former Shelby Burris of Belton, they have a daughter, Crystal.

**TOM KALINOWSKI
Equipment Manager**

A native of Middletown, Conn., Tom was manager of the football, basketball and baseball teams at Xavier High School. He served as student manager for the Wildcat football team, moved up to assistant equipment manager in 1977 and equipment manager in 1979.



AL GREEN
Head Trainer

Green came to the University in 1979 after serving five years as first-assistant at the University of Michigan. A native of Brooklyn, he attended John F. Kennedy High School in Bellmore, N.Y. and Lea College in Minnesota where he was trainer two years before transferring to U.M. He was graduate trainer at U.M. in 1973 before accepting a similar post at Arizona, returning to U.M. in 1974. He is married to the former Laurel Anne Kudla of Nutley, N.J. They have a son, Douglas.

JANICE AUBREY
Administrative Secretary

A native of Lexington, Janice joined the UK Athletics staff as chief recruiting secretary in February of 1980. She previously worked for the UK Personnel office. Janice is married to Don Aubrey who works in the UK electric shop. They have two daughters, Cathy, 11 and Cindy, seven.

JANETTA OWENS
Administrative Assistant to Coach Curci

Janetta joined the Athletics Association in July of 1980, making her the most recent addition to the UK football office staff. A native of Corbin, Kentucky, Janetta has lived in Lexington the last four years. She previously worked as Executive Secretary to the Commissioner for Mines and Minerals in the State of Kentucky. She is married to Lewis Owens. They have one son, Wade, who will begin his freshman year at UK in the fall.

JUDY FORD
Secretary

Judy Ford joined the UK Athletics department in April of 1980. Born in Owensboro, Kentucky, she has lived in Lexington for the last two years. Judy attended Woodford Co. High and Western Kentucky University. She handles general receptionist duties and works for the assistant coaches.


WILDCAT ALL-AMERICANS



**CLYDE
JOHNSON**
Tackle—1942



**BOB
GAIN**
Tackle—1949-50



**VITO
PARILLI**
QB—1950-51



**DOUG
MOSELEY**
Center—1951



**STEVE
MEILINGER**
E-QB-HB—1952-53



**RAY
CORRELL**
Guard—1953



**HOWARD
SCHNELLENBERGER**
End—1955



**LOU
MICHAELS**
Tackle—1956-57



IRV GOODE
Center—1961




**HERSCHEL
TURNER**
Tackle—1963




**RODGER
BIRD**
Tailback—1965




**RICK
NORTON**
Quarterback—1965




SAM BALL
Tackle—1965




ELMORE STEPHENS
End—1974




RICK NUZUM
Center—1974



**WARREN
BRYANT**
Tackle—1976




ART STILL
End 1974



TOM RANIERI
Academic 1974



MARK KEENE
Academic 1978



JIM KOVACH
Academic 1978

KENTUCKY'S BOWL RECORD

(Won 4, Lost 1)

Great Lakes Bowl

(Cleveland, Ohio)

1947	Kentucky	3	0	7	14-24
	Villanova	0	0	0	14-14
(Dec. 6, 1947—Attendance: 15,000)					

Orange Bowl

(Miami, Florida)

1950	Kentucky	0	7	0	6-13
	Santa Clara	0	0	14	7-21
(Jan. 2, 1950—Attendance: 64,816)					

Sugar Bowl

(New Orleans, La.)

1951	Kentucky	7	6	0	0-13
	Oklahoma	0	0	0	7-7
(Jan. 1, 1952—Attendance: 82,000)					

Cotton Bowl

(Dallas, Texas)

1952	Kentucky	7	6	0	7-20
	Texas Christian	0	0	7	0-7
(Jan. 1, 1952—Attendance: 75,347)					

Peach Bowl

(Atlanta, Ga.)

1976	Kentucky	0	0	7	14-21
	North Carolina	0	0	0	0-0
(Dec. 31, 1976—Attendance: 54,132)					

ALL-SOUTHEASTERN CONFERENCE PLAYERS

(Only first team mention makes the player eligible for listing.)

Year	Player	Position
1933	Ralph Kercheval	Back
1934	Bert Johnson	Back
1942	Clyde Johnson	Tackle
1944	Washington Serini	Tackle
1946	Wallace Jones	End
1947	Jay Rhodemyre	Center
1949	Harry Ulinski	Center
1949-50	Bob Gain	Tackle
1950-51	Vito Parilli	Quarterback
1951	Doug Moseley	Center
1951	Gene Donaldson	Guard
1951-52-53	Steve Meilinger	End-QB-HB
1953	Ray Correll	Guard
1954-55	Bob Hardy	Quarterback
1955	Howard Schnellenberger	End
1956-57	Lou Michaels	Tackle
1960-61-62	Tom Hutchinson	End
1962	Junior Hawthorne	Tackle
1963	Herschel Turner	Tackle
1964-65	Rodger Bird	Halfback
1964-65	Rick Kestner	End
1965	Sam Ball	Tackle
1967-68	Dicky Lyons	Back
1969-70	David Roller	Tackle
1971	Joe Federspiel	Linebacker
1973	James McCollum	Noseguard
1973	Darryl Bishop	Safety
1973-74-75	Sonny Collins	Back
1974-75-76	Warren Bryant	Tackle
1976-77	Art Still	End
1977	Derrick Ramsey	Quarterback
1977	Mike Siganos	Back
1978	Jim Kovach	Linebacker
1978	Dan Fowler	O. Guard
1978-79	Richard Jaffe	Noseguard

ALL-STAR GAMES PARTICIPATION

Charity Game, New York

1930 Floppy Forquer (G)
 Conrad Rose
 Tom Phipps (FB)

All-America Bowl

1975 Vin Hoover (TE) Steve Campassi (RB) 1971 Joe Federspiel (LB) 1970 Dave Hardt (E) (Lubbock) Dave Roller (T)	1969 Dick Palmer (E) (Tampa) 1968 Dicky Lyons (B) 1960 Calvin Bird (HB) (MV Back) 1959 Bobby Cravens (HB)
---	--

Copper Bowl, Phoenix, Ariz.

1960 Calvin Bird (HB)

Shrine North-South game, Miami, Fl.

1973 Darryl Bishop (S) Frank LeMaster (LB) 1971 Joe Federspiel (LB) (MVP) Bill Bushong (T) 1970 Dave Hardt (DE) Dave Roller (DT) 1969 Dick Palmer (E) 1965 Sam Ball (T) Rodger Bird (TB) 1963 Darrell Cox (HB)	1962 Jerry Woolum (QB) Dave Gash (E) Junior Hawthorne (T) 1952 Frank Fuller (T) Bob Fry (T) 1933 Ralph Kercheval (DB) (at Knoxville) 1932 Frank Seale (C) (at Baltimore)
---	--

Senior Bowl Game, Mobile, Ala.

1978 Jim Kovach (LB) 1977 Dallas Owens (WC) 1977 Randy Burke (SE) (MVP-OFF) 1975 Wally Pesuit (OT) 1966 Rodger Bird (TB) Rick Kestner (E) Sam Ball (T)	1963 Herschel Turner (T) 1955 Bob Hardy (QB) Howard Schnellenberger (E) 1954 Ray Correll (G) 1953 John Griggs (C) 1952 Babe Parilli (QB) 1951 Bob Gain
---	--

Senior Christian Bowl, Murfreesboro, Tenn.

1962 Tom Hutchinson (E) 1961 Irv Goode (C) 1957 Lou Michaels (T) Blanton Collier (Staff) 1956 Bob Dougherty (FB)	Dave Kuhn (C) J.T. Frankenberger (T) 1955 Bill Wheeler (T) Ray Callahan (G) Blanton Collier (Staff)
--	---

Hula Bowl Game, Honolulu

1979	Larry Carter (DB)	1964	Bill Jenkins (E)
1978	Jim Kovach (LB)	1963	Tom Hutchinson (E)
1977	Art Still (DE)	1962	Irv Goode (C)
	Fran Curci (Staff)	1961	Calvin Bird (HB)
1976	Warren Bryant (OT)	1957	Lou Michaels (T) (outstanding lineman)
1975	Sonny Collins (RB)	1954	Steve Meilinger (E)
1974	Rick Nuzum (C)	1951	Babe Parilli (QB)
1973	Darryl Bishop (S)		
1970	Dave Roller (DT)		

Blue-Gray Game, Montgomery, Ala.

1979	Richard Jaffe (NG)	1955	Bob Hardy (QB)
1978	Chris Hill (RB)		Dick Moloney (HB)
1977	Will Grant (C)		Howard Schnellenberger (E)
1972	Ken King (LB)	1954	Neil Lowry (G)
1968	Dicky Lyons (B)	1953	Tommy Adkins (C)
	Jeff Van Note (E)		Ralph Paolone (FB)
1966	Calvin Withrow (C)		Paul Bryant (Staff)
	Larry Seiple (WB)	1952	John Griggs (C)
1963	Herschel Turner (T)	1947	Jay Rhodemyre (C)
1962	Charlie Bradshaw (Asst. Coach Grays)		Wash Serini (T)
1961	Bob Butler (T)		Paul Bryant (Staff)
1960	Jerry Eisaman (QB)	1946	Wash Serini (T)
	Lloyd Hodge (G)		Leo Yarutis (G)
1959	George Boone (T)	1944	Wash Serini (T)
1958	Bobby Cravens (HB)	1942	Clyde Johnson (T)
	Jim Miller (G)		Clark Wood (T)
	Blanton Collier (Head Coach Grays)	1940	Joe Bailey (C)
		1939	Luke Lindon (T)

Shrine East-West Game, San Francisco

1977	Derrick Ramsey (QB)	1962	Tom Hutchinson (E)
	Art Still (DE)	1961	Irvin Goode (C)
	Dallas Owens (WC)	1958	Lou Michaels (T)
	Fran Curci (Staff)	1957	Bob Dougherty (B)
1975	Wally Pesuit (OT)		J.T. Frankenberger (T)
1974	Rick Nuzum (C)		Dave Kuhn (C)
1973	Bubba McCollum (NG)	1954	Ray Correll (G)
1972	Dan Neal (C)		Steve Meilinger (B)

College All-Star Game, Chicago

1966	Sam Ball (T)	1952	Babe Parilli (QB) (MVP)
	Rodger Bird (TB)		Doug Moseley (C)
1963	Tom Hutchinson (E)		Jim Mackenzie (T)
1962	Irv Goode (C)	1951	Bob Gain (T)
1958	Lou Michaels (T)		Walt Yowarsky (T)
1954	Steve Meilinger (E)	1950	Harry Ulinski (C)
		1948	Jay Rhodemyre (C) (MVP)

Coaches All-America Game (at Lubbock)

1970	Dick Palmer (DE)			Blanton Collier (Staff)
1966	Sam Ball (T) (at Atlanta)	1954	Steve Meilinger (E) (at Atlanta)	
	Rodger Bird (TB)		Ray Correll (G)	
1963	Tom Hutchinson (E)			
	(at Buffalo, N.Y.)			

Crusade Bowl, Baltimore, Md.

1962	Junior Hawthorne (T)
--------------	----------------------

Japan Bowl, Tokyo

1978	Kelly Kirchbaum (LB)	1976	Sonny Collins (RB)
1977	Art Still (DE)		Fran Curci (Staff)
	(Outstanding Def. Player)		

Canadian-American Game, Tampa, Fla.

1978	James Ramey (DT)
1977	Mike Martin (LB)

WILDCAT MASCOTS HAD COLORFUL NAMES

Over the years, Kentucky athletic teams have been spurred on by numerous colorfully named wildcat mascots. The first animal, named "Tom" was given to the University in 1921. He died quickly in captivity and was replaced by "TNT." Other live mascots followed—including "Whiskers," "Hot Tamale," and "Colonel"—only to pass from the scene due to death or being turned loose in the mountains after they did not thrive out of their native habitat.

ALL PURPOSE RUNNERS

Year	Player-Pos.	Rush	Rec.	PR	KOR	Yds.
1967	Dicky Lyons (TB)	473	76	390	474	1,413
1968	Dicky Lyons (TB)	392	201	256	447	1,396
1973	Sonny Collins (HB)	1,213	64	—	70	1,347
1965	Larry Seiple	446	635	00	159	1,240
1964	Rodger Bird	671	191	147	195	1,204
1975	Sonny Collins	1,150	—1	—	40	1,189
1965	Rodger Bird	646	133	1	382	1,182
1957	Bob Cravens	669	143	78	239	1,129
1962	Darrell Cox	363	310	131	296	1,100
1959	Calvin Bird	336	151	169	426	1,082
1974	Sonny Collins	970	23	—	73	1,066

SOME WILDCATS WHO PLAYED WITH THE PROS (UK Class in Parentheses)



George Blanda



Walter Yowarsky




Bob Gain



Sam Ball

John (Shipwreck) Kelly ('32), RB,
Brooklyn
Ralph "Babe" Wright ('32), T,
Dodgers
Bert Johnson ('37), T, Chicago,
Brooklyn
Noah Mullins ('42), OB, Chicago, New
York
Ermal Allen ('48), QB, Cleveland
Wash Serini ('48), T, Green Bay
Jay Rhodemyre ('48), center, Green
Bay
George Blanda ('49), QB, Chicago,
Houston, Oakland
Harry Ulinski ('50), center, Washington
Don Phelps ('50), QB, Cleveland
Lloyd McDermott ('50), T, Chicago
Dom Fucci ('51), back, Detroit
Walt Yowarsky ('51), T, Washington,
Detroit, New York
Don King (Fr.-'49), T, Cleveland,
Green Bay
Al Bruno ('51), end, Canadian League
Bob Gain ('51), T, Cleveland
Vito Parilli ('52), QB, Green Bay,
Cleveland, Boston, New York Jets
Frank Fuller ('52), T, Los Angeles, St.
Louis
Bob Fry ('53), T, Los Angeles
Gene Donaldson ('53), G, Cleveland,
Green Bay
Dick Shatto ('54), QB, Toronto
Steve Meilinger ('54), back-end,
Washington, Green Bay
Howard Schnellenberger ('56), end,
Hamilton, Vancouver
Bob Dougherty ('57), LB, Oakland
Lou Michaels ('58), E-K, Pittsburgh,
Los Angeles, Baltimore
Bob Talamini ('60), OL, Houston, New
York Jets
Calvin Bird ('61), OB, San Diego
Irv Goode ('62), C, St. Louis, Buffalo,
Miami
Tom Hutchinson ('63), E, Cleveland
Herschel Turner ('64), T, St. Louis
Sam Ball ('66), OT, Baltimore
Doug Davis ('66), OT, Minnesota
Rick Norton ('66), QB, Miami


Rodger Bird ('66), S, Oakland
 Rick Kestner ('66), E, Baltimore
 Larry Seiple ('67), OB-K, Miami
 Bob Windsor ('67), TE, San Francisco,
 Boston
 Calvin Withrow ('67), C, Green Bay
 Al Phaneuf ('68), DB, Montreal
 Dick Lyons ('69), DB, New Orleans
 Jeff Van Note, ('69), C, Atlanta
 Dick Palmer ('70), DE, Miami
 Dave Hardt ('71), DE, Boston
 Dave Roller ('71), DT, Giants,
 Philadelphia Bell, Green Bay,
 Detroit
 Cecil Bowens ('72), Bell
 Bill Bushong ('72), Florida Blazers
 Tom Crowe ('72), New Orleans
 Joe Federspiel ('72), LB, New Orleans
 Ken King ('73), LB, St. Louis
 Dan Neal ('73), C, Baltimore, Chicago
 "Bubba" McCollum ('74), Houston
 Darryl Bishop ('74), New England
 Jim Hovey ('74), New England
 Doug Kotar ('74), N.Y. Giants
 Jeff Woodcock ('74), N.Y. Stars
 Jack Alvarez ('74), Atlanta
 Tom Ehlers ('75), LB, Philadelphia,
 Buffalo
 Frank LeMaster ('75), LB, Philadelphia
 Rick Nuzum ('75), Los Angeles, Green
 Bay
 Elmore Stephens ('75), TE, Kansas
 City, N.Y. Giants
 Sonny Collins ('76), RB, Atlanta, Los
 Angeles
 Wally Pesuit ('76), OL, Miami
 Warren Bryant ('77), OT, Atlanta
 Greg Woods ('77), Ottawa
 Randy Burke ('77), SE, Baltimore
 Will Grant ('78), C, Buffalo
 Tom Dornbrook ('78), OG, Steelers
 Derrick Ramsey, ('78), TE, Oakland
 Art Still ('78), DE, Kansas City
 Jerry Blanton ('78), Kansas City
 Jim Kovach ('79), LB, New Orleans
 Robert Hawkins ('79), RB, St. Louis
 Larry Carter ('80), DB, Denver
 Lester Boyd ('80), LB, New Orleans
 Tom Kearns ('80), OL, New England



Larry Seiple



Jeff Van Note



Joe Federspiel



Warren Bryant

ALL-SOUTHERN CONFERENCE (PRE-1933)

1915	C.C. Schrader	Tackle
1915-16	William Rodes	Back
1918	John Heber	End
1920	E.V. Murphree	Tackle
1923	Curtis N. Sanders	Fullback
1930	Floppy Forquer	Guard
1930-31	Shipwreck Kelly	Halfback
1930-31	Babe Wright	Tackle
1932	Joe Rupert	End

Birmingham Quarterback Club Award

(To the Most Valuable Players of the Southeastern Conference)

1977	Derrick Ramsey (QB)
1956	Lou Michaels, T (Lineman)
1949	Bob Gain, T (Lineman)

Lexington Salesman's Club Award

(To the Outstanding Offensive Lineman and Defensive Back of the Wildcats)

1979	Ken Roark (Lineman)
	Larry Carter (Back)
1978	Larry Carter (Back)
	Tom Kearns (Lineman)
1977	Dallas Owens (Back)
	Tom Dornbrook (OG) Lineman
1976	Mike Siganos (Back)
	Warren Bryant (T) Lineman
1975	Ray Carr (HB) Back
	Wally Pesuit (T) Lineman
1974	Ben Thomas (HB) Back
	Warren Bryant (T) Lineman
1973	Rich Allen (OT) Lineman
	Darryl Bishop (S) Back
1972	Darryl Bishop (S) Back
	Tom Clark (OG) Lineman
1971	Tom Crowe (G) Lineman
	Joe Federspiel (LB) Back
1970	Tom Clark (G) Lineman
	Buzz Burnam (HB) Back
1969	Pat Eckenrod (C) Lineman
	Dave Van Meter (HB) Back
1968	Dennis Drinnen (T) Lineman
	David Hunter (S) Back
1967	Dennis Drinnen (T) Lineman
	Al Phaneuf (DHB) Back
1966	Calvin Withrow (C) Lineman
	Jerry Davis (S) Back

1965	Sam Ball (T) Lineman
	Tom Becherer (DHB) Back
1964	Sam Ball (T) Lineman
	Tom Becherer (HB) Back
1963	Rick Kestner (E) Lineman
	Bob Kosid (HB) Back
1962	Junior Hawthorne (T) Lineman
	Darrell Cox (HB) Back
1961	Iry Goode (C) Lineman
	Darrell Cox (HB) Back
1960	Junior Hawthorne (T) Lineman
	Jimmy Poynter (FB) Back
1959	George Boone (T) Lineman
	Lloyd Hodge (G-LB) Back
1958	Bobby Lindon (T) Lineman
	Bobby Cravens (HB) Back
1957	Lou Michaels (T) Lineman
	Bobby Cravens (HB) Back
1956	J.T. Frankengerger (T) Lineman
	Bob Dougherty (FB) Back

All-SEC Academic Team

1979	Leon Shadowen (OG)	1974	Tom Ranieri (NG)
1978	Jim Kovach (LB)		Jim Kovach (LB)
	Craig Roberts (DE)	1971	Rick Muench (LB)
1977	Joe Bryant (K)		Lee Clymer (OB)
1976	Jim Kovach (LB)	1969	Roger Gann (HB)
	Ed Smolder (OG)	1964	Rick Kestner (E)
1975	Tom Ranieri (NG)	1957	Jim Urbaniak (HB)
	Jim Kovach (LB)	1956	J. T. Frankengerger (T)
		1954-56	Bill Wheeler (T)

AWARD WINNERS (ANNUAL)

(Over the Years, National and Regional Organizations Have Honored Outstanding Kentucky Football Players With Special Awards in Recognition of Athletic Ability and Other Qualities.)

MVP Peach Bowl

1976	Rod Stewart (FB)	Offense
1976	Mike Murphy (LB)	Defense

Washington Touchdown Club Award

(To the Nation's Outstanding Back, Lineman and Coach)

1957	Lou Michaels (T) Lineman
1950	Babe Parilli (QB) Back

ALL-TIME SUGAR BOWL TEAM

1951 Bob Gain (Tackle) First Team
1951 Walt Yowarsky (Tackle) Second Team
(Also "Most Valuable Player" 1951 Game)

ALL-TIME COTTON BOWL TEAM

(1937-1952 Era)

1952 Vito Parilli (QB) First Team
(Also "Outstanding Back" 1952 Game)
1952 Ray Correll (G) First Team
1952 Emery Clark (HB) First Team

Outland Award

(Given by Football Writers Association of America
to the Nation's Outstanding Lineman)

1950 Bob Gain (T)

All-American Blocking Team

(Chosen by The Chattanooga Times)

1960 Jim Poynter (FB)

All-American Academic Team

1974 Tom Ranieri (NG)
1978 Mark Keene (C)
1978 Jim Kovach (LB)

NCAA Top Five Student-Athlete

1978 Jim Kovach (LB)

National Football Foundation Scholarship Award

1979 Leon Shadowen (OG)

Jacobs Trophy (To the Nation's Outstanding Blocker)

1976 Warren Bryant (OT)

Birmingham Touchdown Club Award

(To the Player of the Year in the SEC)

1977 Art Still (DE)

(To the Player of the Year)

1979 Rick Jaffe (NG)

1978 Jim Kovach (LB)

1977 Art Still (DE)

Columbus Touchdown Club

Award of Distinction

1977 Art Still (DE)

Birmingham Monday Morning Quarterback Club Award

(To SEC's Outstanding Back)

1977 Derrick Ramsey

Helms Foundation Hall of Fame

1973—Lou Michaels Tackle 1955-57

1964—Vito (Babe) Parilli Quarterback 1949-51

1963—Harry Gamage Coach 1927-33

Atlanta Constitution Award

(To Outstanding Players of Southeastern Conference)

1953 Ray Correll, G (Best Lineman)

1951 Babe Parilli, QB (MVP, Best Passer)

Doug Moseley, C (Best Off. Center)

1950 Babe Parilli, QB (Most Valuable)

Nashville Banner Award

(To the Most Valuable Player and Coach in the Southeastern Conference)

1974 Sonny Collins (OB)

1957 Lou Michaels (T)

1954 Blanton Collier (Coach)

1950 Babe Parilli (QB)

Birmingham Post-Herald Award

(To SEC Sophomore of the Year)

1974 Sonny Collins (OB)

Atlanta Touchdown Club Award

To the Outstanding Back and Lineman in the Southeastern Conference)

1957 Lou Michaels, T (Lineman)

1950 Babe Parilli, QB (Back)

1949 Bob Gain, T (Lineman)

K-Men's Association-Sam Huey Award

(Given By the K-Men's Association in Memory of Prominent Alumnus Sam Huey To Senior Gridder Maintaining Highest Scholastic Average For Four Years)

1979	Leon Shadowen (OG)	1963	Vince Semary (LB)
1978	Mark Keene (C)	1962	Gary Steward (HB)
1977	Joe Bryant (K)	1961	Mark Thompson (C)
1976	Ed Smolder(OG)	1960	Jerry Eisaman (QB)
1975	Tom Ranieri(NG)		Tom Rodgers (E)
1974	Roger Peterman(DE)	1959	Lowell Hughes (GB)
1973	Marty Marks (T)	1958	Bill Livings (C)
1972	Gary Knutson (FB)	1957	Jim Urbaniak (E)
1971	Rick Muench (LB)	1956	Jack Freeman (QB)
1970	Stan Forston (QB)	1955	Bill Wheeler (T)
1969	Roger Gann (HB)	1954	Dick Mitchell (HB)
1968	Louis Wolf (OG)	1953	Herb Hunt (QB)
1967	Terry Beadles (QB)	1952	Harry Jones (HB)
1966	Roger Walz (QB)		Larry Jones (HB)
1965	John Andrighetti (E)	1951	Ed Hamilton (HB)
1964	Bob Brown (G)	1950	Dick Martin (HB)

UK's "Athlete of Year"

1977	Jim Kovach (LB)
1979	Jim Kovach (LB)

Kentucky Central Trophy

(Donated by Kentucky Central Insurance Company to Most Valuable Player)

1979	Rick Jaffe (NG)
1978	Jim Kovach (LB)
1977	Derrick Ramsey (QB)
1976	Warren Bryan (OT)
1975	Steve Campassi (RB)
1974	Mike Fanuzzi (QB)
1973	James McCollum (NG)
1972	James McCollum (DT)
1971 (Senior)	Joe Federspiel (LB)
(Underclassman)	Darryl Bishop (DB)
1970 (Senior)	Wilbur Hackett (LB)
(Underclassman)	Joe Federspiel (LB)
1969	Dave Roller (DT)
1968	Dick Palmer (DE)
1967	Dicky Lyons (TB)
1966	Larry Seiple (WB)
1965	Rick Norton (QB)
1964	Jim Foley (LB)
1963	Darrell Cox (HB)
1962	Tommy Simpson (C)
1961	Tom Hutchinson (3)

Kiwanis 110 Percenter Award

(A Trophy Donated by Kiwanis Clubs of Lexington To Wildcat
Adjudged As Giving Individual Effort Beyond the Call of Duty)

1979	Carl Marrillia (LB)	1971	Lee Clymber (HB)
1978	Greg Nord (TE)	1970	Al Godwin (SE)
1977	Joe Dipre (FB)	1969	Wilbur Hackett (LB)
	Freddie Williams (RB)	1968	Cary Shahid (LB)
1976	Art Still (DE)	1967	Doug Van Meter (LB)
1975	Vin Hoover (TE)	1966	Kerry Curling (MG)
1974	Mike Emanuel (LB)	1965	Gerard Murphy (G)
1973	Marty Marks (T)	1964	Rich Machel (G)
	Rick Nuzum (C)	1963	Darrell Cox (HB)
	Mike Cassity (M)	1962	Tommy Simpson (C)
1972	Earl Swindle (LB)		

Frank Seale Award

(Donated by Alumnus Frank Seale to Outstanding Senior)

1979	Lester Boyd (LB)
1978	Jim Kovach (LB)
1977	Art Still (DE)
1976	Greg Woods (DB)
1975	Tom Ranieri (NG)
1974	Rick Nuzum (C)
1973	Frank LeMaster (LB)
1972	Tom Clark (OG)
1971	Joe Federspiel (LB)
1970	Wilbur Hackett (LB)
1969	Roger Gann (HB)
1968	Jeff Van Note (DE)
1967	Kerry Curling (DT)
1966	Rich Machel (DT)
1965	Sam Ball (OT)
(Recipient of Outstanding Senior Award Formerly Given by Radio Station WLAP)	
1964	Jim Foley (LB) and Bill Jenkins (E)
1963	Darrell Cox (HB)

G. R. Baker Award

(Presented by the Lexington Wildcat Club
in memory of the late Dr. G. R. Baker)

1979	Leon Shadowen (OG)
1978	Greg Nord (TE)
1977	Jerry Blanton (DT)
1976	Jim Kovach (LB)
1975	Mike Emanuel (LB)
1974	Pat Donley (DT)
1973	Jack Alvarez (SE)

Jaycees Freshman Leadership Award

(Presented Annually by the Lexington Junior Chamber of Commerce to a UK Freshman Football Player on the Basis of Leadership)

1979	Jeff Dennis (DE)
1978	Jim Campbell (TE)
1977	Earl Wilson (DT)
1976	Tim Gooch (DT)
1975	Rod Steward (RB)
1974	Jim Kovach (LB)
1973	Warren Bryant (OT)
1972	Steve Campassi (WB)
1971	Tom Ranieri (LB)
1970	Mike Fanuzzi (QB)
1969	Tom Clark (OT)
1968	Jim Grant (OE)
1967	Frank Rucks (LB)
1966	Stan Forston (QB)
1965	John Harris (C)
1964	George Katzenbach (T)
1963	J.D. Smith (QB)

Wickliffe B. Moore Award (Formerly SAE Fraternity Trophy)

(A Trophy Presented on Behalf of Sigma Alpha Epsilon Fraternity to the Most Valuable UK Player in the Homecoming Game)

1979	Juan Portela (QB)
1978	Mike Shutt (QB)
1977	Derrick Ramsey (QB)
1976	Derrick Ramsey (QB)
1975	Steve Campassi (RB)
1974	Mike Fanuzzi (QB)
1973	Mike Fanuzzi (QB)
1972	John Tatterson (K)
1971	Lee Clymer (HB)
1970	Dave Roller (DT)
1969	Roger Gann (HB)
1968	Dick Plamer (DE)
1967	Dicky Lyons (TB)
1966	Bob Windsor (WB-TB)
1965	Larry Seiple (FB)
1964	John Andrighetti (E)
1963	Rick Norton (QB)

Spirit Award

1978	Chuck Postel (DE)
------	-------------------

UNIVERSITY OF KENTUCKY FOOTBALL ROSTER — 1980

(*denotes scholarship freshmen — 1980 signees)

Name	Pos. & Class	Ht.	Wt.	Exp.	Age	Hometown
Richard Abraham, DE, So.		6-2 3/4	230	- -	20	Paducah
Fred Ackiss, OT, So.		6-5	236	JV	19	Lexington
Richard Adams, OT, So.		6-5	240	V-JV	20	Louisville
Brian Allen, WR, So.		5-10 1/4	178	V-JV	20	Michigan City, IN
Glenn Amerson, LB, So.		6-0 1/2	216	JV	19	Satellite Beach, FL
Ben Ansley, LB, So.		6-0 1/2	213	V-JV	19	Atlanta, GA
*Kerry Baird, WR, Fr.		6-3	185	- -	18	Franklin
*Ronald Bojalad, DL, Fr.		6-4	230	- -	18	Dubois, PA
David Bond, OG, Jr.		6-4 1/2	245	V-JV	21	Trenton, OH
Paul Bortnick, So.		6-3	235	Sq.	19	Euclid, OH
James Bowen, DT, So.		6-2	230	JV	19	Louisville
John Thomas Boyle, QB, Fr.		6-3	200	- -	18	Satellite Beach, FL
Effley Brooks, NG, Jr.		6-0 3/4	230	1L	20	Columbus, OH
Randy Brooks, FB, Sr.		5-8 1/2	185	3L	24	Louisville
Rick Buehner, QB, Jr.		6-0	185	Tr.	22	Louisville
Mike Burford, C, Jr.		6-0 1/2	203	Sq.	21	Owenton
Robert Byrd, LB, So.		6-1	204	V-JV	19	Coral Gables, FL
Jim Campbell, TE, Jr.		6-2 1/2	224	2L	20	Louisville
Dan Chase, DE, So.		6-2	220	- -	20	Corbin
Robert Cobb, OT, Jr.		6-2 3/4	240	Sq.	21	Sheffield, AL
Mickey Cochran, OT, So.		6-3	250	1L	19	Owenton
*Don Corbin, T, Fr.		6-6 1/2	250	- -	18	Miami, FL
Dave Clark, WR, Sr.		5-9 1/2	177	JV	21	Lexington
Joe Cooper, RB, So.		5-8	165	- -	19	Louisville
Dave Decker, OT, So.		6-6	235	JV	19	Olmstead Falls, OH
Jeff Dennis, DE, So.		6-1	210	1L	19	Cincinnati, OH
Shawn Donigan, FB, Jr.		5-11 1/2	213	2L	20	Louisville
*Chris Dorazio, LB, Fr.		6-2 1/2	208	- -	18	Houston PA
Jake Drug, NG, So.		6-2 1/2	224	JV	19	Ontario, CAN
*Mike Duncan, NG, Fr.		6-0	215	- -	18	Atlanta, GA
Brent Edwards, OG, Sr.		6-1	210	V-JV	21	Rocky River, OH
*Chris Ference, DE, Fr.		6-3	230	- -	18	Hubbard, OH
*Tony Floyd, NG, Fr.		6-2	230	- -	18	Canton, OH
Bob Fogle, OT, So.		6-3 1/4	253	V-JV	19	Marion, IN
Rod Francis, FB, So.		6-0	206	V-JV	19	Louisville
Joe Freeman, LB, Jr.		5-9	205	1L	21	Lexington
Tim Gooch, DT, Sr.		6-2	241	3L	21	Hawesville
Tom Griggs, PK, Jr.		5-10	180	1L	20	Lexington
*John Grimsley, LB, Fr.		6-2	195	- -	18	Canton, OH
Dean T. Hall, C, So.		6-1 1/2	217	1L	19	Grayson
*James L. Hasty, L, Fr.		6-3 1/2	220	- -	18	Louisville
Terry Henry, QB, So.		6-0	192	1L	19	Knoxville, TN
Steve Hricenak, OG, Sr.		6-1	226	1L	20	Clarks Summitt, PA
*Richard Hatfield, L, Fr.		6-2	205	- -	18	Franklin
Charlie Jackson, RB, So.		5-10 3/4	187	Sq.	22	Georgetown
*Gordon Jackson, RB, Fr.		6-1	180	- -	18	Etowah, TN

*Cameron Jacobs, DE, Fr.	6-3	210	--	18	Coral Gables, FL
Chris Jacobs, DB, Sr.	6-0 1/2	175	2L	21	Coral Gables, FL
Randy Jenkins, QB-P, Fr.	6-1	190	Sq.	19	Pennington Gap, VA
Ben Johnson, DB, So.	5-11	180	V-JV	21	Hampton, VA
*Gregg Johnson, OL, Fr.	6-3	225	--	18	Pittsburgh, PA
Chris Jones, RB, So.	6-1 1/2	196	1L	20	Danville
Chuck Jones, NG, Sr.	6-2	205	3L	23	Glasgow
*John Jones, LB, Fr.	6-3	175	--	18	Marion, IN
Kevin Kearns, NG, So.	6-1	235	1L	19	Lexington
*Ron Knott, L, Fr.	6-4	231	--	18	Louisville
*Lawrence Lee, RB, Fr.	6-0	175	--	18	Paducah
*Greg Lichtenberg, OF, Fr.	6-6	225	--	18	Temple Terrace, FL
Greg Long, DB, Jr.	5-11 3/4	190	1L	21	Lexington
Dave Lyons, DE, So.	6-2 1/4	202	V-JV	20	Pikeville
*Kevin McClelland, LB, Fr.	6-2	195	--	18	Massillon, OH
Larry McCrimmon, QB, So.	6-2 1/2	198	1L	21	Tampa, FL
Frank McDaniels, TE, So.	6-1 3/4	226	1L	20	Harlan
John Maddox, OG, So.	6-3 1/4	229	JV	20	Parkersburg, WV
Robert Mangas, TE, So.	6-2	213	V-JV	20	Toledo, OH
*Keith Martin, OL, Fr.	6-3	215	--	18	Owensboro
Venus Meaux, DB, Jr.	5-10 1/2	186	1L	22	Harrodsburg
Craig Miller, DT, Jr.	5-11 1/4	240	V-JV	20	Michigan City, IN
Andy Molls, S, So.	5-9 3/4	181	1L	19	Parma Heights, OH
Greg Motley, DB, Sr.	6-0 1/2	187	2L	21	Glasgow
*Mike Muchnicki, OL, Fr.	6-2	245	--	18	Willoughby, OH
Dough McEldowney, PK, Jr.	5-10 1/2	194	JV	21	Kettering, OH
Rick Massie, WR, So.	6-1	180	JV	18	Paris
Forrest Moore, DT, So.	6-0	200	JV	20	Lexington
Don Marquess, DE, So.	6-0 1/2	201	--	21	Louisville
Henry Marzan, LB, So.	6-0	200	JV	20	Columbia, SC
Henry Parks, RB, Jr.	5-10	170	1L	22	Harrodsburg
Tom Petty, DB, So.	5-10 1/2	180	1L	19	Indianapolis, IN
Juan Portela, WR, Jr.	5-11 1/2	185	1L	20	Key Biscayne, FL
Donald Portis, OG, So.	6-2 1/2	243	JV	19	Louisville
Chris Poulton, P, So.	5-11 1/2	187	1L	19	Columbus, OH
Mark Paslick, RB, So.	5-11	183	--	19	Louisville
Dwayne Porter, DB, So.	5-8	171	--	20	Ashland
*Ty Richmond, DB, Fr.	6-2	205	--	18	Amarillo, TX
Ken Roark, C, Sr.	6-2 3/4	230	2L	22	Middlesboro
Donald Roe, DE, So.	6-2 1/2	205	V-JV	20	Smithfield, OH
Andy Ryan, DE, Sr.	6-2 1/2	218	1L	21	Murray
Tim Roberts, DE, So.	6-2 1/2	202	--	20	Cleveland, OH
Scott Schroeder, LB, So.	5-10 1/2	199	1L	19	Satellite Beach, FL
Todd Shadowen, TE, So.	6-3 1/2	216	V-JV	21	Hanson
*Eddie Simmons, DB, Fr.	6-2	175	--	18	Richmond
Chuck Smith, LB, Sr.	6-0 1/2	216	2L	22	Louisville
*Jeff Smith, DE, Fr.	6-4	235	--	18	Springfield
Gerald Smyth, OT, So.	6-4 1/2	259	1L	19	Englewood, OH
Rick Strein, PK, Jr.	5-10 1/2	207	1L	21	Montoursville, PA
Steve Smith, WR, So.	6-0 1/2	169	JV	19	Indianapolis, IN
Mike Smyth, TE, So.	6-4	209	--	20	Louisville
Darryl Scott, WR, So.	6-2 1/2	191	Sq.	21	Lexington

George Taylor, DT, So.	6-2	244	Sq.	20	Mayfield
Chris Thomas, OL, Fr.	6-5	225	- -	18	Peru, IN
Thomas Venable, FB, So.	5-11 1/2	192	1L	20	Somerset
Alan Watson, SE, So.	6-2	186	1L	19	N. Miami Beach, FL
Steve Williams, OG, So.	6-4 3/4	253	1L	21	Lexington
*Steve Willis, DE, Fr.	6-2	200	- -	18	Cincinnati, OH
Earl Wilson, DT, Jr.	6-3 3/4	252	2L	22	Atlantic City, NJ
*Greg Wimberly, WR, Fr.	5-10	170	- -	18	Miami, FL
Lee Young, C, Sr.	6-0	211	JV	21	Louisville

1980 UNIVERSITY OF KENTUCKY FOOTBALL SIGNEES

National Letter-of-Intent

Name	Pos.	Ht.	Wt.	High School	Hometown
Kerry Baird	WR	6-3	185	Franklin-Simpson	Franklin, KY
Ronald J. Bojalad	OG	6-2	230	DuBois Area	DuBois, PA
John Thomas Boyle	QB	6-3	200	Satellite Beach	Satellite Beach, FL
William Burse	DB	6-4	210	Hopkinsville	Hopkinsville, KY
Don Corbin	T	6-6 1/2	250	Southeast Miami Senior	Miami, FL
Chris Dorazio	LB	6-2 1/2	208	Chartiers-Houston	Houston, PA
Mike Duncan	NG	6-0	215	Therrell	Atlanta, GA
Chris Ference	DE	6-3	230	Hubbard	Hubbard, OH
Tony Floyd	NG	6-2	230	McKinley High	Canton, OH
John Grimsley	LB	6-2	195	McKinley High	Canton, OH
James L. Hasty	L	6-3 1/2	220	St. Xavier	Louisville, KY
Richard Hatfield	L	6-2	205	Franklin-Simpson	Franklin, KY
Gordon Jackson	RB	6-1	180	McMinn Central	Etowah, TN
Cameron Jacobs	DE	6-3	210	Coral Gables	Coral Gables, FL
Gregg Johnson	OL	6-3	225	North Hills	Pittsburgh, PA
John Jones	LB	6-3	175	Marion	Marion, IN
Ron Knott	L	6-4	231	Bishop David	Louisville, KY
Lawrence Lee	RB	6-0	175	Tilghman	Paducah, KY
Keith Martin	OL	6-3	215	Owensboro Catholic	Owensboro, KY
Mike Muchnicki	OL	6-2	245	Willoughby South	Willoughby, OH
Kevin McClelland	LB	6-2	195	Washington	Massillon, OH
Ty Richmond	RB	6-2	205	Amarillo	Amarillo, TX
Eddie Simmons	DB	6-2	175	Madison Central	Richmond, KY
Jeff Smith	DE	6-4	235	Washington County	Springfield, KY
Chris Thomas	OL	6-5	225	Peru	Peru, IN
Steve Willis	DE	6-2	200	Moeller	Cincinnati, OH
Greg Wimberly	WR	5-10	170	Miami Senior	Miami, FL
				Cowley Junior College	



Team dressing area in Commonwealth Stadium. (Lexington Productions photo).

Inside the Stadium

When fans arrive at Commonwealth Stadium for a football game, the view that they get of preparations is superficial.

Like watching an ant colony, football fans see only what is happening on top of the ant hill. Beneath the stands is a whole different community built around corridors, offices, film rooms, and team accommodations.

Between games, coaches, players and other staff pour in and out of the Football Offices going about the business of creating major college football.

Also using the facilities beneath the

stands daily is another army of maintenance personnel, grounds crews, and concessions personnel.

Located on the campus side of the stadium, the unobtrusive office complex is the scene of almost constant activity seven days a week. From inside the blue and white decorated facilities come football operations and strategy, recruiting efforts, and football press releases and services.

Sundays find the coaches transfixed to film screens, going over and over the preceding day's game. They grade performances, calculate official statistics,

edit film for use on such things as the Fran Curci Show, and prepare for Monday skull sessions with the players.

Sports Information Director Russell Rice and his assistants prepare press releases to be sent to outlying newspapers, radio and TV stations. These are taken to Lexington's main post office and mailed to 700 recipients by 4:30 p.m.

Equipment manager Tom Kalinowski is likely to be found there working in the team's dressing area where game equipment is placed for home games.

Inside the windowless offices beneath the stands during the week, one is likely to find Head Coach Fran Curci directing the football program from his paneled office. A recorded telephone call from a station in the next week's opponent's hometown, a question about a recruiting trip, or a management decision about travel arrangements are all sandwiched into his daily routine of preparing the Wildcats to play football.

Typewriters pound out miles of correspondence and the intercom buzzes constantly, connecting callers with assistant coaches in offices that line the halls leading from the reception area.


Everywhere are motion picture projectors. The assistant coaches' have them so they can review the games from the perspective of their areas of expertise. The conference room has one so a cumulative view can be seen by the entire staff. And a large classroom-like area has one so that large groups of players can watch game films.

A single corridor leads past the offices, dressing rooms, training rooms and press interview areas. From the reception area to the concourse leading to the field, there is one major thoroughfare with the facilities placed in such a way that their provisions bring the team progressively closer to the start of the game. The layout sends the players theoretically past the coaches where they learn to play, into the dressing areas where they are made ready to play and toward the exit onto the field where

they play the game. It is neat, logical, attractive and efficient.

The path that they take is a Big Blue road of carpet framed by mural sized photographs and memorabilia. There are remembrances of playing in the Peach Bowl in Atlanta, and of outstanding players and coaches. The atmosphere is quiet, businesslike but friendly.

One gets the impression during an average day that despite the many multitude of details that must be organized, Coach Curci runs a calm and orderly company. It is a business that has confidence that it will succeed but not at the expense of de-personalizing the game. It is where Big Blue football is orchestrated. The fans don't see it but they certainly see it in the pride with which the Cats perform on Saturday afternoons.



Football office entrance at Commonwealth Stadium.

COMMONWEALTH STADIUM

Commonwealth Stadium, the University of Kentucky's football facility, is located on an 86-acre tract on the Kentucky Experimental Station Farm grounds south of the main campus and east of Nicholasville Road. Completed in 1973, the concrete and steel cantilevered structure replaced Stoll Field, where Wildcat football teams had played since their beginning.

Constructed by Huber, Hunt & Nichols, Inc., the facility has a capacity of 50,000 sideline seats, with end zone bleachers swelling the total to 58,000. The lower stands are so constructed that the seating can be increased to 68,000 later when needed.

Bids for the stadium were opened in mid-July 1972, and construction began a short while later.

The pressbox, located between the two levels on the south side of the playing field, is serviced by two elevators and contains a main working area, radio booths, food service areas, private booths and a camera deck extending along the entire front of the box.

Thirty-four concession areas and 30 restrooms are located conveniently throughout the facility. Four first aid stations with emergency health equipment also are provided. There are four major pedestrian ramps at each corner of the stadium and 40 ramp exits to seats.

The area immediately surrounding the stadium contains 6,000 parking spaces, with half of those paved and the other half in grass with gravel driveways. Another 8,500 parking spaces are located within a mile, all north, of the stadium.

Five exits, all leading to four-lane highways, serve the facility.

The playing surface was sodded in Kentucky bluegrass in July 1973, and this was replaced with Bermuda in 1974. A fairly new scoreboard was moved from Stoll Field and installed with a similar scoreboard at the new stadium.

The new stadium does away with the seeming duplication of titles—Stoll Field and McLean Stadium—that caused much confusion among the general public and sports-writing fraternity.

By action of the University Board of Trustees, the general area encompassing the old Wildcat playing field, located first on what is now an intramural field, was dedicated Oct. 14, 1916, as Stoll Field in honor of the late Judge Richard C. Stoll, prominent alumnus, trustee and benefactor of the University. Soon after the first sections of the concrete stadium on Euclid Avenue were completed Sept. 4, 1924, the new field site and stadium were likewise officially known as Stoll Field.

The first attraction to be held on the new Stoll Field was a football game with the University of Louisville Oct. 4, 1924. A gridiron clash between Kentucky and the then-powerful Centre College team was the first game played in the fully-completed stadium Nov. 1, 1924.

COMMONWEALTH STADIUM FACTS

CONSTRUCTION BEGUN—July 23, 1972.

OPENING GAME—Sept. 15, 1973, vs. Virginia Tech (UK 31, VPI 26).

LOW BID—APPROXIMATELY \$12 million by Huber, Hunt & Nichols, Inc.

ENTIRE STADIUM AREA—86 acres on Kentucky Experimental Station Farm grounds south of the main campus and east of Nicholasville Road.

IMMEDIATE AREA AROUND STADIUM—720 square feet occupied by structure, field, end zones, immediate area and its walkways.

STADIUM LENGTH—360 feet at low point; fans out 40 feet. Upper deck stops at end zone line.

STADIUM HEIGHT—190 feet front to back on slope.

CAPACITY—Approximately 50,000 sideline, 8,000 end zone bleachers.

NUMBER OF ROWS—Lower level 50; upper level 39.


SEATS—All-aluminum bench; some individual chair seats; some bench-back seats; 30 per cent of seating with some type of back.

DESIGN—Concrete and steel with two cantilevered decks along each sideline.

INTERESTING FEATURE—Lower section all pre-cast concrete; upper part all structural steel columns, beams, risers, etc. Each section independent of other. No connection between the two.

PARKING—6,000 places in four lots, with two lots blacktop, other two grass and gravel.

PRESS BOX—From 30 to 30-yard-line. Serviced by two elevators. Two VIP booths on each end; six booths for radio, scoreboard, timekeeper, coaches to field setup; two food-serving lounges; regular working space with approximately 105 seats; two Telecopier service areas; camera deck across entire front of box.



Feeding

the Fans

Trying to predict how many hot dogs and soft drinks the average UK football crowd will consume requires the instincts of a riverboat gambler.

And that's only the beginning.

Also to be calculated are how many ham and cheese, roast beef and bar-b-cue sandwiches, cheeseburgers, bags of peanuts, boxes of popcorn and crackerjacks, cups of coffee and packages of candy and cigarettes will be needed.

The man dealing UK's hand in the poker game of concessions is Keith Lemons. Lemons works for the Macke Company, a national concessionaire company with headquarters in Cheverly, Maryland. The Macke Company is under contract with UK to provide concession services.

"I have to place my order for food 10 days prior to a game, and the perishable food that is not sold cannot be carried over to another game," says Lemons. That's what helps to make the concession business a matter of informed predictions, or a gamble.

Actually, there are a number of variables that can make or break concession sales, according to Lemons. Among these are:

—Crowd size—Lemons say he presently bases his food orders on a sellout crowd, or 58,000. "There have only been one or two times we did not have a sellout in recent years," he says.

—The weather—This is the biggie, according to Lemons. For example, early in the season when the weather is still mild, coffee sales are down and cold drinks are up. As the season progresses, and the temperature drops, coffee shows a dramatic increase and colder drinks fall off. Lemons says he sold only 1,486 cups of coffee at UK's first game last season, but sold about 10,000 cups at the closing game with Tennessee.

Colder weather and a fall-off in the number of cold drinks sold naturally affects the amount of crushed ice needed. And the stakes are high in the area of cold drinks; Lemons sold about 50,000 of them at the 1979 Miami of Ohio game.

—UK's success on the field—Whether or not UK is winning or losing makes a difference in concession sales, says Lemons. "If the Cats are winning the game, sales are generally up," he says. "Also, a winning season makes a difference. Sales were up during the 10-1 season and the Peach Bowl season."



—Night games during Keeneland— Here, Lemons explained that a night game usually means slower sales among the food items because most fans have already had their dinner, or have been at Keeneland eating there. "At an afternoon game, on the other hand, many fans arrive early and have lunch at the stadium before kickoff," Lemons says.

—The halftime show—Believe it or not, the caliber of the halftime show is also a factor in concession sales. "If there is a good halftime show, especially at homecoming, people tend to stay in their seats and therefore buy less," explains Lemons.

Lemons is taking care of some pretty hefty appetites, as can be seen from his sales figures on the typical game. UK fans put away the following:

- 20,321 hot dogs
- 2,000 cheeseburgers
- 761 ham and cheese sandwiches
- 600 roast beef sandwiches
- 400 bar-b-que sandwiches
- 5,100 boxes of popcorn
- 4,200 bags of peanuts
- 1,515 boxes of cracker jacks
- 1,486 cups of coffee
- 11,961 small soft drinks
- 39,897 large soft drinks

2,928 candy bars

560 packs of cigarettes

The large soft drinks are sold in savable plastic cups that are decorated with a UK football theme of some kind. "These are my big sellers," says Lemons, adding that he comes up with different designs for the cups from time to time.

Before and during a game, when the concession operation is in full swing, about 700 people are directly involved in the business.

Moneywise, Lemons says the average UK fans spends about \$1.20 per game.

One thing the average fan might not realize about the concession operation at UK football games is that 20 of the 36 stands or commissaries are operated by community groups who are able to raise money in this manner.

Youth baseball, basketball and football leagues, ROTC units, high school classes, church organizations are examples of the kinds of groups involved. They provide the labor and receive 15 percent commission on their net sales. A typical afternoon might result in such an organization's earning about \$250 for its cause.

KENTUCKY SUPERLATIVES FOR 1979 INDIVIDUAL OFFENSE

(Single Game)

Longest run from scrimmage: 82 yds. (TD) by Pete Venable vs. Bowling Green
Longest pass completion: 73 yds., Juan Portela to Frank McDaniels vs. WV
Most punt returns: five by Larry Carter vs. Bowling Green
Longest punt return: 60 yds. by Carter vs. Bowling Green
Most kickoff returns: three by Tom Petty vs. LSU, Georgia
Longest kickoff return: 49 by Tom Petty vs. Vanderbilt
Longest interception return: 45 yds. by Carter vs. Georgia
Longest punt: 55 yds. by Chris Poulton vs. Maryland
Longest field goal: 42 yds. by Rick Strein vs. Indiana
Most rushing carries: 28 by Donigan vs. LSU
Most yards passing: 141 by Portela vs. Florida
Most total yards: 179 by Portela vs. Florida
Most field goals: two, Rick Strein vs. West Virginia
Most yards rushing: 138 by Shawn Donigan vs. LSU
Most passes caught: six by Felix Wilson vs. Florida
Most yards receiving: 157 by Wilson vs. Florida
Most passes for TDs: two by Terry Henry vs. Miss., Portela vs. Fl.
Most TD receptions: two by Wilson vs. Florida
Most TDs scored: two by Mike Shutt vs. MI, Wilson vs. Fl, Jones vs. Fl.
Most points scored: 12 by above named players.

(Season)

Most carries/yards: Shawn Donigan, 187 for 847
Most passes/comp./int./yds./tds: Terry Henry, 76-30-6-408-5
Most total yards offense: Donigan 870
Most passes caught/yds.: Felix Wilson 33-534
Most TDs rushing: five by Chris Jones
Most TD catches: three by Wilson
Most points scored: 46 by Jones
Most punt ret./yds.: Larry Carter, 31-121
Most KO ret./yds.: Tom Petty, 19-382
Most interceptions/yds.: three, Carter (25), John Bow, Andy Moll

INDIVIDUAL DEFENSE

(Single Game)

Most solo tackles: 15, Lester Boyd vs. Georgia
Most assists: 11, Chuck Smith vs. West Virginia
Most total tackles: 22, Boyd vs. Georgia
Most tackles for loss: three, Larry Carter vs. Vanderbilt

Most fumbles caused: three, Jeff Dennis vs. Bowling Green

Most interceptions: two, John Bow vs. Florida

(Season)

Most solo tackles: 77, Lester Boyd

Most assists: 55, Lester Boyd

Most total tackles: 132, Lester Boyd

Most tackles behind lines: 6, Richard Jaffe

Most fumbles caused: three, Jeff Dennis

Most fumbles recovered: two, Greg Long

Most interceptions: three, Larry Carter, John Bow, Andy Molls

Most quarterback sacks: four, Don Fielder, Jeff Dennis

Most passes knocked down: 7, Larry Carter

KENTUCKY ADVANCE FOOTBALL SCHEDULE

1981

Sept. 5 N. Texas State at Lexington
Sept. 19 Alabama at Lexington
Sept. 26 Kansas at Lawrence
Oct. 3 Clemson at Lexington
Oct. 10 South Carolina at Lexington
Oct. 17 LSU at Baton Rouge
Oct. 24 Georgia at Athens
Oct. 31 Virginia Tech at Lexington
Nov. 7 Vanderbilt at Nashville
Nov. 14 Florida at Gainesville
Nov. 21 Tennessee at Lexington

1982


Sept. 11 Kansas State at Manhattan
Sept. 18 Oklahoma at Lexington
Sept. 25 Kansas at Lexington
Oct. 2 Clemson at Clemson
Oct. 9 Auburn at Auburn
Oct. 16 Louisiana State at Lexington
Oct. 23 Georgia at Lexington
Oct. 30 Virginia Tech at Blacksburg
Nov. 6 Vanderbilt at Lexington
Nov. 13 Florida at Lexington
Nov. 20 Tennessee at Knoxville

1983

Sept. 10 Kansas State at Lexington
Sept. 17 Indiana at Lexington
Sept. 24 Tulane at Lexington
Oct. 1 Oregon State (Away)
Oct. 8 Auburn at Lexington
Oct. 15 LSU (Away)
Oct. 22 Georgia (Away)
Oct. 29 Cincinnati at Lexington
Nov. 5 Vanderbilt (Away)
Nov. 12 Florida (Away)
Nov. 19 Tennessee at Lexington

1984

Sept. 15 Indiana (Away)
Sept. 22 Tulane (Away)
Sept. 29 Brigham Young at Lexington
Oct. 6 Rutgers at Lexington
Oct. 13 Miss. State (Away)
Oct. 20 LSU at Lexington
Oct. 27 Georgia at Lexington
Nov. 3 N. Texas St. (Away)
Nov. 10 Vanderbilt at Lexington
Nov. 17 Florida at Lexington
Nov. 24 Tennessee (Away)



ADMINISTRATIVE STAFF

FRANK HAM, Assistant Director of Athletics

Frank Ham became assistant director of athletics soon after Cliff Hagan succeeded Harry C. Lancaster as director of athletics.

A native of Scranton, Pa., Ham came to the University in 1969 as administrative assistant to football coach John Ray, and was reassigned to the athletic director's staff in 1972 when Ray resigned.

Ham graduated from high school at Niles, Mich., and completed his undergraduate work at Olivet College. He did graduate work at Indiana University and coached high school football and track at John Adams High in South Bend and then returned to Olivet as athletic director and head football and basketball coach.

In 1962, he became assistant to the president at Olivet, with responsibilities in public and alumni relations. He was in private business from 1956 until 1968.

He is married to the former Rosemary Woods of Niles, Mich. They have two sons, Michael, of Raleigh, N.C., and Craig, a U.S. Army Captain, and two daughters, Mrs. Andy Hunsberger of Cassopolis, Mich., and Jennifer, 1978 graduate of UK.

Ham is a son of Mrs. Albert B. Ham and the late Mr. Ham of Edwardsburg, Michigan.


LARRY IVY

Assistant Director of Athletics for Finance

Ivy, who came to the University of Kentucky as director of housing in 1969, is involved primarily with the administration and management of the business operations, and helps to develop and initiate policies for accounting procedures and related financial management activities of the department. He joined the Athletics Department staff in 1976.

A native of Alabama, Ivy graduated in 1961 from Huntsville High School, where he lettered in four sports. He is a 1967 graduate of the University of Alabama, and earned his MBA from Alabama in 1968.

He is married to the former Barbara Foster of Huntsville. They have one daughter, Kim. Ivy is a son of Mr. and Mrs. Jack F. Ivy of Huntsville.



SUSAN FEAMSTER

Assistant Director of Athletics/Women's Sports

Sue Feamster joined the athletics association in 1978 with the merger of the men's and women's programs. Feamster has been the director of women's athletics prior to her appointment as assistant director of athletics.

A native of Frankfort, she came to the University as a graduate student in 1970, was named assistant director of campus recreation in 1972 and director of women's athletics in 1974.

Feamster graduated from Franklin County High School where she was an outstanding tennis player and athlete. While in college she earned letters in tennis, field hockey, basketball and track from Indiana University and Kentucky State University, where she earned her B.S. degree and graduated with honors.

A former teacher and counselor, Feamster is a daughter of Mr. and Mrs. Robert F. Feamster of Frankfort.

BOB BRADLEY

Assistant Director for Academic Affairs

Bob is a native of New York who earned his M.A. at UK before serving as coordinator of counseling and head of finances at the Lexington Technical Institute. He joined the Athletics Association in 1977. Bob earned letters in football, baseball, basketball and track at Hornell High School (N.Y.) and played football at Salem College in West Virginia.

AL MORGAN

Ticket Manager

A native of Lexington, Al has been with the University of Kentucky ticket office on a part-time or full-time basis since 1951. He became ticket manager in 1972. He previously served 20 years in the ticket department of Southeastern Greyhound Lines. He is married to the former Mae Feck of Lexington. They have three children, Carol, Vickie and Terry, all of Lexington.

BARBARA ISHAM
Executive Assistant to the Athletics Director

A native of Harrodsburg, Kentucky, Barbara has worked for Mr. Hagan since his return to the University. As his Administrative Secretary when he was assistant athletics director, she worked with fund raising, eligibility and recruiting expenses. Upon Mr. Hagan's appointment as Athletics Director in July 1975, she became his staff assistant and with the retirement of Louise Gilchrist July 1, 1977, Barbara became the Executive Assistant to the Athletics Director. Married to C. H. Isham of Harrodsburg, they have a son, Wayne, who is a post-graduate student at Morehead State University.

JO ANN GREENUP
Staff Assistant

Jo Ann joined the Athletics association staff in October, 1976, as staff assistant to Larry Ivy, assistant athletic director for finances. Her duties involve assisting Mr. Ivy in all areas of the business administration and financial operations of the athletic department, as well as handling all payroll functions.

Jo Ann attended Midway Junior College and worked for the US Department of Agriculture before coming to UK. She and her husband, Kenneth, have three daughters, Julie, Lisa and Christie.

JAMES McDOWELL
Building Supervisor

A native Lexingtonian, "Mac" attended Fayette County Public schools and worked at Mt. Brilliant and Elsmede farms before coming to UK in 1952. He has been assigned to athletics since 1962. He is pastor of the Jimtown Baptist Church and assistant pastor of the Maddoxtown Baptist Church. He studied at Simmon's Extension Bible College. He and Mrs. McDowell, the former Dorothy Clay of Fayette County, have four girls and a boy.

RON ALLEN
Director of Student Admissions

A retired Air Force colonel originally from Morristown, Tenn., Ron has been with the Athletics Association for seven years. Besides his duties as director of student admissions, Ron also handles payment to scholarship athletes, coordinates use of university facilities by outside organizations and serves as a liaison between the K-Men's Association and UK. Allen is a 1948 graduate from UK and earned his MA from Kentucky in 1950. Married to the former Jane Daniel, they have three daughters; Barbara, Cathy, and Debra.

RUSSELL RICE

Sports Information Director



Russell Rice was named sports information director at UK in May, 1969, after serving two years as assistant to Ken Kuhn, who retired after more than two decades of service with the University. Rice came to the Wildcats from The Lexington Leader, where he was a general reporter eight years and sports editor five years. A native of Paintsville, Ky., he won letters in football, basketball and baseball at Van Lear High. After serving with the U.S. Marines in World War II, he attended Kentucky Wesleyan College and received his bachelor's at the University of Kentucky in 1951. He has served as manager of the NCAA Mid-East Basketball Tournament (1968), and chairman of the Basketball Hall of Fame Committee of the College Sports Information Directors Association and was recipient of the 1971 Churchmen's "Sportswriter of the Year" award. As a newspaperman, his duties ranged from agricultural hearings in Washington to spending three months as the traveling companion to a Kentucky gubernatorial candidate. He attended a national sports editors seminar at Columbia University and reported the activities of such Wildcat teams as football coach Charlie Bradshaw's "Thin Thirty" and "The Runts" of basketball coach Adolph Rupp. He is a former Kentucky area correspondent for Time-Life-Fortune magazines and was Kentucky editor of Tobacco Magazine and Religious News Service. For the past 13 years, he has pursued a hobby of researching Kentucky basketball and football. He authored "The Wildcats: A Story of Kentucky Football," and "The Big Blue Machine: A Story of Kentucky Basketball". His latest works include the Kentucky portion of a "History of the Southeastern Conference," and an update of "The Wildcats." He edits the K-Men's Newsletter and has been named an honorary member of that organization. He also was honored by WAVE-TV for "Outstanding Contribution to Televised Sports." He is married to the former Doris Thacker of Knott County. They have four children—Mrs. Rodney Morris of Louisville, Mrs. Mike Covington of Georgetown and Russell James and Kim of Lexington.

JACK PERRY

Chief Assistant Sports Information Director



Jack Perry joined the sports information staff in March, 1970, after 15 years with the Lexington Herald-Leader, where he was librarian for 10 years. A native Lexingtonian, Jack attended the University before entering the United States Air Force. He is married to the former Barbara Sanders of Lexington. They have four children—Mrs. Greg Moore of Owensboro, Mrs. Deborah Case, Jack David and Todd of Lexington.



MARSHA SCHAMEL BROWN
Publicity Assistant

Marsha Brown joined the Sports Information staff in the spring of 1980. She began working for the Athletics Association in January as a secretary in the football office before transferring to Sports Information. Her primary responsibilities are covering the six Lady Kat sports. During the regular school year, she also tutors the athletes in Sociology and English. Marsha is an IU graduate and has a M.A. in English Literature. She is married to Stanley W. Brown.

CHUCK MALKUS
Student Assistant

Chuck Malkus came to UK in August, 1976. Malkus joined the sports staff of The South Dade News Leader in May, 1975, and wrote a daily sports column for that paper until August, 1976, when he left Miami for UK. Chuck has also been a sports stringer for The Miami Herald, The Miami News, The Coral Gables Times-Guide and The Community Newspapers of South Miami. Chuck is a son of Charles and Conaere Malkus of Miami, Fla.


JOYCE BAXTER
Secretary

A native of Harrodsburg, Joyce Baxter joined the UK Sports Information Staff in 1978. Mrs. Baxter served in UK's Purchasing Department for one year before joining the staff. She is married to Mike Baxter of Harrodsburg. They have a daughter, Michele, 11.

Meet The Opponents



Athletic directors Ralph Floyd of Indiana and Cliff Hagan of Kentucky roll out the Bourbon Barrel after IU's 18-10 victory over UK last year at Bloomington. (Cat's Pause photo).



BRUCE SNYDER
Head Coach


First Game
September 6

UTAH ST.
at Lexington

Site—Commonwealth Stadium

Kickoff—1:30 p.m. EDT

Utah State HQ—TBA



JAMES MURPHY
Flanker

Facts about Utah State

Location—Logan, Utah

Enrollment—9,300

Athletic Director—Ladell Anderson

Coach—Bruce Snyder

Conference—Pacific Coast
Athletic Association

Colors—Navy Blue and White

Publicist—Craig Hislop

Office Phone—(801) 752-1113

NICKNAME—Aggies

Offense—Pro "I"

Lettermen Lost—19

Letterman Back—34

Defense—50

Captain—TBA

Key Losses—QB Eric Hipple, TB Rick Parros, DT Rulon Jones

Top Veterans—FL James Murphy, SE Ken Thompson, TE Ken Brown, CB Larry Hogue, ILB Dennis DeLoach

Newcomers to Watch—SS Hal Garner, QB Bob Gagliano

1980 OUTLOOK: Some 34 lettermen are in the fold for Bruce Snyder's fifth year—10 of them starters—but quarterbacks Eric Hipple and Craig Bradshaw are gone, record-setting tailback Rick Parros has graduated and DT Rulon Jones is headed for a pro career. Among the returning starters are James Murphy and Ken Thompson, both among the nation's leading receivers, second team all-conference LB from last season Dennis DeLoach, all-conference return specialist Stacy Colbert and all-star candidate (C) Mike Fosmark. Throw in LBs Dave Bluford and Brett Ure, DBs Al Salvo and Larry Hogue, TE Ken Brown, NG Chris Albright and OT Craig Rigsbee and you have a pretty good group returning from the 1979 club that finished 9-2 and annexed the school's second straight PCAA championship. The big question is at QB, where senior Kimber Hall will battle sophomores Mike Canales and Paul Petros and transfer Bob Gagliano (U.S. International University).

SERIES HISTORY: (See Last Meeting)

LAST MEETING: Oct. 10, 1970 (Lexington) UK 6, US 35—Coming off a stunning, 16-3, upset of nationally ranked Kansas, the Wildcats were unprepared for an onslaught that left them staggering in the wake of a devastating passing attack that led the visiting Aggies to a 21-0 lead at halftime. Tony Adams, a sophomore who had played his freshman year at Texas, simply passed the Wildcats dizzy, completing 25 of 38 passes for 323 yards and three TDs. Quarterback Bernie Scruggs put some life into Kentucky in the second half when he scored on a hard-driving 16-yard run after passing to Al Godwin for 11 yards and keeping for 11 yards, but it was too little and too late. The loss left the Wildcats 1-4, en route to a 2-9 season. That is the only meeting to date between the two teams.

1980 Schedule

Sept. 6	Kentucky at Lexington
Sept. 13	Idaho State at Logan
Sept. 20	Texas at Austin
Oct. 4	Utah at Logan
Oct. 11	Cal State at Fullerton
Oct. 18	Brigham Young at Logan
Oct. 25	Fresno State at Fresno
Nov. 1	Pacific at Logan
Nov. 8	Weber State at Ogden
Nov. 15	Long Beach at Long Beach
Nov. 22	San Jose at San Jose

1979 Results

48	San Jose State	48
14	Nebraska	35
24	Colorado State	0
47	Utah	21
51	Long Beach	28
24	Brigham Young	48
15	Pacific	14
14	Arizona State	28
34	Weber State	10
42	Fresno State	31


(Note: San Jose and Arizona State games were forfeited to Utah State).

Series Scores

	UK	US
1970 (H)	6	35



BELL



BROMLEY

KENTUCKY TELEVISION NETWORK

The Wildcat Television Network, in its third year, plans to present via delayed television the first 10 games on the 1980 Wildcat schedule.

The telecasts will feature WKYT-TV sports news director Rob Bromley on play-by-play and Tommy Bell, color.

Bell is a Lexington attorney who was a top official for many years in the NFL. He is a member of the U.K. Athletics Board.



BARRY SWITZER
Head Coach


Second Game
September 13, 1980

OKLAHOMA

at Norman

Site—Memorial Stadium

Kickoff—1:30 p.m.



LOUIS OUBRE
Offensive Tackle

Kentucky HQ—Holiday Inn & Holidome, Oklahoma City

Facts about Oklahoma

Location—Norman, OK
Enrollment—21,000
Athletic Director—Wade H. Walker
Coach—Barry Switzer

Conference—Big Eight
Colors—Crimson & Cream
Publicist—Mike Trep
Offic Phone—(405) 325-3751

NICKNAME—Sooners

Offense—Wishbone
Lettermen Lost—15
Lettermen Back—46

Defense—5-4
Captain—TBA

Key Losses—HB Billy Sims, LB George Cumby, C Paul Tabor, DT John Goodman, S Darrol Ray.

Top Veterans—OT Louis Oubre, QB J. S. Watts, TE Forrest Valora, CB Basil Banks, DT Keith Gary, DT Richard Turner

Newcomers to Watch—LB Jerry Sanders, DL Orlando Flanagan, DL John McLamb

SERIES HISTORY: (See LAST MEETING).

LAST MEETING: Jan. 1, 1951 (New Orleans), UK 13, OU 7—The No. 1 ranked Sooners, riding a 31-game winning streak, were heavy favorites as the teams lined up for annual Sugar Bowl festivities; however, Kentucky's defensive lineup, which at times featured four tackles, upset the precision of the Sooner split-T attack centered around quarterback Claude Arnold and led the way for a stunning upset. Walt Yowarsky, who was to be named the game's most valuable player, set up the first Wildcat score—a pass from "Babe" Parilli to Wilbur Jamerson—by forcing and recovering a fumble by Arnold on the Sooner 22 less than three minutes after the kickoff. Jamerson scored again in that half, plunging over from the one-foot line after a 40-yard pass from Parilli to Al Bruno. The Sooners, after being stopped on

first and goal on the UK four-yard-line in the third quarter, finally got on the board early in the fourth quarter, scoring on an 80-yard drive that utilized 12 plays and ended with Billy Vessels completing a TD pass to Merrill Green. The victory is still considered the greatest in the history of UK football.

1980 OUTLOOK: With nine starters returning on offense, that phase of Oklahoma's game should be up to par with the 11-1 performance of last season. Coach Barry Switzer is concerned with such "problems" as whether to play super running-back David Overstreet at left or right halfback. On the defensive side, the Sooners return tackle Keith Gary, voted the Big Eight newcomer of the year on defense in 1979, as well as quality tackle-noseguard Richard Turner. However, starters at both defensive end positions, as well as both linebackers, are gone. In the secondary, Jay Jimerson and Basil Banks are back, along with veterans Ken Sitton and Byron Paul and promising sophomore Darrell Songy. The kicking game returns Michael Keeling, who hit six of eight FGA and was perfect in extra point conversions (32x32). Keeling also punted 32 times for 1340 yards, a 41.9 average.

1980 Schedule

Sept. 13	Kentucky at Norman
Sept. 27	Stanford at Norman
Oct. 4	Colorado at Boulder
Oct. 11	Texas at Dallas
Oct. 18	Kansas State at Norman
Oct. 25	Iowa State at Ames
Nov. 1	North Carolina at Norman
Nov. 8	Kansas at Lawrence
Nov. 15	Missouri at Norman
Nov. 22	Nebraska at Lincoln
Nov. 29	Oklahoma State at Norman

1979 Results

21	Iowa	6
49	Tulsa	13
63	Rice	21
49	Colorado	24
7	Texas	16
38	Kansas State	6
38	Iowa State	9
38	Oklahoma State	7
38	Kansas	0
24	Missouri	22
17	Nebraska	14
	Orange Bowl	
24	Florida State	7

Series Scores

1951 (N) 13 7

BIRTHPLACE OF DIXIE FOOTBALL


The first intercollegiate football game ever played in the South, and probably the first to take place west of the Alleghenies, came about April 9, 1880, on old Stoll Field, now the site of the new Fine Arts Building on the UK campus. In that game, Kentucky University (now Transylvania) beat Centre, 13-3/4-0. The University of Kentucky, then called A&M College of Kentucky, did not play its first game until a year later on the same field.



LEE CORSO
Head Coach

Third Game
September 20

INDIANA
at Lexington



TIM CLIFFORD
Quarterback

Site—Commonwealth Stadium

Kickoff—1:30 p.m. EDT

Indiana HQ—Hilton Inn

Facts about Indiana

Location—Bloomington
Enrollment—31,526
Athletic Director—Ralph Floyd
Coach—Lee Corso (Fl. State '57)

Conference—Big Ten
Colors—Cream & Crimson
Publicist—Tom Miller
Office Phone—(812) 337-2421

NICKNAME—Fightin' Hoosiers

Offense—Pro "I"
Lettermen Lost—21
Lettermen Returning—39

Defense—5-2-4
Captain—TBA

Key Losses—SE Mike Friede, T Marlon Flemming, G Jeff Phipps, FB Tony D'Orazio, LB Randy Willhite, CB Stoner Gray.

Top Veterans—QB Tim Clifford, TB Mike Harkrader and Lonnie Johnson; T Gerhard Ahting, C Lucky Wallace; TE Bob Stephenson and Dave Harangody; DE Brent Tisdale; MG or LB Terry Tallen, CB Tim Wilbur; LB Craig Walls.

Newcomers to Watch—T Mark Filburn, P-K Don Geisler, SS Jerry Lee, T Glen Spinks.

SERIES HISTORY: After defeating the Wildcats last year in Bloomington, the Hoosiers hold a 10-3-1 edge in a series that began with a 24-24 tie at Lexington in 1893. The teams met again 11 years later at Bloomington, where UK star halfback C. W. Haynes "made the big Indiana line look like shredded wheat bisquits" while leading the Wildcats to a 12-0 victory. Indiana blanked the Wildcats, 29-0, the following year. The Wildcats won, 24-7, at Bloomington in 1918, then lost the next eight in a row before finally beating the Hoosiers, 28-22, at Lexington in 1974. Indiana won, 18-10, as the series was renewed last year at Bloomington.

LAST MEETING: Sept. 22, 1979 (Bloomington) UK 10, IU 18—Indiana struck twice in the second quarter, scoring first on a 10-yard Tim Clifford-to-Mark Fishel

pass and then striking quickly on its next possession on a 43-yard touchdown run by Al Darring. The Hoosiers threatened again on their final series of the half, but Lonnie Johnson's fumble into the end zone was recovered by UK's Tim Gooch. Freshman Randy Jenkins breathed some life into the Wildcats, marching to the IU 26, where Rick Strein connected on a 42-yard field goal. As the fourth quarter opened, Jenkins engineering a 10-play, 45-yard scoring drive, with Shawn Donigan plunging over from the one. Strein's kick closed the gap to 15-10. Indiana then drove 71 yards in 12 plays, scoring on a 27-yard field goal by Steve Straub. The game ended with IU on the Wildcat six-yard-line.

1980 OUTLOOK: Seven starters return from an offensive unit that set nine all-time Indiana records, averaging nearly 400 yards a game. They're spearheaded by Tim Clifford, the Big Ten's MVP of 1979, who set four new Hoosier records in '79 and probably will wrap up just about all IU's passing and total offense marks. A bumper crop of runningbacks is headed by Mike Harkrader, who needs just 100 yards to become IU's all-time leader.

Defensively, just two starters—LB Randy Willhite and CB Stoner Gray—are gone, and the unit that Lee Corso called the "who" defense can be expected to be much more effective. The secondary, built around All-Big Ten Tim Wilbur, who in the span of two seasons has cornered all IU records for interceptions and return yardage, should be a stronger unit.

1980 Schedule

Sept. 13	Iowa at Bloomington
Sept. 20	Kentucky at Lexington
Sept. 27	Colorado at Boulder
Oct. 4	Duke at Bloomington
Oct. 11	Wisconsin at Bloomington
Oct. 18	Ohio State at Columbus
Oct. 25	Northwestern at Evanston
Nov. 1	Michigan at Bloomington
Nov. 8	Minnesota at Minneapolis
Nov. 15	Illinois at Bloomington
Nov. 22	Purdue at Lafayette

1979 Results

30	Iowa	26
44	Vanderbilt	14
18	Kentucky	10
16	Colorado	17
3	Wisconsin	0
6	Ohio State	47
30	Northwestern	0
21	Michigan	27
42	Minnesota	24
45	Illinois	14
21	Purdue	31
Holiday Bowl		
38	Brigham Young	37

Series Scores

	KY	Ind.		KY	Ind.
1893 (H)	24	24	1967 (A)	10	12
1904 (A)	12	0	1969 (H)	30	58
1905 (A)	0	29	1971 (A)	8	26
1918 (A)	24	7	1972 (H)	34	35
1919 (H)	0	24	1973 (A)	3	17
1926 (A)	6	14	1974 (H)	28	22
1927 (H)	0	21	1979 (A)	10	18

(Kentucky won 3, Indiana won 10, one tie)



DENNY STOLZ
Head Coach

Fourth Game
September 27
BOWLING GREEN
at Lexington



DAN SHETLER
Split End

Kickoff—1:30 p.m.

Bowling Green HQ—TBA

Facts about Bowling Green

Location—Bowling Green, OH
Enrollment—16,000
Athletic Director—Jim Lessig
Coach—Denny Stolz

Conference—Mid-America
Colors—Burnt Orange & Seal Brown
Publicist—Allan Chamberlin
Office Phone—(419) 372-2401

NICKNAME—Falcons

Offense—I-Pro
Lettermen Lost—13
Lettermen Back—45

Defense—5-2
Captains—TBA

Key Losses—QB Mike Wright, OT Bob Harris, DE Mike Callesen, LB John Fitzpatrick

Top Veterans—TB Kevin Folkes, SE Dan Shetler, DG Dean Hull, DE Tim Ross, K John Spengler, DT Todd Gates, LB Doug Carr.

Newcomers to Watch—OT Cornell Jones, OT Dean Hall, DB Merv Washington, LB Mark White, P Dennis Bucci.

SERIES HISTORY: (See LAST MEETING).

LAST MEETING: Sept. 15, 1979 (Lexington) UK 20, BGU 14—The Falcons took advantage of an early break, scoring on a 35-yard run by Kevin Folkes on the first play after BG's Mike Callesen recovered a fumble by UK's Terry Henry. Late in the second quarter, Juan Portela led the Wildcats to a six-play, 42-yard scoring drive, but Rick Strein's kick failed and Bowling Green led, 7-6, at halftime. After Tom Petty returned the second half kick to the UK 16, the Wildcats' Pete Venable went up the middle for two yards and then skirted right end for an 82-yard TD. The Wildcats held Bowling Green on downs after the ensuing kickoff and Larry Carter

took a BG punt on the UK 40 and returned it for a touchdown. Chris Jones scored a two-point conversion. Bowling Green opened the final quarter with a scoring drive that covered 80 yards in 14 plays. The Falcons got one more possession, but were forced to punt on downs. UK held the ball the final 5:38 minutes.

1980 OUTLOOK: The return of 45 lettermen, including 15 starters, and the addition of an excellent freshman class make fourth year Coach Denny Stolz optimistic that the Falcons can challenge for the Mid-America Conference Championship. The top four tailbacks and top four fullbacks all return along with leading receiver Dan Shetler, but the key to the offense will be quarterback. Record-setting QB Mike Wright has graduated, leaving a wide-open battle for the starting berth. The offensive line is experienced in the middle, but the tackle spots are open. On defense, tackle Todd Gates and ends Tim Ross and Andre Young anchor the line. Doug Carr returns at linebacker, while the entire secondary is back along with several excellent frosh DB prospects. Senior John Spengler enters the season with consecutive strings of 51 extra points and 11 field goals.

1980 Schedule

Sept. 6	Richmond at Richmond
Sept. 13	E. Michigan at Bowling Green
Sept. 20	Cal State at Bowling Green
Sept. 27	Kentucky at Lexington
Oct. 4	W. Michigan at Kalamazoo
Oct. 11	Toledo at Toledo
Oct. 18	Kent State at Bowling Green
Oct. 25	Miami at Miami
Nov. 1	Ball State at Bowling Green
Nov. 8	Cent. Mich. at Mount Pleasant
Nov. 22	Ohio at Bowling Green

1979 Results

32	East Michigan	6
10	Iowa State	38
0	Central Michigan	24
16	West. Michigan	3
17	Toledo	23
28	Kent State	17
3	Miami	21
23	Ball State	38
14	Kentucky	20
31	S. Miss.	27
21	Ohio	38

Series Scores

	KY	BG
1979 (H)	20	14

KENTUCKY'S COLORS

One day back in the 1880s, a group of football stalwarts met to choose colors for the Agricultural and Mechanical College of Kentucky (forerunner of UK). Someone suggested blue and white—"blue like Dick Stoll's necktie"—and the colors were adopted. Stoll was to become Judge Richard C. Stoll, distinguished public servant and for more than 50 years a member of the UK Board of Trustees.




PAUL BRYANT
Head Coach

Fifth Game
October 4
ALABAMA
at Birmingham

Site—Legion Field

Kickoff—1:30 p.m.



MAJOR OGILVIE
Running Back

Kentucky HQ—Plaza Hotel South

Facts about Alabama

Location—Tuscaloosa, AL
Enrollment—17,500
Athletic Director—Paul Bryant
Coach—Paul Bryant

Conference—Southeastern
Colors—Crimson & White
Publicist—Charley Thornton
Office Phone—(205) 348-6161

NICKNAME—Crimson Tide

Offense—Wishbone
Lettermen Lost—21
Lettermen Back—38

Defense—5-2
Captain—TBA

Key Losses—OC Dwight Stephenson, OT Jim Bunch, QB Steadman Shealy, FB Steve Whitman, DB Don McNeal, DT David Hannah, DE Wayne Hamilton, OT Mike Brock.

Top Veterans—DE E. J. Junior, LB Thomas Boyd, DB Jim Bob Harris, DT Byron Braggs, LB Randy Scott, RB Major Oglivie, DB Tommy Wilcox, DB Ricky Turner, RB Billy Jackson.

Newcomers to Watch—RB Linnie Patrick, RB Mike Rodriguez, OL Mark Jackson, SE Jesse Bendross, PK Peter Kim

SERIES HISTORY: Kentucky has managed only one victory and a tie in 28 games since the series with Alabama began in 1917. The Tide got off to a fine start, blasting a weak UK team, 27-0, in Lexington. Five years later, sophomore fullback Curtis Sanders caught a 20-yard pass and gained nine crucial yards in three carries to set up a seven-yard run by Bruce Fuller as the Wildcats defeated the Tide, 7-0. Alabama won the next 16 games before the Wildcats, behind Ermal Allen and Noah Mullins, came from behind for a 7-7 tie in 1939. The Tide won seven more consecutive games before the series was interrupted in 1947 and then started the renewal off with a 35-0 victory in 1972 and a 28-14 victory in 1973.

LAST MEETING: Sept. 22, 1973 (Lexington) UK 14, UA 28—Kentucky's surpris-

ing defense held the fourth-ranked tide at bay while the offense scored two touchdowns to take a 14-0 lead into halftime. The first Wildcat score came when Jim Hovey and Ned Lidvall smashed into junior quarterback Gary Rutledge, causing a fumble that Jeff Woodcock recovered on the Tide 30. UK scored in five plays as Sonny Collins burst over from the four. Then the Wildcats marched 61 yards after an Alabama punt, with the scoring play coming on an Ernie Lewis pass that bounced out of several hands and into the arms of Jack Alvarez. The play that opened the floodgates for the Tide came on the opening kickoff of the second half, as Willie Shelby juggled Kent Reyes' kickoff at his own goal line, dropped the ball and scooped it up before setting off on a 100-yard touchdown return. Then Rutledge came on to direct touchdown drives of 59, 75 and 31 yards, scoring himself on a six-yard run and handing off to Shelby and Wilbur Jackson for touchdowns of two and three yards, respectively.

1980 OUTLOOK: Although The Tide lost 21 lettermen from their 1979 championship team, Coach Bryant still has 38 returning lettermen, including such talented performers as RBs Major Ogilvie and Billy Jackson; DE E. J. Junior, LB Thomas Boyd, DT Byron Braggs, and others. It's the same old story—a lot of talent—as Bryant enters his 23rd season as Tide coach with a record of 205-38-8. He has an overall record in 35 years of 296-77-16 and is only 19 victories from breaking Amos Alonzo Stagg's all-time record of 314 career wins. Bryant will be after his seventh national championship team at Alabama while the Tide will be after its 18th SEC championship. A tough year to be visiting Birmingham.

1980 Schedule

Sept. 6	Georgia Tech at Birmingham
Sept. 20	Mississippi at Jackson
Sept. 27	Vanderbilt at Tuscaloosa
Oct. 4	Kentucky at Birmingham
Oct. 11	Rutgers at East Rutherford
Oct. 18	Tennessee at Knoxville
Oct. 25	Southern Miss. at Tuscaloosa
Nov. 1	Mississippi State at Jackson
Nov. 8	Louisiana State at Tuscaloosa
Nov. 15	Notre Dame at Birmingham
Nov. 29	Auburn at Birmingham

1979 Results

30	Georgia Tech	6
45	Baylor	0
66	Vanderbilt	3
38	Wichita State	0
40	Florida	0
27	Tennessee	17
31	Virginia Tech	7
24	Mississippi State	7
3	Louisiana State	0
30	Miami (FL)	0
34	Auburn	16
24	Arkansas	9
	(Sugar Bowl)	

Series Scores

	Ky.	Ala.		
1917 (H) 0	28	1928 (A) 0 14
1922 (H) 7	0	1929 (A) 13 24
1923 (A) 8	16	1930 (H) 0 19
1924 (A) 7	42	1931 (A) 7 9
1925 (A) 0	31	1932 (H) 7 12
1926 (A) 0	14	1933 (A) 0 20
1927 (A) 6	21	1934 (H) 14 34

	Ky.	Ala.		
1935	(A) 0	13	1942	(H) 0 14
1936	(H) 0	14	1944	(A) 0 41
1937	(A) 0	41	1945	(H) 19 60
1938	(H) 6	26	1946	(A) 7 21
1939	(A) 7	7	1947	(H) 0 13
1940	(H) 0	25	1972	(A) 0 35
1941	(A) 0	30	1973	(H) 14 28

(Kentucky won 1, Alabama won 26, ties 1)



EVERETT



LEDFORD



HACKER



STEVENS

University of Kentucky Radio

The Kentucky Network, which was awarded the UK broadcast rights in June, 1980, for the next three years, began broadcasting on April 3, 1978 as the first and only full-time network in the state to provide comprehensive statewide news, sports, weather and farm programming on a 7-day-a-week, 12-month-a-year basis.

Since its inception, the Network has grown from 12 stations to its current 71 affiliates. In 1979, it merged with the Tennessee Radio Network and the South Carolina Network, with Jim Chafin assuming the role of President.

With the ownership of the University of Kentucky broadcast rights, D. J. Everett, a 1969 UK graduate, will coordinate the sports network. Manager Tom Stevens has established the sports programming for Kentucky Network.

Synonymous with the Wildcats is sportscaster Cawood Ledford, former sports director of WHAS-Radio-TV, Louisville. Ledford is entering his 15th year with the UK network and 28th year of covering UK sports.

Assisting Ledford is Ralph Hacker, president and general manager of radio station WVLK in Lexington, who begins his ninth year as color commentator. Tom Stevens will provide the sidelines comments.



JERRY STOVALL
Head Coach



MARCUS QUINN
Strong Safety

Sixth Game
October 18

LOUISIANA STATE
at Lexington

Site—Commonwealth Stadium

Kickoff—7:30 p.m.

LSU Headquarters—To be announced

Facts about LSU

Location—Baton Rouge, LA
Enrollment—25,729
Athletic Director—Paul Dietzel
Coach—Jerry Stovall

Conference—Southeastern
Colors—Purple & Gold
Publicist—Paul Manasseh
Office Phone—(504) 388-8226

NICKNAME—Fighting Tigers

Offense—Veer
Lettermen Lost—18
Lettermen Back—43

Defense—50
Colors—Purple & Gold
Office Phone—(505) 388-8226

Key Losses—QB Steve Ensminger, QB David Woodley, SE Carlos Carson, DE John Adams, S Willie Teal, C John Ed Bradley.

Top Veterans—DE Lyman White, DT Benjy Thibodeaux, NG George Atiyeh, SS Marcus Quinn, CB James Britt, CB Chris Williams, SE Orlando McDaniel.

Newcomers to Watch—QB Alan Risher, RB Mike Montz, DT Leonard Marshall, LB Leonard Williams.

SERIES HISTORY: The Wildcats started the series with shutout victories at Baton Rouge in 1949 and in Lexington the following year. The Teams played on a pretty even keel until LSU took command with a 21-0 victory at Lexington in 1957, won the next two in a row, lost to the Wildcats, 3-0, and then won 13 in a row until the 1974 Wildcat squad won, 20-13, in Lexington. The Tigers bounced back, 17-14, the following year at Baton Rouge. Kentucky won the next two games and then lost in 1978 and last year.

LAST MEETING: Oct. 20, 1979, (Baton Rouge) UK 19, LSU 23—The Wildcats completely dominated the first three quarters, taking a 13-3 halftime lead and then leading 19-10 going into the final quarter, when their mistakes did them in. Shawn Donigan got UK on the board first with a one-yard run that ended a 14-play, 61-yard drive. Don Barthel kicked a 35-yard field goal for the Tigers, but UK came back with an 18-yard Terry Henry touchdown run that ended a four-play, 52-yard drive. The

Wildcats scored early in the third quarter on a 7-yard pass from Henry to Chris Jones. The Tigers came right back with a four-play, 80-yard TD drive climaxed by a nine-yard pass from Steve Ensminger to Lionel Wallace. LSU drove 80 yards in 17 plays at the beginning of the fourth quarter, scoring on a two-yard keeper by Ensminger. On the kickoff, UK's Tom Petty stepped out of bounds after the catch, giving LSU possession on the UK 8. Donigan fumbled on the first play and LSU recovered at the UK 10. Three plays later, Jessie Myles plunged over from the one.

1980 OUTLOOK: The most critical problem facing new head coach Jerry Stovall is at quarterback, where David Woodley and Steve Ensminger held forth for the past three years. But juniors Bob Lane and Robbie Mahfouz and sophomore Alan Risher possess more than the normal amount of talent. Only LeRoid Jones is missing from the running backs. Although Carlos Carson has departed, LSU still can boast of an abundance of fine receivers. The interior line lost a pair of stickout performers in center John Ed Bradley and tackle Eddie Stanton, but the remainder of the group remains intact. Defensively, end Lyman White and tackle Benjy Thibodeaux should offset the losses of end John Adams and tackle Ivan Phillips. George Atiyeh is a fine noseguard. Jerry Hill is the only returning starter at LB, but there are good players in the wings. The absence of brilliant safety Willie Teal will be felt, but Chris Williams, James Britt and Marcus Quinn are a fine trio. Senior Don Barthel returns as the placekicking specialist while Robbie Mahfouz and sophomore John Conway are back as punters.

1980 Schedule

Sept. 6	Florida State at Baton Rouge
Sept. 13	Kansas State at Baton Rouge
Sept. 20	Colorado at Baton Rouge
Sept. 27	Rice at Houston
Oct. 4	Florida at Gainesville
Oct. 11	Auburn at Baton Rouge
Oct. 18	Kentucky at Lexington
Nov. 1	Mississippi at Baton Rouge
Nov. 8	Alabama at Tuscaloosa
Nov. 15	Mississippi State at Jackson
Nov. 22	Tulane at Baton Rouge

1979 Results

44	Colorado	0
47	Rice	3
12	USC	17
20	Florida	3
14	Georgia	21
23	Kentucky	19
19	Florida State	24
28	Mississippi	24
0	Alabama	3
21	Miss. State	3
13	Tulane	24
	Tangerine Bowl	
34	Wake Forest	10

Series Scores

	KY	LSU		
1949	(A) 19	0	1958	(A) 7 32
1950	(H) 14	0	1959	(H) 0 9
1952	(H) 7	34	1960	(H) 3 0
1953	(A) 6	6	1961	(A) 14 24
1954	(H) 7	6	1962	(H) 0 7
1955	(A) 7	19	1963	(A) 7 28
1956	(H) 14	0	1964	(H) 7 27
1957	(A) 0	21		

	KY	LSU		
1965.....(A).....	21	31	1973.....(A).....	21 28
1966.....(H).....	0	30	1974.....(H).....	20 13
1967.....(A).....	7	30	1975.....(A).....	14 17
1968.....(A).....	3	13	1976.....(H).....	21 7
1969.....(H).....	10	37	1977.....(A).....	33 13
1970.....(A).....	7	14	1978.....(H).....	0 21
1971.....(H).....	13	17	1979.....(A).....	19 23
1972.....(A).....	0	10		

(Kentucky won 8, LSU won 21, tied 1)

THE CATS' PAUSE

A Success Story

University of Kentucky sports rank at the top of the collegiate athletics and this tremendous interest has enabled UK to achieve another first in the communications field. It was the first major college to have a weekly sports magazine devoted entirely to Wildcat coverage.

The Cats' Pause, a sports magazine, which publishes 40 issues annually, issued its first edition on September 10, 1976, and became an overnight success.

Owned privately by the Wildcat News Company, and established with the permission and blessings of UK Athletic Director Cliff Hagan, the publication is not connected with either UK or the University of Kentucky Athletics Association, but it does enjoy an excellent relationship with the University and athletics officials.

Publisher of the publication is Oscar L. Combs of Lexington, a Perry County native, who previously owned two weekly newspapers in Eastern Kentucky and is a past vice-president of the Kentucky Press Association.

During his ten years of weekly newspaper experience, Combs was selected "Sports Columnist of The Year" four times by the Kentucky Press Association. Other honors included "Editorial Writer of the Year" in 1970 and "Feature Writer of the Year" in 1971. He became the youngest newspaper publisher in the state when he purchased the Tri-City News in Cumberland at the age of 25.

After acquiring The East Kentucky Voice in Hazard in 1972, Combs decided to leave the weekly newspaper business during 1975 and sold both newspapers to enter the sports publishing field.

Last year, he was honored by the U.S. Basketball Writers Association for best feature story in the magazine division of that organization's national contest.

Now entering its sixth year, TCP offers readers complete game-by-game coverage with box scores, coach's comments, action photos, sports quizzes, special player profiles and a weekly column on the Southeastern Conference among other features. The publication goes to press every Tuesday morning from September through May and monthly during the summer. Subscriptions are available by mail and the magazine is on most newsstands in Kentucky.



VINCE DOOLEY
Head Coach

Seventh Game


October 25

GEORGIA

Site—Commonwealth Stadium

Kickoff—7:30 p.m.

Georgia HQ—Holiday Inn, North



REX ROBINSON
Place-Kicker

Facts about Georgia

Location—Athens, GA

Enrollment—22,500

Athletic Director—Vince Dooley

Coach—Vince Dooley

Conference—Southeastern

Colors—Red & Black

Publicist—Claude Felton

Office Phone—(404) 542-1621

NICKNAME—Bulldogs

Offense—"I"

Lettermen Lost—13

Lettermen Back—48

Defense—Split 60

Captain—Game by game

Key Losses—QB Jeff Pyburn, C Ray Donaldson, DE Gordon Terry, ROV Pat Collins, FLK Carmon Prince, P Mike Garrett.

Top Veterans—OG Nat Hudson, OT Tim Morrison, FB Jimmy Womack, FLK Amp Arnold, QB Buck Belue, SE Lindsay Scott, PK Rex Robinson, DG Eddie Weaver, LB Nate Taylor, LB Frank Ros, CB Scott Woerner.

Newcomers to Watch—RB Herschel Walker.

SERIES HISTORY: The Wildcats broke a seven-year drought by defeating the Bulldogs, 12-7, at Athens in 1973 and then lost three in a row before coming back with a convincing 33-0 win at Athens in 1977. The two schools have met almost annually since 1939, with Georgia leading, 23-7-2. During the 22 years that Wally Butts coached the Bulldogs, Georgia won nine of 14 games; however, Butts' four SEC champions managed an average win of only 11 points over UK. Georgia won the past two years.

LAST MEETING: Oct. 27, 1979 (Athens) UK 6, UG 20—The Wildcats lost four of six fumbles and had three passes intercepted as they bobbled the game away to Georgia. On UK's third play after the opening kickoff, Chris Jones fumbled a bad pitch from Terry Henry and recovered on the UK 25. Chris Poulton then got away a short (25-yard) punt. Georgia marched into the end zone in eight plays, with Rex Robinson kicking his 59th consecutive extra point. Late in the quarter, a Henry fum-

ble was recovered by Dale Williams at the UK 16. The Bulldogs were forced to settle for a 26-yard field goal by Robinson. Early in the second quarter, a Shawn Donigan fumble was recovered by Georgia at the UK 23. The Bulldogs marched over in four plays. Kentucky scored on a one-yard run by Donigan in the fourth quarter, with the kick for point being blocked. Robinson kicked a 47-yard field goal to end the scoring.

1980 OUTLOOK: Vince Dooley welcomes 18 starters back from last year's 6-5 team, but he still seeks depth in many positions. In the offensive line, Georgia returns only three players with any experience and there is no one at the center position with experience. The wide receivers are most experienced with returning starters Lindsay Scott, SE, and Amp Arnold, FLK. Tight end features co-regulars Norris Brown and James Brown. The tailback situation has been a question mark, but those ranks should be shored up by incoming freshman Herschel Walker, national "Back of the Year." Buck Belue, the only quarterback with any playing time, led the team in passing in 1979 and has recovered from a broken ankle received in the 10th game. The defensive line will have more experience, as will the backfield. The linebackers are looking for more speed. All-SEC and All-America kicker Rex Robinson returns, but three-year punter Mike Garrett is gone.

1980 Schedule

Sept. 6	Tennessee at Knoxville
Sept. 13	Texas A&M at Athens
Sept. 20	Clemson at Athens
Sept. 27	TCU at Athens
Oct. 11	Ole Miss at Athens
Oct. 18	Vanderbilt at Athens
Oct. 25	Kentucky at Lexington
Nov. 1	South Carolina at Athens
Nov. 8	Florida at Jacksonville
Nov. 15	Auburn at Auburn
Nov. 29	Georgia Tech at Athens

1979 Results

21	Wake Forest	22
7	Clemson	12
20	South Carolina	27
24	Ole Miss	21
21	LSU	14
31	Vanderbilt	10
20	Kentucky	6
0	Virginia	31
33	Florida	10
13	Auburn	33
16	Georgia Tech	3

Series Scores

	KY	GA		KY	GA
1939.....(N).....	13	6	1963.....(H).....	14	17
1940.....(A).....	7	7	1964.....(A).....	7	21
1942.....(A).....	6	7	1965.....(H).....	28	10
1944.....(A).....	12	13	1966.....(A).....	15	27
1945.....(H).....	6	43	1967.....(H).....	7	31
1946.....(A).....	13	28	1968.....(H).....	14	35
1947.....(H).....	26	0	1969.....(A).....	0	30
1948.....(A).....	12	35	1970.....(H).....	3	19
1949.....(H).....	25	0	1971.....(A).....	0	34
1956.....(A).....	14	7	1972.....(H).....	7	13
1957.....(H).....	14	33	1973.....(A).....	12	7
1958.....(A).....	0	28	1974.....(H).....	20	24
1959.....(H).....	7	14	1975.....(A).....	13	21
1960.....(H).....	13	17	1976.....(H).....	7	31
1961.....(A).....	15	16	1977.....(A).....	33	0
1962.....(A).....	7	7	1978.....(H).....	16	17
			1979.....(A).....	6	20

(Kentucky won 7, Georgia won 24, ties 2)



VINCE GIBSON
Head Coach


Eighth Game
November 1

TULANE
at New Orleans

Site—Superdome

Kickoff—7:30 p.m.

Kentucky HQ—Hyatt Regency



WINFRED SIMON
Middle Guard

Facts about Tulane

Location—New Orleans, LA
Enrollment—9,633
Athletic Director—Hindman Wall
Coach—Vince Gibson

Conference, Independent
Colors—Olive Green & Sky Blue
Publicist—M. L. Lagarde
Office Phone—(504) 865-4391

NICKNAME—Green Wave

Offense—Multiple
Lettermen Lost—16
Lettermen Returning—38

Defense—50
Captain—To Be Announced

Key Losses—QB Roch Hondas, RB Marvin Christian, WR Alton Alexis, WR Darrell Griffin, DHB Steve Hubbell, DLB Bob Becnel.

Top Veterans—WR Marcus Anderson, OT Rob Indicott and Scott Morrell, OG Arnie Diaz & Chuck Pitcock, MG Wilfred Simon, DT Kevin Cole, OLB Jeff Roberts, LB Frank Robinson & Marty Wetzels, DHB Terry Daffin, TE Rodney Holman.

Newcomers to Watch—TBs Marvin Lewis & Kelvin Robinson.

SERIES HISTORY: A victory in 1975 gave the Wildcats a 6-5 edge in a series that dates back to a 10-3 UK victory at Lexington in 1910. The teams skipped 22 years before Tulane returned to Lexington and defeated the Wildcats, 6-3, in 1932. Tulane then won the next three games in consecutive years before the series was interrupted. Sixteen years later, UK went to New Orleans and blanked the Greenies, 37-0. The Wildcats won in Lexington in 1952. When the series was resumed 20 years later, Tulane won in New Orleans, but UK won in 1973-74-75.

LAST MEETING: Nov. 1, 1975 (Lexington) UK 23, Tulane 10—Two Tulane fumbles and an interception set up two Wildcat touchdowns and a 44-yard field goal by John Pierce as the Greenies lost the ball a total of five times on miscues—three in-

terceptions and two fumbles, while UK didn't have a turnover. The Wildcats held Tulane to 104 yards on the ground, but Buddy Gilbert completed 16 of 36 passes for 265 yards, one a 46-yard scoring bomb in the second quarter that kept the game in doubt until UK scored its final TD in the fourth quarter. Jim Kovach picked off one of Gilbert's throws, setting up Pierce's field goals. Ray Carr grabbed one in the end zone to halt a Tulane march of 71 yards in the final minutes while safetyman Ches Riddle had the last interception with two minutes to play.

1980 OUTLOOK: The most pressing problem for new coach Vince Gibson is replacing Roch Hondas, who set every passing record in Tulane history for both individual, season and career. In addition, the receiving corps was hit hard with primary wide-outs Darrell Griffin and Alton Alexis gone. Then one must take into consideration that three of the four secondary people graduated. However, experts are predicting another banner season for the Wave, based on an offensive line that is deep and experienced and a defense that returns several key people. The battle for Hondas' position is left to two quality players, Nickie Hall and transfer Paul Cotonese. Returning backfield starters are Terry Harris and Reggie Reginelli. After a 9-2 regular season in 1979 and a Liberty Bowl appearance, the Green Wave is entering the current season on an optimistic note.

1980 Schedule

Sept. 6	Southern Miss. at New Orleans
Sept. 13	Stanford at Stanford
Sept. 20	Rice at New Orleans
Sept. 27	Ole Miss at Oxford
Oct. 4	SMU at New Orleans
Oct. 11	Vanderbilt at Nashville
Oct. 18	Air Force at New Orleans
Nov. 15	Memphis State at New Orleans
Nov. 22	LSU at Baton Rouge

1979 Results

33	Stanford	10
17	Rice	21
33	TCU	19
24	SMU	17
42	Vanderbilt	14
20	Southern Miss.	19
17	W. Virginia	27
12	Georgia Tech	7
43	Boston College	8
49	Mississippi	15
24	LSU	13
Liberty Bowl		
6	Penn State	9

Series Scores

Ky. Tulane		Ky. Tulane	
1910	(H) 10 3	1951	(A) 37 0
1932	(H) 3 6	1952	(H) 27 6
1933	(A) 0 34	1972	(A) 7 18
1934	(H) 7 20	1973	(H) 34 7
1935	(A) 13 20	1974	(A) 30 7
		1975	(H) 23 10

(Kentucky won 6, Tulane won 5)



GEORGE MACINTYRE
Head Coach

Ninth Game
November 8

VANDERBILT

at Lexington



ANDREW COLEMAN
Linebacker

Site—Commonwealth Stadium

Kickoff—1:30 p.m.

Vanderbilt HQ—Springs Motel

Facts about Vanderbilt

Location—Nashville, TN
Enrollment—8,484
Athletic Director—Roy Kramer
Coach—George MacIntyre

Conference—Southeastern
Colors—Old Gold & Black
Publicist—Lew Harris
Office Phone—(615) 322-4727

NICKNAME—Commodores

Offense—Veer
Lettermen Lost—14
Lettermen Back—36

Defense—4-3 & 5-2
Captain—Game

Key Losses—FL Preston Brown, RB Frank Mordica, OT Mike Ralston, DT Ricky Dean, S Ronnie Myrick

Top Veterans—TE Flavious Smith, OT Ken Hammond, OG Loie Hudgins, OG Keith Phillips, RB Terry Potter, DB Joe Staley, DT Tim Moore, LB Andrew Coleman.

Newcomers to Watch—FL Wamon Buggs, RB Lucius High, NG Pat Saindon

SERIES HISTORY: The Wildcats and Commodores first met on the gridiron in 1896, and the series is one of the South's oldest from the standpoint of first meeting and number of games. Although UK has won the past four years and had another string of four straight before falling to Vandy, 13-3, in 1975, the Commodores still lead, 27-20-4. Vanderbilt built up its series lead early, registering 12 shutouts the first 20 years. The Wildcats finally got in the win column with a 21-13 victory at Nashville in 1939.

LAST MEETING: Nov. 10, 1979 (Lexington) UK 29, VU 10—Substitute defensive back Greg Long intercepted a Vanderbilt pass and returned it 45 yards for a touch-

down with 5:44 left in the game, giving UK a 23-10 lead. Two plays later, the sophomore recovered a fumble to become the star of the defensive unit, which intercepted three passes, broke up five others (one by Long) and recovered two fumbles. Vanderbilt got on the board first with a four-yard strike from Whit Taylor to Flavious Smith. Chris Jones scored on a 34-yard run for UK, with the kick failing. Rick Strein kicked a 37-yard field goal for a 9-7 UK lead. Mike Woodward kicked a 51-yard field goal, but UK took a 15-10 lead into halftime after Terry Henry hit Scott Petersen for a five-yard scoring pass. Long's interception and a one-yard run by Rod Francis late in the game ended the scoring.

1980 OUTLOOK: Although Preston Brown, the SEC's leading receiver in 1979, and Frank Mordica, VU's career leading rusher, are gone, Coach MacIntyre feels the Commodores can have a potent offense, with QBs Van Heflin and Whit Taylor and some returning regulars. His biggest concern is to beef up the defensive team, led by Andrew Coleman, a 6-foot-0, 233 lb. junior LB who led the team with 140 tackles last season. The Commodores return 36 of 50 lettermen overall, including seven offensive starters, six defensive regulars and both the punting and kicking specialists. Jim Arnold was a second team All-SEC choice with a 41.3 average.

1980 Schedule

Sept. 13	Maryland at College Park
Sept. 20	Mississippi State at Nashville
Sept. 27	Alabama at Tuscaloosa
Oct. 11	Tulane at Nashville
Oct. 18	Georgia at Athens
Oct. 25	Mississippi at Oxford
Nov. 1	Memphis State at Memphis
Nov. 7	Kentucky at Lexington
Nov. 15	Miami at Nashville
Nov. 22	UT-Chattanooga at Nashville
Nov. 29	Tennessee at Nashville

1979 Results

14	Indiana	44
14	Citadel	27
3	Alabama	66
14	Tulane	42
35	Auburn	52
10	Georgia	31
28	Mississippi	63
19	Memphis State	3
10	Kentucky	29
29	Air Force	30
10	Tennessee	31

Series Scores

		KY	Vandy				
1896	(A)	0	6	1938	(H)	7	14
1897	(A)	0	50	1939	(A)	21	13
1901	(A)	0	22	1940	(A)	7	7
1906	(A)	0	28	1941	(H)	14	38
1907	(A)	0	40	1942	(H)	6	7
1911	(A)	0	18	1945	(A)	6	19
1916	(H)	0	45	1946	(H)	10	7
1917	(H)	0	5	1947	(A)	14	0
1918	(A)	0	33	1948	(H)	7	26
1919	(H)	0	0	1953	(H)	40	14
1920	(A)	0	20	1954	(H)	19	7
1921	(H)	14	21	1955	(A)	0	34
1922	(A)	0	9	1956	(H)	7	6
1927	(A)	6	34	1957	(A)	7	12
1928	(A)	7	14	1958	(H)	0	0
1937	(A)	0	12	1959	(A)	6	11

		KY	Vandy		
1960	(H)	27	0	1970	(H) 17 18
1961	(A)	16	3	1971	(A) 14 7
1962	(H)	7	0	1972	(H) 14 13
1963	(A)	0	0	1973	(A) 27 17
1964	(H)	22	21	1974	(H) 38 12
1965	(A)	34	0	1975	(A) 3 13
1966	(H)	14	10	1976	(H) 14 0
1967	(A)	12	7	1977	(A) 28 6
1968	(H)	0	6	1978	(H) 52 3
1969	(A)	6	42	1979	(A) 29 10


(Kentucky won 21, Vanderbilt won 27, ties 4)



Fran Curci and George MacIntyre (Cats' Pause photo)



CHARLEY PELL
Head Coach



CRIS COLLINSWORTH
Wide Receiver

Tenth Game
November 15

FLORIDA

at Lexington

Site—Commonwealth Stadium

Kickoff—1:30 p.m.

Florida HQ—Hyatt Regency

Facts about Florida

Location—Gainesville, FL
Enrollment—30,000
Athletic Director—Bill Carr
Coach—Charley Pell

Conference—Southeastern
Colors—Orange & Blue
Publicist—Norm Carlson
Office Phone—(904) 392-0641

NICKNAME—Gators

Offense—Pro-Style
Lettermen Lost—15
Lettermen Back—38

Defense—5-man front
Captain—TBA

Key Losses—DB Chuck Hatch, DB Juan Collins, OT Bill Bennek.

Top Veterans—WR Cris Collinsworth, FB James Jones, TE Chris Faulkner, S Tim Groves, LB David Little, DE Tim Golden, NG Robin Fisher, OL Joe Wickline, Dave Mabardy, Jim Subers, C John Redmond, OG Dan Plonk, FB Terry Jones, QB Larry Ochab.

Newcomers to Watch—

SERIES HISTORY: A Wildcat victory last season at Gainesville gave the Wildcats a 16-14-0 lead in a series that began with a 52-0 UK victory at Lexington in 1917. Kentucky held a 12-4 advantage through 1956, with Florida managing only a pair of victories prior to 1952. An unusual moment occurred in 1955 when Delmar Hughes, Wildcat QB sidelined earlier in the game with a broken nose, came off the bench and kicked a 20-yard FG to give UK a 10-7 decision. A year later, Lou Michaels kicked a rain-soaked ball 34 yards with two seconds remaining in the first half to put the Wildcats ahead to stay. Since 1956, Florida has defeated UK 10 out of 14 games. The 1974 Wildcats defeated the Sugar Bowl-bound Gators, 41-24, in a game that included a school record 52-yard FG by UK's John Pierce. The Wildcats have won three of the last four games.

LAST MEETING: Nov. 17, 1979 (Gainesville) UK 31, UF 3—The Wildcat defense held the Gators to 28 yards on the ground and 161 total yards as the UK offense rushed for 232 yards and passed for 157 yards. The Gators scored their lone field goal, a 52-yarder by Brian Clark, midway of the first quarter. The Wildcats tied it up, 3-3, on a 32-yard FG by Rick Strein on the second play of the second quarter and then got on the board again five minutes later on a 62-yard scoring pass from Juan Portela to Felix Wilson. On UK's next possession, Portela threw a 43-yard TD strike to Wilson and UK led, 17-3, at halftime. Chris Jones scored two TDs for UK in the final period.

1980 OUTLOOK: The 1980 Gators lack proven depth and experience, but there are quality players at hand, beginning with senior WR Cris Collinsworth and sophomores Chris Faulkner (TE) and James Jones (FB) on offense. Defensively, the initial checklist would find senior safety Tim Groves, LB David Little, end Tim Golden and NG Robin Fisher. Coach Charley Pell places high priority on improving the secondary, offensive line, quarterbacks and kicking game. The secondary lost its two most experienced players and is extremely young. The offensive line, which lost one player, started three freshmen last year. Pell's commitment to a pro-style offense and inexperience at quarterback creates what he calls "a tremendous challenge." Senior Dave Little will battle sophomores Fernando Jackson and Mike Ricketts for that position.

1980 Schedule

Sept. 13	California at Tampa
Sept. 20	Georgia Tech at Atlanta
Sept. 27	Mississippi State at Gainesville
Oct. 4	LSU at Gainesville
Oct. 18	Mississippi at Oxford
Oct. 27	Louisville at Gainesville
Nov. 1	Auburn at Gainesville
Nov. 8	Georgia at Jacksonville
Nov. 15	Kentucky at Lexington
Nov. 22	Florida State at Tallahassee
Nov. 29	Miami at Gainesville

1979 Results

10	Houston	14
7	Georgia Tech	7
10	Miss. State	24
3	LSU	20
0	Alabama	40
10	Tulsa	20
13	Auburn	19
10	Georgia	33
3	Kentucky	31
16	Florida State	27
24	Miami	30


Series Scores

	KY	FLA		KY	FLA
1917 (H)	52	0	1956 (A)	17	8
1926 (N)	18	13	1957 (H)	7	14
1927 (N)	6	27	1967 (A)	12	28
1931 (N)	7	2	1968 (H)	14	16
1935 (H)	15	6	1969 (A)	6	31
1936 (H)	7	0	1970 (H)	13	24
1937 (A)	0	6	1971 (A)	24	35
1948 (H)	34	15	1972 (A)	0	40
1949 (N)	35	0	1973 (A)	18	20
1950 (H)	40	6	1974 (H)	41	24
1951 (A)	14	6	1975 (A)	7	48
1952 (A)	0	27	1976 (H)	28	9
1953 (H)	25	13	1977 (A)	14	7
1954 (A)	7	21	1978 (H)	16	18
1955 (H)	10	7	1979 (A)	31	3

(Kentucky won 16, Florida won 14, ties 0)



JOHNNY MAJORS
Head Coach



REGGIE HARPER
Tight End

Eleventh Game

November 22

TENNESSEE

at Knoxville

Site—Neyland Stadium

Kickoff—1:30 p.m.

Kentucky HQ—Holiday Inn, Cove Lake

Facts about Tennessee

Location—Knoxville, TN

Enrollment—29,058

Athletic Director—Bob Woodruff

Coach—Johnny Majors

Conference—Southeastern

Colors—Orange & White

Publicist—Haywood Harris

Office Phone—(615) 974-1212

NICKNAME—Volunteers

Offense—Multiple

Lettermen Lost—15

Lettermen Back—43

Defense—5-2

Captain—To Be Named

Key Losses—DB Roland James, QB Jimmy Streater, LB Craig Puki.

Top Veterans—RB Hubert Simpson, TE Reggie Harper, OG Bill Marren, K Alan Duncan, MG Jim Noonan, WR Anthony Hancock, OT Tim Irwin.

Newcomers to Watch—WR Willie Gault, RB Glenn Ford, TE Mike L. Cofer.

SERIES HISTORY:

LAST MEETING: Nov. 24, 1979 (Lexington) UK 17, UT 20—With a Hall of Fame Bowl bid riding on the game, the Wildcats fought the Bluebonnet Bowl-bound Vols on even terms, losing on a 25-yard field goal by Alan Duncan with five seconds remaining in the game. The Vols got on the board first with a 30-yard Duncan field goal early in the first quarter. They went ahead, 10-0, on a 12-yard touchdown pass from Jeff Olszewski to Hubert Simpson. Kentucky went ahead, 14-10, on two second quarter touchdowns, a 57-yard run by Chris Jones and a nine-yard Terry Henry to Felix Wilson pass. Tennessee scored on a two-yard rush by James Berry in the third quarter and UK tied the score with a 25-yard field goal by Rick Strein. Tennessee recovered a Shawn Donigan fumble at the UT-44 late in the fourth quarter and ground the ball to the UK 8, setting up Duncan's winning kick.

1980 OUTLOOK: The Vols suddenly have an absence of scrambling quarterbacks of the Condredge Holloway-Jimmy Streater stripe, but the current crop, known more for its dropback throwing capabilities, is capable. Jeff Olszewski's stock ballooned when he replaced the injured Streater before halftime of the Notre Dame game last year and guided the Vols to a 40-18 victory. Bobby King and Phil Ingram will battle for the position. Leading the runners will be Hubert Simpson, who underwent a transformation last year that took him from benchwarmer through the first seven games to workhorse in the last four games. James Berry, Terry Daniels and Glenn Ford are other proven runners. The receivers are led by Reggie Harper, whose all-star credentials at TE have been established. The offensive line will be stronger. On defense, the Vols have experience on the front line and three starting backs returning, missing All-America Roland James. The kicking game should be more than adequate, with returnees Alan Duncan (33-33 extra points, 10-15 field goals) and punter John Warren (40.5 average on 52 punts) on hand. Looks like a banner year for the Vols.

1980 Schedule

Sept. 6	Georgia at Knoxville
Sept. 13	Southern Cal. at Knoxville
Sept. 20	Washington State at Knoxville
Sept. 27	Auburn at Auburn
Oct. 11	Georgia Tech at Atlanta
Oct. 18	Alabama at Knoxville
Oct. 25	Pittsburgh at Knoxville
Nov. 1	Virginia at Knoxville
Nov. 15	Mississippi at Memphis
Nov. 22	Kentucky at Knoxville
Nov. 29	Vanderbilt at Nashville

1979 Results

28	Boston College	16
51	Utah	18
35	Auburn	17
9	Miss. State	28
31	Georgia Tech	0
17	Alabama	27
7	Rutgers	13
40	Notre Dame	18
20	Mississippi	44
20	Kentucky	17
31	Vanderbilt	10
Bluebonnet Bowl		
22	Purdue	27

Series Scores

	KY	Tenn.		
1893	(A) 56	0	1924	(A) 27 6
1899	(A) 0	12	1925	(H) 23 20
1901	(A) 0	5	1926	(A) 0 6
1906	(H) 21	0	1927	(H) 0 20
1907	(A) 0	0	1928	(A) 0 0
1908	(A) 0	7	1929	(H) 6 6
1909	(H) 17	0	1930	(A) 0 8
1910	(A) 10	0	1931	(H) 6 6
1911	(H) 12	0	1932	(A) 0 26
1912	(A) 13	6	1933	(H) 0 27
1913	(H) 7	13	1934	(A) 0 19
1914	(A) 6	23	1935	(H) 27 0
1915	(H) 6	0	1936	(A) 6 7
1916	(A) 0	0	1937	(H) 0 13
1919	(H) 13	0	1938	(A) 0 46
1920	(A) 7	14	1939	(H) 9 19
1921	(H) 0	0	1940	(A) 0 33
1922	(A) 7	14	1941	(H) 7 20
1923	(H) 0	18	1942	(A) 0 26

	KY	Tenn.		
1943	(A) 13	26	1962	(A) 12 10
1944	(H) 7	21	1963	(H) 0 19
1945	(H) 0	14	1964	(A) 12 7
1946	(A) 0	7	1965	(H) 3 19
1947	(H) 6	13	1966	(A) 19 28
1948	(A) 0	0	1967	(H) 7 17
1949	(H) 0	6	1968	(A) 7 24
1950	(A) 0	7	1969	(H) 26 31
1951	(H) 0	28	1970	(H) 0 45
1952	(A) 14	14	1971	(H) 7 21
1953	(H) 27	21	1972	(A) 7 17
1954	(A) 14	13	1973	(H) 14 16
1955	(H) 23	0	1974	(A) 7 24
1956	(A) 7	20	1975	(H) 13 17
1957	(H) 20	6	1976	(A) 7 0
1958	(A) 6	2	1977	(H) 21 17
1959	(H) 20	0	1978	(A) 14 29
1960	(A) 10	10	1979	(H) 17 20
1961	(H) 16	26		

(Kentucky won 21, Tennessee won 45, ties 9)

Citation For Excellence

College Sports Information Directors of America


Presented to

Russell Rice of University of Kentucky

Recruiting & General Information Brochure

Third In The Nation -- Division A

As Selected by a Special Panel and Presented at the Annual Convention of CoSIDA
in Kansas City, Mo., This 3rd Day of July, 1980



Don Koznick
Chairman, Judging Committee

David A. Schultness
President, College Sports
Information Directors of America

KENTUCKY FOOTBALL RECORDS

(Regular Season Only)

TEAM RECORDS)

TEAM TOTAL OFFENSE—Season

Most Plays—850 (724 runs, 126 passes in 11 games, 1975)
 Most Net Yards—4082 (11 games, 1950)
 Highest Per Game Average—371.0 (11 games, 1950)
 Most First Downs—202 (11 games, 1950)
 Most Penalties Against—79 (11 games, 1949)
 Most Yards Penalized—688 (11 games, 1949)
 Most First Downs Penalty—13 (10 games, 1964)
 Most Fumbles—56 (11 games, 1952)
 Most Fumbles Lost—29 (11 games, 1952)

TEAM RUSHING—Season

Most Rushing Plays—724 (11 games, 1975)
 Most Net Yards—3124 (11 games, 1974)
 Highest Per Game Average—284.0 (11 games, 1974)
 Best Average Per Rushing Play—4.9 (11 games, 1974)
 Most First Downs Rushing—153 (11 games, 1975)

TEAM PASSING-RECEIVING—Season

Most Passes Attempted—326 (10 games, 1969)
 Most Completions—157 (11 games, 1970)
 Most Yards Passing—1902 (10 games, 1965)
 Highest Per Game Average—190.2 (10 games, 1965)
 Highest Completion Percentage—.552 (11 games, 1951)
 Most Passes Had Intercepted—33* (10 games, 1967)
 Most First Downs Passing—86 (10 games, 1964)
 Most Touchdown Passes—27* (11 games, 1950)

TEAM PUNTING-KICKOFFS—Season

Most Punts—101 (10 games, 1933)
 Most Yards On Punts—4394 (10 games, 1933)
 Highest Punting Average—43.5 (10 games, 1933)
 Most Punts Returned—48 (11 games, 1950; 11 games 1977)
 Most Yards Punts Returned—487 (10 games, 1946, on 30 returns)
 Most Kickoff Returns—51 (11 games, 1971)
 Most Yards Kickoffs Returned—1182 (11 games, 1971)

TEAM SCORING—Season

Most Points—380 (11 games, 1950)
 (Conf. Games Only—157 in 6 games, 1950)
 Most Points Per Game—41.0 (328 in 8 games, 1914)
 Fewest Points (Modern)—91 (10 games, 1933)
 (Conf. Games Only—0 in 5 games, 1937)
 Most Touchdowns—56 (11 games, 1950)
 Most Touchdowns Rushing—31 (11 games, 1974)
 Most Touchdowns Passing—27* (11 games, 1950)
 Most Touchdowns Int. Ret.—6* (11 games, 28 interceptions, 1949)
 Most Touchdowns Punt Ret.—2 (11 games, 28 returns, 1978)
 Most Extra Points, Kicking—44 (on 56 tries in 11 games, 1950)
 Most Extra Points, Passing—2 (on 3 attempts, 1978; 2 on 4 attempts, 1965).
 Most Extra Points, Running—2 (on 5 attempts, 1977, 1979)
 Highest Per Game Point Average—34.5 (380 points, 11 games, 1950)
 Most Games Held Scoreless—6 (in 1917)
 Most Field Goals—11 (11 games, 1974)

†Also National and Southeastern Conference Record

*Also Southeastern Conference Record.



Sonny Collins



Tom Ehlers



John "Shipwreck" Kelly

TEAM DEFENSE—Season

Total Defense (Per Game Average)—153.8 (11 games, 1949)
Rushing Defense (Per Game Average)—71.6 (11 games, 1949)
Pass Defense (Per Game Average)—47.9 (10 games, 1955)
Fewest Points Allowed—None (Seven games, 1898)
(Ten game season, modern—52 in 1947)
(Conf. Games Only—6 in 5 games, 1949)
Most Points Allowed—295 (10 games, 1969)
(Conf. Games Only—224 in 7 games, 1969)
Most Passes Intercepted—29 (11 games, 1949)
Most Yards Return Int. Passes—700† (11 games, 1949, on 28 int.)
Most Passes Intercepted For Touchdowns—6* (11 games, 1949)
Most Opponent Fumbles Recovered—24 (11 games, 1951)
Most Field Goals Allowed—20 of 28 (11 games, 1978)




Dicky Lyons

TEAM TOTAL OFFENSE—Single Game

Most Plays—90 (63 rushing, 27 passing vs. Tenn. Tech, 1951)
Most Net Yards—646 (Against Tenn. Tech, 1951)
Most First Downs—31 (Against Tenn. Tech, 1951)
Most First Downs Penalty—4 (Against Villanova, 1951; Houston, 1965)
Most Penalties Against—18 (Against Ga. Tech, 1951)
Most Penalties Against Both Teams—25 (Kentucky 10, Mississippi 15—1954)
Most Yards Penalized—148 (Against Miami, 1959)
Most Yards Penalized, Both Teams—305* (Kentucky 123, Mississippi 182—1954)
Most Fumbles—11 (Against Miss. State, 1952)
Most Fumbles, Both Teams—16 (UK 9, Tennessee 7—1950)
Most Fumbles Lost—6 (Against Miss. State, 1952)

TEAM RUSHING—Single Game

Most Rushing Plays—75 (Against Penn State, 1976)
Most Net Yards Gained—446 (Against Tenn. Tech, 1951)
Fewest Yards Rushing—Minus 9 (Against Virginia Tech, 1966)
Highest Rushing Average—9.1 (34 plays, 303 yards vs. North Dakota, 1950)
Most First Downs Rushing—23 (Against Miami, Fla., 1949)



Rick Norton

TEAM PASSING-RECEIVING—Single Game

Most Passes Attempted—46 (Against Tennessee, 1969)
Most Completions—28 (Against Tennessee, 1969)
Most Yards Passing—440 (Against Tennessee, 1969)
Most Passes Had Intercepted—6 (By LSU, 1965), (By W. Va., 1969), (By Florida, 1972)
Most First Downs Passing—20 (Against Tennessee, 1969)
Most Touchdown Passes—8† (Against North Dakota, 1950)

TEAM PUNTING-KICKOFFS—Single Game

Most Punts—36 vs. Washington & Lee (1934)
Most Yards On Punts—1,386 (approx.) vs. Washington & Lee (1934)
Highest Punting Average—52.0 (Against Florida, 1957, on 6 punts)
Most Punts Returned—8 (Against W. Va., 1946; Texas, 1951)
Most Yards Punts Returned—142 (Against West Virginia, 1946)
Most Kickoff Returns—8 (Against Florida State, 1964)
Most Yards Kickoffs Returned—186 (Against Florida State, 1964)

TEAM SCORING—Single Game

Most Points—87 (Against Wilmington, 1914), 81 (Against Centre 1904—TD counted 5 pts then, goal 1 pt),
80 (Against Georgetown 1893—TD Counted 4 pts; goal 2 pts)
Most Touchdowns—14 (Against Centre, 1904), 12 (Against North Dakota, 1950)
Most Touchdowns, Rushing—9 (Against Tenn. Tech, 1951)
Most Touchdowns, Passing—8† (Against North Dakota, 1950)
Most PAT Attempted (Placement)—12 (Against North Dakota, 1950)
Most PAT Scored (Placement)—11 (Against Centre 11-11, 1904), 11* (Against North Dakota, 1950)
Most PAT Scored, Running—1 (in several games)
Most Field Goals Made—3 (Against Auburn, 1970, Vanderbilt, 1974)
Last Time Held Scoreless—Oct. 21, 1978 (UK 0, LSU 21)

TEAM DEFENSE—Single Game

Fewest Net Yards Allowed (Rush-Pass Combined)—1 (vs. The Citadel, 1949)
Fewest Net Passing Yards Allowed—Minus 1 (Against LSU, 1953)
Fewest Net Rushing Yards Allowed—Minus 39 (Against Evansville, 1947)
(SEC Only—Minus 11 vs. Auburn, 1961)
Most Passes Intercepted—6 (Against Tennessee, 1935; Xavier, 1948; Mississippi, 1949)
Most Yards Return Int. Passes—240† (Against Mississippi, 1949)
Most TDs on Int. Returns—3† (Against Mississippi Oct. 1, 1949; Tulane, 1974)
Last Time Held Opp. Scoreless—Nov. 4, 1978 (UK 28, VPI 0)
Most Plays By Opponent—115 (Tennessee, 1933)
Fewest First Downs Allowed—1 (vs. Xavier, 1946)
Most First Downs Allowed—38 By LSU, Oct. 21, 1967
Longest TD Pass Against UK—87 (Ray Goff-Gene Washington, Ga. 1976)
Longest TD Run Against UK—95 (Harry Gilmer, Alabama, 1945)
Longest Punt Return Against UK—93 TD (Joel Searles, Kansas State, 1961)
Longest Kickoff Return Against UK—100 (Bill Moreman-T.K. Wetherell (lateral) Florida State, 1965); (100, Willie Shelby, Alabama 1973) 96 (Spec Kelly, LSU, 1955, and Harvin Clark Fla., 1969)
Most Punts By Opponent—34 By Washington & Lee (1934)
Most Yards On Punts By Opponent—1,360 By Washington & Lee (1934)
Longest Interception Return Against UK—100 TD (White Graves, LSU, 1964)
Longest Punt Against UK—83 (Dixie Howell, Alabama, 1933)
Longest Field Goal Against UK—57 (Jim Gaylor, Tennessee, 1977)
Longest Return Of Fumble Against UK—99 TD, Bauer, Georgetown, 1922
Most Field Goals Against UK—5 (Alan Duncan, Tennessee, 1978)

TEAM MISCELLANEOUS RECORDS

Best Season Record—7-0 in 1898 (Modern: 11-1 in 1950, 10-1 in 1977)
Worst Season Record—2-9 in 1970
Most Ties—2 (Eight different seasons. Last: 1962)
Most Consecutive Games Scored TD—27 (Nov. 15, 1975-Oct. 3, 1978)
Most Consecutive Shutouts—7 in 1898
Most Shutouts One Season—9 in 1907 (Modern Record 5 in 1934, 1949, 1950, 1960)
Most Consecutive Games 3 or More TD's—8 in 1950
Highest Home Attendance, Season—393,483 (7 games 1976)
Highest Per Game Average Home Attendance—57,798 (1977)
Highest Home Attendance, Single Game—57,974 (TN., 1977)
Longest Win Streak—12 (Oct. 28, 1909-Nov. 12, 1910; Nov. 25, 1949-Nov. 25, 1950)
Longest Losing Streak—8 (Nov. 12, 1966-Oct. 28, 1967)
Consecutive Home Wins—14 (Nov. 14, 1908-Nov. 24, 1910)
Consecutive Road Wins—6 (excluding bowl) Oct. 29, 1949-Nov. 11, 1950)
Consecutive Conference Wins (Season)—6 in 1977
Consecutive Conference Wins—10 (Nov. 6, 1976-Oct. 14, 1978)
Consecutive Conference Losses—13 (Sept. 27, 1969-Nov. 25, 1970)
Consecutive Wins Non-Conference—17 (Oct. 30, 1954 to Sept. 23, 1961)
Widest Winning Margin—87 (87-0 Against Wilmington, 1914)
Worst Defeat—82 (By St. Louis, 82-0, in 1905)
First Night Game at Lexington—Maryville, Oct. 5, 1929

INDIVIDUAL RECORDS

INDIVIDUAL TOTAL OFFENSE—Season

Most Plays—317 Derrick Ramsey, 1977 (161 runs, 156 passes)
Most Total Yards—1706 By Rick Norton, 1965 (10 games)
Most Yards, All-Purpose Runner—1,413 by Dickey Lyons (1967)
Highest Average Gain Per Play—10.8 By Babe Parilli, 1951 (11 games)
Most Time Played (1955-1963)—555:55 By Lou Michaels, 1956 (10 games)
Most Tackles—174 (91-83) By Tom Ehlers, 11 games 1974)

INDIVIDUAL RUSHING—Season

Most Times Carried—224 By Sonny Collins, 1973 (11 games)
Most Net Yards—1213 By Sonny Collins, 1973 (11 games)

†Also National and Southeastern Conference Record.

*Also Southeastern Conference Record.




Derrick Ramsey

Best Average Per Carry (over 200)—Sonny Collins, 5.5 (1974)
Rushes per game—22.5* Sonny Collins (248 in 11 games 1975)

INDIVIDUAL PASSING-RECEIVING—Season

Most Attempts—239 By Babe Parilli, 1951 (11 games)
Most Completions—136 By Babe Parilli, 1951 (11 games)
Most Yards Passing—1823 By Rick Norton, 1965 (10 games)
Best Completion Percentage—.569 By Babe Parilli, 1951 (136 of 299)
Most Had Intercepted—21 By Dave Bair, 1967 (10 games)
Consecutive Passes Without Interception—68 By Rick Norton, 1963
Most Catches—43 By Felix Wilson, 1978 (11 games)
Most Yards By Receiver—727 By Felix Wilson (11 games, 1978)
Most Touchdowns Passes—23 By Babe Parilli, 1950 (11 games)
Most TD's By Receiver—10 By Al Bruno, 1950 (11 games)
Most Passes Intercepted—9 By Jerry Claiborne, 1949 (11 games)
Most Yards Return Interceptions—197 By David Hunter, 1968



Bernie Scruggs

INDIVIDUAL PUNTING-KICKOFFS—Season

Most Punts—101† By Ralph Kercheval, 1933 (10 games)
Most Yards On Punts 4394† By Ralph Kercheval, 1933 (101 punts in 10 games)
Best Punting Average (Minimum 100)—43.5* By Ralph Kercheval, 1933 (10 games)
Most Punts Returned—48 By Mike Siganos, 1977 (For 308 yards in 10 games)
Most Yards Punts Returned—419 By Dicky Lyons in 1966 (25 Returns in 10 games)
Most Punts Returned for TDs—2 By Larry Carter, 1978 (vs. Ole Miss & VPI)
Most Kickoff Returns—25 By Dave Hunter (11 games, 1970)
Most Yards Kickoffs Returned—589 By Doug Kotar (11 games, 1971)
Best Average On Kickoff Returns—45.0 by Don Phelps (6 for 270 in 6 games, 1946)

INDIVIDUAL SCORING—Season

Most Points—80 By Sonny Collins, 1973 (13 TD's one x-pt); 80 by Derrick Ramsey, 1977 (13 TD's, one x-pt)
Most Touchdowns—13 By Rodger Bird, 1965 (12 rushing, 1 catch in 10 games), 13 by Sonny Collins 1973 (13 rushing in 10 games), 13 by Derrick Ramsey 1977 (13 rushing in 11 games)
Most Touchdown Passes—23 By Babe Parilli, 1950 (11 games)
Most TD's By Receiver—10 By Al Bruno, 1950 (11 games)
Most PAT Attempts (Placement)—41 By Bob Gain, 1950 (11 games)
Most PAT's Made (Placement)—37 By Bob Gain (41 tries, 11 games, 1950)
Most Consecutive PAT's (Placement)—18 by Bobby Jones (10 games, 1968)
PAT Kick Percentage—100% By Delmar Hughes (13 of 13 in 10 games, 1955)
Most Field Goals—11 By John Pierce 1974
Most Points By Kicker—58 By John Pierce 1974
Most TD's Accounted For—28* By Babe Parilli, 1950 (5 rush, 23 pass in 11 games)

INDIVIDUAL TOTAL OFFENSE—Single Game

Most Plays—54 By Bernie Scruggs vs. Florida, 1970
Most Net Yards—363 By Rick Norton vs. Houston, 1965 (373 pass, minus 10 rush)

INDIVIDUAL RUSHING—Single Game

Most Carries—32 By Sonny Collins vs. Penn State, Auburn, 1975
Most Net Yards—280 by "Shipwreck" Kelly vs. Maryville (1930)
Best Average (5 minimum)—18.7 By Shipwreck Kelly vs. Maryville (1930)
Longest Run From Scrimmage—91 TD By Harry Jones vs. George Washington, 1951
Longest Non-Scoring Run From Scrimmage—88 By Bernie Scruggs vs. Georgia, 1970

INDIVIDUAL PASSING-RECEIVING—Single Game

Most Attempts—41 By Steve Tingle vs. Florida, 1969
Most Completions—25 By Bernie Scruggs vs. Louisiana State, 1970
Most Net Yards—373 By Rick Norton vs. Houston, 1965
Most Consecutive Completions—11 By Bernie Scruggs vs. Tennessee, 1969
Best Completion Average—.750 By Babe Parilli vs. North Dakota, 1950; Bob Hardy vs. Villanova, 1955
Most Touchdown Passes—5 By Jim Park vs. Earlham, 1914; 5* By Babe Parilli vs. Cincinnati, North Dakota, 1950
Most Had Intercepted—6 By Rick Norton vs. Louisiana State, 1965; and Bernie Scruggs vs. West Virginia, 1969

Most Intercepted—3 By Clayton Webb vs. Xavier, 1948; Bradley Mills vs. Tennessee, 1952; Terry Beadles vs. Missouri, 1965

Longest Interception Return—100 TD by Bob Davis vs. Wash. & Lee, 1937; 100 TD by Dave Hunter vs. West Virginia, 1968

Most Passes Caught—10 By Calvin Bird vs. Mississippi, 1958; 10 By Steve Parrish vs. Vanderbilt, 1969

Most Yards By Receiver—185 By Rick Kestner vs. Mississippi, 1964

Most TD's By Receiver—4 By Al Bruno vs. North Dakota, 1950; Floyd Wright vs. Earlham, 1914

Longest Non-Scoring Pass Play—78 Terry Beadles to Larry Seiple vs. Tenn., '66

INDIVIDUAL PUNTING-KICKOFFS—Single Game

Most Punts—30* (approx.) By Bert Johnson vs. Washington & Lee (1934); 17 By Ralph Kercheval vs. Alabama, 1931

Most Yards On Punts—1155 (est.) By Bert Johnson vs. Washington & Lee (1934); 680 By Ralph Kercheval vs. Alabama, 1931

Best Punting Average (10 minimum)—52.0* By Ralph Kercheval vs. Cincinnati, 1933 (10 punts)

Most Punts Returned—9 by Mike Siganos vs. Tennessee, 1976

Most Yards Punts Returned—156 by Phil Cutchin vs. Georgia, 1946 (4 returns)

Most Kickoffs Returned—5 by Harry Jones vs. Tennessee, 1951; Dicky Lyons vs. Georgia, 1968

Longest Punt—78 By Ralph Kercheval vs. Ga. Tech, 1933

Longest Punt Return—97 TD Dicky Lyons vs. Houston, 1966

Longest Kickoff Returns—98 By Doug Kotar vs. Clemson, 1971; 95 by Noah Mullins vs. Wash. & Lee, 1940; Dicky Lyons vs. LSU, Oct. 21, 1967, Roger Gann vs. Indiana, Sept. 20, 1969; 92 by Don Phelps vs. Mississippi (1946)

Most Yards Kickoffs Returned—166 By Roger Gann vs. Indiana, 1969

Longest Punt Against UK—83 By Dixie Howell, Alabama, 1933

Longest Punt Return Against UK—88 By Lee Nalley, Vanderbilt, 1948

Longest KO Return Against UK—100 By Willie Shelby, Alabama, 1975, 96 By Joe May, LSU, 1965, and Harvin Clark, Florida, 1969

INDIVIDUAL SCORING—Single Game

Most Points—43 (6 TD, 7 PAT) By William Tuttle vs. Maryville, 1914

Most Touchdowns—6 By William Tuttle vs. Maryville, 1914

Most Touchdowns Running—5 By Jim Park vs. Earlham, 1914

Most TD Passes Caught—4* By Al Bruno vs. North Dakota, 1950; Floyd Wright vs. Earlham, 1914

Most Field Goals—3 By Dick Barbee vs. Central, 1909, Bob Jones vs. Auburn, 1970, John Pierce vs. Vanderbilt, 1974, John Pierce vs. Auburn 1975

Longest Field Goal—52 By John Pierce vs. Florida, 1974; 52 By Joe Bryant vs. Virginia Tech.

Most PAT's Att. (Placement)—10 By Bob Gain vs. North Dakota, 1950

Most PAT's Made (Placement)—10 (consecutive) By Bob Gain vs. N. Dakota, 1950

Most TD's Passing—5 By Jim Park vs. Earlham, 1914; Babe Parilli vs. Cincinnati and North Dakota, 1950

Longest TD Run—91 By Harry Jones vs. George Washington, 1951

Longest Touchdown Pass Play—92 By David Bair to Dicky Lyons vs. Georgia, 1968

INDIVIDUAL CAREER HIGHS (Bowl Games Included)

Total Offense (Yards)—4446 By Babe Parilli, 1949-51 (36 games)

Total Offense (Plays)—823 By Bernie Scruggs, 1969-70 (30 games)

Rushing Attempts—777 By Sonny Collins, 1972-75 (41 games)

Rushing Yards—3,835 By Sonny Collins (1972-74)

Rushing Average (200 minimum)—5.3 By Bill Leskovar, 1949-51

All-Purpose Running—4,123 By Sonny Collins (1972-75)

Pass Attempts—634 By Babe Parilli, 1949-51 (36 games)

Pass Completions—354 By Babe Parilli, 1949-51 (36 games)

Passing Yards—4669 By Babe Parilli, 1949-51 (36 games)

Regular Season: 4514 By ick Norton, 1963-65 (30 games)

Passing Percentage—55.8 By Babe Parilli, 1949-51 (36 games)

Passes Had Intercepted—44 By Rick Norton, 1963-65 (30 games)


Passes Caught—94 By Tom Hutchinson, 1960-62

Yards By Receiver—1,508 by Felix Wilson, 1977-79 (33 games)

Tackles—545 By Jim Kovach, 1974-78 (46 games)

Points Made—180 By Bob Davis, 1935-37

Touchdowns Scored—30 By Bob Davis, 1935-37



Mike Siganos

†Also National and Southeastern Conference Record.

*Also Southeastern Conference Record.

Touchdown Passes—50* By Babe Parilli, 1949-51 (Regular Season) (Bowl Games Included—59)
 Extra Point Attempts (Placement)—68 By John Pierce, 1974-76
 Extra Points Scored (Placement)—61 By John Pierce, 1974-76
 Consecutive Extra Points Scored (Placement)—18 By Bobby Jones (10 games, 1968)
 PAT Percentage (Placement)—.950 (38 of 40) By Delmar Hughes, 1954-56
 Field Goals Attempted—56 By John Pierce (1974-76)
 Field Goals Made—24 By John Pierce (1974-76)
 Most Points By Kicker—133 By John Pierce (1974-75-76)
 Touchdown Passes Caught—17 By Steve Meilinger, 1951-53
 Punts—248 By Dave Hardt, 1968-69-70
 Punting Yardage—9,749 By Ralph Kercheval, 1931-32-33 (234 punts);
 Punting Average—44.8 By Ralph Kercheval, 1931-32-33 (234 punts)
 Punt Returns—116 By Mike Siganos (1974-77)
 Yards Punts Returned—1065 By Dicky Lyons, 1966-68
 Kickoff Returns—56 By Dicky Lyons, 1966-68
 Yards Kickoffs Returned—1188 By Dicky Lyons, 1966-68 (28 games)
 Average Gain Per KO Return—21.2* By Dicky Lyons (1966-67-68)
 Total Kick Return Yardage—2253† By Dicky Lyons, 1966-68 (28 games)
 Most Time Played (Since 1955)—1455:47 By Lou Michaels, 1955-57 (30 games)

†Also National and Southeastern Conference Record.

*Also Southeastern Conference Record.

ORIGIN OF "WILDCATS" NICKNAME

Kentucky's athletic teams are known to sports fans as the Wildcats. This first and only nickname borne by University varsities had its origin in 1909 in a speech made by Commandant Corbusier, then head of the military department of old State College. Speaking to a chapel audience of students on the showing of the Kentucky football team in defeating Illinois six to two, the Commandant declared "they fought like wildcats." The tag was popularized by word of mouth and by the press with the result that it has since become synonymous with all major Kentucky athletic teams.

1,000-YARD PERFORMERS

Year	Player-Pos.	Runs	Yards	Passes	Yards	Plays	Yards
1965	Rick Norton (QB)	57	—117	214	1823	271	1706
1950	Vito Parilli (QB)	31	54	203	1627	234	1681
1977	Derrick Ramsey (QB) . .	159	618	156	892	315	1510
1951	Vito Parilli (QB)	30	—161	239	1643	269	1482
1976	Derrick Ramsey (QB) . .	187	771	103	659	290	1430
1974	Mike Fanuzzi (QB)	179	909	83	438	262	1347
1970	Bernie Scruggs (QB) . .	99	165	209	1181	308	1346
1964	Rick Norton	70	—195	202	1514	272	1319
1973	Sonny Collins (QB)	224	1213	—	—	235	1213
1975	Sonny Collins	248	1150	—	—	248	1150
1963	Rick Norton (QB)	87	63	182	1177	269	1114
1931	Shipwreck Kelly (QB) . .	171	1074	—	—	171	1074
1954	Bob Hardy (QB)	91	122	108	887	191	1009
1969	Bernie Scruggs (QB) . .	116	31	183	969	299	1000

(Norton, with a record high accumulation in 1965, gained the distinction of becoming the first UK player to achieve the coveted mark in three straight years.)

WILDCAT GRID LETTERMEN

— A —

Bob Abbott (67)
 Kevin Acheson (74)
 George Adair (05, 06, 07)
 Tommy Adkins
 (51, 52, 53)
 Paul Alaman (73 Mgr)
 Burton Aldridge
 (30, 32, 33)
 James Alexander (75, mgr)
 Smith Alford
 (93, 94, 95, 96)
 Ermal Allen (39, 40, 41)
 Rich Allen (71, 72, 73)
 H. C. Anderson (93)
 Carl Althaus (41, 42)
 Jack Alvarez (71, 72, 73)
 Tom Anderson (67)
 Ken Andrews (29, 30, 31)
 John Andrighetti
 (63, 64, 65)
 Frank Antonini, (64, 65)
 Leo Arenstein (44)
 Chuck Arnold (66)
 Bill Arnsparger (44)
 A. J. Asher (97)
 G. M. Asher (95)
 Letcher Asher (32)
 Bob Atkins (09)
 Presley Atkins
 (02, 04, 05)
 Clarence Ayers
 (33, 34, 35)


— B —

Harvey Babb (09, 10, 11)
 Jim Babb (46, 47)
 August A. Bablitz
 (10, 11)
 Stanley Bach (32, 33)
 Stanley Baer (05, 06)
 J. Yost (Bill) Bailey
 (13, 14)
 Joe Bailey (38, 39, 40)
 John Bailey (52)
 Dave Bair (67, 68)



John Bow


M. Baird (05)
 Charles N. Baird
 (92)
 Ray Barga (71, 72, 73)
 John Baldwin
 (50, 51, 52)
 Sam Ball (63, 64, 65)
 Dick Barbee (07, 08, 09)
 Jim Barnett (45)
 John Barrington (76, mgr.)
 Tom Bartlett (18)
 Bill Bartos (73, 74, 75)
 Bob Bassitt (52)
 A. L. Bastin (18)
 Frank Baugh (21)
 Walter Baugh (17, 18)
 Bob Baughman (29, 30)
 T. Gardner Bayless (24)
 Terry Beadles (65, 66, 67)
 Dick Beal (44)
 T. W. Beard (04)
 Dick Beard (68, 69)
 Jerry Beatty (54)
 Tom Becherer (63, 64, 65)
 Norman Beck (42)
 Bob Beeler (40, 41)
 Mike Beirne (67)
 Sylvan Belt (26, 27)
 Bob Bennett (54, 55, 56)
 Leeman Bennett
 (58, 59, 60)
 Pascal Benson
 (57, 58, 59)
 Charles Bentley
 (46, 47, 48, 49)
 Jerry Bentley (69, 70, 71)
 Bob Bezuk (49)
 Arthur Bickel (27)
 George Bickel (30)
 Billy Bird (61)
 Calvin Bird (58, 59, 60)
 Rodger Bird (63, 64, 65)
 Darryl Bishop (71, 72, 73)
 Fred Bishop (73, 74)
 Arvon Bivin (53)
 Billy Black (40)
 Harold Black (36, 37, 38)
 Marvin Black (05)
 Charles Blackburn
 (67, 68)
 Leroy Bland (18)
 George Blanda
 (45, 46, 47, 48)
 Jerry Blanton (74, 75, 76, 77)
 Ralph Blevins (32)
 Dick Blocker (57, 58)
 Ken Bocard (61, 62, 63)
 Bill Boller
 (46, 47, 48, 49)
 Dave Bond (79)
 George Boone
 (57, 58, 59)
 Joe Bosse (35, 36, 37)



Lester Boyd

Bill Boston (37, 39)
 M. T. Boswell (93)
 Mike Boulware
 (67, 68, 69)
 John Bow (76, 77, 78, 79)
 Cecil Bowens (70, 71)
 Jim Bowie (58)
 Willet L. Bowling (01)
 Berl Boyd (21)
 Jim Boyd (10 Mgr.)
 Lester Boyd (75, 76, 78)
 Ritchie Boyd (77, 78, 79)
 Charlie Bradshaw
 (46, 47, 48, 49)
 Joe Brandel (61)
 "Brandy" Brandstetner
 (11)
 Ben Bransom, Jr. (73, 74)
 Don Branson (05)
 Bruce Brewer
 (04, 05, 06)
 Ted Brewer (22)
 John Brittain
 (15, 16, 17)
 Donnie Britton (66, 67)
 Lafayette Brock
 (96 Mgr.)
 George Brockman (07)
 William Bronaugh
 (98 Mgr.)
 Jake Bronston (29, 30)
 Bobby Brooks (48, 49)
 Effley Brooks (79)
 Randy Brooks (76, 77, 78)
 Bob Brown (62, 63, 64)
 Dave Brown (39, 40, 41)
 Harry Brown (37, 38)
 Herbert W. Brown, Jr. (28)
 Jack Brown (71)
 Locky Brown (55)
 Paul Brown (13)
 Charles Browning
 (46, 47)
 Joe Brueck (59)
 Al Bruno (48, 49, 50)
 Tommy Brush (61)

John Bryan (92, 93, 94)
 Charles (Perky) Bryant
 (61, 62, 63)
 Joe Bryant (76, 77)
 Gene Bryant (34)
 Thomson Bryant
 (07 Mgr.)
 Warren Bryant (73, 74, 75, 76)
 Don Buchanan (57)
 Randy Burke (74, 75, 76)
 Buzz Burnam (70, 71, 72)
 Bill Bushong (70, 71)
 Bob Butler (59, 60, 61)
 Jack Butler (54, 55, 56)




Ritchie Boyd

— C —

Ronnie Cain (57, 58, 59)
 Ray Callahan
 (53, 54, 55)
 Jim Cambron (57, 58)
 A. B. (Red) Cammack
 (22 Mgr.)
 Jim (J. W.) Cammack
 (21, 22, 23, 25)
 Steve Campassi (72, 73, 74, 75)
 J. Campbell (09, 10)
 James Campbell (97)
 Jim Campbell (78, 79)
 Kenton Campbell
 (44, 45)
 Mark Campbell (71)
 Tom Campbell (95, 96)
 Walter Campbell
 (00, 02)
 Steve Carboni (73)
 Denny Cardwell (63)
 J. W. Cardwell (08)
 George B. Carey
 (92, 93, 94)
 Clyde Carlig (52, 55)
 James W. Carnahan
 (92, 94, 95)
 Wilce Carnes (38, 39)
 Bruce Carpenter (76)
 W. T. Carpenter
 (97 Mgr.)
 Ray Carr (73, 74, 75, 76)


William S. Carrithers
 (12)
 Arvel Carroll, Jr.
 (70, 71, 72)
 Mike Carroll (66, 67 Mgr.)
 Don Carson (61)
 Larry Carter (75, 77, 78, 79)
 Bill Cartwright
 (66, 67, 68)
 Jack Casner (42)
 Ron Cason (74, 75, 76, 77)
 Tom Cassidy (32, 33)
 Michael E. Cassity (66)
 Michael L. Cassity (73, 74)
 James (Bud) Cavana
 (29, 30, 31)
 Bill Chambers
 (44, 45, 46)



Larry Carter

J. S. Chambers
 (09, 10, 11, 12)
 Mel Chandler
 (56, 60, 61)
 Robb Chaney (77, 78, 79)
 Tom Chapala (65)
 Dave Chapman (61)
 Dick Charles (57)
 O. B. Chisholm (06)
 George Claiborne (51)
 Jerry Claiborne
 (46, 48, 49)
 C. C. Clarke
 (97, 98, 99, 00)
 Emery Clark (49, 50, 51)
 Terry Clark (64, 65)
 W. F. Clark (07, 08)
 Tom Clark (70, 71, 72)
 Jim Clay (08)
 R. S. Clayton (15)
 Earle Clements (16)
 Lee Clymer (71)
 Gary Cochran
 (59, 60, 61)
 Mickey Cochran (79)
 Sam Coleman (05, 06)
 Tommy Coleman (36)
 Max Colker (28, 29, 30)
 Sonny Collins (72, 73, 74, 75)

Bob Collier (55, 56, 57)
 Bill Collins (11)
 William (Coley) Colpitts
 (19, 20, 21, 22)
 Dick Colvin (41, 42)
 W. Combs (02)
 Carl (Hoot) Combs
 (38, 39, 40)
 John Combs (19)
 Bill Conde (49, 50, 51)
 Fred Conger (67, 69)
 C. R. Conn (26 Mgr.)
 H. Cook (06)
 Joe Coons (03, 04)
 Franklin Corn (14, 15)
 John Cornelius
 (55, 56, 57)
 Ray Correll (51, 52, 53)
 Will Ed Covington
 (27, 28, 29)
 Mike Coyle (61 Mgr.)
 Darrell Cox (61, 62, 63)



Robb Chaney

Bill Craig (99, 00)
 A. B. Crain (06, 07)
 Bobby Cravens
 (56, 57, 58)
 J. T. Cravens (01, 02, 03)
 Ted Creech (24, 26)
 Walter B. Croan
 (14 Mgr.)
 Tom Crowe (69, 70, 71)
 Maury Crutcher
 (13, 14, 15, 16)
 William Culp (19)
 Cary Curd (75)
 Kerry Curling (65, 66, 67)
 Duke Curnutte
 (52, 53, 54, 56)
 Ivan Curnutte (56, 57)
 Larry Curry (27)
 Phil Cutchin (41, 42, 46)
 Tom Cutler (02)

— D —

Al Dabney (00)
 Don Danko (64, 65)

Darrell Darby (30, 31, 32)
 Jim Darnaby (32, 34)
 F. H. Darnall (04)
 O. L. (Bud) Davidson
 (31, 32, 33)
 Bob Davis (35, 36, 37)
 Dameron Davis
 (36, 37, 38)
 Doug Davis (63, 64, 65)
 Jerry Davis (65, 66)
 Bill Dawson (46, 48, 50)
 Mike Deaton (77, 78)
 Sam DeBow (94, 95, 96)
 Claire Dees (26, 27, 28)
 Denver DeHaven
 (24, 25, 26)
 C. F. Dempsey
 (15, 16, 17)
 Harry Denham (40)
 Jeff Dennis (79)
 Frank Derrick (24)
 James DeSpain
 (72 Mgr.)
 Charlie Dickerson (76)
 Jerry Dickerson (59, 60, 61)
 Bud Diehl (76, 77)
 Joe Dipre (73, 74, 76, 77)
 Tony Dishman (18, 19)
 Wayne Dixon (60, 61)
 Mike Doggendorf
 (70, 71, 72)
 Tom Domhoff (71)
 Gene Donaldson (50, 51)
 A. L. Donan (06 Mgr.)
 Shawn Donigan (78)
 Pat Donley (73, 74)
 Tom Dornbrook (74, 75, 76, 77)
 Bob Dougherty (55, 56)
 Clay Downing (17)
 George Downing (17)
 Gibson Downing
 (11, 12, 13, 14)
 Dennis Drinnen (67, 68)
 Bill (Pete) Drury
 (27, 28, 29)
 John Drury (32)
 Noah Duff (31, 32)
 Tom Duffy (69)
 Billy Duke (67, 68, 69)
 Dick Duncan (18 Mgr.)
 Walter Duncan
 (95, 96)
 G. G. Dunlap
 (06, 07, 09, 10)
 Howard Dunnebacke
 (61, 62)
 Raul Durbin (38 Mgr.)
 Ron Durbin (71 Asst. Tr.)
 Don Dyer (52)
 O. K. Dyer (01, 02, 03)
 Bill Dysard (30)

— E —

Tom Earle
 (08, 09, 10, 11)

Charles Eblen (42)
 Pat Eckenrod (68, 69, 70)
 Adolph Edwards (25, 26)
 George Edwards (42)
 Tom Ehlers (72, 73, 74)
 John Eibner (38, 39, 40)
 Jerry Eisaman
 (58, 59, 60)
 Jeff Elgin (06, 07)
 Russell (Duke) Elling-
 ton (35, 36, 37)
 Cronley Elliott (00)
 Milward Elliott
 (96, 97, 98)
 Byrne Ellis (09)
 Ray Ellis (25, 26, 26)
 Robert Ellison (37 Mgr.)
 Mike Emanuel (73, 74, 75)
 Nick Englis (44, 45)
 George Ewell (00, 01)
 Tom Ewing (42)

— F —

Dave Fadrowski (76, 77, 78)
 B. O. Falconer (19)
 Mike Fanuzzi (71, 73, 74)
 Bill Farley (50, 51)
 Tom Farmer (72, 73, 74)
 Bob Farrell (61)
 Jack Farris (46, 47)
 John Farris (34)
 B. O. Faulconer (19)
 J. V. Faulkner (92, 93)
 Dan Featherston (70)
 Loyd Featherston
 (33 Mgr.)
 Joe Federspiel (69, 70, 71)
 Tom Fee (64, 66, 67)
 Allen Felch (51, 52)
 Tom Ferguson (67)
 Walter Ferguson (21, 22)
 Doc Ferrell
 (44, 46, 47, 48)
 Fred Ferris, (44)
 Fred Fest (20, 21, 22)
 Don Fielder (79)
 Tom Fillion (51, 52, 53)
 Al Fish (69, 70)
 Bill Fish (33)
 Jim Fisher (59, 60)
 W. (Slugs) Fleahman (21)
 Jim Foley (62, 63, 64)
 Roy Ford (48)
 Warner Ford (27, 28, 29)
 L. G. (Floppy) Forquer
 (28, 29, 30)
 Stan Forston (68, 69, 70)
 John Foster (10)
 Mike Foster (74)
 Gil Foushee (76)
 Dan Fowler (74, 75, 77, 78)
 Don Frampton (48, 49)
 J. T. Frankenberger
 (54, 55, 56)
 Jim Franklin (73, 75)

Mark Franklin (26)
 Joe Frazer (95)
 Jack Freeman (56)
 Joe Freeman (79)
 Bob Freibert (66, 68)
 Eddie Fritz (39, 40)
 Rick Fromm (72, 74, 75)
 Bob Fry (50, 51, 52)
 John Frye (32, 33)
 Dom Fucci (48, 49, 50)
 Bruce Fuller
 (19, 20, 21, 22)
 Frank Fuller (50, 51, 52)
 Ken Fuller (72)

— G —

Winston Gaffron
 (71 Mgr.)
 Bob Gain (47, 48, 49, 50)
 Jake Gaiser (09, 10, 11)
 Jack Gallagher (57)
 Howard Galloway (06)
 (11 Mgr.)
 Roger Gann (67, 68, 69)
 Eugene Ganuchau (72, 73)
 John Gardner (93, 94)
 Larry Garland (36, 37)
 Ulysses Garred (92, 93)
 Bill Gary (00)
 Dave Gash (60, 61, 62)
 Augustus Gay (16)
 Pete Gemmill (74, 75, 76)
 Carl Genito (46, 48)
 Ralph Genito (47, 48, 49)
 Tony Gentile (30)
 Ed Gholson (38)
 Frank Gibson (31, 32)
 Elmer Gilb (26, 27, 28)
 John Gilbert (00)
 Jim Giltner (10)
 Al Godwin (68, 70)
 Carl Goins (58 Mgr.)
 Homer Goins (65, 66)
 Tim Gooch (76, 78, 79)
 Irvin Goode (60, 61)
 William Goodwin
 (03, 04)
 Steve Graban (41)
 Earl Grabfelder (15, 16)
 W. H. Grady (02, 03, 04)
 J. H. Graham (98, 99)
 Hartford Granitz (45)
 Jesse Grant (62)
 Jim Grant (69, 70, 71)
 Will Grant (77)
 Tony Gray (73, 74)
 G. B. L. Green (19)
 Norm Green (78)
 Phil Greer (67, 68)
 Roger Greer (69)
 Turner Gregg (22, 24)
 Jim Gresham (66)
 Bill Griffin (42, 46, 47)
 John Griggs (50, 51, 52)

Tom Griggs (78)
 Bunky Gruner (51)
 Carroll Gullion (01, 02)
 George Gumbert (14, 15)
 Thomas Gunn (93)
 Ed Gusky (72)
 J. White Guyn
 (01, 02, 03, 04, 05)
 Les Guyn (11)

— H —

Gene Haas (44, 45, 46)
 Wilbur Hackett
 (68, 69, 70)
 Joe Hagan (36, 37)
 G. W. Halcomb (94)
 Bob Hall (37)
 Dean T. Hall (79)
 James Hall (10)
 Fred Hamberg (71, 73)
 Allen Hamilton
 (46, 48, 49, 50)
 Ed Hamilton (49, 50, 51)
 L. L. Hamilton (97)
 Claude Hammond (41)
 Jack Hanley (52, 53, 54)
 Dave Hanson (68, 69, 70)
 Bill Harbold (24)
 Jim Hardin (38, 39, 40)
 Dave Hardt (68, 69, 70)
 Bob Hardy (53, 54, 55)
 Tom Harper (52, 53)
 Roger Harrington (56)
 John Harris (66)
 Wayne Harris (45 Mgr.)
 W. C. Harrison
 (10, 11, 12)
 Rodger Hart (66, 67)
 Robert Hawkins (77, 78)
 Junior Hawthorne
 (60, 61, 62)
 Langan Hay (34, 35)
 Rick Hayden (76, 77, 78)
 Charles Hayden (15, 16)
 Chastain Haynes (04)
 Terry Haynes (73, 74)
 John Heber
 (16, 17, 18, 19, 20)
 Henry Hedges (12)
 Jimmy Hedges (13, 14)
 "Shorty" Heck (15, 16)
 Ben Heinzinger (46)
 Foster Helm (95)
 George Hendrickson
 (07, 08, 09)
 Larry Hennessey
 (51, 52, 53, 54)
 Dick Hensley (45, 46, 47)
 Terry Henry (79)
 Bob Herbert (40, 41, 42)
 Woody Herzog (55, 56, 57)
 Jeff Hess (75, 77)
 Dick Hewling (36)
 Broadus Hickerson (16)
 Chris Hill (76, 77, 78)

Jim Hill (60, 61, 62)
 Walter Hillenmeyer (09)
 Sherman Hinkebein
 (35, 37, 38)
 Cliff Hite (75, 76)
 Paul Hite (12, 13, 14)
 William (Ed) Hobdy
 (92, 93)
 Lloyd Hodge
 (58, 59, 60)
 Walter Hodge (36, 37)
 Houston Hogg, Jr.
 (69, 70)
 Sam Hogg (97, 98, 99)
 Don Holland (67, 68, 69)
 David Holliday (44 Mgr.)
 Carney Hollowell (22)
 Bobby Holt (53 Mgr.,
 55 Mgr., 56 Mgr.)
 Dick Holway (47, 48, 49)
 Hayden Hooper
 (52, 54, 55)
 Vin Hoover (75)
 Dave Hopewell (76, 77, 78)
 Elmer Hopkins (16 Mgr.)
 Calloway Hoskins
 (30 Mgr.)
 Jim Hovey (71, 72, 73)
 Ledger Howard
 (57, 58, 59)
 Jim Howe (44, 48, 49)
 Eric Hoyer (42)
 Steve Hricenak (79)
 Joe Huddleston
 (34, 35, 36)
 Charles (Turkey)
 Hughes (23, 24)
 Delmar Hughes
 (53, 54, 55, 56)
 Lowell Hughes
 (57, 58, 59)
 W. N. Hughes (01)
 S. T. Hughes (02, 03)
 Sam Hulette (39, 40, 41)
 Claude Humphreys
 (97, 98, 99, 00)
 Tom Hundley (59, 60)
 Bob Hunt (58, 59, 60)
 Herbie Hunt (51, 52, 53)
 David Hunter (68, 69, 70)
 John Hurst (42)
 F. M. Hutcheson (00)
 Tom Hutchinson
 (60, 61, 62)

— I —

John Ignarski (49, 50, 51)
 John Ilari (55)
 Charles Ishmael
 (38, 39, 40)

— J —

Ralph Jackowski
 (37, 38)




Rick Jaffe

Elmer Jackson (62)
 Bill Jacobs (33)
 Chris Jacobs (79)
 Ed Jacobs (38, 39, 40)
 Joe Jacobs (67, 69)
 Richard Jaffe (76, 77, 78)
 Wilbur Jamerson
 (47, 48, 49, 50)
 Pat James (48, 49, 50)
 Ernest Janes (32, 33, 34)
 Bill Jansen (66)
 Richard Jardine (75, 77, 78)
 Jack Jean (33)
 A. L. Jenkins (05)
 Bill Jenkins (62, 63, 64)
 Paul Jenkins (25, 26, 27)
 Charles Jett (00, 01)
 Don Jirschele (51)
 Bill Jobe (33, 34)
 Jimmy Johns (57, 58, 59)
 Bert Johnson
 (34, 35, 36)
 Clyde Johnson
 (40, 41, 42)
 Dick Johnson (92)
 Ellis Johnson (30, 31, 32)
 Harry Johnson (61)
 J. E. C. Johnson
 (04, 10, 11, 12)
 J. P. Johnson (00)
 Jack Johnson (97)
 Marshall Johnson
 (62 Mgr.)
 Marius Johnson
 (99 Mgr.)
 Oliver (Ollie) Johnson
 (28, 29, 30)
 Percy (Duke) Johnson
 (31 Mgr.)
 Wm. T. Johnston (08, 09)
 J. B. Jolly (93, 94)
 Bob Jones (68, 69, 70)
 Charles (Junior) Jones
 (39, 40, 41)
 Chris Jones (79)
 Chuck Jones (76, 78, 79)
 Harry Jones (50, 51, 52)
 Larry Jones (50, 51, 52)

Paul Jones (49, 51)
 Roscoe (Hut) Jones
 (42, 46, 47)
 Tom Jones (99)
 Wallace (Wah Wah)
 Jones (45, 46, 47, 48)
 Marty Joyce (67, 68)
 Jon Jurgens (60, 61)

— K —

Paul Karem (72)
 Lou Karibo (52, 53)
 George Katzenbach
 (66, 67, 68)
 Kevin Kerans (79)
 Tom Kearns (77, 78, 79)
 Mark Keene (77, 78)
 John Kehoe
 (98, 99, 00, 01)
 E. E. Kelly (15, 18, 19)
 Henry Kelly (33)
 John (Shipwreck) Kelly
 (29, 30, 31)
 Kevin Kelly (77, 78)
 Tom Kelly (95, 96)
 Priest Kemper
 (03, 04, 05)
 Jim Kennard (46)
 George Kent (44)
 Ralph Kercheval
 (31, 32, 33)
 Felix Kerrick (95 Mgr.)
 Rick Kestner (63, 64, 65)
 Howard Keyes (64, 65)
 A. S. Kidd (96)
 Steve Kiefer (54, 55)
 Charles Kimmel (75, Trn.)
 Bill Kincer (41)
 Doyle King (67, 68, 69)
 Kenneth King
 (21, 24, 25)
 Kenny King (70, 71, 72)
 Lawson King (55)
 T. E. King (96)
 Vic King (67, 68)
 Howard Kinne (15, 16)
 Bob Kipping (30, 31)
 Kelly Kirchbaum (75, 76, 77)
 Harry Kirk
 (51, 52, 53, 54)
 Tom Kirk (71)
 Jim Kirkendall (27)
 Ted Kirn (51)
 Frank Kirschner (70, 71,)
 Ab Kirwan (23, 24, 25)
 Norman Klein
 (44, 46, 47, 48)
 Sam Klein (44)
 Randy Klinec (77)
 Gary Knutson
 (70, 71, 72)
 Joe Koch (52, 53, 54)
 Jim Komara (62, 63, 65)
 Steve Koon (67, 68)
 Bob Kosid (62, 63)



Tom Kearns

Tom Kostelnick (75)
 Doug Kotar (71, 72, 73)
 Jim Kovach (74, 75, 76)
 Howard Kreuter
 (31, 32, 33)
 Charlie Kuhn (41, 42)
 Dave Kuhn
 (53, 54, 55, 56)
 Dennis Kunkle (58)
 Pete Kurachek (37)
 Mike Kypriss (73)

— L —

Matt Lair (46, 47)
 W. A. Lassiter (95)
 Robert Laufer Jr.
 (28 Mgr.)
 Bobby Lavin (19, 20, 21)
 Cliff Lawson (49, 50, 51)
 Bobby Lee (61)
 Frank LeMaster (71, 72, 73)
 Bill Leskovar
 (49, 50, 51)
 Jim Lett (70)
 Ernie Lewis (72, 73, 74)
 Jim Lewis (07)
 Ned Lidvall (72, 73, 74)
 Jeff Lightcap (74)
 Bob Lindon (57, 58)
 Luke Lindon (37, 39)
 Dwight Little (65, 66, 67)
 Jim Little (44)
 Tom Little (44)
 Bill Livings (56, 57, 58)
 Emmett Logan (06)
 Dick Lombard (58 Mgr.)
 Greg Long (79)
 Jim Long (34, 35)
 Pat Looney (66 Mgr.)
 Luis Lopez (77, 79)
 Neil Lowry (52, 53, 54)
 R. A. Lowry (09 Mgr.)
 Chet Lukawski (50, 51)
 Bill Luther (31, 32)
 Ken Lutz (55)
 Ernest Lyle (98, 99)
 Joel Lyle
 (93, 94 Mgr., 95)

Dicky Lyons (66, 67, 68)
 Les Lyons (70)

— M —

Dick Mabry (57)
 Rich Machel (64, 65, 66)
 Jim Mackenzie
 (49, 50, 51)
 F. M. Maddox (02, 03)
 Roy Maddox (98)
 F. C. Mahan (04, 05)
 Raynard Makin
 (68, 69, 70)
 William Maloney (25)
 Tony Manzonelli (64, 65)
 Dave Margavage (71, 72, 73)
 Dave Markem (69)
 Marty Marks (72, 73)
 Carl Marrillia (77, 78, 79)
 Dick Martin
 (47, 48, 49, 50)
 Givens (Doc) Martin
 (22, 23)
 Jack Martin (57 Mgr.)
 John Martin (59)
 L. Wynn Martin
 (97, 98, 99, 00, 01)
 Mike Martin (75, 76, 77)
 Paul Martin (68, 69, 70)
 Chester Mason (38)
 Max Mason (51)
 Albert Mathers (07)
 Jack Mathews (68, 69)
 A. M. Matthews (07)
 R. E. Mattingly
 (12 Mgr.)
 Clarkie Mayfield
 (60, 61, 62)
 Jim Mayo (52)
 Gates McCauley
 (35 Mgr.)
 George McClellan (67)
 Charlie McClendon
 (49, 50)
 Ulysses A. McClure (01)
 Charles McClurg
 (34, 35)
 Jim McCollum (71, 72, 73)
 Frank McCool (34, 35)
 Henry McCorum
 (34 Mgr.)
 Larry McCrimmon (78)
 Bill McCubbin
 (37, 38, 39)
 Jesse McCune (44)
 Frank McDaniels (79)
 Lloyd McDermott
 (47, 48, 49)
 Louis McDonald (44, 45)
 Otho McElroy (29)
 Bill McFarland (23)
 Hilton McGee (02, 03)
 Lawrence McGinnis (30)
 Mike McGraw (64, 65, 66)



Carl Marrillia

Ernest McIlvaine
(15, 16)
James McKay (72)
N. T. McKee (01)
Walter McKinney
(04, 05, 06)
Grandison McLean
(24 Mgr.)
Price McLean (23)
Norris (Double O)
McMillan (33, 34, 35)
Gilcin Meadors (11)
Venus Meaux (78)
Mike Meck (70, 71)
Gene Meeks (42, 46)
Hilton Megill (03 Mgr.)
Johnny Meihaus (48)
Steve Meilinger
(51, 52, 53)
John N. Menifee (03)
Vernon (Bo) Meyer
(29, 30, 32)
Lou Michaels (55, 56, 57)
Frank Milburn (99, 00)
Jim Miles (64, 65)
Jim Miller (32)
J. F. Miller III (57, 58)
Leonard Miller (27)
Bradley Mills
(52, 53, 54, 55)
Jerry Mingus (52)
Bill Mitchell (41)
Billy Mitchell
(54, 55, 56)
Dick Mitchell (52, 53, 54)
Jim Mitchell (68, 69, 70)
Tony Moffett (71)
Gayle Mohnney
(25, 26, 27)
Dave Moitius (75)
Andy Molls (79)
Dick Moloney
(52, 53, 54, 55)
Bob Montgomery
(31, 32)
George Montgomery
(03, 04, 05)
Robert Montgomery (24)

Don Moore (57)
Roger Moore (18)
Joe Moraja (61)
George Morgan (95 Mgr.)
Tom Morris (69, 70, 71)
Waymond Morris
(57, 58)
Bill Moseley (42, 46, 47)
Doug Moseley
(49, 50, 51)
Greg Motley (78, 79)
Dickie Mueller
(58, 59, 60)
Rick Muench (60, 70, 71)
Basil Mullins (63, 65, 66)
Noah Mullins (40, 41)
Steve Murgita (72, 73, 74)
Eger V. Murphree
(16, 17, 18, 19, 20)
Gerard Murphy
(63, 64, 65)
O. B. Murphy (32, 33)
Robert Murray (73, 76, 77)
John Mutchler (60, 61)
Albert Muth (19)
Art Myers (72, 73, 74)
Gene Myers (34, 35, 36)

— N —

Dan Neal (71, 72)
J. C. Nesbit
(04 Mgr., 05 Mgr.)
Don Netoskie
(53, 54, 55, 56)
John Netoskie
(49, 50, 51)
Stanley Nevers
(34, 35, 36)
Homer Nicholas (36)
John Nicholson (71 Mgr.)
John Nocht (73, 74, 76)
Greg Nord (75, 77, 78)
Rick Norton (63, 64, 65)
Orval Nowack (28)
Don Nuerge (59, 60)
John Nuttall (94)
Rick Nuzum (72, 73, 74)

— O —

Doug O'Brien (61)
Nick Odlivak (47, 48, 49)
Arperd Olah (33, 35)
Ken O'Leary (71, 72)
Joe Orr (35)
Isaac Ott (26)
Oweney Owen (69 Mgr.)
Dallas Owens (74, 75, 76, 77)

— P —

Roger Pack (54, 55, 56)
Greg Page (67)
Bob Palmer (38, 39, 40)
Dick Palmer (67, 68, 69)
Ralph Paolone (52, 53)



Scott Peterson

Alex Parda (37)
Vito (Babe) Parilli
(49, 50, 51)
Jim Park (11, 13, 14)
Smith Park (19 Mgr.)
Sam Parker (00)
Steve Parker (72, 73, 74)
Frank Parks (42 Mgr.)
Henry Parks (78)
Allen Parr (40, 41, 42)
Doug Parrish (32, 33)
Steve Parrish (69, 70)
Jim Parrott (44)
Henry Paul (44, 45)
Frank Paullin (05, 06)
Bernie Pavlovich (45)
J. Hamilton Payne (07)
Bart Peak (15)
Jim Pence (25, 26, 27)
W. H. Perkins (00 Mgr.)
Wally Pesuit (73, 74, 75)
Scott Petersen (77, 79)
Larry Petkovsek (76, 77)
Charles Petrie (14)
Tom Petty (79)
Ted Peurach (78)
Al Phaneuf (66, 67)
Don Phelps (46, 47, 49)
Bob Phillips (54, 55)
Hal Phillips (45)
Randy Phillips (38)
Steve Phillips (72)
O. E. Philpot (54, 55)
Frank Phipps (25, 26, 27)
Jack Phipps (29, 30, 31)
Tom Phipps (29, 30)
Phil Pickett (62)
John Pierce (74, 75, 76)
Joe Platt (52, 53)
George Plummer (09)
Bob Pope (48, 49, 50)
Juan Portela (79)
Ray Porter (47, 48, 49)
Don Porterfield
(68, 69, 70)
Al Portwood (26, 27, 28)
Bill Portwood (41)
Henry Portwood (24, 26)

Shelby Post (08)
 Derek Potter (66, 67)
 Lexie Potter (35, 36)
 Sam Potter (34, 35)
 Sam Pottinger (92 Mgr.)
 Chris Poulton (79)
 Archie Powers
 (55, 56, 57)
 Jimmy Poynter (59, 60)
 Leonard Preston (46, 47)
 Birkett Pribble
 (19, 20, 21, 22)
 Holton Pribble (32, 34)
 J. T. Pride (02, 03)
 Bob Pritchard
 (33, 34, 36)
 Jim Proffitt (51, 52, 53)
 John Puntillo (71)
 Dave Pursell (68, 69, 70)


— R —

James Ramey (75, 76, 77)
 John Rampulla (61)
 Derrick Ramsey (75, 76, 77)
 Dell Ramsey
 (20, 21, 22, 23)
 Tom Ranieri (72, 74, 75)
 Bill Ransdell (59, 60, 61)
 Clark Ratcliffe (52)
 Babe Ray (45)
 Keith Raynor (67)
 Jim Reader (59, 60)
 Harry Redmond (93)
 Jim Reed (70, 71, 72)
 Tom Reed (72 Mgr.)
 A. S. Reese
 (96, 97, 98, 99)
 Chester Relchle
 (39 Mgr.)
 Walter Reid (38, 39, 40)
 Kent Reyes (73)
 Jay Rhodemyre
 (42, 46, 47)
 Dan Rhyne (59 Mgr.)
 Chuck Rice (20, 22, 23)
 Dennis Rice (46)
 Guy Rice (99)
 William H. Rice
 (22, 24, 25)
 Dick Richards
 (29, 30, 31)
 Clyde Richardson (62, 63)
 Ches Riddle (73, 75, 76)
 Craig Riddle (17, 18)
 Don Ridge (46, 47)
 Dan Riveiro (61)
 Ken Roark (78)
 Craig Roberts (76, 77, 78)
 Ronnie Roberts (65, 66, 67)
 H. B. Roberts (93)
 Kenny Robertson
 (55, 56, 57)
 Tom Robinson (13 Mgr.)

Vincent (Dick) Robin-
 son (35, 36, 37)
 J. W. Rodes (04, 05)
 Pete Rodes (07, 08)
 Wm. (Black Doc) Rodes
 (15, 16)
 Wm. (Red Doc) Rodes
 (09, 11, 12)
 Tom Rodgers (58, 59, 60)
 Harry Rogers (49, 50)
 David Roller (68, 69, 70)
 Conrad Rose (28, 29, 30)
 John Ross (25, 26)
 Abe Roth (12, 13, 14)
 Tony Rotunno (44)
 G. C. Routt (07, 08, 09)
 Frank Rucks (68, 69)
 Gerald Rueff (68 Mgr.)
 Joe Rupert (32, 33, 34)
 Leonard Rush (66, 68)
 Dick Rushing
 (52, 53, 54)
 James R. Russell
 (21, 22, 23)
 Andy Ryan (79)

— S —

Frank Sadler
 (46 Mgr., 47 Mgr.)
 Harold Salsbery
 (70 Mgr.)
 Curtis Sanders Jr.
 (45 Mgr.)
 Curtis Sanders
 (21, 22, 23, 24)
 Curtis Sauer (23, 24)
 Bruce Sauerbry (70, 71)
 Francis Saunders (44)
 Hugh Saunders (03)
 Unis Saylor
 (48 Mgr., 49 Mgr.)
 Bill Schaffnit
 (48, 49, 50)
 Jim Schenk (52, 53)
 Charles Schifler (41)
 F. A. Schilling (12)
 George Schlegel (41)
 Howie Schnellenberger
 (52, 53, 54, 55)
 Steve Schoenbaechler (72)
 Frank Schollett
 (57, 58, 59)
 Herman Scholtz
 (98, 00, 01, 02)
 John Schornick (65)
 C. C. Schrader
 (12, 13, 14, 15)
 Dennis Schrecker (61)
 Ray Schrecker (59)
 Scott Schroeder (79)
 Wilbur Schu (44)
 Ray Schulte (25, 26)
 Bill Scott (60)
 George Scott (93)



Leon Shadowen

Herschel Scott
 (12, 13, 14)
 John Scott (93)
 Phil Scott (38, 39, 40)
 Steve Scott (69)
 Wellington Scott
 (99, 00, 01)
 William Paul Scott (26)
 Bernie Scruggs
 (69, 70, 71)
 Frank Seale (30, 31, 32)
 Tom Searcy (72)
 Larry Seiple (64, 65, 66)
 Vince Sema (62, 63)
 George Sengel
 (42, 46, 47)
 Wash Serini
 (44, 45, 46, 47)
 Jim Server
 (15, 19, 20, 21)
 Chuck Servino (77)
 Ed Settle (64)
 Barry Settles (72 Mgr.)
 Pat Settles (70 Mgr.)
 Roscoe Severs (97, 98)
 Doug Sexton (72)
 Leon Shadowen (78, 79)
 Cary Shahid (67, 68, 69)
 Arthur Shanklin
 (17, 18, 19, 20)
 Eugene Shanklin (33)
 George Shanklin
 (07, 08, 09, 10)
 Hugh Shannon (44, 45)
 Dick Shatto (53)
 Fred Shaw (20 Mgr.)
 Glenn Shaw (57, 58, 59)
 Joe Shelby (08, 09)
 F. M. Sheldon (05)
 John Shelton (24)
 Joe Shepherd
 (37, 38, 39)
 Bob Sherman (37)
 Doug Shively (56, 57, 58)
 J. Cleves Short (94, 95)
 Mike Shutt (78, 79)
 Mike Siganos (74, 75, 76, 77)
 Clay Simpson (15, 16)



Mike Shutt

Elmore Simpson
(35, 36, 37)
Tommy Simpson
(60, 61, 62)
Ed Singleton (73, 74, 75)
Don Sinor (58, 59, 60)
Wendell Skaggs
(35, 36, 37)
George Skinner
(30, 31, 32)
Rollie Skur (76)
D. D. Slade (97)
Steve Slates (75, 76)
Paul Slaton (36 Mgr.)
Paul Sloan (57)
Calvin Smith (51)
Chuck Smith (78, 79)
D. P. Smith (92)
Ed Smith (63)
Frank Smith (24, 25, 26)
George Smith (14)
Giles Smith
(64, 65 Mgr.)
Jim Smith (70, 72 Mgr.)
Joe David Smith (64, 66)
S. J. Smith (98)
Gerald Smyth (79)
Ed Smolder (74, 75, 76)
Frank Smotherman (47)
Dan Spanish (64, 65, 66)
W. A. Spanton (01, 02)
Howell Spears (11)
Larry Spears (38, 39, 40)
B. W. Spencer (02, 03)
Howell Spencer (01, 02)
H. A. Speyer (06)
Bill (Bud) Spicer (58)
Carey Spicer (28, 29, 30)
Tom Spickard (38, 39)
Paul Sponheimer (71, 73, 74)
C. P. St. John (03)
Jim Stacey (99)
Ed Stanko (64, 65)
Dick Steckler (59 Mgr.)
Ron Steele (73)
Sherman Steely (93)
Joe Stephan (69, 70, 71)
David Stephens (75, 77, 78)

Elmore Stephens (71, 73, 74)
E. A. Stephenson (23)
Gary Stewart (60, 61, 62)
Rod Stewart (75, 76, 77, 78)
Art Still (74, 75, 76, 77)
R. T. Stofer (08)
Richard C. Stoll (93, 94)
Earl Stone (06)
Neville Stone (06, 07)
B. E. W. Stout (08 Mgr.)
Leo Strange (53, 54, 55)
Charles L. Straus
(97, 98)
Rick Strein (79)
Jack Strother (32 Mgr.)
Joe Stuart (54)
Charles Sturgeon
(58, 59, 60)
George Summers (27)
G. Sumner (06)
John Sutak (44)
Jim Swart (64, 65, 66)
Earl Swindle (70, 71, 72)
Harvey Sword (71, 72, 73)
Joe Sydnor (37)

— T —

Bob Talamini
(57, 58, 59)
John Tatterson (72, 73, 74)
Harry Taylor (41, 42)
Jim Taylor (41 Mgr.)
N. S. Taylor (08)
Flanery Terrill (28)
Bill Thiesing (09)
Ben Thomas (72, 73, 74)
Hobart Thomas (44)
Ron Thomas (78)
Smith Thomas (03)
J. J. Thompson (02)
Jim Thompson
(13, 14, 15)
Joe Thompson (28, 29)
Mark Thompson (61)
Phil Thompson
(67, 68, 69)
W. T. Thompson (19, 20)
David Thornton (20)
Polk Threlkeld (09, 10)
Bill Tichenor (33)
Steve Tingle (69)
Talbot Todd (63, 64, 65)
Bill Tolston (75, 77, 78)
Louis Toth (28, 29, 30)
Fay Townes (15 Mgr.)
Bill Tracy (37)
Len Tracy (23, 24, 25)
Cliff Tribble (56, 57, 58)
Pete Triplett (42)
Dave Trosper (75, 76, 77)
Lee Truman (47, 48, 49)
Rich Tucci (63, 64, 65)
Jesse Tunstill (42, 45, 46)

Herschel Turner (61, 62,
63)
J. M. Turner (05)
James D. Turner
(94, 95, 98)
William Tuttle
(11, 12, 13, 14)

— U —

Harry Ulinski
(46, 47, 48, 49)
Cecil Urbaniak
(29, 30, 31)
Jim Urbaniak
(55, 56, 57)

— V —

Wendell Vance (49, 50)
Ben VanMeter
(93 Mgr., 94 Mgr.)
Dave Van Meter
(69, 70, 71)
Doug Van Meter (65, 66,
67)
Emanuel Van Meter
(24, 26, 27)
Jeff Van Note
(66, 67, 68)
Russell Vanzant
(23 Mgr.)
Charles Vaughn (59)
Pete Venable (79)
Pete Vires (37, 38)
John Vogt
(99, 00, 01, 02)

— W —

Beverly Waddell (26)
Jim Wadlington (35, 37)
Sheldon Wagner (33, 34)
Harry Wagner (32)
Bobby Walker
(54, 55, 56)
Charlie Bill Walker
(41, 42, 46)
H. L. Walker (07)
Harry Walker
(32, 33, 34)
W. G. Walker (17, 19)
Tom Walters (27, 28, 29)
Roger Walz (65, 66)
Bill Wannamaker
(48, 49, 50)
A. F. Ward (96)
Paul Ward (96)
Leo Warring (68, 69 Mgr.)
C. Wathen (21)
George C. (Possum)
Watkins (10, 11)
Allan Watson (79)
Cova Watson (21 Mgr.)
Rufus Weaver (93)
Clayton Webb
(48, 49, 50)



Felix Wilson

Dick Webb (07, 09, 10)
 Al Weinman
 (50 Mgr., 51 Mgr.)
 John T. Welch (97)
 David Weld (67)
 Charles Wert (25, 26, 27)
 E. C. Whayne (97, 98)
 Bill Wheeler (53, 54, 55)
 H. R. Whittinghill
 (02 Mgr.)
 R. T. Whittinghill (00)
 Bill Wilburn (42)
 Newell Wilder (31)
 Ed Wiley (20)
 Jim Wilhelm (17, 20)
 Miles Wilard (51, 53)
 Billy Williams (77, 78)
 Charles Williams
 (40 Mgr.)

Delon Williams (11)
 Fred Williams (74, 75, 77, 78)
 Howard Williams
 (28, 29, 30)
 James Williams
 (29 Mgr.)
 John Williams (98)
 Ken Willams (53)
 Steve Williams (79)
 W. C. Willim (98)
 Emmett Willoughby
 (38, 39, 40)
 Cullen Wilson
 (57, 58, 59)
 Earl Wilson (77, 78)
 Felix Wilson (77, 78, 79)
 James M. Wilson (06, 07)
 W. B. Wilson (10)
 Murray Wilson (06)
 Dick Wilson
 (98, 01 Mgr.)
 S. E. Wilson (96)
 Bob Windsor (65, 66)
 Bob Winkel (74, 75, 76, 78)
 Calvin Withrow
 (64, 65, 66)
 Bob Wixson, Jr.
 (69, 70, 71)
 Bob Wodtke (48)
 Louis Wolf (66, 67, 68)
 Rod Wolfe (69)
 Clark Wood (40, 41, 42)
 Hugh Wood
 (00, 02, 03, 04)
 Kenny Wood (67)

Jeff Woodcock (71, 72, 73)
 Harold Wooddell (49, 50)
 Greg Woods (73, 74, 75, 76)
 John Woods (93, 94, 95)
 Harry Woodson
 (11, 12, 13)
 Jeff Woodcock (71, 72, 73)
 Jerry Woolum
 (60, 61, 62)
 Floyd Wright (14)
 Ralph Wright
 (29, 30, 31)
 Rich Wright (57, 58, 59)
 Ed C. Wurtele (02)

— Y —

Leo Yarutis (42, 46, 47)
 George Yates (29, 30, 31)
 Roger Yost (44, 45)
 Walter Young (60 Mgr.)
 Walt Yowarsky
 (48, 49, 50)

— Z —

Al Zampino (51, 53, 56)
 Ben Zaranka
 (47, 48, 49, 50)
 George Zerfoss (19)
 Karl Zerfoss (13, 14, 15)
 Tom Zerfoss (13)
 Tommy Zinn (41)
 Dave Zoeller (38, 39, 40)



INDUCTED AS HONORARY MEMBERS of the K-Men's Association during the past year were (left to Right) Cawood "Voice of the Wildcats" Ledford, Dr. V. A. Jackson, UK sports information director Russell Rice and UK ticket manager Al Morgan.

PAST WILDCAT CAPTAINS

1891—John Bryant, halfback	1936—Stan Nevers
1892—William Hobdy, halfback	1937—Joe Hagan
1893—Ulysses Garred, tackle	1938—Sherman Hinkebein
1894—George Carey, quarterback	1939—Joe Shepherd
1895—Smith Alford, quarterback	1940—John Eibner
1896—Walter Duncan, quarterback	1941—None
1897—Roscoe Severs, quarterback	1942—Charles Walker
1898—Roscoe Severs, quarterback	1943—No Team
1899—A.S. Reese, halfback	1944—Jim Little
1900—Wellington Scott, fullback	1945—Roger Yost
1901—Winn Martin, halfback	1946—Phil Cutchin
1902—John Vogt, end	1947—Bill Moseley (Hon.)
1903—F.M. Maddox, center	1948—George Blanda (Hon.)
1904—White Guyn, fullback	1949—Harry Ulinski
1905—W.P. Kemper, fullback	1950—Bob Gain & Wilbur Jamerson
1906—F.C. Paullin, halfback	1951—Vito Parilli & Doug Moseley
1907—George Adair, end	1952—John Griggs & Bob Fry (Alt.)
1908—George Hendrickson, end	1953—Ray Correll & Tommy Adkins
1909—Richard Barbee, halfback	1954—Harry Kirk & Joe Koch
1910—Richard Webb, end	1955—Bob Hardy & Howard Schnellenberger
1911—Tom Earle, guard	1956—Dave Kuhn & Roger Pack
1912—W.C. Harrison, tackle	1957—Bob Collier & Ken Robertson
1913—Herschell Scott, fullback	1958—Bob Lindon & Doug Shively
1914—James Park, quarterback	1959—Glenn Shaw & Cullen Wilson
1915—M.H. Crutcher, end	1960—Jerry Eisaman & Lloyd Hodge
1916—M.H. Crutcher, quarterback	1961—Irv Goode
1917—J.A. Brittain, guard	1962—Tommy Simpson
1918—J.G. Heber, end	1963—Darrell Cox
1919—J.A. Dishman, end	1964—Jim Foley & Bill Jenkins
1920—E.V. Murphree, tackle	1965—Rick Norton & Sam Ball
1921—James Server, guard	1966—Rich Machel & Larry Seiple
1922—Birkett Pribble, guard	1967—Kerry Curling & Doug Van Meter
1923—Dell Ramsey, tackle	1968—Jeff Van Note
1924—Curtis Sanders, fullback	1969—Wilbur Hackett & Bill Duke
1925—Ab Kirwan, end	1970—Game Captains
1926—Frank Smith, halfback	1971—Dan Neal & Joe Federspiel
1927—Charles Wert, guard	1972—Dan Neal & Earl Swindle
1928—Claire Dees	1973—Frank LeMaster & Ray Barga
1929—Will Ed Covington	1974—Mike Fanuzzi & Tom Ehlers
1930—L.G. Forquer, Jr.	1975—Wally Pesuit & Tom Ranieri
1931—Ralph Wright	1976—Game Captains
1932—O.L. Davidson	1977—Game Captains
1933—Howard Kreuter	1978—Game Captains
1934—Joe Rupert	1979—Lester Boyd & Mike Shutt
1935—James Long	

WILDCATS' RECORD AGAINST ALL OPPONENTS

Opponent	First Meeting	Last Meeting	Won	Lost	Tied
Alabama.....	1917	1973	1	26	1
All-Kentucky	1900	1900	0	1	0
Alumni	1899	1899	1	0	0
Auburn.....	1934	1975	5	16	1
Avondale A. C.....	1900	1901	0	2	0
Baldwin-Wallace	1940	1940	1	0	0
Baylor	1963	1977	1	2	0
Berea College.....	1903	1909	5	0	0
Bethany	1904	1904	1	0	0
Boston College.....	1937	1937	0	1	0
Bowling Green	1979	1979	1	0	0
Butler College.....	1913	1917	4	0	0
Carson-Newman	1928	1929	2	0	0
Catlettsburg A.C.....	1896	1905	1	1	0
Central U.....	1892	1911	4	10	1
Centre	1891	1929	11	18	1
Chicago	1925	1925	0	1	0
Cincinnati.....	1894	1952	17	7	2
Cincinnati YMCA	1893	1893	2	0	0
Citadel, The	1949	1949	1	0	0
Clemson.....	1925	1971	6	1	0
Co. H. of 8th Mass.	1898	1898	1	0	0
Cumberland U.....	1905	1905	1	0	0
Cynthiana.....	1903	1905	2	0	0
Dayton	1950	1950	1	0	0
DePauw	1895	1895	0	1	0
Detroit	1959	1964	4	0	0
Duke	1930	1933	0	4	0
Earlham	1913	1915	3	0	0
Eminence A.C.....	1906	1906	1	0	0
Evansville	1947	1947	1	0	0
Florida	1917	1979	16	14	0
Florida State.....	1960	1965	3	1	1
Frankfort A. C.....	1895	1895	1	0	0
Georgetown.....	1891	1924	22	1	0
George Washington	1940	1951	3	0	0
Georgia	1939	1979	7	24	2
Georgia Tech	1923	1960	7	11	1
Hanover	1907	1912	2	0	0
Hawaii	1958	1958	1	0	0
Houston.....	1965	1966	0	2	0
Illinois.....	1909	1913	1	1	0
Indiana.....	1893	1979	3	10	1
160th Indiana	1898	1898	1	0	0
Jeffersonville A. C.....	1894	1894	1	0	0
Kansas	1975	1976	0	2	0
Kansas State	1961	1970	2	0	0

Kentucky Wesleyan	1897	1927	5	1	0
K. M. I.	1903	1906	4	0	0
Lexington A. C.	1895	1896	0	1	0
Lexington H. S.	1911	1911	1	0	0
Louisiana State	1949	1979	8	21	1
Louisville	1912	1924	6	0	0
Louisville A. C.	1892	1898	3	1	0
Louisville YMCA.	1900	1902	2	2	0
Manhattan	1936	1937	1	1	0
Manual H. S.	1907	1907	1	0	0
Marietta	1903	1906	1	1	0
Marquette	1945	1948	2	1	0
Marshall College.	1905	1960	6	0	0
Maryland	1931	1979	2	3	2
Maryville	1907	1938	19	0	1
Memphis State.	1953	1957	4	0	0
Miami (Fla.)	1948	1963	5	3	0
Miami (Ohio)	1894	1979	5	4	1
Michigan	1908	1908	0	1	0
Michigan State.	1944	1947	2	2	0
Mississippi	1944	1979	10	19	1
Mississippi Southern	1949	1949	1	0	0
*Mississippi State.	1914	1977	10	5	0
Missouri	1965	1968	2	0	0
Mooney School	1902	1902	0	1	0
Morris-Harvey	1907	1911	2	0	0
Nashville U.	1902	1902	0	1	0
Newcastle A. C.	1898	1898	1	0	0
North Carolina	1910	1977	4	4	0
North Carolina State.	1909	1970	1	1	0
North Dakota	1950	1950	1	0	0
N. Texas State	1950	1950	1	0	0
Northwestern	1928	1928	0	1	0
Oglethorpe	1938	1939	2	0	0
Ohio Northern	1913	1913	1	0	0
Ohio State	1895	1935	0	3	0
Ohio University.	1910	1971	1	1	0
Oklahoma.	1951	1951	1	0	0
Oregon State	1968	1976	2	0	0
Paris A. C.	1904	1904	1	0	0
Penn State	1975	1978	2	2	0
Purdue	1895	1915	1	2	0
Q. & C. RR.	1902	1902	1	0	0
Rice	1953	1955	2	0	0
Rose Poly	1908	1909	2	0	0
St. Mary's College	1909	1909	1	0	0
St. Louis U.	1905	1910	0	2	0
Santa Clara	1950	1950	0	1	0
Sewanee	1908	1933	7	3	3
Southwestern Presbyterian	1920	1920	1	0	0
South Carolina	1937	1978	1	0	1
Southern Methodist	1949	1949	0	1	0

Southwestern	1934	1941	3	0	0
Tennessee	1893	1979	21	45	9
Tennessee Tech	1951	1951	1	0	0
Texas	1951	1951	0	1	0
Texas A & M	1952	1953	1	1	0
Texas Christian	1952	1952	1	0	0
**Transylvania	1881	1911	15	5	1
Tulane	1910	1974	6	5	0
Utah State	1970	1970	0	1	0
Vanderbilt	1896	1979	21	27	4
Villanova	1947	1972	7	1	1
Virginia	1930	1930	1	0	0
V. M. I.	1892	1944	12	4	0
Virginia Tech	1926	1978	10	3	2
Washington & Lee	1899	1942	11	7	2
West Virginia	1905	1979	11	7	1
West Virginia Wesleyan	1924	1924	0	1	0
Wilmington	1913	1914	2	0	0
Winchester A. C.	1907	1907	1	0	0
Xavier (Ohio)	1903	1962	18	2	0
YMI of Cincinnati	1912	1912	1	0	0
TOTAL 824 GAMES (119 Opponents)			426	357	41

*Record includes four games (2-2) with Mississippi A & M, which later became known as Mississippi State. Also 1976 game forfeited by Miss. State.

**Record includes 19 games (13-5-1) with Kentucky University, which became known as Transylvania in 1909, and two games (1-1) with Transylvania.

MEMORIAL

Kentucky's athletic complex off Cooper Drive was named "The Bernie A. Shively Sports Center" in April, 1969, in memory of the distinguished Wildcat director of athletics who died of a heart attack at his home December 10, 1967.

Shively joined the Kentucky staff in 1927 as football line coach, following a brilliant athletic career at Illinois. An All-American as a blocking guard for Red Grange, he also was Big Ten heavyweight wrestling champion and a track stand-out. He was named to the Helms Hall of Fame in 1972.

In 1933, he was appointed head of the UK Physical Education Department, and five years later became director of athletics. He continued coaching until 1946, handling football, track and baseball at various times. Among other honors, he was inducted into the Kentucky Hall of Fame.

SCORES AGAINST ALL FOES **UK RECORD IN PARENTHESES**

Alabama (1-26-1)		1958	0- 8	Boston College (0-1-0)	
		1959	0-33		
1917	0-27	1960	7-10	1937	0-13
1922	6- 0	1961	14-12		
1923	8-16	1962	6-16	Bowling Green (1-0-0)	
1924	7-42	1963	13-14		
1925	0-31	1964	20- 0	1979	21-14
1926	0-14	1965	18-23		
1927	6-21	1966	17- 7	Butler (4-0-0)	
1928	0-14	1967	7-48		
1929	13-24	1968	7-26	1913	21- 7
1930	0-19	1969	3-44	1915	33- 0
1931	7- 9	1970	15-33	1916	39- 3
1932	7-12	1971	6-38	1917	33- 0
1933	0-20	1974	13-31		
1934	14-34	1975	9-15	Carson-Newman (2-0-0)	
1935	0-13	Avondale A. C. (0-2-0)		1928	61- 0
1936	0-14			1929	58- 0
1937	0-41			Catlettsburg A. C. (1-1-0)	
1938	6-26	1900	5-11	1896	4- 6
1939	7- 7	1901	6-17	1905	23- 0
1940	0-25	Baldwin-Wallace (1-0-0)			
1941	0-30			Central (4-10-1)	
1942	0-14			1892	6- 8
1944	0-41	1940	59- 7	1892	4- 8
1945	19-60	Baylor (2-2-0)		1892	6-10
1946	7-21			1893	36-48
1947	0-13			1894	38-10
1972	0-35	1963	19- 7	1896	62- 0
1973	14-28	1964	15-17	1897	0-18
All-Kentucky (0-1-0)		1977	6-21	1899	0- 5
		1978	25-21	1900	0- 6
1900	0- 5	Berea (5-0-0)		1900	0-11
Alumni (1-0-0)				1901	0- 5
1899	6- 5	1903	17- 0	1902	0-15
Auburn (5-16-1)		1904	42- 0	1904	40- 0
		1905	46- 0	1904	81- 0
		1908	17- 0	1905	11-11
		1909	28- 0	Centre (11-18-1)	
1934	9- 0	Bethany (1-0-0)		1891	0-10
1935	0-23				
1954	21-14	1904	6- 0		
1955	14-14				
1956	0-13				
1957	0- 6				

1893	4- 6
1894	0-67
1895	6- 0
1895	0-16
1896	0-32
1896	0-44
1897	0-36
1898	6- 0
1899	11-11
1900	0- 5
1906	6-12
1907	11- 0
1908	40- 0
1909	15- 6
1910	6-12
1911	8- 5
1916	68- 0
1917	0- 3
1918	canceled
1919	0-56
1920	0-49
1921	0-55
1922	3-27
1923	0-10
1924	0- 7
1925	16- 0
1926	0- 7
1927	53- 0
1928	8- 0
1929	33- 0

Chicago
(0-1-0)

1925	0- 9
------	------

Cincinnati YMCA
(2-0-0)

1893	14- 4
1912 (YMI)	56- 0

Cincinnati
(17-7-2)

1894	4-32
1900	6-20
1901	0- 0
1901	16- 0
1902	6- 6
1904	0-11
1911	0- 6
1912	19-13
1913	27- 7

1914	7-14
1915	27- 6
1916	32- 0
1917	0- 7
1920	7- 6
1922	15- 0
1923	14- 0
1933	3- 0
1934	27- 0
1945	13- 7
1945	7-16
1946	26- 7
1947	20- 0
1948	28- 7
1949	14- 7
1950	41- 7
1952	14- 6

The Citadel
(1-0-0)

1949	44- 0
------	-------

Clemson
(6-1-0)

1925	19- 6
1929	44- 6
1934	7- 0
1936	7- 6
1938	0-14
1952	27-14
1971	13-10

Co. H of 8th Mass.
(1-0-0)

1898	59- 0
------	-------

Cumberland
(1-0-0)

1905	12- 0
------	-------

Cynthiana
(2-0-0)

1903	39- 0
1905	52- 0

Dayton
(1-0-0)

1950	40- 0
------	-------

DePauw
(0-1-0)

1895	0-18
------	------

Detroit
(4-0-0)

1959	32- 7
1962	27- 8
1963	35-18
1964	13- 6

Duke
(0-4-0)

1930	7-14
1931	0- 7
1932	0-13
1933	7-14

Earlham
(3-0-0)

1913	28-10
1914	81- 3
1915	54-13

Eminence A. C.
(1-0-0)

1906	48- 0
------	-------

Evansville
(1-0-0)

1947	36- 0
------	-------

Florida
(16-14-0)

1917	52- 0
1926	18-13
1927	6-27
1931	7- 2
1935	15- 6
1936	7- 0
1937	0- 6
1948	34-15
1949	35- 0
1950	40- 6
1951	14- 6
1952	0-27
1953	26-13
1954	7-21
1955	10- 7
1956	17- 8

1957	7-14
1967	12-28
1968	14-16
1969	6-31
1970	13-24
1971	24-35
1972	0-40
1973	18-20
1974	41-24
1975	7-48
1976	28- 9
1977	14- 7
1978	16-18
1979	31- 3

Florida State
(3-1-1)

1960	23- 0
1961	20- 0
1962	0- 0
1964	6-48
1965	26-24

Frankfort A. C.
(1-0-0)

1895	10- 0
------	-------

Georgetown (Ky.)
(22-1-0)

1891	8- 2
1893	86- 0
1894	40- 6
1895	0-10
1896	16- 0
1897	20- 4
1898	28- 0
1899	34- 0
1900	12- 0
1902	28- 0
1903	51- 0
1904	35- 0
1906	19- 0
1907	38- 0
1909	22- 6
1910	37- 0
1911	18- 0
1918	21- 3
1919	12- 0
1921	33- 0
1922	40- 6
1923	35- 0

1924	42- 0
------	-------

George Washington
(3-0-0)

1940	24- 0
1942	27- 6
1951	47-13

Georgia
(7-24-2)

1939	13- 6
1940	7- 7
1942	6- 7
1944	12-13
1945	6-48
1946	13-28
1947	26- 0
1948	12-35
1949	25- 0
1956	14- 7
1957	14-33
1958	0-28
1959	7-14
1960	13-17
1961	15-16
1962	7- 7
1963	14-17
1964	7-21
1965	28-10
1966	15-27
1967	7-31
1968	14-35
1969	0-30
1970	3-19
1971	0-34
1972	7-13
1973	12- 7
1974	20-24
1975	13-21
1976	7-31
1977	33- 0
1978	16-17
1979	6-20

Georgia Tech
(7-11-1)

1923	3- 3
1932	12- 6
1933	7- 6
1935	25- 6
1936	0-34

1937	0-32
1938	18-19
1939	6-13
1940	26- 7
1941	13-20
1942	7-47
1950	28-14
1951	7-13
1954	13- 6
1956	6-14
1957	0-13
1958	13- 0
1959	12-14
1960	13-23

Hanover
(2-0-0)

1907	40- 0
1912	64- 0

Hawaii
(1-0-0)

1958	51- 0
------	-------

Houston
(0-2-0)

1965	21-38
1966	18-56

Illinois
(1-1-0)

1909	6- 2
1913	0-21

Indiana
(3-10-1)

1893	24-24
1904	12- 0
1905	0-29
1918	24- 7
1919	0-24
1926	6-14
1927	0-21
1967	10-12
1969	30-58
1971	8-26
1972	34-35
1973	3-17
1974	28-22
1979	10-18

160th Indiana
(1-0-0)

1898 17- 0

Jeffersonville A.C.
(1-0-0)

1894 64- 0

Kansas
(0-2-0)

1975 10-14
1976 16-37

Kansas State
(2-0-0)

1961 21- 8
1970 16- 3

Kentucky Wesleyan
(5-1-0)

1897 0- 4
1907 17- 0
1909 18- 0
1910 42- 0
1921 68- 0
1927 13- 7

Kentucky Military
(4-0-0)

1903 18- 0
1904 11- 0
1905 12- 4
1906 16-11

Lexington A.C.
(0-1-0)

1896 0-10

Lexington High School
(1-0-0)

1911 17- 0

L.S.U.
(8-21-1)

1949 19- 0
1950 14- 0
1952 7-34

1953 6- 6
1954 7- 6
1955 7-19
1956 14- 0
1957 0-21
1958 7-32
1959 0- 9
1960 3- 0
1961 14-24
1962 0- 7
1963 7-28
1964 7-27
1965 21-31
1966 0-30
1967 7-30
1968 3-13
1969 10-37
1970 7-14
1971 13-17
1972 0-10
1973 21-28
1974 20-13
1975 14-17
1976 21- 7
1977 33-13
1978 0-21
1979 19-23

Louisville
(6-0-0)

1912 41- 0
1913 20- 0
1914 42- 0
1915 15- 0
1922 73- 0
1924 29- 0

Louisville A.C.
(3-1-0)

1892 14-10
1895 16-10
1896 4-30
1898 16- 0

Louisville YMCA
(2-2-0)

1900 12- 6
1900 12- 0
1901 0-11
1902 0-17

Manhattan
(1-1-0)

1936 7-13
1937 19- 0

Manual High School
(1-0-0)

1907 30- 0

Marietta
(1-1-0)

1903 11- 5
1906 0-16

Marquette
(2-1-0)

1945 13-19
1946 35- 0
1948 25- 0

Marshall
(6-0-0)

1905 53- 0
1912 13- 0
1921 28- 0
1922 16- 0
1923 41- 0
1960 55- 0

Maryland
(2-3-2)

1931 6- 6
1954 0-20
1956 14- 0
1975 10-10
1976 14-24
1978 3-20
1979 14- 7

Maryville
(19-0-1)

1907 5- 2
1908 18- 0
1910 12- 5
1911 13- 0
1912 34- 0
1914 80- 0
1917 19- 0
1920 31- 0

1923	28- 0
1925	13- 6
1926	25- 0
1927	6- 6
1929	40- 0
1930	57- 0
1931	19- 0
1933	46- 2
1934	26- 0
1935	60- 0
1936	54- 3
1938	46- 7

Memphis State
(4-0-0)

1953	20- 7
1954	33- 7
1955	41- 7
1957	53- 7

Miami (Fla.)
(5-3-0)

1948	25- 5
1949	21- 6
1951	32- 0
1952	29- 0
1959	22- 3
1961	7-14
1962	17-25
1963	14-20
1979	14-15

Miami (O.)
(5-3-1)

1894	28- 6
1899	18- 5
1902	11- 5
1903	47- 0
1911	12- 0
1912	8-13
1917	0- 0
1920	0-14
1974	10-14

Michigan
(0-1-0)

1908	0-62
------	------

Michigan State
(2-2-0)

1944	0- 2
1945	6- 7
1946	39-14
1947	7- 6

Mississippi
(10-19-1)

1944	27- 7
1945	7-21
1946	20- 7
1947	7-14
1948	7-20
1949	47- 0
1950	27- 0
1951	17-21
1952	13-13
1953	6-22
1954	9-28
1955	21-14
1956	7-37
1957	0-15
1958	6-27
1959	0-16
1960	6-21
1961	6-20
1962	0-14
1963	7-31
1964	27-21
1965	16- 7
1966	0-17
1967	13-26
1968	14-30
1969	10- 9
1970	17-20
1971	20-34
1978	24-17
1979	14- 3

Mississippi Southern
(1-0-0)

1949	71- 7
------	-------

Mississippi State
(9-6-0)

1914	19-13
------	-------

1915	0-12
1916	13- 3
1917	0-14
1944	0-26
1950	48-21
1951	27- 0
1952	14-27
1953	32-13
1955	14-20
1958	33-12
1972	17-13
1973	42-14
1976*	7-14
1977	23- 7

Missouri
(2-0-0)

1965	7- 0
1968	12- 6

Mooney School
(0-1-0)

1902	0-23
------	------

Morris Harvey
(2-0-0)

1907	29- 0
1911	12- 0

Nashville U.
(0-1-0)

1902	0-11
------	------

North Carolina
(4-4-0)

1910	11- 0
1934	0- 6
1966	10- 0
1970	10-20
1972	20-31
1973	10-16
1976	21- 0
1977	10- 7

North Carolina St.
(1-1-0)

1909	6-15
1970	27- 2

*Game Forfeited by Miss. State

Newcastle A.C.
(1-0-0)

1898 36- 0

North Dakota
(1-0-0)

1950 83- 0

North Texas St.
(1-0-0)

1950 25- 0

Northwestern
(0-1-0)

1928 0- 7

Oglethorpe
(2-0-0)

1938 66- 0

1939 58- 0

Ohio Northern
(1-0-0)

1913 21- 0

Ohio State
(0-3-0)

1895 6- 8

1919 0-49

1935 6-19

Ohio University
(1-1-0)

1910 12- 0

1971 6-35

Oklahoma
(1-0-0)

1951 (S.B.) 13- 7

Oregon State
(2-0-0)

1968 35-34

1976 38-13

Paris A.C.
(1-0-0)

1904 28- 0

Penn State
(2-2-0)

1975 3-10

1976 22- 6

1977 24-20

1978 0-30

Purdue
(1-2-0)

1895 0-32

1914 6-40

1915 7- 0

Q. & C.R.R. (Lex.)
(1-0-0)

1902 22- 0

Rice
(2-0-0)

1953 19-13

1955 20-16

Rose Poly
(2-0-0)

1908 12- 0

1909 43- 0

St. Mary's
(1-0-0)

1909 29- 0

St. Louis
(0-2-0)

1905 0-82

1910 0- 9

Santa Clara
(0-1-0)

1950 (O.B.) 13-21

Sewanee
(7-3-3)

1908 0-12

1915 7- 7

1916 0- 0

1917 0- 7

1919 6- 0

1920 6- 6

1921 0- 6

1922 7- 0
1924 7- 0
1925 14- 0
1930 37- 0
1932 18- 0
1933 7- 0

SPU
(Southwestern)
(3-0-0)

1920 62- 0

1934 33- 0

1941 33-19

South Carolina
(1-0-1)

1937 27- 7

1978 14-14

S.M.U.
(0-1-0)

1949 7-20

Tennessee
(21-45-9)

1893 56- 0

1899 0-12

1901 0- 5

1906 21- 0

1907 0- 0

1908 0- 5

1909 17- 0

1910 10- 0

1911 12- 0

1912 13- 6

1913 7-13

1914 6-23

1915 6- 0

1916 0- 0

1919 13- 0

1920 7-14

1921 0- 0

1922 7-14

1923 0-18

1924 27- 6

1925 23-20

1926 0- 6

1927 0-20

1928 0- 0

1929 6- 6

1930	0- 8	Tennessee Tech	1932	3- 6	
1931	6- 6	(1-0-0)	1933	0-34	
1932	0-26	1951	72-13	1934	7-20
1933	0-27			1935	13-20
1934	0-19	Texas	1951	37- 0	
1935	27- 0	(0-1-0)	1952	27- 6	
1936	6- 7	1951	6- 7	1972	7-18
1937	0-13			1973	34- 7
1938	0-46	Texas A&M	1974	30- 7	
1939	0-19	(1-1-0)	1975	23-10	
1940	0-33				
1941	7-20	1952	10- 7	Utah State	
1942	0-26	1953	6- 7	(0-1-0)	
1944	13-26			1970	6-35
1944	7-21	T.C.U.			
1945	0-14	(1-0-0)		Vanderbilt	
1946	0- 7	1952		(21-27-4)	
1947	6-13	(C. Bowl)	20- 7		
1948	0- 0			1896	0- 6
1949	0- 6	Kentucky U. &		1897	0-50
1950	0- 7	Transylvania		1901	0-22
1951	0-28	(15-5-1)		1906	0-28
1952	14-14	1881	7 1/2- 1	1907	0-40
1953	27-21	1881	1- 2	1911	0-18
1954	14-13	1881	2 1/4-3 3/4	1916	0-45
1955	23- 0	1891	called	1917	0- 5
1956	7-20	1892	0- 0	1918	0-33
1957	20- 6	1892	10- 4	1919	0- 0
1958	6- 2	1893	28- 0	1920	0-20
1959	20- 0	1893	38-28	1921	14-21
1960	10-10	1894	44- 0	1922	0- 9
1961	16-26	1895	26- 0	1927	6-34
1962	12-10	1896	36- 6	1928	7-14
1963	0-19	1897	8- 6	1937	0-12
1964	12- 7	1898	18- 0	1938	7-14
1965	3-19	1899	23- 6	1939	21-13
1966	19-28	1900	12- 0	1940	7- 7
1967	7-17	1901	0-27	1941	15-39
1968	7-24	1902	5- 6	1942	6- 7
1969	26-31	1903	0-17	1945	6-19
1970	0-45	1904	21- 4	1946	10- 7
1971	7-21	1907	5- 0	1947	14- 0
1972	7-17			1948	7-26
1973	14-16			1953	40-14
1974	7-24	(KU Becomes		1954	19- 7
1975	13-17	Transylvania)		1955	0-34
1976	7- 0	1909	77- 0	1956	7- 6
1977	21- 7	1911	5- 0	1957	7-12
1978	14-29			1958	0- 0
1979	17-20	Tulane		1959	6-11
		(6-5-0)		1960	27- 0
		1910	10- 3	1961	16- 3

1962	7- 0
1963	0- 0
1964	22-21
1965	34- 0
1966	14-10
1967	12- 7
1968	0- 6
1969	6-42
1970	17-18
1971	14- 7
1972	14-13
1973	27-17
1974	38-12
1975	3-13
1976	14- 0
1977	28- 6
1978	52- 3
1979	29-10

Villanova
(7-1-1)

1947	
(G. L. Bowl)	24-14
1948	13-13
1950	34- 7
1951	35-13
1952	6-25
1953	19- 0
1954	28- 3
1955	28- 0
1972	25- 7

Virginia
(1-0-0)

1930	47- 0
------	-------

V.M.I.
(12-4-0)

1892	0-34
1912	2- 3
1921	14- 7
1924	3-10
1925	7- 0
1926	9-10
1927	25- 0
1928	18- 6
1929	23-12
1930	26- 0
1931	20-12
1932	23- 0
1933	21- 6

1936	38- 0
1939	21- 0
1944	26- 2

V.P.I.
(10-3-2)

1926	13-13
1931	20- 6
1932	0- 7
1941	37-14
1942	21-21
1963	33-14
1966	0- 7
1967	14-24
1969	7- 6
1971	33-27
1973	31-26
1974	38- 7
1975	27- 8
1977	32- 0
1978	28- 0

Washington & Lee
(11-7-2)

1899	0- 0
1899	6- 0
1923	6- 6
1924	7-10
1925	0-25
1926	13-14
1927	0-25
1928	6- 0
1929	20- 6
1930	33-14
1931	45- 0
1932	53- 7
1933	0- 7
1934	0- 7
1936	39- 7
1937	41- 6
1938	0- 8
1940	47-12
1941	7- 0
1942	53- 0

West Virginia
(11-7-1)

1905	0-45
1939	13- 6
1940	7- 9
1941	18- 6

1942	0- 7
1944	40- 9
1945	19- 6
1946	13- 0
1947	15- 6
1964	21-26
1965	28- 8
1966	14-14
1967	22- 7
1968	35-16
1969	6- 7
1974	3-16
1976	14-10
1977	28-13
1979	10- 6

W. Va. Wesleyan
(0-1-0)

1924	7-24
------	------

Wilmington
(2-0-0)

1913	33- 0
1914	87- 0

Winchester A.C.
(1-0-0)

1907	6- 0
------	------

Xavier (O.)
(18-2-0)

1903	21- 0
1935	21- 7
1936	21- 0
1937	6- 0
1938	7-26
1939	21- 0
1940	13- 0
1941	21- 6
1942	35-19
1946	70- 0
1947	20- 7
1948	48- 7
1949	21- 7
1956	33- 0
1957	27- 0
1958	20- 6
1959	41- 0
1960	49- 0
1961	9- 0
1962	9-14

YMI of Cincinnati

1912	56-0
------	------

U. OF K. ALL—TIME FOOTBALL RECORD (89 Seasons—Won 426, Lost 357, Tied 41—.544 Percent)

Date	Team—Site	Ky.	Op.
------	-----------	-----	-----

1881—Won 1, Lost 2

COACH:

CAPT.: (The Lexington Press reported, "The A&M boys were commanded by Capt. Irvine.")

Nov. 12	Kentucky U., KU	7 1/4	1
Nov. 19	Kentucky U., A&M	1	2
Dec. 3	Kentucky U., KU	2 1/4	3 3/4

(Kentucky University is not to be confused with the present day University of Kentucky. U. of K., known in those early days as A&M College, was separated from K.U. in 1878. Transylvania College of Lexington evolved from old K.U. while A&M became Univ. of Ky. During the process, U. of K. carried successive titles of A&M College, Kentucky State College and State University of Kentucky. See footnote A for explanation of scoring in early games.)

1882-1890—No record of competition

1891—Won 1, Lost 1.

MGRS: S. M. Pottinger, I. P. Shelby
CAPT.: John Bryan

Apr. 10	Georgetown, Lexington	8	2
Dec. 12	Kentucky U., KSC	—	—

(Game called after one play due to injury to KU player.)

Dec. 19	Centre College, Lexington	0	10
---------	---------------------------	---	----

1892—Won 2, Lost 4, Tied 1.

COACH: Prof. A. M. Miller, John A. Thompson
CAPT.: Ed Hobdy

Oct. 29	Kentucky U., KSC	0	0
Nov. 5	Central U., Richmond	6	8
Nov. 12	Central U., Lexington	4	8
Nov. 19	Louisville A.C., Louisville	14	10
Nov. 26	V.M.I., Lexington, Va.	0	34
Dec. 3	Central U., Lexington	6	10
Dec. 10	Kentucky U., KU	10	4

1893—Won 5, Lost 2, Tied 1.

COACH: John A. Thompson
CAPT.: Ulysses Garred

Oct. 14	Georgetown, Lexington	80	0
Oct. 21	Tennessee, Knoxville	56	0
Oct. 28	Centre College, Danville	4	6
Nov. 4	Kentucky U., KSC	28	0

(This contest between KU and KSC was regarded as an exhibition game. It was arranged after rain caused cancellation of scheduled games between KSC and Cincinnati YMCA and KU and Central.)

Nov. 11	Central U., Lexington	36	48
Nov. 18	Cincinnati YMCA, Cincy	14	4
Nov. 25	Kentucky U., KU	38	28
Nov. 30	Indiana, Lexington	24	24

1894—Won 5, Lost 2.

COACH: W. P. Finney
CAPT.: George Carey

Sept. 22	Cincinnati U., Cincinnati	4	32
Oct. 6	Georgetown, Lexington	40	6
Oct. 13	Miami (Ohio), Lexington	28	6

Oct. 20	Jeffersonville A.C., Lex.	64	0
Nov. 10	Kentucky U., KSC	44	0
Nov. 17	Centre College, Lexington	0	67
Nov. 29	Central U., Lexington	38	10

(Kentucky Intercollegiate League Champions)

1895—Won 4, Lost 5.

COACH: Charles Mason
CAPT.: Smith Alford

Oct. 5	Frankfort A.C., Frankfort	10	0
Oct. 12	Purdue, Lafayette	0	32
Oct. 14	DePauw, Greencastle	0	18
Oct. 19	Centre College, Danville	6	0
Oct. 26	Georgetown, Georgetown	0	10
Nov. 3	Kentucky U., KU	26	0
Nov. 15	Ohio State, Lexington	6	8
Nov. 23	Louisville A.C., Lexington	16	10
Nov. 28	Centre College, Lexington	0	16

1896—Won 3, Lost 6.

COACH: Dudley Short & Smith Alford
CAPT.: Walter Duncan

Oct. 3	Lexington A.C., Lexington	0	10
Oct. 10	Vanderbilt, Nashville	0	6
Oct. 17	Catlettsburg A.C., C'burg	4	6
Oct. 24	Kentucky U., KSC	36	6
Oct. 31	Centre College, Danville	0	32
Nov. 7	Central U., Lexington	62	0
Nov. 14	Centre College, Lexington	0	44
Nov. 21	Georgetown, Georgetown	16	0
Nov. 26	Louisville A.C., Louisville	4	30

1897—Won 2, Lost 4.

COACH: Lyman B. Eaton
CAPT.: Roscoe Severs

Oct. 2	Kentucky U., Lexington	8	6
Oct. 11	Ky. Wesleyan, Winchester	0	4
Oct. 23	Georgetown, Lexington	20	4
Oct. 30	Vanderbilt, Nashville	0	50
Nov. 6	Central U., Richmond	0	18
Nov. 25	Centre College, Lexington	0	36

1898—Won 7, Lost 0.

COACH: W. R. Bass
CAPT.: Roscoe Severs

Oct. 1	Kentucky U., Lexington	18	0
Oct. 8	Georgetown, Georgetown	28	0
Oct. 15	Co. H. of 8th Mass., Lex.	59	0
Oct. 29	Louisville A.C., Louisville	16	0
Nov. 5	Centre College, Lexington	6	0
Nov. 12	160th Indiana, Lexington	17	0
Nov. 19	Newcastle A.C., Lexington	36	0

1899—Won 5, Lost 2, Tied 2.

COACH: W. R. Bass
CAPT.: A. S. Reece

Oct. 7	Kentucky U., Lexington	23	6
Oct. 18	Miami (Ohio), Lexington	18	5
Oct. 21	Centre College, Danville	11	11
Nov. 4	Tennessee, Knoxville	0	12
Nov. 11	Central U., Lexington	0	5
Nov. 18	Georgetown, Lexington	34	0
Nov. 21	Washington & Lee, Lex.	0	0
Nov. 22	Washington & Lee, Lex.	6	0
Nov. 30	Alumni, Lexington	6	5

1900—Won 4, Lost 6.

COACH: W. H. Kiler
CAPT.: Wellington Scott

Sept. 29	Cincinnati, Cincinnati	6	20
Oct. 6	Louisville YMCA, Lexington	12	6
Oct. 13	Centre College, Danville	0	5
Oct. 20	All-Kentucky, Lexington	0	5
Oct. 27	Central U., Lex. (forfeit)	0	6
Nov. 3	Louisville YMCA, Louisville	12	0
Nov. 10	Avondale A.C., Lexington	5	11
Nov. 17	Georgetown, Lexington	12	0
Nov. 24	Central U., Richmond	0	11
Nov. 29	Kentucky U., Lexington	12	0

1901—Won 2, Lost 6, Tied 1.

COACH: W. H. Kiler
CAPT.: L. W. Martin

Oct. 5	Vanderbilt, Nashville	0	22
Oct. 12	Cincinnati, Lexington	0	0
Oct. 19	Georgetown, Georgetown (between second teams)	17	0
Oct. 26	Kentucky U., Lexington	0	27
Nov. 2	Avondale A.C., Cincinnati	6	17
Nov. 9	Louisville YMCA, Louisville	0	11
Nov. 16	Central U., Lexington	0	5
Nov. 23	Tennessee, Knoxville	0	5
Nov. 28	Cincinnati, Lexington	16	0

1902—Won 3, Lost 5, Tied 1.

COACH: E. N. McLeod
CAPT.: John H. L. Vogt

Sept. 27	Q. and C. R. R., Lexington	22	0
Oct. 4	Miami (Ohio), Lexington	11	5
Oct. 18	Georgetown, Lexington	28	0
Oct. 25	Nashville U., Nashville	0	11
Oct. 27	Mooney School, Murfreesboro, Tenn.	0	23
Nov. 1	Central U., Danville	0	15
Nov. 8	Louisville YMCA, Louisville	0	17
Nov. 15	Cincinnati, Lexington	6	6
Nov. 27	Kentucky U., Lexington	5	6

1903—Won 7, Lost 1.

COACH: C. A. Wright
CAPT.: David Maddox

Sept. 25	Cynthiana, Lexington	39	0
Oct. 3	Xavier, Lexington	21	0
Oct. 10	Berea College, Lexington	17	0
Oct. 17	K.M.I., Lexington	18	0
Oct. 24	Miami (Ohio), Lexington	47	0
Nov. 2	Georgetown, Lexington	51	0
Nov. 7	Marietta, Lexington	11	5
Nov. 26	Kentucky U., Lexington	0	17

1904—Won 9, Lost 1.

COACH: F. E. Schacht
CAPT.: J. White Guyn

Sept. 30	Paris A.C., Lexington	28	0
Oct. 8	Indiana, Bloomington	12	0
Oct. 12	Central U., Danville	40	0
Oct. 15	Berea College, Lexington	42	0
Oct. 18	Bethany (W. Va.), Lex.	6	0
Oct. 22	Cincinnati, Cincinnati	0	11
Nov. 5	K.M.I., Lexington	11	0
Nov. 12	Georgetown, Georgetown	35	0
Nov. 19	Central U., Lexington	81	0
Nov. 24	Kentucky U., Lexington	21	4

1905—Won 6, Lost 3, Tied 1.

COACH: F. E. Schacht
CAPT.: Bill Kemper

Sept. 27	Cynthiana (Indpt.), Lex.	52	0
Sept. 30	Catlettsburg A.C., Lex.	23	0
Oct. 7	Indiana, Bloomington	0	29
Oct. 14	K.M.I., Lexington	12	4
Oct. 28	Berea College, Lexington	46	0
Nov. 2	Marshall Col., Huntington	53	0
Nov. 4	W. Virginia, Morgantown	0	45
Nov. 11	Cumberland, Lexington	12	0
(Forfeit, See footnote B)			
Nov. 18	St. Louis, St. Louis (UK coach and 1st team stayed home)	0	82
Nov. 25	Central U., Lexington	11	11

1906—Won 4, Lost 3.

COACH: J. White Guyn
CAPT.: Frank Paullin

Oct. 6	Vanderbilt, Nashville	0	28
Oct. 13	Eminence A.C., Lexington	48	0
Oct. 27	K.M.I., Lexington	16	11
Nov. 2	Marietta College, Lex.	0	16
Nov. 10	Tennessee, Lexington	21	0
Nov. 24	Georgetown, Georgetown	19	0
Nov. 29	Centre College, Lexington	6	12

1907—Won 9, Lost 1, Tied 1.

COACH: J. White Guyn
CAPT.: George Adair

Sept. 21	Ky. Wesleyan, Winchester	17	0
Sept. 28	Winchester A.C., Lex. (Forfeit)	6	0
Sept. 28	Louisville Manual Training School, Lexington	30	0
(Game arranged as replacement forfeited game scheduled with Winchester A.C.)			
Oct. 5	Vanderbilt, Nashville	0	40
Oct. 12	Morris-Harvey, Lexington	29	0
Oct. 21	Hanover, Lexington	40	0
Nov. 9	Tennessee, Knoxville	0	0
Nov. 11	Maryville, Maryville	5	2
Nov. 16	Georgetown, Lexington	38	0
Nov. 28	Centre College, Lexington	11	0
Dec. 5	Kentucky U., Lexington	5	0

1908—Won 4, Lost 3.

COACH: J. White Guyn
CAPT.: George Hendrickson

Oct. 10	Berea College, Lexington	17	0
Oct. 17	Tennessee, Knoxville	0	7
Oct. 19	Maryville, Maryville	18	0
Oct. 31	Sewanee, Lexington	0	12
Nov. 7	Michigan, Ann Arbor	0	62
Nov. 14	Rose Polytechnic, Lex.	12	0
Nov. 26	Centre College, Lexington	40	0

1909—Won 9, Lost 1.

COACH: E. R. Sweetland
CAPT.: Dick Barbee

Sept. 25	Kentucky Wesleyan, Lex.	18	0
Oct. 2	Berea College, Lexington	28	0
Oct. 9	Illinois, Urbana	6	2
Oct. 16	Tennessee, Lexington	17	0
Oct. 22	N. C. A&M, Raleigh	6	15
Oct. 28	Rose Polytechnic, Lex.	43	0
Nov. 3	Georgetown, Georgetown	22	6
Nov. 6	St. Mary's College, Lex.	29	0
Nov. 13	Transylvania, Lexington	77	0
Nov. 25	Centre College, Lexington	15	6

1910—Won 7, Lost 2.

COACH: E. R. Sweetland

CAPT.: Dick Webb

Sept. 24	Ohio U., Lexington	12	0
Oct. 1	Maryville College, Lex.	12	5
Oct. 8	North Carolina, Lexington	11	0
Oct. 15	Ky. Wesleyan, Winchester	42	0
Oct. 22	Georgetown, Lexington	37	0
Oct. 29	Tulane, Lexington	10	3
Nov. 5	Tennessee, Knoxville	10	0
Nov. 12	St. Louis, St. Louis	0	9
Nov. 24	Centre College, Lexington	6	12

1911—Won 7, Lost 3.

COACH: P. P. Douglass

CAPT.: Tom Earle

Sept. 30	Maryville, Lexington	13	0
Oct. 7	Morris-Harvey, Lexington	12	0
Oct. 14	Miami (Ohio), Oxford	12	0
Oct. 21	Lex. High School, Lex.	17	0
Oct. 28	Cincinnati, Lexington	0	6
Nov. 4	Georgetown, Georgetown	18	0
Nov. 11	Vanderbilt, Nashville	0	18
Nov. 18	Pennsylvania, Lexington	5	12
Nov. 23	Centre College, Lexington	8	5
Nov. 30	Tennessee, Lexington	12	0

1912—Won 7, Lost 2.

COACH: E. R. Sweetland

CAPT.: W. C. Harrison

Sept. 28	Maryville College, Lex.	34	0
Oct. 5	Marshall College, Lex.	13	6
Oct. 12	Miami (Ohio), Lexington	8	13
Oct. 19	Cincinnati, Cincinnati	19	13
Oct. 26	Louisville, Lexington	41	0
Nov. 2	V.M.I., Lexington	2	3
Nov. 9	Hanover, Lexington	64	0
Nov. 16	Tennessee, Knoxville	13	6
Nov. 28	YMI of Cincinnati, Cincy	56	0

1913—Won 6, Lost 2.

COACH: Alpha Brumage

CAPT.: Herschel Scott

Sept. 27	Butler, Lexington	21	7
Oct. 4	Illinois, Urbana	0	21
Oct. 18	Ohio Northern, Lexington	21	0
Oct. 25	Cincinnati, Lexington	27	7
Nov. 1	Earlham, Lexington	28	10
Nov. 8	Wilmington, Lexington	33	0
Nov. 22	Louisville, Louisville	20	0
Nov. 27	Tennessee, Lexington	7	13

1914—Won 5, Lost 3.

COACH: Alpha Brumage

CAPT.: Jim Park

Sept. 26	Wilmington, Lexington	87	0
Oct. 3	Maryville, Lexington	80	0
Oct. 17	Mississippi A&M, Lexington	19	13
Oct. 24	Earlham, Lexington	81	3
Oct. 31	Cincinnati, Cincinnati	7	14
Nov. 7	Purdue, Lafayette, Ind.	6	40
Nov. 14	Louisville, Lexington	42	0
Nov. 26	Tennessee, Knoxville	6	23

1915—Won 6, Lost 1, Tied 1.

COACH: J. J. Tigert

CAPT.: Charles Schrader

Oct. 2	Butler, Lexington	33	0
Oct. 9	Earlham, Lexington	54	13

Oct. 16	Mississippi A&M, Starkville	0	12
Oct. 23	Sewanee, Lexington	7	7
Oct. 30	Cincinnati, Lexington	27	6
Nov. 6	Louisville, Louisville	15	0
Nov. 13	Purdue, Lexington	7	0
Nov. 25	Tennessee, Lexington	6	0

1916—Won 4, Lost 1, Tied 2.

COACH: J. J. Tigert

CAPT.: Maury Crutcher

Sept. 30	Butler, Lexington	39	3
Oct. 7	Centre College, Lexington	68	0
Oct. 14	Vanderbilt, Lexington	0	45
Oct. 21	Sewanee, Lexington	0	0
Oct. 28	Cincinnati, Cincinnati	32	0
Nov. 13	Mississippi A&M, Lex.	13	3
Nov. 30	Tennessee, Knoxville	0	0

1917—Won 3, Lost 5, Tied 1.

COACH: S. A. Boles

CAPT.: John Brittain

Sept. 29	Butler, Lexington	33	0
Oct. 6	Maryville, Lexington	19	0
Oct. 13	Miami (Ohio), Lexington	0	0
Oct. 20	Vanderbilt, Lexington	0	5
Oct. 27	Sewanee, Chattanooga	0	7
Nov. 3	Centre College, Danville	0	3
Nov. 10	Mississippi A&M, Starkville	0	14
Nov. 17	Alabama, Lexington	0	27
Nov. 29	Florida, Lexington	52	0

1918—Won 2, Lost 1.

COACH: Andy Gill

CAPT.: John G. Heber

Oct. 5	Indiana, Bloomington	24	7
Nov. 2	Vanderbilt, Nashville	0	33
Nov. 9	Georgetown, Georgetown	21	3
Nov. 30	Centre College, Lexington	—	—

(Cancelled because of flu epidemic in Lexington.)

1919—Won 3, Lost 4, Tied 1.

COACH: Andy Gill

CAPT.: Tony Dishman

Oct. 4	Georgetown, Lexington	12	0
Oct. 11	Indiana, Lexington	0	24
Oct. 18	Ohio State, Columbus	0	49
Oct. 25	Sewanee, Sewanee	6	0
Nov. 1	Vanderbilt, Lexington	0	0
Nov. 8	Cincinnati, Cincinnati	0	7
Nov. 15	Centre College, Danville	0	56
Nov. 27	Tennessee, Lexington	13	0

1920—Won 3, Lost 4, Tied 1.

COACH: W. J. Juneau

CAPT.: Eger Murphree

Oct. 2	S.P.U., Lexington	62	0
Oct. 9	Maryville, Lexington	31	0
Oct. 16	Miami (Ohio), Oxford	0	14
Oct. 23	Sewanee, Lexington	6	6
Oct. 30	Vanderbilt, Nashville	0	20
Oct. 6	Cincinnati, Lexington	7	6
Nov. 13	Centre College, Lexington	0	49
Nov. 25	Tennessee, Knoxville	7	14

1921—Won 4, Lost 3, Tied 1.

COACH: W. J. Juneau

CAPT.: Jim Server

Oct. 1	Ky. Wesleyan, Lexington	68	0
--------	-------------------------	----	---

Oct. 8	Marshall, Lexington	28	0
Oct. 15	Vanderbilt, Lexington	14	21
Oct. 22	Georgetown, Lexington	33	0
Oct. 29	Sewanee, Louisville	0	6
Nov. 5	Centre College, Danville	0	55
Nov. 12	V.M.I., Louisville	14	7
Nov. 24	Tennessee, Lexington	0	0

1922—Won 6, Lost 3.

COACH: W. J. Juneau
CAPT.: Birkett Pribble

Sept. 30	Marshall, Lexington	16	0
Oct. 7	Cincinnati, Lexington	15	0
Oct. 14	Louisville, Lexington	73	0
Oct. 21	Georgetown, Georgetown	40	6
Oct. 28	Sewanee, Lexington	7	0
Nov. 4	Centre College, Lexington	3	27
Nov. 11	Vanderbilt, Nashville	0	9
Nov. 18	Alabama, Lexington	6	0
Nov. 30	Tennessee, Knoxville	7	14

1923—Won 4, Lost 3, Tied 2.

COACH: J. J. Winn
CAPT.: Dell Ramsey

Sept. 29	Marshall, Lexington	41	0
Oct. 6	Cincinnati, Cincinnati	14	0
Oct. 13	Washington & Lee, Lex.	6	6
Oct. 20	Maryville, Lexington	28	0
Oct. 27	Georgetown, Lexington	35	0
Nov. 3	Centre College, Danville	0	10
Nov. 10	Alabama, Tuscaloosa	8	16
Nov. 17	Georgia Tech, Atlanta	3	3
Nov. 29	Tennessee, Lexington	0	18

1924—Won 4, Lost 5.

COACH: Fred J. Murphy
CAPT.: Curtis Sanders

Oct. 4	Louisville, Lexington	29	0
Oct. 11	Georgetown, Lexington	42	0
Oct. 18	Washington & Lee, Lex.	7	10
Oct. 25	Sewanee, Lexington	7	0
Nov. 1	Centre College, Lexington	0	7
Nov. 8	Alabama, Tuscaloosa	7	42
Nov. 15	V.M.I., Lexington	3	10
Nov. 27	Tennessee, Knoxville	27	6
Dec. 6	W. Va. Wes., Charleston	7	24

1925—Won 6, Last 3.

COACH: Fred J. Murphy
CAPT.: Ab Kirwan

Sept. 26	Maryville, Lexington	13	6
Oct. 3	Chicago, Chicago	0	9
Oct. 10	Clemson, Lexington	19	6
Oct. 17	Washington & Lee, Lex.	0	25
Oct. 24	Sewanee, Lexington	14	0
Oct. 31	Centre College, Danville	16	0
Nov. 7	Alabama, Birmingham	0	31
Nov. 14	V.M.I., Charleston	7	0
Nov. 16	Tennessee, Lexington	23	20

1926—Won 2, Lost 6, Tied 1.

COACH: Fred J. Murphy
CAPT.: Frank Smith

Oct. 2	Maryville, Lexington	25	0
Oct. 9	Indiana, Bloomington	6	14
Oct. 16	Washington & Lee, Lex.	13	14
Oct. 23	Florida, Jacksonville	18	13
Oct. 30	Va. Tech., Lexington	13	13
Nov. 6	Alabama, Birmingham	0	14
Nov. 13	V.M.I., Charleston	9	10

Nov. 20	Centre College, Lexington	0	7
Nov. 25	Tennessee, Knoxville	0	6

1927—Won 3, Lost 6, Tied 1.

COACH: Harry Gamage
CAPT.: Charles Wert

Sept. 24	Maryville, Lexington	6	6
Oct. 1	Indiana, Lexington	0	21
Oct. 8	Ky. Wesleyan, Lexington	13	7
Oct. 15	Florida, Jacksonville	6	27
Oct. 22	Washington & Lee, Lex.	0	25
Oct. 29	Vanderbilt, Nashville	6	34
Nov. 5	Alabama, Birmingham	6	21
Nov. 12	V.M.I., Charleston	25	0
Nov. 19	Centre College, Danville	53	0
Nov. 24	Tennessee, Lexington	0	20

1928—Won 4, Lost 3, Tied 1.

COACH: Harry Gamage
CAPT.: Claire Dees

Oct. 6	Carson-Newman, Lexington	61	0
Oct. 13	Washington & Lee, Lex.	6	0
Oct. 20	Northwestern, Evanston	0	7
Oct. 27	Centre College, Lexington	8	0
Nov. 3	Vanderbilt, Nashville	7	14
Nov. 10	Alabama, Montgomery	0	14
Nov. 17	V.M.I., Lexington	18	6
Nov. 29	Tennessee, Knoxville	0	0

1929—Won 6, Lost 1, Tied 1.

COACH: Harry Gamage
CAPT.: Will Ed Covington

Oct. 5	Maryville, Lexington	40	0
Oct. 12	Washington & Lee, Lex.	20	6
Oct. 19	Carson-Newman, Lexington	58	0
Oct. 26	Centre College, Danville	33	0
Nov. 2	Clemson, Lexington	44	6
Nov. 9	Alabama, Montgomery	13	24
Nov. 16	V.M.I., Lexington, Va.	23	12
Nov. 28	Tennessee, Lexington	6	6

1930—Won 5, Lost 3.

COACH: Harry Gamage
CAPT.: L. G. Forquer

Oct. 4	Sewanee, Lexington	37	0
Oct. 11	Maryville, Lexington	57	0
Oct. 18	Washington & Lee, Lex.	33	14
Oct. 25	Virginia, Lexington	47	0
Nov. 1	Alabama, Lexington	0	19
Nov. 8	Duke, Durham	7	14
Nov. 15	V.M.I., Lexington	26	0
Nov. 27	Tennessee, Knoxville	0	8

1931—Won 5, Lost 2, Tied 2.

COACH: Harry Gamage
CAPT.: Ralph Wright
ALT. CAPT.: John Simms Kelly

Oct. 3	Maryville, Lexington	19	0
Oct. 10	Washington & Lee, Lex.	45	0
Oct. 17	Maryland, College Park	6	6
Oct. 24	Virginia Tech, Lexington	20	6
Oct. 31	Alabama, Tuscaloosa	7	9
Nov. 7	Duke, Lexington	0	7
Nov. 14	V.M.I., Lexington, Va.	20	12
Nov. 26	Tennessee, Lexington	6	6
Dec. 5	Florida, Jacksonville	7	2

1932—Won 4, Lost 5.COACH: Harry Gamage
CAPT.: Bud Davidson

Sept. 24	V.M.I., Lexington	23	0
Oct. 1	Sewanee, Lexington	18	0
Oct. 8	Georgia Tech, Atlanta	12	6
Oct. 15	Washington & Lee, Lex.	53	7
Oct. 22	Va. Tech, Blacksburg	0	7
Oct. 29	Alabama, Lexington	7	12
Nov. 5	Duke, Durham	0	13
Nov. 12	Tulane, Lexington	3	6
Nov. 24	Tennessee, Knoxville	0	26

1933—Won 5, Lost 5.COACH: Harry Gamage
CAPT.: Howard Kreuter

Sept. 23	Maryville, Lexington	46	2
Sept. 30	Sewanee, Lexington	7	0
Oct. 7	Georgia Tech, Lexington	7	6
Oct. 14	Cincinnati, Cincinnati	3	0
Oct. 21	Wash. & Lee, Roanoke	0	7
Oct. 28	Duke, Lexington	7	14
Nov. 4	Alabama, Birmingham	0	20
Nov. 11	V.M.I., Lexington	21	6
Nov. 18	Tulane, New Orleans	0	34
Nov. 30	Tennessee, Lexington	0	27

1934—Won 5, Lost 5.COACH: C. A. Wynne
CAPT.: Joe Rupert

Sept. 22	Maryville, Lexington	26	0
Sept. 29	Washington & Lee, Lex.	0	7
Oct. 6	Cincinnati, Cincinnati	27	0
Oct. 13	Clemson, Lexington	7	0
Oct. 20	N. Carolina, Chapel Hill	0	6
Oct. 27	Auburn, Lexington	9	0
Nov. 3	Alabama, Lexington	14	34
Nov. 10	Southwestern, Memphis	33	0
Nov. 17	Tulane, Lexington	7	20
Nov. 29	Tennessee, Knoxville	0	19

1935—Won 5, Lost 4.COACH: C. A. Wynne
CAPT.: Jim Long

Sept. 21	Maryville, Lexington	60	0
Sept. 27	Xavier (Ohio), Cincinnati	21	7
Oct. 5	Ohio State, Columbus	6	19
Oct. 12	Georgia Tech, Lexington	25	6
Oct. 19	Auburn, Montgomery	0	23
Nov. 2	Alabama, Birmingham	0	13
Nov. 9	Florida, Lexington	15	6
Nov. 16	Tulane, New Orleans	13	20
Nov. 28	Tennessee, Lexington	27	0

1936—Won 6, Lost 4.COACH: C. A. Wynne
CAPT.: Stan Nevers
ALT. CAPT.: Gene Myers

Sept. 19	Maryville, Lexington	54	3
Sept. 25	Xavier (Ohio), Cincinnati	21	0
Oct. 3	V.M.I., Lexington	38	0
Oct. 10	Georgia Tech, Atlanta	0	34
Oct. 17	Wash. & Lee, Lex., Va.	39	7
Oct. 24	Florida, Lexington	7	0
Oct. 31	Alabama, Lexington	0	14
Nov. 7	Manhattan, N.Y. City	7	13
Nov. 14	Clemson, Lexington	7	6
Nov. 26	Tennessee, Knoxville	6	7

1937—Won 4, Lost 6.COACH: C. A. Wynne
CAPT.: Joe Hagan

Sept. 25	Vanderbilt, Nashville	0	12
Oct. 2	Xavier (Ohio), Cincinnati	6	0
Oct. 9	Georgia Tech, Lexington	0	32
Oct. 16	Washington & Lee, Lex.	41	6
Oct. 23	Manhattan, Lexington	19	0
Oct. 30	Alabama, Tuscaloosa	0	41
Nov. 6	South Carolina, Lexington	27	7
Nov. 13	Boston College, Boston	0	13
Nov. 25	Tennessee, Lexington	0	13
Dec. 4	Florida, Gainesville	0	6

1938—Won 2, Lost 7.COACH: A. D. Kirwan
CAPT.: John S. Hinklebein

Sept. 24	Maryville, Lexington	46	7
Oct. 1	Oglethorpe, Lexington	66	0
Oct. 8	Vanderbilt, Lexington	7	14
Oct. 15	Washington & Lee, Lex.	0	8
Oct. 22	Xavier, (Ohio), Cincinnati	7	26
Oct. 29	Alabama, Lexington	6	26
Nov. 5	Georgia Tech, Atlanta	18	19
Nov. 12	Clemson, Lexington	0	14
Nov. 24	Tennessee, Knoxville	0	46

1939—Won 6, Lost 2, Tied 1.COACH: A. D. Kirwan
CAPT.: Joe Shepherd

Sept. 30	V.M.I., Lexington	21	0
Oct. 7	Vanderbilt, Nashville	21	13
Oct. 14	Oglethorpe, Lexington	59	0
Oct. 21	Georgia, Louisville	13	6
Oct. 28	Xavier (Ohio), Cincinnati	21	0
Nov. 4	Alabama, Birmingham	7	7
Nov. 11	Georgia Tech, Atlanta	6	13
Nov. 18	W. Virginia, Lexington	13	6
Nov. 30	Tennessee, Lexington	0	19

1940—Won 5, Lost 3, Tied 2.COACH: A. D. Kirwan
CAPT.: John Eibner

Sept. 21	Baldwin-Wallace, Lex.	59	7
Sept. 27	Xavier (Ohio), Cincinnati	13	0
Oct. 5	Washington & Lee, Lex.	47	12
Oct. 12	Vanderbilt, Nashville	7	7
Oct. 19	George Washington, Lex.	24	0
Oct. 26	Georgia, Athens	7	7
Nov. 2	Alabama, Lexington	0	25
Nov. 9	Georgia Tech, Louisville	26	7
Nov. 16	W. Virginia, Morgantown	7	9
Nov. 23	Tennessee, Knoxville	0	33

1941—Won 5, Lost 4.COACH: A. D. Kirwan
CAPT.: None

Sept. 27	Virginia Tech, Louisville	37	14
Oct. 4	Wash. & Lee, Lex., Va.	7	0
Oct. 11	Vanderbilt, Lexington	15	39
Oct. 18	Xavier (Ohio), Cincinnati	21	6
Oct. 25	W. Virginia, Lexington	18	6
Nov. 1	Alabama, Tuscaloosa	0	30
Nov. 8	Georgia Tech, Atlanta	13	20
Nov. 15	Southwestern, Lexington	33	19
Nov. 22	Tennessee, Lexington	7	20

1942—Won 3, Lost 6, Tied 1.COACH: A. D. Kirwan
CAPT.: Charles Walker

Sept. 19	Georgia, Louisville	6	7
----------	---------------------	---	---

Sept. 25	Xavier (Ohio), Cincinnati	35	19
Oct. 3	Washington & Lee, Lex.	53	0
Oct. 10	Vanderbilt, Lexington	6	7
Oct. 17	Virginia Tech, Roanoke	21	21
Oct. 24	Alabama, Lexington	0	14
Oct. 30	George Washington, D.C.	27	6
Nov. 7	Georgia Tech, Atlanta	7	47
Nov. 14	W. Virginia, Lexington	0	7
Nov. 21	Tennessee, Knoxville	0	26

1943—No team (War Year)

1944—Won 3, Lost 6.

COACH: A. D. Kirwan
CAPT.: Jim Little

Sept. 23	Mississippi, Lexington	27	7
Sept. 30	Tennessee, Knoxville	13	26
Oct. 7	Michigan State, Lexington	0	2
Oct. 13	Georgia, Athens	12	13
Oct. 21	V.M.I., Lexington	26	2
Oct. 27	Alabama, Montgomery	0	41
Nov. 4	Mississippi State, Memphis	0	26
Nov. 12	West Virginia, Lexington	40	9
Nov. 25	Tennessee, Lexington	7	21

1945—Won 2, Lost 8.

COACH: Bernie Shively
CAPT.: Roger Yost

Sept. 21	Mississippi, Memphis	7	21
Sept. 29	Cincinnati, Lexington	13	7
Oct. 6	Mich. State, E. Lansing	6	7
Oct. 13	Georgia, Lexington	6	48
Oct. 20	Vanderbilt, Nashville	6	19
Oct. 27	Cincinnati, Cincinnati	7	16
Nov. 3	Alabama, Louisville	19	60
Nov. 10	W. Virginia, Morgantown	19	6
Nov. 17	Marquette, Lexington	13	19
Nov. 24	Tennessee, Lexington	0	14

1946—Won 7, Lost 3.

COACH: Paul Bryant
HON. CAPT.: Phil Cutchin

Sept. 21	Mississippi, Lexington	20	7
Sept. 28	Cincinnati, Cincinnati	26	7
Sept. 5	Xavier (Ohio), Lexington	70	0
Oct. 11	Georgia, Athens	13	28
Oct. 19	Vanderbilt, Lexington	10	7
Oct. 26	Alabama, Montgomery	7	21
Nov. 2	Michigan State, Lex.	39	14
Nov. 9	Marquette, Milwaukee	35	0
Nov. 16	W. Virginia, Lexington	13	0
Nov. 23	Tennessee, Knoxville	0	7

1947—Won 8, Lost 3.

COACH: Paul Bryant
HON. CAPT.: Bill Moseley

Sept. 20	Mississippi, Oxford	7	14
Sept. 27	Cincinnati, Lexington	20	0
Oct. 4	Xavier (Ohio), Cincinnati	20	7
Oct. 11	Georgia, Lexington	26	0
Oct. 18	Vanderbilt, Nashville	14	0
Oct. 25	Mich. State, E. Lansing	7	6
Nov. 1	Alabama, Lexington	0	13
Nov. 8	W. Virginia, Morgantown	15	6
Nov. 15	Evansville, Lexington	36	0
Nov. 22	Tennessee, Lexington	6	13

GREAT LAKES BOWL (Cleveland, Ohio)

Dec. 6	Villanova	24	14
--------	-----------	----	----

1948—Won 5, Lost 3, Tied 2.

COACH: Paul Bryant
HON. CAPT.: George Blanda

Sept. 25	Xavier (Ohio), Lexington	48	7
Oct. 2	Mississippi, Lexington	7	20
Oct. 9	Georgia, Athens	12	35
Oct. 16	Vanderbilt, Lexington	7	26
Oct. 23	Marquette, Milwaukee	25	0
Oct. 30	Cincinnati, Cincinnati	28	7
Nov. 6	Villanova, Lexington	13	13
Nov. 13	Florida, Lexington	34	15
Nov. 20	Tennessee, Knoxville	0	0
Nov. 26	Miami (Fla.), Miami	25	5

1949—Won 9, Lost 3.

COACH: Paul Bryant
CAPT.: Harry Ulinski
ALT. CAPT.: Dick Holway

Sept. 17	Miss. Southern, Lex.	71	7
Sept. 24	La. State, Baton Rouge	19	0
Oct. 1	Mississippi, Oxford	47	0
Oct. 8	Georgia, Lexington	25	0
Oct. 15	The Citadel, Lexington	44	0
Oct. 22	Sou. Methodist, Dallas	7	20
Oct. 29	Cincinnati, Lexington	14	7
Nov. 5	Xavier (Ohio), Cincinnati	21	7
Nov. 12	Florida, Tampa	35	0
Nov. 19	Tennessee, Lexington	0	6
Nov. 25	Miami (Fla.), Miami	21	6

ORANGE BOWL (Miami, Fla.)

Jan. 2	Santa Clara	13	21
--------	-------------	----	----

1950—Won 11, Lost 1.

COACH: Paul Bryant
CO-CAPTS.: Bob Gain, Wilbur Jamerson

Sept. 16	North Texas State, Lex.	25	0
Sept. 23	La. State, Lexington	14	0
Sept. 30	Mississippi, Lexington	27	0
Oct. 7	Dayton, Lexington	40	0
Oct. 14	Cincinnati, Lexington	41	7
Oct. 21	Villanova, Philadelphia	34	7
Oct. 28	Georgia Tech, Atlanta	28	14
Nov. 4	Florida, Lexington	40	6
Nov. 11	Miss. State, St. College	48	21
Nov. 18	North Dakota, Lexington	83	0
Nov. 25	Tennessee, Knoxville	0	7

SEC CHAMPIONS SUGAR BOWL (New Orleans, La.)

Jan. 1	Oklahoma	13	7
--------	----------	----	---

1951—Won 8, Lost 4.

COACH: Paul Bryant
CO-CAPTS.: Vito Parilli, Doug Moseley

Sept. 15	Tennessee Tech., Lex.	72	13
Sept. 22	Texas, Austin	6	7
Sept. 29	Mississippi, Oxford	17	21
Oct. 6	Georgia Tech, Lexington	7	13
Oct. 13	Miss. State, Lexington	27	0
Oct. 20	Villanova, Lexington	35	13
Oct. 27	Florida, Gainesville	14	6
Nov. 3	Miami (Fla.), Lexington	32	0
Nov. 10	Tulane, New Orleans	37	0
Nov. 17	George Wash., Lexington	47	13
Nov. 24	Tennessee, Lexington	0	28

COTTON BOWL (Dallas, Tex.)

Jan. 1	Texas Christian	20	7
--------	-----------------	----	---

1952—Won 5, Lost 4, Tied 2.

COACH: Paul Bryant

CAPT.: John Griggs

ALT. CAPT.: Bob Fry

Sept. 20	Villanova, Lexington	6	25
Sept. 27	Mississippi, Lexington	13	13
Oct. 4	Texas A&M, College Sta.	10	7
Oct. 11	La. State, Lexington	7	34
Oct. 18	Miss. State, St. College	14	27
Oct. 25	Cincinnati, Cincinnati	14	6
Oct. 31	Miami (Fla.), Miami	29	0
Nov. 8	Tulane, Lexington	27	6
Nov. 15	Clemson, Lexington	27	14
Nov. 22	Tennessee, Knoxville	14	14
Dec. 6	Florida, Gainesville	0	27

1953—Won 7, Lost 2, Tied 1.

COACH: Paul Bryant

CO-CAPTS.: Ray Correll, Tommy Adkins

Sept. 19	Texas A&M, Lexington	6	7
Sept. 26	Mississippi, Oxford	6	22
Oct. 3	Florida, Lexington	26	13
Oct. 10	La. State, Baton Rouge	6	6
Oct. 17	Miss. State, Lexington	32	13
Oct. 24	Villanova, Lexington	19	0
Oct. 31	Rice, Houston	19	13
Nov. 7	Vanderbilt, Nashville	40	14
Nov. 14	Memphis State, Lexington	20	7
Nov. 21	Tennessee, Lexington	27	21

1954—Won 7, Lost 3.

COACH: Blanton Collier

CO-CAPTS.: Harry Kirk, Joe Koch

Sept. 18	Maryland, Lexington	0	20
Sept. 25	Mississippi, Memphis	9	28
Oct. 2	La. State, Lexington	7	6
Oct. 9	Auburn, Lexington	21	14
Oct. 16	Florida, Gainesville	7	21
Oct. 23	Georgia Tech, Atlanta	13	6
Oct. 30	Villanova, Lexington	28	3
Nov. 6	Vanderbilt, Lexington	19	7
Nov. 13	Memphis State, Lexington	33	7
Nov. 20	Tennessee, Knoxville	14	13

1955—Won 6, Lost 3, Tied 1.

COACH: Blanton Collier

CO-CAPTS.: Bob Hardy, Howard Mississippi, Schnellenberger

Sept. 17	La. State, Baton Rouge	7	19
Sept. 24	Lexington	21	14
Oct. 1	Villanova, Lexington	28	0
Oct. 8	Auburn, Birmingham	14	14
Oct. 15	Mississippi State, Lex.	14	20
Oct. 22	Florida, Lexington	10	7
Oct. 29	Rice, Lexington	20	16
Nov. 5	Vanderbilt, Nashville	0	34
Nov. 12	Memphis State, Lexington	41	7
Nov. 19	Tennessee, Lexington	23	0

1956—Won 6, Lost 4.

COACH: Blanton Collier

CO-CAPTS.: Dave Kuhn, Roger Pack

Sept. 22	Georgia Tech, Lexington	6	14
Sept. 29	Mississippi, Memphis	7	37
Oct. 6	Florida, Gainesville	17	8
Oct. 13	Auburn, Lexington	0	13
Oct. 20	La. State, Lexington	14	0
Oct. 27	Georgia, Athens	14	7
Nov. 3	Maryland, College Park	14	0
Nov. 10	Vanderbilt, Lexington	7	6
Nov. 17	Xavier, Lexington	33	0
Nov. 24	Tennessee, Knoxville	7	20

1957—Won 3, Lost 7.

COACH: Blanton Collier

CO-CAPTS: Bob Collier, Kenny Robertson

Sept. 21	Georgia Tech, Atlanta	0	13
Sept. 28	Mississippi, Lexington	0	15
Oct. 5	Florida, Lexington	7	14
Oct. 12	Auburn, Auburn	0	6
Oct. 19	La. State, Baton Rouge	0	21
Oct. 26	Georgia, Lexington	14	33
Nov. 2	Memphis State, Lexington	53	7
Nov. 9	Vanderbilt, Nashville	7	12
Nov. 16	Xavier, Lexington	27	0
Nov. 23	Tennessee, Lexington	20	6

1958—Won 5, Lost 4, Tied 1.

COACH: Blanton Collier

CO-CAPTS.: Bob Lindon, Doug Shively

Sept. 13	Hawaii, Louisville	51	0
Sept. 20	Georgia Tech, Lexington	13	0
Sept. 27	Mississippi, Memphis	6	27
Oct. 11	Auburn, Lexington	0	8
Oct. 18	La. State, Baton Rouge	7	32
Oct. 25	Georgia, Athens	0	28
Nov. 1	Mississippi State, Lex.	33	12
Nov. 8	Vanderbilt, Lexington	0	0
Nov. 15	Xavier, Lexington	20	6
Nov. 22	Tennessee, Knoxville	6	2

1959—Won 4, Lost 6.

COACH: Blanton Collier

CO-CAPTS.: Glenn Shaw, Cullen Wilson

Sept. 19	Georgia Tech., Lexington	12	14
Sept. 26	Mississippi, Lexington	0	16
Oct. 2	Detroit, Detroit	32	7
Oct. 10	Auburn, Auburn	0	33
Oct. 17	La. State, Lexington	0	9
Oct. 24	Georgia, Lexington	7	14
Oct. 30	Miami (Fla.), Miami	22	3
Nov. 7	Vanderbilt, Nashville	6	11
Nov. 14	Xavier, Lexington	41	0
Nov. 21	Tennessee, Lexington	20	0

1960—Won 5, Lost 4, Tied 1.

COACH: Blanton Collier

CO-CAPTS.: Jerry Eisaman, Lloyd Hodge

Sept. 17	Georgia Tech, Atlanta	13	23
Sept. 24	Mississippi, Memphis	6	21
Oct. 1	Auburn, Lexington	7	10
Oct. 8	Marshall, Lexington	55	0
Oct. 15	La. State, Lexington	3	0
Oct. 22	Georgia, Lexington	13	17
Oct. 29	Fla. State, Tallahassee	23	0
Nov. 5	Vanderbilt, Lexington	27	0
Nov. 12	Xavier, Lexington	49	0
Nov. 19	Tennessee, Knoxville	10	10

1961—Won 5, Lost 5.

COACH: Blanton Collier

HON. CAPT.: Irv Goode

Sept. 23	Miami (Fla.), Lexington	7	14
Sept. 30	Mississippi, Lexington	6	20
Oct. 7	Auburn, Auburn	14	12
Oct. 14	Kansas State, Lexington	21	8
Oct. 21	La. State, Baton Rouge	14	24
Oct. 28	Georgia, Athens	15	16
Nov. 4	Florida State, Lexington	20	0
Nov. 11	Vanderbilt, Nashville	16	3
Nov. 18	Xavier, Lexington	9	0
Nov. 25	Tennessee, Lexington	16	26

1962—Won 3, Lost 5, Tied 2.

COACH: Charlie Bradshaw

HON. CAPT.: Tommy Simpson

Sept. 22	Florida State, Lexington	0	0
Sept. 29	Mississippi, Jackson	0	14
Oct. 6	Auburn, Lexington	6	16
Oct. 12	Detroit, Detroit	27	8
Oct. 20	La. State, Lexington	0	7
Oct. 27	Georgia, Athens	7	7
Nov. 2	Miami (Fla.), Miami	17	25
Nov. 10	Vanderbilt, Lexington	7	0
Nov. 17	Xavier, Lexington	9	14
Nov. 24	Tennessee, Knoxville	12	10

1963—Won 3, Lost 6, Tied 1.

COACH: Charlie Bradshaw

HON. CAPT.: Darrell Cox

Sept. 21	Virginia Tech, Lexington	33	14
Sept. 28	Mississippi, Lexington	7	31
Oct. 4	Auburn, Auburn	13	14
Oct. 12	Detroit, Lexington	35	18
Oct. 19	La. State, Baton Rouge	7	28
Oct. 26	Georgia, Lexington	14	17
Nov. 2	Miami (Fla.), Lexington	14	20
Nov. 9	Vanderbilt, Nashville	0	0
Nov. 16	Baylor, Waco	19	7
Nov. 23	Tennessee, Lexington	0	19

1964—Won 5, Lost 5.

COACH: Charlie Bradshaw

HON. CAPTS.: Jim Foley and Bill Jenkins

Sept. 19	Detroit, Lexington	13	6
Sept. 26	Mississippi, Jackson	27	21
Oct. 3	Auburn, Lexington	20	0
Oct. 10	Florida State, Tallahassee	6	48
Oct. 17	Louisiana State, Lexington	7	27
Oct. 24	Georgia, Athens	7	21
Oct. 31	West Virginia, Morgantown	21	26
Nov. 7	Vanderbilt, Lex. (HC)	22	21
Nov. 14	Baylor, Lexington	15	17
Nov. 21	Tennessee, Knoxville	12	7

1965—Won 6, Lost 4.

COACH: Charlie Bradshaw

HON. CAPTS.: Rick Norton and Sam Ball

Sept. 18	Missouri, Columbia	7	0
Sept. 25	Mississippi, Lexington	16	7
Oct. 2	Auburn, Auburn	18	23
Oct. 9	Florida State, Lexington	26	24
Oct. 16	L.S.U., Baton Rouge	21	31
Oct. 23	Georgia, Lexington	28	10
Oct. 30	West Virginia, Lex. (HC)	28	8
Nov. 6	Vanderbilt, Nashville	34	0
Nov. 13	Houston, Houston	21	38
Nov. 20	Tennessee, Lex. (K-Day)	3	19

1966—Won 3, Lost 6, Tied 1.

COACH: Charlie Bradshaw

HON. CAPTS.: Rich Machel and Larry Seiple

Sept. 17	North Carolina, Lexington	10	0
Sept. 24	Mississippi, Jackson	0	17
Oct. 1	Auburn, Lexington	17	7
Oct. 8	Virginia Tech, Lexington	0	7
Oct. 15	Louisiana State, Lexington	0	30
Oct. 22	Georgia, Athens	15	27
Oct. 29	West Virginia, Morgantown	14	14
Nov. 5	Vanderbilt, Lexington	14	10
Nov. 12	Houston, Lexington (HC)	18	56
Nov. 19	Tennessee, Knoxville	19	28

1967—Won 2, Lost 8.

COACH: Charlie Bradshaw

HON. CO-CAPTS.: Kerry Curling and Doug Van Meter

Sept. 23	Indiana, Bloomington	10	12
Sept. 30	Mississippi, Lexington	13	26
Oct. 7	Auburn, Auburn	7	48
Oct. 14	V. Tech, Lexington	14	24
Oct. 21	La. State, Baton Rouge	7	30
Oct. 28	Georgia, Lexington	7	31
Nov. 4	W. Virginia, Lexington (HC)	22	7
Nov. 11	Vanderbilt, Nashville	12	7
Nov. 18	Florida, Gainesville	12	28
Nov. 25	Tennessee, Lexington	7	17

1968—Won 3, Lost 7.

COACH: Charlie Bradshaw

CAPT.: Jeff Van Note

Sept. 21	Missouri, Lexington	12	6
Sept. 28	Mississippi, Jackson	14	30
Oct. 5	Auburn, Lexington	7	26
Oct. 12	Oregon State, Lexington	35	34
Oct. 19	Louisiana State, Baton R.	3	13
Oct. 26	Georgia, Lexington	14	35
Nov. 2	West Va., Morgantown	35	16
Nov. 9	Vanderbilt, Lexington	0	6
Nov. 16	Florida, Lexington	14	16
Nov. 23	Tennessee, Knoxville	7	24

1969—Won 2, Lost 8.

COACH: John Ray

CAPTS.: Wilbur Hackett (Def.) and Bill Duke (Off.)

Sept. 20	Indiana, Lexington	30	58
Sept. 27	Mississippi, Lexington	10	9
Oct. 4	Auburn, Auburn	3	44
Oct. 11	VPI, Blacksburg	7	6
Oct. 18	Louisiana State, Lexington	10	37
Oct. 25	Georgia, Athens	0	30
Nov. 1	West Virginia, Lexington	6	7
Nov. 8	Vanderbilt, Nashville	6	42
Nov. 15	Florida, Gainesville	6	31
Nov. 22	Tennessee, Lexington	26	31

1970—Won 2, Lost 9.

COACH: John Ray

CAPTS.: Game Captains

Sept. 12	North Carolina, Chapel Hill	10	20
Sept. 19	Kansas State, Lexington	16	3
Sept. 26	Mississippi, Jackson	17	20
Oct. 3	Auburn, Lexington	15	33
Oct. 10	Utah State, Lexington	6	35
Oct. 17	L.S.U., Baton Rouge	7	14
Oct. 24	Georgia, Lexington	3	19
Oct. 31	N.C. State, Lexington	27	2
Nov. 7	Vanderbilt, Lexington	17	18
Nov. 14	Florida, Tampa	13	24
Nov. 21	Tennessee, Knoxville	0	45

1971—Won 3, Lost 8.

COACH: John Ray

CAPTS.: Dan Neal (O).

Joe Federspiel (D)			
Sept. 11	Clemson, Clemson	13	10
Sept. 18	Indiana, Bloomington	8	26
Sept. 25	Mississippi, Lexington	20	34
Oct. 2	Auburn, Auburn	6	38
Oct. 9	Ohio University, Lexington	6	35
Oct. 16	Louisiana State, Lexington	13	17
Oct. 23	Georgia, Athens	0	34

Oct. 30	V.P.I., Lexington	33	27
Nov. 6	Vanderbilt, Nashville	14	7
Nov. 13	Florida, Gainesville	24	35
Nov. 20	Tennessee, Lexington	7	21

1972—Won 3, Lost 8.

COACH: John Ray
CAPTS.: Dan Neal (O), Earl Swindle (D)

Sept. 16	Villanova, Lexington	25	7
Sept. 23	Alabama, Birmingham	0	35
Sept. 30	Indiana, Lexington	34	35
Oct. 7	Mississippi State, Lex.	17	13
Oct. 14	North Carolina, Chapel Hill	20	31
Oct. 21	LSU, Baton Rouge	0	10
Oct. 28	Georgia, Lexington	7	13
Nov. 4	Tulane, New Orleans	7	18
Nov. 11	Vanderbilt, Lexington	14	13
Nov. 18	Florida, Gainesville	0	40
Nov. 25	Tennessee, Knoxville	7	17

1973—Won 5, Lost 6.

COACH: Fran Curci
CAPTS.: Ray Barga (O)
Frank LeMaster (D)

Sept. 15	Virginia Tech, Lexington	31	26
Sept. 22	Alabama, Lexington	14	28
Sept. 29	Indiana, Bloomington	3	17
Oct. 6	Mississippi St., Jackson	42	14
Oct. 13	North Carolina, Lexington	10	16
Oct. 20	LSU, Baton Rouge	21	28
Oct. 27	Georgia, Athens	12	7
Nov. 3	Tulane, Lexington	34	7
Nov. 10	Vanderbilt, Nashville	27	17
Nov. 17	Florida, Gainesville	18	20
Nov. 24	Tennessee, Lexington	14	16

1974—Won 6, Lost 5.

COACH: Fran Curci
CAPTS.: Mike Fanuzzi (O)
Tom Ehlers (D)

Sept. 14	Virginia Tech, Blacksburg	38	7
Sept. 21	West Virginia, Morgantown	3	16
Sept. 28	Indiana, Lexington	28	22
Oct. 5	Miami (O), Lexington	10	14
Oct. 12	Auburn, Auburn	13	31
Oct. 19	LSU, Lexington	20	13
Oct. 26	Georgia, Lexington	20	24
Nov. 2	Tulane, New Orleans	30	7
Nov. 9	Vanderbilt, Lexington	38	12
Nov. 16	Florida, Lexington	41	24
Nov. 23	Tennessee, Knoxville	7	24

1975—Won 2, Lost 8, Tied 1.

COACH: Fran Curci
CAPTS.: Wally Pesuti (O)
Tom Ranieri (D)

Sept. 13	Virginia Tech, Lexington	27	8
Sept. 20	Kansas, Lexington	10	14
Sept. 27	Maryland, Lexington	10	10
Oct. 4	Penn State, Univ. Park	3	10
Oct. 11	Auburn, Lexington	9	15
Oct. 18	L.S.U., Baton Rouge	14	17
Oct. 25	Georgia, Athens	13	21
Nov. 1	Tulane, Lexington	23	10
Nov. 8	Vanderbilt, Nashville	3	13
Nov. 15	Florida, Gainesville	7	48
Nov. 22	Tennessee, Lexington	13	17

1976—Won 9, Lost 3.

COACH: Fran Curci
CAPTS.: Game Captains

Sept. 11	Oregon State, Lexington	38	13
Sept. 18	Kansas, Lawrence	16	37
Sept. 25	West Virginia, Lexington	14	10
Oct. 2	Penn State, Lexington	22	6
Oct. 9	Mississippi State, Jackson	17	14
Oct. 16	Louisiana State, Lexington	21	7
Oct. 23	Georgia, Lexington	7	31
Oct. 30	Maryland, College Park	14	24
Nov. 6	Vanderbilt, Lexington	14	0
Nov. 13	Florida at Lexington	28	9
Nov. 20	Tennessee at Knoxville	7	0
Dec. 31	North Carolina, (Peach Bowl)	21	0

F—Forfeit imposed by SEC & NCAA

1977—Won 10, Lost 1.

COACH: Fran Curci
CAPTS.: Game Captains

Sept. 10	North Carolina, Lexington	10	7
Sept. 17	Baylor, Waco	6	21
Sept. 24	West Virginia, Lexington	28	13
Oct. 1	Penn State, Univ. Park	24	20
Oct. 8	Mississippi State, Lex.	23	7
Oct. 15	L.S.U., Baton Rouge	33	13
Oct. 22	Georgia, Athens	33	0
Oct. 29	Virginia Tech, Lexington	32	0
Nov. 5	Vanderbilt, Nashville	28	6
Nov. 12	Florida, Gainesville	14	7
Nov. 19	Tennessee, Lexington	21	17

1978—Won 4, Lost 6, Tied 1

COACH: Fran Curci
CAPTS.: Game Captains

Sept. 16	South Carolina, Columbia	14	14
Sept. 23	Baylor, Lexington	25	21
Sept. 30	Maryland, College Park	3	20
Oct. 7	Penn State, Lexington	0	30
Oct. 14	Mississippi, Oxford	24	17
Oct. 21	Louisiana State, Lexington	0	21
Oct. 28	Georgia, Lexington	16	17
Nov. 4	Virginia Tech, Blacksburg	28	0
Nov. 11	Vanderbilt, Lexington	52	3
Nov. 18	Florida, Lexington	16	18
Nov. 25	Tennessee, Knoxville	14	29

1979—Won 5, Lost 6

COACH: Fran Curci
CAPTS.: Mike Shutt (O)
Lester Boyd (D)

Sept. 15	Miami (O), Lexington	14	15
Sept. 22	Indiana, Bloomington	10	18
Sept. 29	Maryland, Lexington	14	7
Oct. 6	West Virginia, Morgantown	6	10
Oct. 13	Mississippi	14	3
Oct. 20	Louisiana State, Baton Rouge	19	23
Oct. 27	Georgia, Athens	6	20
Nov. 3	Bowling Green, Lexington	20	14
Nov. 10	Vanderbilt, Nashville	29	10
Nov. 17	Florida, Gainesville	31	3
Nov. 24	Tennessee, Lexington	17	20

Footnote A — Although numerical scoring had not yet been introduced in Rugby football, either here or in Great Britain, when Kentucky and Transylvania (then known as Kentucky University) played their series in 1881, persons in charge of the games obviously had arrived at some sort of agreement assigning values to the various scoring plays. Records never existed and men who played in the games are now deceased. All we can do is accept the scores printed in the newspapers and surmise that a touchdown perhaps counted 1/4 point and that a goal or an end-kick (a punt into the modern end zone) counted 1. That seems logical, since in the ratio scoring of that day, a touchdown was worth one-quarter of a goal. The end-kick, a British heritage, undoubtedly was introduced because all realized that green players would score few goals, if any.

Footnote B — The football rules took no official position on the score of a forfeited game until 1908 when it was pegged at 1-0 to make it differnt from any other score possible in the game. By common consent, forfeited games prior to that were entered into the records as victories by 6-0 for the offended team— everywhere, that is, except in the Southern Intercollegiate Athletic Association, predecessor of the Southern Conference and the Southeastern Conference. In the S.I.A.A. the 6-0 practice was followed unless the offended team had a greater number of points. In that case, the offended team won by the greater score to nothing. Thus, Kentucky's forfeiture to Central University in 1900 is 6-0, since Kentucky led by 11-0 at the time. Kentucky led Cumberland by 12-11 in 1905 when the Tennesseans forfeited. The Blue and White, under S.I.A.A. rules, gets credit for a 12-0 victory.






1979 RESULTS

RECORD: Won 5, Lost 6, SEC 3-3

	UK	Opp.	Att.
Sept. 15 Miami (H)	14	15	57,849
Sept. 22 Indiana (A)	10	18	45,920
Sept. 29 Maryland (H)	14	7	57,847
Oct. 6 W. Virginia (A)	6	10	33,792
Oct. 13 Mississippi (H)	14	3	57,847
Oct. 20 LSU (A)	19	23	71,296
Oct. 27 Georgia (A)	6	20	60,300
Nov. 3 Bowling Green (H)	20	14	57,500
Nov. 10 Vanderbilt (A)	29	10	33,250
Nov. 17 Florida (A)	31	3	55,760
Nov. 24 Tennessee (H)	17	20	57,999

WILDCAT JAYVEE SCHEDULE '80

Oct. 10	TMI at Lexington.....	2 p.m. EDT
Oct. 20	Eastern at Richmond.....	3 p.m. EDT
Oct. 27	Tennessee at Lexington.....	2 p.m. EDT
Nov. 3	Morehead at Morehead.....	3 p.m. EST



1980 WILDCAT SCHEDULE

Sept. 6	1:30 p.m.	Utah State	Lexington
Sept. 13	1:30 p.m.	Oklahoma	Norman
Sept. 20	1:30 p.m.	Indiana	Lexington
Sept. 27	1:30 p.m.	Bowling Green	.	Lexington
Oct. 4	1:30 p.m.	Alabama	Birmingham
Oct. 11	OPEN			
*Oct. 18	7:30 p.m.	L.S.U.	Lexington
*Oct. 25	7:30 p.m.	Georgia	Lexington
*Nov. 1	7:30 p.m.	Tulane	New Orleans
*Nov. 8	1:30 p.m.	Vanderbilt	Lexington
Nov. 15	1:30 p.m.	Florida	Lexington
Nov. 22	1:30 p.m.	Tennessee	Knoxville
*Night Game		**Homecoming		

