

Copy 1

University Archives
Margaret I. King Library - North
University of Kentucky
Lexington, Kentucky 40506

UNIVERSITY OF KENTUCKY



Basketball Facts 1979-80

KENTUCKY TRADITION ENRICHED WITH NAISMITH MEMORIAL HALL OF FAME GAME APPEARANCE

When the Kentucky Wildcats meet the opening tipoff of the first annual Naismith Memorial Basketball Hall of Fame Classic at Springfield, Mass., Nov. 17, another chapter will be written in college basketball's richest tradition.

The Wildcats became world famous under the tutelage of Adolph Rupp, who took over an already sound program in 1930 and built a powerhouse that attracted national attention in the late 30's and early 40's with a fastbreak offense that helped popularize the game as it is known today.

The nickname "Wildcats" fit their style of never-say-die, give-no-quarter play and their finely honed teamwork became a standard for all team sports.

And the name "Kentucky" (An Indian name meaning "Happy Hunting Ground") had a lyrical ring to it, further enhancing the aura surrounding the "Kentucky Wildcats."

But it was the year 1948 before Kentucky really became a world-wide household name when five Wildcats—Wallace "Wah Wah" Jones, Cliff Barker, Alex Groza, Ralph Beard and Capt. Kenny Rollins—later immortalized as the "Fabulous Five," led the United States to the Olympic Gold Medal in London, England.

Now under the direction of Joe B. Hall, a freshman on that 1948 Wildcat team, Kentucky has, if anything, become a more solid and feared team than ever as Hall has racked up a 154-54 seven-year record for an average of 22 wins per year. Included in that string are a 1978 NCAA championship, a 1975 NCAA runner-up, a 1976 NIT title and four Southeastern Conference championships.

The Wildcats became the first college team to reach 1,000 victories when they beat Florida, 88-67, Jan. 11, 1969. The Wildcat's current total of 1,238 is far ahead of No. 2 Kansas' 1,183, and their respected opponent in the "Hall of Fame" game, Duke, whose 1,090 wins rank ninth.

Two Kentuckians have been enshrined in the Naismith Basketball Hall of Fame—coach Adolph Rupp in 1968 and Cliff Hagan, current UK Director of Athletics, as a player in 1978.

FRONT COVER PICTURE—Coach Joe B. Hall, kneeling, poses with Wildcat seniors Jay Shidler, LaVon Williams and Kyle Macy.

Credits: UK Photo Services—John Mitchell, Ken Goad and Bill Wells; Bradley Photographers, Dallas, Texas. Design and Layout; UK Printing Services—Mark Elam, Sharon Clemmons and Ed Swift.

Reference copy

University of Kentucky
Basketball Facts—1979-80

University Archives

Margaret I. King Library - North

INDEX University of Kentucky

| | | | |
|---|----------------------|--|------------|
| All-Americans, All-NCAA | 44-50 | Retired Jerseys | 40506 |
| All-Conference | 49 | Roster | 75 |
| Athletic Director Hagan | 11-13, 139 | Rupp Arena | 55, 56 |
| Administrative Staff—Ham, Ivy, Feamster, Bradley | 21-22 | Schedule | Back Cover |
| Athletic Association | | Scorers—Top All Time, Regular Season | 29 |
| Board of Directors | 14 | Scores—Game By Game | 122-138 |
| Staff Members | 9 | Season Record—1978-79 | 74 |
| Attendance Records | 14, 56 | Signees Sketches | 67-71 |
| Award Winners (Annual) | 39-43 | Southeastern Conference | |
| Barnstorming, 1978 | 118 | Champions By Years | 25 |
| Basketball Staff | | Composite Standing, Kentucky In SEC, Final SEC Standings—1978-79 | 26 |
| Coach Hall | 15-18, 139 | 1980 SEC Schedule | 89, 94-101 |
| Assts. Parsons, Hamilton, Dean | | Television Series | 25 |
| Lankster | 19, 20, 139, 140 | Sports Information—Rice, Perry | 23 |
| Green, McCombs, Keightley, Casey, Rollins, McMackin, Weede | 24 | Starting Combo's, 1979 | 79 |
| Student Assistants | 145 | Statistics—1978-79 | 76 |
| Coaches Through Years | 28 | Time Played—High Game | 79 |
| Fabulous Five | 121 | Tournament Trail | 35-38 |
| Frosh All-Time Records | 80 | Travel Headquarters, 1979-80 | 50 |
| Hall of Fame | Inside Front, 13, 43 | UKIT | 30-36 |
| Helm's Selections | 13 | University of Kentucky | |
| Home Floor Losses | 27 | General Information | 9 |
| Lettermen Through Years | 119-121 | President Singletary | 10 |
| Modern Record (1946 to Date) | 51-54 | Varsity Basketball | |
| NCAA 50-Year Win Leaders | 79 | Player Profiles | 57-71 |
| NCAA Titlists | 28 | Game By Game Rebounding | 78 |
| Nickname, Origin of | 74 | Game By Game Scoring | 77 |
| Olympics | 38, 39, 72 | Outlook—1979-80 | 6-7 |
| Opponents Information | | Picture Pages | 139-152 |
| Highs and Lows | 117-118 | Team Picture | 73 |
| Record vs. 1979-80, and All | | Quick Facts | 4 |
| Opponents | 103-109 | Records-Team, Individual, Misc., Rupp Arena, Memorial | |
| Scouting Reports | 81-102 | Coliseum | 110-118 |
| Press-Radio-TV | | Set in 1979 | 8 |
| Kentucky Outlets | 3 | 1980 Wildcats At A Glance | 5 |
| Radio-TV Networks | Inside Back | | |
| Working Information | 2 | | |

Compiled and Edited by JACK PERRY, Asst. Sports Information Director
RUSSELL RICE, Director of Sports Information

TO THE PRESS AND RADIO -TV

Here is your copy of the 1979-80 facts booklet on Kentucky basketball, which we sincerely hope will aid you in covering and answering questions on the Wildcats this season. If you desire additional information, special stories, pictures or have questions not answered herein, please feel free to contact the Sports Information Office in Memorial Coliseum (Telephone A.C. 606—257-3838, 257-3839).

RUSSELL RICE
Director of Sports Information

JACK PERRY
Asst. Director of Sports Information

Joyce Baxter
Secretary

Athletic Office Phones:

Cliff Hagan—(606) 258-2881

Frank Ham—(606) 258-5611

Larry Ivy—(606) 258-4911

Basketball Office (606) 257-1916

Coach Joe B. Hall

Asst. Coaches: Dick Parsons,

Leonard Hamilton,

Joe Dean

Information

WORKING TICKETS—Address requests to Sports Information Office as far in advance as possible. Tickets will not be mailed unless requested and will be held at the Press Entrance of Rupp Arena for pickup on game night.

PRESS DOOR—Entrance to the area set aside for press, radio and TV is Gate No. 4 on the Patterson Street side of Rupp Arena.

PRESS ROOM—Located on floor level under stands behind visitor's bench area. Will feature work space with necessary electrical outlets. Telephone service must be ordered from General Telephone Co.

COMPS—No individual game allotment.

TELECOPIERS—A Telecopier Service (Telephone, Telecopier, Operator) will be provided for \$25.00. Those wishing to use their own machine should order a line through General Telephone Co.

RADIO BROADCASTS—Broadcasting rights to UK games are assigned exclusively to the Jim Host and Associates, 120 Kentucky Ave., Lexington, Ky., 40502 (Telephone 606/252-5696). One free reciprocal outlet is guaranteed opponent schools visiting Lexington. Any additional stations must clear through Jim Host and Associates. Working passes will be supplied approved stations by Sports Information Office.

SERVICES—Working press, radio and TV will be furnished game programs, brochures, running play-by-play, halftime quickie box, final statistics in the form of a complete 12-column dittoed box score and coaches quotes.

ARENA LIGHTING—Rupp Arena Lighting will provide 250-275 foot candle on playing floor with a mixture of incandescent and metal halide lights.

KENTUCKY PRESS-RADIO-TELEVISION OUTLETS

Lexington:

Lexington Herald
 Jim Joseph
 D. G. Fitzmaurice
 Lexington Leader
 Rick Bailey
 John McGill
 227 West Short Street
 Lexington, Ky. 40507

WVLK Radio
 Ralph Hacker
 P.O. Box 1559
 Lexington, Ky. 40501

WLAP Sports
 P.O. Box 11670
 Lexington, Ky. 40511

WTKC Radio Sports
 P.O. Box 1300
 Lexington, Ky. 40590

WLEX-TV
 Tom Hammond, Director
 P.O. Box 1457
 Lexington, Ky. 40591

WKYT-TV
 Denny Trease, Director
 P.O. Box 5037
 Lexington, Ky. 40555

WTVQ-TV
 John Henderson, Director
 Box 5590
 Lexington, Ky. 40555

Charles Wolfe
 Associated Press
 146 Market
 Lexington, Ky. 40507

Kentucky Kernel Sports
 University of Kentucky
 Lexington, Ky. 40506

WBKY RADIO SPORTS
 University of Kentucky
 Lexington, Ky. 40506

CAWOOD LEDFORD PROD.
 120 Kentucky Ave., Suite B
 Lexington, Ky. 40502

CATS PAUSE
 P.O. Box 7297
 Lexington, Ky. 40502

Louisville:

Louisville Courier-Journal
 Stan Slusher, Ex.S.E.
 Earl Cox
 Billy Reed
 Joel Bierig
 525 West Broadway
 Louisville, Ky. 40202

Louisville Times Sports
 Dick Fenlon
 Tev Laudeman
 525 West Broadway
 Louisville, Ky. 40202

WHAS & WHAS-TV
 Dave Conrad
 P.O. Box 1084
 Louisville, Ky. 40201

Associated Press
 525 West Broadway
 Louisville, Ky. 40201

UPI Sports
 P.O. Box 537
 Louisville, Ky. 40201

WAVE & WAVE-TV Sports
 Randy Waters
 725 South Floyd Street
 Louisville, Ky. 40203

WLKY-TV Sports
 P.O. Box 6218
 Louisville, Ky. 40216

WINN Radio Sports
 Third and Broadway
 Louisville, Ky. 40202

WAKY Radio Sports
 558 South Fifth Street
 Louisville, Ky. 40204

State:

Ashland Independent
 Mike Reliford
 Sports Department
 226 17th Street
 Ashland, Ky. 41101

Park City News
 Sports Department
 813 College Street
 Bowling Green, Ky. 42101

Tribune-Times Sports
 Ky. and Monroe Streets
 Corbin, Ky. 40701

Post & Times-Star Sports
 Andy Cox
 421 Madison Avenue
 Covington, Ky. 41011

Advocate-Messenger
 Sports Department
 Danville, Ky. 40422

News-Enterprise Sports
 Bob Watkins
 Elizabethtown, Ky. 42701

State-Journal Sports
 Mark Marraccini
 321 West Main Street
 Frankfort, Ky. 40501

UPI Sports
 321 W. Main
 Frankfort, Ky. 40601

The Times Sports
 301 South Green Street
 Glasgow, Ky. 42141

The Enterprise Sports
 Central Street
 Harlan, Ky. 40831

Gleaner-Journal Sports
 216 North Elm
 Henderson, Ky. 42420

Kentucky New Era Sports
 123 West 7th Street
 Hopkinsville, Ky. 42240

The Messenger Sports
 221 South Main Street
 Madisonville, Ky. 42431

Messenger Sports
 206 West Broadway
 Mayfield, Ky. 42066

Ledger-Independent Sports
 43 West Second
 Maysville, Ky. 41056

News Sports Editor
 Chester Avenue
 Middlesboro, Ky. 40965

Messenger and Inquirer Sports
 Danny McKenzie
 1401 Frederica Street
 Owensboro, Ky. 42301

Sun Sports
 Barry Forbis
 408 Kentucky Avenue
 Paducah, Ky. 42001

Paris Daily Enterprise Sports
 23 East 4th Street
 Paris, Ky. 40361

Register Sports
 Ken Green
 South Second Street
 Richmond, Ky. 40475

Commonwealth-Journal
 Jim Kurk
 102 North Maple Street
 Somerset, Ky. 42501

Winchester Sun Sports
 Wall and Cleveland Streets
 Winchester, Ky. 40391

QUICK FACTS ON KENTUCKY BASKETBALL

NCAA CHAMPIONS—Five Times (1948, '49, '51, '58, '78) in 24 Appearances. 42 Victories.

NCAA RUNNER-UP—Two Times (1966, '75)

NIT CHAMPIONS—1946, 1976 SUGAR BOWL CHAMPIONS—Five Times.

UK INVITATIONAL CHAMPIONS—Eighteen Times in 26 Tournaments.

SEC CHAMPIONS—Record 31 Times Since 1933 (Last in 1978)

WORLD CHAMPION—1948 Olympic Games.

INTERNATIONAL UNIVERSITIES TOURNAMENT CHAMPIONS—1966.

NATIONAL CHAMPION BY POLLS—Seven Times Since 1949.

ALL-TIME RECORD—Won 1,219, Lost 378, Tied 1 in 75 Seasons.

KENTUCKY ALL-AMERICANS—29 Players Honored 45 Times.

ALL-SOUTHEASTERN—56 Players Honored 102 Times.

PROFESSIONALS—40 Players Entered Ranks.

RUPP ARENA (23,000)—Home Floor 1977 to Date (Won 39, Lost 6).

MEMORIAL COLISEUM (11,500)—Home Floor 1950-1976 (Won 306, Lost 38).

RECORD HIGH POINTS—143 vs. Georgia (Neutral Site) '56—At Home 121 vs. Mississippi '71.

INDIVIDUAL HIGH—53 By Dan Issell in 1970 vs. Mississippi at Oxford.

BIGGEST VICTORY MARGIN—77 vs. Georgia in 1956—At Home, 53 vs. Georgia Tech '56, Georgia '59.

* * * * *

WILDCATS CARVE INCREDIBLE POST-SEASON TOURNAMENT RECORD

Since Kentucky made its first appearance in a major post season basketball tournament in 1942, no graduating class has ever missed the opportunity to play in either the NCAA or National Invitation Tournaments.

In fact, the Wildcats have an incredible record which has seen them miss only seven times (1943, '53, '54, '60, '63, '65, '67 and '74) in the past 35 years. Two of those misses were in 1953, when they sat out a season, and '54, when the undefeated National Champion won an automatic NCAA berth but declined the bid.

* * * * *

The University has had only two undefeated seasons in its illustrious basketball history. The first was 9-0 in 1911-12, the other 25-0 in 1953-54.

1979-80 WILDCATS AT A GLANCE

Lettermen Lost From 1978-79 Team (3)

- DWAYNE CASEY (6-2 G)—Co-Captain and spiritual leader on and off the court . . . Leadership will be tough to replace . . .
- TRUMAN CLAYTOR (6-1 G)—Co-Captain and team's best defensive player . . . Streak shooter who became second leading SEC Tourney scorer to teammate Macy with 84 points . . . Named All-SEC Tourney . . . Scored 821 career points.
- CLARENCE TILLMAN (6-7 F)—Played 405 minutes in 30 games, averaging 3.3 ppg and 3.3 rebounds. Left school October, 1979.

Returning Lettermen (6)

- DWIGHT ANDERSON (6-3 G)—Second in scoring with 13.3 ppg, third in time played with 807 minutes . . . Showed brilliant play during later part of season, gaining starting berth in 14th game . . . Named to All-SEC Freshman team.
- FRED COWAN (6-8 C-F)—Fourth in scoring with 9.4 ppg, second in rebounding with 5.5 . . . Started 24 of 31 games, compiling 722 minutes playing time.
- KYLE MACY (6-3 G)—Team playmaker with 129 assists, leading scorer with 15.2 ppg . . . UK's 29th All-American, two-year All-SEC.
- JAY SHIDLER (6-1 G)—Averaged 6.3 ppg in 30 games, starting seven.
- CHUCK VERDERBER (6-6 F)—Played 607 minutes in 31 games, starting 10 and averaging 6.1 ppg and 4.2 rebounds . . . Hit 52.1 per cent of his shots.
- LAVON WILLIAMS (6-7 F)—Started all 31 games, averaging 11.5 ppg and team high 6.9 rebounds . . . Second in time played, 891 minutes, led team with 54.3 per cent from the field.

Non-Lettermen (2)

- CHRIS GETTELFINGER (6-2 G)—Scored six points in eight games . . . A two-year walk-on from Knoxville, TN, who earned a scholarship this year.
- BO LANTER (6-2 G)—First year walk-on from Versailles, Ky. . . Transferred from Midwestern State University in 1978 . . . On Scholarship.

Freshmen (5)

- SAM BOWIE (7-1 C-F)—Named nation's outstanding prep player by National High School Coaches Association . . . Prep All-American who averaged 28.7 ppg and 18.1 rebounds at Lebanon (Pa.) High School . . . Deadly outside shooter.
- TOM HEITZ (6-8 C-F)—Averaged 27.4 ppg and 17.9 rebounds at Hamilton (Ind.) High School, earning first team All-State honors.
- DERRICK HORD (6-6 F)—Averaged 26.7 ppg and 13.4 rebounds at Tennessee High School in Bristol, TN . . . Prep All-American and Tennessee's top prepster.
- CHARLES HURT (6-6 F)—Averaged 22.9 ppg and 16.6 rebounds at Shelby County High School, Shelbyville, KY. . . Led school to 1978 State Championship . . . All-State, All-American.
- DIRK MINNIEFIELD (6-3 G)—Rated one of top guards in nation . . . Led Lafayette High School, Lexington, Ky., to 1979 state championship . . . Averaged 18.1 ppg and six rebounds on balanced scoring team . . . Prep All-American, All-State, Kentucky's "Mr. Basketball."

KENTUCKY BASKETBALL OUTLOOK, 1979-80

After apparently solving two major weaknesses of 1979—lack of experience and depth—the Kentucky Wildcats can be expected to return to their accustomed level of championship caliber.

The Wildcats return six of nine lettermen and all were solid performers who started at least seven games last season as coach Joe B. Hall solved the experience deficiency by careful distribution of playing time.

And it was Hall again who solved the depth problem by recruiting five freshmen who were named the nation's finest.

The youthful Wildcats finished 19-12, but won 13 of their last 18 games, including a surprising second-place finish in the Southeastern Conference Tournament and secured their second NIT bid in four years.

Four returnees generally regarded as starters are led by 6-foot-3 senior All-American guard Kyle Macy, who led team scoring with 15.2 ppg and include 6-3 sophomore guard Dwight Anderson, 13.3, 6-7 senior forward LaVon Williams, 11.5 and 6-8 junior forward-center Fred Cowan, 9.4. Of 31 games Williams started 31, Macy 30, Cowan 24 and Anderson 15.

The two other lettermen, 6-1 senior guard Jay Shidler, 6.3, made seven starts and rugged 6-6 sophomore forward Chuck Verderber, 6.1, had 10 starts.

The prized freshmen include Hall's first seven-footer in eight years at Kentucky—7-1 center Sam Bowie, 28.7, who was named the nation's top prep player, and three other consensus prep All-Americans, 6-6 forward Derrick Hord, 26.7, 6-6 power forward Charles Hurt, 22.9 and 6-3 guard Dirk Minniefield, 18.1. The fifth signee is 6-8 forward Tom Heitz, 27.4, a first team Indiana All-Stater.

The Wildcats lost senior guard co-captains Truman Claytor and Dwane Casey and Clarence Tillman, who transferred following his freshman year. Claytor, a starter with Macy, scored 8.7 ppg, while Casey and Tillman averaged 0.9 ppg and 3.3 ppg respectively.

While the Cats appear loaded on paper, it's an undeniable fact that youth will figure heavily in Hall's overall plans as it did last year, which could mean early trouble with an extremely tough schedule.

"We are a little similar to last year's start except we have more players with game experience," said Hall. "Last year, Williams and Cowan had gained very little experience during our championship year (1978) and Anderson and Verderber were only freshmen. But they all played regularly and gained starting positions during the year, so that gives us an edge right now."

What Hall likes most about this squad is an abundance of quality athletes that gives him an edge called versatility. No less than six players can play dual roles. Anderson proved his swingman value last year when he led the Cats in free throw attempts by a wide margin, while Williams, Cowan and Verderber all interchanged on the frontline. Two newcomers are expected to double-up if the need arises—Bowie, with spectacular outside shooting, can swing to forward, while Hord's overall talent and defensive solidity will allow him to play big guard as well as inside.

Rounding out the 13-man squad are 6-2 junior guard Chris Gettelfinger, who played in eight games last year, and 6-1 sophomore guard Bo Lanter, who sat out last year after transferring from Midwestern State University where he scored 19 ppg in '78. Both are on scholarship.

The five newcomers have made a deep impression on Hall with their intensity and hard work habits through the tough conditioning program and on into practice.

"Our freshmen are going to be very important to us this year, just as they were last year," he said. "This group seems extremely ready to play—they are physically ready and they have the ability to make a solid contribution this year. We're definitely going to have the needs of people like Sam Bowie and well, all of our freshmen, but noticeably a center with the qualities of Bowie."

What Hall is saying, of course, is that the Wildcats suffered last year without a true center. While Cowan, a natural forward at 6-8 played very well at center, he couldn't cope with the league's larger centers. After signing Bowie, Hall toyed with the idea of playing him at forward, but current plans have the skyscraper at center.

"We definitely will play him at center," said Hall. "We feel he has corner potential and can move to the corner if need be, but he is a good defensive player who is a shot blocker and

intimidator inside. He'll have very little adjustment to make there. Offensively, he can play just about any position on the front line—he can play the post and he'll add a new dimension in that he is an excellent outside shooter. We can use that ability against some of our opponents."

With Bowie manning the post position, the guard and forward slots will feature experience versus talented youth.

When you talk Kentucky, you talk about guards and you start with Macy, who in the words of Hall is "the best college guard in the country." Macy performs so many intangibles his value is difficult to measure. A pure team player in a balanced scoring program, he is just 13 assists shy of the UK career record (319) after only two seasons and he owns the season record with 178. Macy's greatest asset may be his unflappable composure and ability to read floor situations, a gift that Hall says makes him "a coach on the floor."

A three-way scramble for Macy's runningmate is among Shidler, Anderson and Minniefield, all talented, hustling players. Shidler is off to his best start in four-years and seems determined to regain the position he held as a freshman. But he has his work cut out to move past Anderson, a '79 SEC All-Freshman selection who was the Cats' second leading scorer. The fleet footed flyer came on extremely strong the second-half of last year but broke his wrist against LSU in SEC tourney, which was a severe blow to the Cats' post-season hopes. Minniefield, a great prep leader, is being groomed to take over Macy's role next year, but will see plenty of action as a freshman. And the Minniefield-Anderson duo gives UK two of the fastest players in basketball.

The forwards are in great shape, literally, with Williams an inch bigger and up to 220 lbs., Cowan coming off successful summer surgery, led the weight program and is up to 210 lbs. and gaining, and the three freshmen strongboys, Hord, Hurt and Heitz. All five forwards play well above the rim and carry the heft to become an outstanding rebounding team.

As for team strength, assistant coach Dick Parsons, who runs the conditioning program, calls this the strongest, overall group ever at Kentucky and he expects it to be the quickest team in years.

An exciting schedule, a group of solid veterans plus the excitement and enthusiasm of a great freshman group spells trouble for Kentucky foes and another potential champion for the Wildcats.

HALL ON KENTUCKY'S TOUGH SCHEDULE—"Not only is our schedule tough, but we open with Duke in the Hall of Fame game at Springfield, Mass., two weeks earlier than normal and it will test us to get prepared for a veteran team that certainly will be ranked at the top of the polls. Then our next three games are on the road at the Great Alaskan Shootout. None of these games count against our 27-total and that will be some good experience for our youngsters. Counting those four games and our regular season games plus the SEC tournament, we could be playing as many as 19 games off campus and that concerns me."

HALL ON THE SOUTHEASTERN CONFERENCE RACE—"The Southeastern Conference is the most balanced and has more bonafide contenders than I can ever remember. I see no less than eight teams that could win it all. LSU, Tennessee and Mississippi State are right there, Vandy has a veteran team back, while Georgia and Auburn had great recruiting success to join some top-flight returnees. And I certainly see ourselves as a contender, so it's going to be a real fight for survival."

HALL ON UK HOSTING NCAA MIDEAST AT RUPP ARENA—"There's no question that is added incentive for Kentucky to win the SEC tournament, and only if we win the tournament will we have a chance to play in the Mideast. Should we win, we would play the first round game at Western Kentucky and then come home. That certainly is a great incentive to be at peak form at the end of the year. This would give us an excellent chance of getting into the final four."

RECORDS SET BY THE 1978-79 WILDCATS

TEAM RECORDS—SEASON

| | |
|---|--|
| Most Free Throws Attempted (Conference Play Only—485* in 18 Games) | (468* in 18 Games, 1977-78) |
| Most Free Throws Made Conference Play Only—376* in 18 Games) | (345* in 18 Games, 1977-78) |
| Highest Free Throw Pct.—77.6 in 31 Games) (Regular Season Only—78.1 in 26 Games) | (76.7 in 26 Games, 1966-67) (76.7 in 26 Games, 1966-67) |

TEAM RECORDS—SINGLE GAME

| | |
|--|--|
| Most Points (Non-Conference—121 (Kentucky 121, West Texas 67, Dec. 4) | 118 (Kentucky vs. Northwestern 116 at Evanston, Dec. 10, 1966) |
| Most Points, Home Floor—121 (Kentucky 121 Mississippi 86, Feb. 6, 1971 and Kentucky 121 vs. West Texas 67, Dec. 4, 1978) | |
| Best Field Goal Pct.—68.3 vs. Alabama (SEC) Mar. 1, 1979 (Conference Play Only—68.3 vs. Alabama (SEC) Mar. 1, 1979) | 67.6 vs. Mississippi State (A) Jan. 21, 1978 67.6 Mississippi State (A) Jan. 21, 1978 |
| Most Free Throws Attempted—56* vs. Miss. State (H) Feb. 12, 1979 • Made 40 | 55* vs. Auburn, Feb. 27, 1954 (N) • Made 35 |
| Most PF's, Both Teams (Non-Conference Game—75—Kentucky 32, La Salle 43, Dec. 2, 1978 (H) | 68—Kentucky 41, Ohio U. 27, Jan. 12, 1948 |

INDIVIDUAL RECORDS—SINGLE GAME

| | |
|--|---|
| Most Free Throws Made—18 by Dwight Anderson (Against Miss. State, Feb. 12, 1979 (Att. 23) | 17 by Cliff Hagan (Against Temple, Dec. 5, 1953) |
|--|---|

MISCELLANEOUS RECORDS

| | |
|--|--|
| Attendance Highs— Two Consecutive Games—47,050 in 1979 (23,528 vs. Vanderbilt and 23,522 vs. Clemson at Rupp Arena) | 46,969 in 1978 (23,472 vs. Miss. State and 23,497 vs. Alabama at Rupp Arena) |
| Home Average—23,403 (351,042 in 15 Games) 1979 | 23,338 (373,403 in 16 Games) 1978 |
| Most Overtimes, One Season—5 in 1979 | 4 in 1967 and 1976 |

RUPP ARENA RECORDS

TEAM-SINGLE GAME

| | |
|--|---|
| Biggest Margin of Victory for Kentucky—54 (Kentucky 121, West Texas 67, Dec. 4, 1978) | 50 (Kentucky 103, TCU 53, Dec. 2, 1976) |
| Biggest Margin of Defeat for Kentucky—11 (Tennessee 66, Kentucky 55, Jan. 20, 1979) | 4 (Tennessee 71, Kentucky 67, Jan. 12, 1977) |
| Most Points in One Half—66 by Kentucky in Second Half vs. West Texas, Dec. 4, 1978 | 64 by Kentucky in Second Half vs. Vanderbilt, Feb. 5, 1977 |
| Most Free Throws Attempted—56 by Kentucky vs. Miss. State, Feb. 12, 1979 | 52 by Kentucky vs. La Salle, Dec. 2, 1978 |
| Most FTA's, Both Teams—88 (Kentucky 52, La Salle 36, Dec. 2, 1978) | 75 (Kentucky 39, Wisconsin 36, Nov. 27, 1976) |
| Most Free Throws Made—40 by Kentucky vs. Miss. State, Feb. 12, 1979 | 32 by Kentucky vs. Auburn, Feb. 6, 1978 |
| Most Personal Fouls—43 by La Salle vs. Kentucky, Dec. 2, 1978 | 34 by Kentucky vs. Wisconsin, Nov. 27, 1976 |
| Most Personal Fouls, Both Teams—75 (Kentucky 32 vs. La Salle 43, Dec. 2, 1978) | 67 (UK 34 vs. Wisconsin 33, Nov. 27, 1976) |

INDIVIDUAL-SINGLE GAME

| | |
|---|--|
| Most Free Throws Attempted—23 by Dwight Anderson, Kentucky vs. Miss. State, Feb. 12, 1979 | 17 by Rick Robey, Kentucky vs. South Carolina, Dec. 12, 1977 |
| Most Free Throws Made—18 by Dwight Anderson, Kentucky vs. Miss. State, Feb. 12, 1979 | 12 by Kenny Higgs, LSU vs. Kentucky, Jan. 22, 1977 |

UNIVERSITY OF KENTUCKY

General Information

LOCATION—Lexington, Ky., a community of 208,000 in the heart of Kentucky's famed Blue Grass region. Renowned as the world capital of the thoroughbred horse industry and known also as the world's largest loose-leaf tobacco market.

FOUNDED—1865 ENROLLMENT—(On campus—22,500)

PRESIDENT—Dr. Otis A. Singletary (At 13 Community Colleges—16,000)

VICE-PRESIDENT FOR ADMINISTRATION—Dr. Donald Clapp

VICE-PRESIDENT FOR ACADEMIC AFFAIRS—Dr. Lewis Cochran

VICE-PRESIDENT, BUSINESS AFFAIRS—Jack Blanton

VICE-PRESIDENT, MEDICAL CENTER—Dr. Peter Bosomworth

VICE-PRESIDENT, MINORITY AFFAIRS—Dr. John T. Smith

VICE-PRESIDENT, STUDENT AFFAIRS—Dr. Robert G. Zumwinkle

VICE-PRESIDENT, COMMUNITY COLLEGES—Dr. Maurice Stanley Wall

VICE-PRESIDENT, UNIVERSITY RELATIONS—Dr. Raymond Hornback

FACULTY CHAIRMAN OF ATHLETICS—Dr. William Matthews

DIRECTOR OF INFORMATION SERVICES—Bernie Vonderheide

CONFERENCE—Southeastern (member since founding in 1933)

BAND—Varsity (Director—Wm. Harry Clarke) FIGHT SONG—"On, On, U. of K."

HOME ARENA—Rupp Arena (capacity 23,000)

STADIUM—Commonwealth Stadium (56,816)

Athletics Staff

DIRECTOR OF ATHLETICS—Cliff Hagan

Executive Assistant—Barbara Isham

Assistant to Director for Academic Affairs—Bob Bradley

ASSISTANT DIRECTOR OF ATHLETICS—Frank Ham

ASSISTANT DIRECTOR OF ATHLETICS—FINANCES—Larry Ivy

ASSISTANT DIRECTOR OF ATHLETICS—WOMEN—Sue Feamster

HEAD BASKETBALL COACH—Joe B. Hall (Kentucky '55)

Administrative Secretary—Mrs. Jane Rollins

ASSISTANT COACHES—Dick Parsons, Leonard Hamilton, Joe Dean

TICKET SALES MANAGER—Al Morgan

ACCOUNTANT—J.R. Hisle

TRAINER—Al Green

ASSISTANT TRAINER—Walt McCombs

BASKETBALL EQUIPMENT MANAGER—Bill Keightley

SPORTS INFORMATION DIRECTOR—Russell Rice

ASSISTANT SPORTS INFORMATION DIRECTOR—Jack Perry

SID SECRETARY—Joyce Baxter

DIR. STD. ATH. ADM.—Ron Allen



DR. OTIS A. SINGLETARY
President, University of Kentucky

The University of Kentucky has become one of the major institutions of higher learning in the United States under the leadership of Dr. Otis Singletary, the eighth president of the University.

Dr. Singletary was named president of the University in August, 1969. He had previously served as executive vice-chancellor for academic affairs in the University of Texas System and director of the Job Corps program for the Office of Economic Opportunity.

Dr. Singletary, a native of Gulfport, Miss., holds degrees from Millsaps College and Louisiana State University.

As president of the principal institution of higher learning in the Commonwealth, Dr. Singletary is greatly concerned with the University's role as a land-grant institution, a "people's university" accessible to all who can profit from education.

In the ten years he has been president, the University has grown to where there are now some 22,500 students on the Lexington campus and more than 16,000 students in UK's 13 community colleges, and the University has become one of the major research institutions in the country.

Recognition of his service to the University was evidenced by the UK Alumni Association, which presented to Dr. Singletary its Alumni Service Award—an honor rarely bestowed upon a non-alumnus of the University.

Dr. Singletary is the author of two books and several monographs.

A Navy veteran of World War II and the Korean Conflict, he is a commander in the U.S. Naval Reserve. He and Mrs. Singletary, the former Gloria Walton, have three children: Bonnie, Scot and Kendall.

The Singletarys live at Maxwell Place, traditional home of UK presidents.



CLIFFORD O. HAGAN
Athletics Director

The University of Kentucky athletic wheels of progress continue to move forward under the direction of Cliff Hagan, who has under his command a total of 16 sports ranging from men's basketball and football in Level I, to women's basketball in Level II, and a baker's dozen sports in Level III.

Hagan has seen and overseen vast improvements in all phases of the UK athletics program since he returned to his alma mater as assistant athletics director in 1972.

One of his first tasks under former athletics director Harry Lancaster was to create and implement the Blue & White Fund for 57,000-seat Commonwealth Stadium and later for 23,000-seat Rupp Arena, which has provided the additional financial support that has moved the athletics program into a first class operation.

Since taking over as athletics director in July, 1975, Hagan has instituted a program highlighted by vast physical improvements, colorful game plans and a pleasing overall presentation of University athletics.

The most recent physical improvements include installation of a new basketball office complex in Memorial Coliseum, expansion of the training facilities and addition of a beautiful players' lounge at Shively Sports Center, new carpeting in the stadium football offices, re-arrangement of the baseball fences and a new surface for the running track and a general facelift to Alumni gymnasium.

Merger of the men's and women's program at UK, begun in July 1978, has been an orderly procedure under Hagan, whose priorities included funding six additional teams and creating new office space and facilities for the women's coaches and administrative staff.

Wildcat athletics have fared well during Hagan's tenure, with the basketball team winning the 1978 national championship, and the football team winning a conference co-championship and the Peach Bowl in 1976 and finishing 10-1 in 1977. The basketball team also annexed an NIT title while the wrestling and rifle teams were winning conference championships and the baseball team a divisional title.

With both the football and basketball teams playing to sellout crowds and drawing a big on-the-road following, Hagan has not been content, but has made Wildcat games even more enjoyable by personally designing and selecting the Wildcat Mascot, which has captured the fancy of UK fans everywhere, and by granting permission for publication of "The Cats' Pause," a unique weekly tabloid devoted strictly to UK sports.

Physical improvements during Hagan's regime as athletics director include a 110-yard Astro-Turf football practice field, modern equipment in both the Shively Sports Center and Memorial Coliseum weight rooms, open-type lockers, a new pressbox and new dugouts at the baseball field, and a revamped tennis complex with additional seating and modernized offices. He has also added a strength coach to work with all sports.

Offices in Memorial Coliseum have been modernized and Hagan is looking forward to the day when he can put on the drawing board an Olympic swimming pool and a field house, which he says are "desperately needed for our program and our students."

Hagan also has been an advocate of a strong scholar-athlete program, feeling "a genuine commitment to provide all the academic support and encouragement we can to help our athletes leave our campus with a college education and a degree."

On the personal side, Hagan received a unique honor Oct. 2, 1979 when his hometown, the city of Owensboro, paid homage to its most famous athletic son with day-long festivities, which culminated with a 1,200-seat banquet that was attended by members of the 1951 Kentucky national championship team and other dignitaries.

Not only was Hagan lauded for his personal accomplishments, but he was recognized for his work and support of the Cliff Hagan Boys Club (1965) in Owensboro, a thriving 800-member organization affiliated with the Boys club of America.

While honors have come quickly to Hagan in many avenues, his most cherished one came about in 1978 when he became the first University of Kentucky basketball player to be installed in the Naismith Memorial National Basketball Hall of Fame in Springfield, Mass.

The road to that honor began at Owensboro, Ky., where he established a then state high school tournament record of 41 points, which was recently voted the greatest individual performance by anyone in the history of that tournament, in leading the Red Devils to victory over Lexington Lafayette in the 1949 championship game.

At UK, he played on teams that won 86 of 91 games and an NCAA championship (1951). The 1954 team, undefeated in 25 games, elected not to participate in the national tournament.

Hagan set a dozen Southeastern Conference records and an NCAA record of 528 rebounds as a junior. He averaged 24 points a game, led the nation in rebounding, and scored a UK record of 51 points against Temple in 1954.

He was a member of Sigma Nu Fraternity, Student Government, Baptist Student Union, Fellowship of Christian Athletes and twice was selected among the top ten students in the College of Education.

After graduating from UK in 1954, Hagan served two years at Andrews Air Force Base, Washington, D.C., as a commissioned officer. He led the base to two World Wide Air Force championships and won All-Service honors both years.

During ten years with the St. Louis Hawks, he ranked high among 11 players on the league scoring charts with 12,433 points in 672 games for an 18.5 mark and was selected to play in five East-West All-Star games and was named to the NBA

second All-League team twice. He hit over .790 from the free throw line seven years in a row and held the NBA record for most field goals scored in a single quarter (12).

The Hawks won the Western Division six times during Hagan's playing career there and defeated the Boston Celtics in 1958 for the world championship. Hagan was All-Pro in the NBA in 1957-62, inclusive.

He received his M.S. in education from Washington University in 1958.

He then joined the Dallas Chapparals as player-coach in July, 1976, and was selected as the 1968 Texas Professional Coach of the Year. When he left Dallas, he was only 92 points shy of a regular-season career total of 15,000 points.

In 1974, he was named to the Hall of Fame Magazine's All-America second-team for the 1951-1973 period, to the Orlando (Fla.) Sentinel Star's All-Time South-eastern Conference first team, and the All-Time top collegiate player in the State of Kentucky by Inside Kentucky Sports Magazine. In 1975, he was named to the Kentucky Athletic Hall of Fame, was inducted into the UK Alumni Association Hall of Distinguished Alumni and was a recipient of the University of Kentucky Centennial "K" Medallion tendered by the UKAA for past athletic accomplishments, during UK's Centennial Year observance.

He is married to the former Martha Milton of Owensboro. They have four children: Lisa, Laurie, Amy, and Kip.

CITIZENS SAVINGS (HELMS) ATHLETIC FOUNDATION COLLEGIATE BASKETBALL SELECTIONS

College Basketball Hall of Fame

| | |
|---|---|
| 1946—Adolph F. Rupp Coach | 1966—Cliff Hagan Player |
| 1933—Forest (Aggie) Sale Player | 1968—Charles (Cotton) Nash Player |
| 1964—Carey Spicer Player | 1971—LeRoy Edwards Player |

Player of the Year

| | |
|---|-------------------------------------|
| 1933—Forest Sale Center-Forward | 1935—LeRoy Edwards Center |
| 1951—Bill Spivey Center | 1975—Kevin Grevy Forward |
| | 1978—Jack Givens Forward |

Helms' National Champions

| | W | L | Points | Points Against |
|-------------------------|----|---|--------|-------------------|
| 1933—Kentucky | 20 | 3 | 1073 | 630 |
| 1948—Kentucky | 36 | 3 | 2690 | 1730 |
| 1949—Kentucky | 32 | 2 | 2320 | 1492 |
| 1951—Kentucky | 32 | 2 | 2540 | 1783 |
| 1954—Kentucky | 25 | 0 | 2187 | 1508 |
| 1958—Kentucky | 23 | 6 | 2166 | 1817 |
| 1978—Kentucky | 30 | 2 | 2693 | 2234 |

ATHLETICS AT KENTUCKY

Kentucky's athletic program, a well-balanced and ambitious activity featuring intercollegiate competition in sixteen different sports, is organized under the Department of Athletics and a corporation known as the University of Kentucky Athletics Association.

The program is conducted without overemphasis or sacrifice of educational objectives and in strict compliance with the rules of the University, the Southeastern Conference and the National Collegiate Athletics Association.

A board of directors, headed by the President of the University in the capacity of chairman, maintains overall policy supervision of the athletic program.

In addition to the UK President, board officers include the Vice-President for Student Affairs as vice-chairman and Dr. W. L. Matthews in the capacity of secretary. Seventeen other members, drawn from the University faculty and the general public, also serve on the board as appointees of the president as do two student representatives.

Supervising the steady growth and balanced development of the athletic program is Director of Athletics Cliff Hagan.

The Association's Board of Directors is composed of the following:

Faculty Members

Dean Marion E.
McKenna, '82
Dr. Daniel R. Reedy, '82
Dr. N. J. Pisacano, '80
Prof. Paul Sears, '80
Dr. Charles Ellinger, '80
Prof. Charles Roland, '81
Dr. Richard Robe, '81

Trustee Members

George Griffin, '81
Frank Ramsey, Jr., '82

Members-at-Large

Albert B. Chandler, '82
S. T. Roach, '80

Ex Officio Members

Dr. Otis A. Singletary,
Chairman
Dr. R. G. Zumwinkle
Jack Blanton
Dr. Donald Clapp
Dr. W. L. Matthews
Dr. Ray Hornback

Rick Norton

Alumni Members

Dr. Ralph Angelucci, '81
Thomas P. Bell, '82

Student Members

August J. Neal
Gene Tichenor

KENTUCKY'S HOME ATTENDANCE

| Year | No. Games | Attendance | Average |
|---------|-----------|------------|----------|
| 1978-79 | 15 | 351,042 | 23,403 + |
| 1977-78 | 16 | 373,403 + | 23,338 + |
| 1976-77 | 14 | 312,527 | 22,323 |
| 1975-76 | 12 | 138,135 | 11,511 |
| 1974-75 | 12 | 138,098 | 11,539 |
| 1973-74 | 12 | 130,755 | 10,896 |
| 1972-73 | 13 | 150,856 | 11,604 |
| 1971-72 | 13 | 150,297 | 11,561 |
| 1970-71 | 13 | 152,471 | 11,728 |
| 1969-70 | 15 | 181,295 | 12,086 |
| 1968-69 | 13 | 165,500 | 11,821 |
| 1967-68 | 16 | 178,000 | 11,333 |
| 1966-67 | 13 | 136,588 | 10,502 |
| 1965-66 | 13 | 149,571* | 11,505 |
| 1964-65 | 14 | 151,000 | 10,786 |
| 1963-64 | 14 | 165,650 | 11,117 |
| 1962-63 | 15 | 153,132 | 10,208 |
| 1961-62 | 16 | 165,495 | 10,343 |
| 1960-61 | 14 | 129,978 | 9,284 |
| 1959-60 | 13 | 138,995 | 10,692 |
| 1958-59 | 15 | 177,824 | 11,855 |
| 1957-58 | 13 | 124,461 | 9,574 |
| 1956-57 | 14 | 129,733 | 9,266 |
| 1955-56 | 13 | 126,104 | 9,700 |

*Season high in the nation.

+ National Record.



JOE B. HALL
Head Basketball Coach

Personal honors have been more than abundant in Joe B. Hall's seven-year tenure as head basketball coach at the University of Kentucky, but last year, a year in which he gained no accolades, may have been his most satisfying for getting the most out of the least.

Following the Wildcats' 1978 NCAA championship year, Hall greeted a squad that had lost four key players including two All-Americans. It was a squad small in numbers, size and experience but he whipped them into a team that finished 19-12 and won the hearts of basketball fans throughout the country with their classy, determined style of play.

Before the season started, Hall indicated it would be a tough year with only two starters returning and six other lettermen who averaged only eight minutes playing time per game.

But Hall utilized his organizational talents and coaching skills to the maximum in putting together a lightning quick team that blitzed its first two opponents and then upset undefeated and No. 5 ranked Kansas in a classical overtime game at Rupp Arena. The Wildcats went on to whip No. 2 ranked Notre Dame before entering SEC play, where their youthfulness fell prey to the rigors of conference road play.

Despite losing five of its first six SEC games, Hall never gave up on his youthful squad and his confidence paid off as the Wildcats regrouped to win 13 of their last 18 games. Included in that streak was a fantastic runner-up finish in the SEC tournament and a 13-point semi-final win over SEC regular season champion LSU.

In addition, Hall took the Wildcats to a post-season tournament for the sixth time in seven years when they met Clemson in Rupp Arena in the newly restructured National Invitation Tournament.

Now beginning his eighth year as Wildcat headmaster, Hall is perched atop a powder keg of talent. Losing only two men from last year's squad (co-captains Truman Claytor and Dwane Casey), the Wildcats seemingly have unlimited potential although youth again will play a dominant role.

Hall's reputation as a "workaholic" reaped huge dividends when he recruited the finest freshman class in America as judged by the many scouting services throughout the nation. Of the five recruits he landed, four were consensus prep All-Americans and the other was a first

team All-Stater from Indiana. One player, 7-foot-1 Sam Bowie, was named the top prepster in the nation by the National High School Basketball Coaches Association.

That Hall will get the job done is a foregone conclusion. The last time he had a great freshman group, he blended it with an outstanding senior group that went to the NCAA final game before losing to UCLA in 1975.

That freshman group later won the NCAA championship as seniors in 1978.

Under Hall's guidance, the Wildcats' also have won four SEC Championships (1973, '75, '77 and '78), the 1976 NIT championship and five UKIT titles.

While leading the Wildcats to a 19-12 record last year, Hall upped his seven-year UK record to 154-54, an average of 22.0 wins per season, to keep ahead of the pace set by his former coach, Adolph Rupp, who averaged 21.5 victories a season over a 41-season span to become the winningest collegiate basketball coach of all time.

Perhaps the best appraisal of the job Hall has been doing at the University came from Rupp, who died in 1977.

"A good coach," Rupp said, "is a person who can take good material and win with it. Joe has done that."

Judging from Hall's coaching honors, Rupp was as usual, right on target with his evaluation.

Hall has won such honors as Kellogg's 1978 National "Coach of the Year," three Southeastern Conference "Coach of the Year" awards (1973, '75, and '78) in seven years, and nomination for Kodak's 1975, '76, and '78 (finalist) "Coach of the Year" awards.

Other 1978 honors include the Rupp Cup (presented to SEC Coach of the Year by the Birmingham Tipoff Club) and Hall's most coveted personal award, the Dr. James Naismith "Peachbasket" award, which previously had been awarded to UCLA's John Wooden, Oklahoma State's Hank Iba, Kentucky's Adolph Rupp and the Boston Celtics' Red Auerbach.

However, his greatest satisfaction was adding the first national championship trophy to the University collection in two decades—years that included appearances in the NCAA final games in 1966 and 1975.

The 1978 champions, which had a 30-2 record, became the sixth Wildcat team to win 30 or more games, joining such illustrious company as the 1947 NIT runner-up (34-3), the 1948 Olympic Champions (36-3), the 1949 NCAA champions (32-2), the 1951 NCAA champions (32-2), and the 1966 NCAA runner-up (32-2).

Player honors during Hall's reign include four All-Americans (Kevin Grevey, Jack Givens, Rick Robey and Kyle Macy) selected a total of eight times, and five All-Southeastern Conference honorees (Jim Andrews, Grevey, Givens, Robey and Macy) selected a total of 11 times. In addition, Robey and Macy earned Gold Medals in the Pan-American Games.

Entering this season, Hall's 13-year career coaching record stood at 230-110, (excluding a 17-2 record on a 1974 Australian tour, a 7-0 record on a 1978 Japan tour, and six pre-season exhibition wins against foreign and domestic teams) and that record was compiled against nationally ranked non-conference teams and teams in a conference that fast is becoming recognized as among the toughest in the nation. Broken down, it shows a 57-50 five-year mark at Regis, a 19-6 record at Central Missouri, and a 154-54 record at UK.

Hall began his tour as UK head coach in rather auspicious fashion, becoming, in 1973 the first rookie coach in the SEC to be designated Coach of the Year by his fellow coaches and by Coach and Athlete Magazine.

Gathering such honors has been one of Hall's trademarks during a coaching career that began at Shepherdsville (Ky.) High School in 1956 and continued through Regis College and Central Missouri State College before he returned to UK July 1, 1965, as an assistant to his former coach, Adolph Rupp.

During Hall's two years at Shepherdsville, the Rams won a Mid-Kentucky Conference title and he was named "Coach of the Year" in 1958. He then served one year as freshman coach and five years as head basketball coach at Regis College in Denver, Colo., where he was also athletic director and earned special recognition as coach of the champion independent team in the area.

His next move was to Central Missouri, where he coached the Mules (19-6) to their first MIAA Conference championship since 1951 and their first Christmas Tournament title in history. He was named MIAA "Coach of the Year" (1964-65).

A three-letter winner and team captain in both sports in high school at Cynthiana, Ky., he

played freshman basketball and one year of varsity basketball in the "Fabulous Five" era at the University before transferring to the University of the South at Sewanee, Tenn., where he set a school single game scoring record and was team captain. Coach Lon Varnell, upon retirement, rated Hall as No. 1 of the three best players he ever coached.

After touring Europe with the Globetrotters in 1951, Hall returned to U.K. in 1955 to complete requirements for his B.A. and later (1964) received his M.A. at Colorado State University.

Returning to U.K. again in 1965 as assistant coach and head recruiter, he was instrumental in adopting a running-conditioning program which obviously paid huge dividends as the Wildcats capitalized on speed and endurance to offset a lack of size and advance to the championship game of the NCAA Finals. Hall then successfully recruited six prep All-Americans, including all-time U.K. scoring leader Dan Issel, to form the nucleus of a varsity team that won three straight conference championships and was followed by a team that won three more consecutive SEC titles.

Hall became No. 1 varsity assistant and head freshman Coach to Rupp after Harry C. Lancaster was named permanent athletic director Feb. 1, 1969. His record with the freshmen was 60-15, including an undefeated (22-0) season (1971-72) which resulted in the Kittens being crowned National Freshman Champions by the Basketball News.

During his first season as head coach, the Wildcats won their last nine conference games to sew up the SEC title.

International Flavor

Hall's basketball renown has attracted world-wide attention in international circles and has catapulted him into a much sought-after clinician and guest speaker.

He has taken Wildcat teams on tours of Australia and Japan, where he conducted clinics and shared his basketball philosophy. Following a 1978 summer tour of Japan, the Japanese were so taken with Hall's approach they sent two coaches to study the "Kentucky Way"—Mototaka Kohama in 1979 and Suehiro Nishio in 1980.

Hall was instrumental in landing an invitation to the University of Alabama for a '79 summer tour of Japan and later accepted an invitation to join the Bama delegation.

Two weeks after returning to the U.S., the Japan National Team arrived in Lexington, where Hall, serving in an advisory role, put them through the same conditioning and practice routines that have kept the Wildcats at the top of the collegiate world.

Hall's efforts never shone more brightly when the Japanese team placed 11th at the 33 team World University Games in Mexico City this summer after finishing 25th the year before. The Japanese credited Hall and the month they spent in Lexington for their dramatic climb up the International ladder of success.

In 1978, Hall coached the United States All-Stars, a group of collegians that included five of his own players, to the first World Invitational Tournament championship with wins over Cuba, Yugoslavia and Russia. Later that summer, he conducted a series of clinics in Holland, Belgium, Yugoslavia, Israel, Greece and England.

Hall was a busy man in off-season 1979 as well, coaching the victorious East team in the East-West College All-Star game at Salt Lake City, and the Southeastern All-Stars in the Shoney Classic at Charlotte, N.C. And last Sept., he again was called upon to conduct clinics in Warsaw, Copenhagen and London.

Hall considers one of his major coaching honors came when he was named guest lecturer for the World Basketball Coaches Congress in the Canary Islands, July 1977, before some 400 coaches from the international set.

He was a member of the 1976 Olympic Basketball Committee, and in 1972 served under Hank Iba in the Olympic Trials at the Air Force Academy.


While at Regis in Denver, he also coached the Capital Federal host team in the 1964 AAU tournament and was selected as head coach of the AAU Stripes in the Olympic trials at Jamaica, N.Y.

In addition to the Globetrotters, and the Australian and Japan tours with the Wildcats, he has helped conduct basketball clinics for the U.S. Army in Anchorage and Fairbanks, Alaska (1968) and at Ramstein Air Base in Frankfurt, Germany and the RAF Base at Mildenhall, England in 1975.

He is married to the former Katharine Dennis of Harrison County, Ky. They have three children—Mrs. Rick Derrickson and Steve of Lexington, and Mrs. Mike Summers of Greenville, S.C.



AFTER A MONTH AT UK WITH HALL, Japan finished 11th in the World University Games, a dramatic improvement from its 25th place 1978 finish.



"DARUMA" LOOKING OVER THE WILDCATS THIS SEASON—For the second straight year, a Japanese coach will study the Wildcats' system and when the first day of practice got underway, coach Joe B. Hall called a halt to things as Suehiro Nishio of the Nippon College of Health and Physical Education presented them with "DARUMA," a centuries old Japanese symbol of good luck that began in the days of the Samurai. Ferocious looking "DARUMA," as customary, comes with two blank eyes. The magic of its power is provided when the Wildcats set a goal and each one had a hand in painting in its right eye. As the season progresses, "DARUMA" will cast its spell on Wildcat opponents so at the conclusion of the season, the Wildcats hopefully will have met their goal and "DARUMA" will get its other eye. All of which points to one thing—who ever said the Wildcats don't have fun? Oh yes—the Wildcats' goals? The SEC and NCAA championships!



PARSONS



HAMILTON



DEAN



LANKSTER

DICK PARSONS, Assistant Coach

A man of many hats in the Kentucky basketball program, Dick Parsons enters his eighth year as Joe B. Hall's No. 1 assistant and history will record the relationship has been most successful.

One of the most highly respected young coaches in the country, Parsons' duties, besides on-court coaching, include scouting opponents, running the pre-season conditioning program designed by Hall, purchasing equipment, and of course, recruiting.

Parsons laid his groundwork well, first as a four sports star at Harlan (Ky.) High School and later at the University of Kentucky, which he entered in 1958 and later gained the distinction of captaining two varsity sports—basketball and baseball. While gaining athletic acclaim at both the prep and collegiate levels, Parsons was as good in the classroom, earning academic distinction as well.

Following his first love—basketball—where he scored 1,276 points at Harlan, Parsons was known as a player who made few mistakes at UK where he played for Adolph Rupp. A diminutive guard, Parsons was a fine outside shot and an aggressive defensive player. His career high single game scoring total was 21 against Mississippi as a sophomore.

Moreover, Parsons went on to greater heights in baseball, earning All-America honors in 1961 after hitting .400 as a shortstop. Upon completion of his eligibility, he held more Wildcat baseball records than any other player and besides being named All-America, he was All-SEC in 1959 and 1961 and All-NCAA District in 1960 and '61.

He was a two-time recipient of the A. B. Chandler award, given annually for the Wildcat basketball player best exemplifying the qualities of leadership, scholarship, character and ability. Only four other Wildcats have twice been so honored since the award was originated in 1951.

He returned to the University in 1968-69 as head baseball coach and while working on his Master's Degree, he scouted, recruited and helped with the Wildcat freshmen, later accepting a part-time assistantship in basketball in addition to his baseball job.

Before returning to his alma mater, Parsons was assistant football coach at Glasgow High School two years and baseball and basketball coach at Boyle County High from 1963 to 1968.

He is married to the former Celia Cawood of Harlan. They have a daughter, Kathy, and a son, Ed.

LEONARD HAMILTON, Assistant Coach

One of the main factors in Kentucky's recruiting success is Leonard Hamilton, who gets an early jump on most people in the profession by seeking out potential blue chippers before they develop into star status.

Hamilton is in his sixth year at Kentucky after serving three years as assistant coach at Austin Peay, where he coached the freshman team, scouted and recruited. During his three years there, the Governors went from last place to first in the OVC, appeared in two NCAA tournaments and were nationally ranked in scoring.

A defensive specialist, Hamilton has the knack for instilling hard work habits in his charges, which produces an esprit de corps for sterling defensive play.

A native of Gastonia, N.C., he lettered three-years in football and twice in basketball as a prepster. He was basketball team captain two years at Gaston Community College in Dallas, N. C. where he scored 54 points in one game, set a record for most field goals in a season, and was All-Region and All-Tournament.

He graduated from University of Tennessee-Martin in 1970, where he was team captain, led in assists and steals, most valuable defensive player and All-Conference and All-Tournament. He was elected "Mr. Volunteer" by the student body and played in the Kentucky-Tennessee All-Star Game.

He is married to the former Claudette Hale. They have a son, Lenny, 8.

JOE DEAN, Assistant Coach

A vital and vibrant member of the Wildcat coaching staff, Joe Dean enters his third year at Kentucky.

A native of Baton Rouge, La., he attended Baton Rouge High School where he earned letters in basketball and football.

Dean got an early taste of Kentucky basketball when he played against the Wildcats three years for Mississippi State University. After graduating from State in 1976, he served one year as Bulldog graduate assistant while earning a masters degree in physical education.

Outstanding in academics, he was named to the 1976 Academic All-SEC second team.

Putting Dean's youthful enthusiasm to full use, coach Hall has appointed the young coach director of the annual Wildcat Coaching Clinic and the popular Wildcat Summer Basketball Summer Camp in addition to regular scouting and recruiting duties.

He is married to the former Ellen Elizabeth Anger of Jackson, Mississippi.

JIM LANKSTER, Voluntary Coach

Serving as voluntary coach while working towards a masters degree in Education is Jim Lankster, a native of Corbin, Ky.

A graduate of Woodbine High School in Corbin, he earned a B. S. in Social Studies from Cumberland College in 1970.

He served as assistant basketball coach at Lexington Catholic High School the past three years, before re-entering school.

His duties at UK will include administrative, scouting, summer camp and Wildcat Lodge activities.

He is married to the former Florence McCormack of Oldbridge, N.J. They have three children, James, 13, Theresa, 9 and Merdith, 4.

ADMINISTRATIVE STAFF

FRANK HAM, Assistant Director of Athletics



Frank Ham became Assistant Director of Athletics in July 1975 soon after Cliff Hagan succeeded Harry C. Lancaster as Director of Athletics.


A native of Scranton, Pa., Ham came to the University in 1969 as Administrative Assistant to football coach John Ray, and was reassigned to the Athletic Director's staff in 1972 when Ray resigned.

Ham graduated from high school at Niles, Mich., and completed his undergraduate work at Olivet College. He did graduate work at Indiana University and coached high school football and track at John Adams High in South Bend in 1944-46 and then returned to Olivet as athletic director and head football and basketball coach.

In 1962, he became assistant to the president at Olivet, with responsibilities in public and alumni relations. He was in private business from 1954 until 1968.

He is married to the former Rosemary Woods of Niles, Mich. They have two sons, Michael, of Raleigh, N.C., and Craig, a U.S. Army Captain, and two daughters, Mrs. Andy Hunsberger of Cassopolis, Mich., and Jennifer, a 1978 UK graduate.

LARRY IVY, Assistant Director of Athletics of Finance



Entering his fourth year as Assistant Director of Athletics for Finance is Larry Ivy.

Ivy, who came to the University as Director of Housing in 1969, will be involved primarily with the administration and management of financial aspects, and will help develop and initiate policies for accounting procedures and related business management activities of the department.

A native of Alabama, Ivy graduated in 1961 from Huntsville High School, where he lettered in four sports. He is a 1967 graduate of the University of Alabama, and earned his M.B.A. from Alabama in 1968.

He is married to the former Barbara Foster of Huntsville. They have one daughter, Kim, 9.

Ivy is a son of Mr. and Mrs. Jack F. Ivy of Huntsville.

**SUE FEAMSTER, Assistant Director
of Athletics for Women's Sports**



Sue Feamster joined the athletics association July 1, with the merger of the men's and women's programs, after serving as director of women's athletics since 1974.

A native of Frankfort, she came to the University as a graduate student in 1970 and was named assistant director of campus recreation in 1972.

She is a graduate of Franklin County High School, where she was an outstanding athlete. While in college, she earned letters in tennis, field hockey, basketball and track from Indiana University and Kentucky State University, where she graduated with honors and earned a B.S. degree.

She is a daughter of Mr. and Mrs. Robert F. Feamster of Frankfort.

**BOB BRADLEY, Assistant to the Director
for Academic Affairs**



Entering his third year in academic affairs is Bob Bradley, a New York native who earned his M.A. at UK in 1972.

Prior to joining the athletics association, he served as coordinator of counseling and head of finances at the Lexington Technical Institute.

Bradley earned letters in football, baseball, basketball and track at Hornell High School (N.Y.) and played football at Salem College in West Virginia.

He is a son of Mrs. Delores Bradley of Hornell, N.Y.

SPORTS INFORMATION STAFF



SPORTS INFORMATION DIRECTOR—Russell Rice was named sports information director at UK in May, 1969, after serving two years as assistant to Ken Kuhn, who retired after more than two decades of service with the University. Rice came to the Wildcats from The Lexington Leader, where he was a general reporter eight years and sports editor five years. A native of Paintsville, Ky., he won letters in football, basketball and baseball at Van Lear High. After serving with the U.S. Marines in World War II, he attended Kentucky Wesleyan College and received his bachelor's at the University of Kentucky in 1951. He has served as manager of the NCAA Mid-East Basketball Tournament (1968), and chairman of the Basketball Hall of Fame Committee of the College Sports Information Directors Association and was recipient of the 1971 Churchmen's "Sportswriter of the Year" award. As a newspaperman, his duties ranged from agricultural hearings in Washington to spending three months as the traveling companion to a Kentucky gubernatorial candidate. He attended a national sports editors seminar at Columbia University and reported the activities of such Wildcat teams as football coach Charlie Bradshaw's "Thin Thirty" and "The Runts" of basketball coach Adolph Rupp. He is a former Kentucky area correspondent for Time-Life-Fortune magazines and was Kentucky editor of Tobacco Magazine and Religious News Service. For the past 10 years, he has pursued a hobby of researching Kentucky basketball and football. He authored "The Wildcats: A Story of Kentucky Football," and "The Big Blue Machine: A Story of Kentucky Basketball". He edits the K-Men's Newsletter and has been honored by that organization for outstanding service. He also was honored by WAVE-TV for "Outstanding Contribution to Televised Sports." He is the first member of the Southeastern Conference Publicity Directors Association to be elected to a two-year term and currently is serving his second year as president of the Blue Grass (Kentucky) chapter of the U.S. Harness Writers Association which was organized in 1977. He is married to the former Doris Thacker of Knott County. They have four children—Mrs. Rodney Morris of Louisville, Mrs. Mike Covington of Georgetown and Russell James and Kim of Lexington.



ASSISTANT SPORTS INFORMATION DIRECTOR—Jack Perry joined the sports information staff in March, 1970, after 15 years with the Lexington Herald-Leader, where he was librarian for 10 years. A native Lexingtonian, Jack attended the University before entering the United States Air Force. He is married to the former Barbara Sanders of Lexington. They have four children—Mrs. Greg Moore of Owensboro, Mrs. Deborah Case, Jack David and Todd of Lexington.



GREEN



McCOMBS



KEIGHTLEY



CASEY



ROLLINS



McMACKIN



WEEDE

AL GREEN, Head Trainer—Green came to the University in August after serving five years as first-assistant at the University of Michigan. A native of Brooklyn, he attended John F. Kennedy High School in Bellmore, N.Y. and Lea College in Minnesota where he was trainer two years before transferring to U.M. He was graduate trainer at U.M. in 1973 before accepting a similar post at Arizona, returning to U.M. in 1974. He is married to the former Laurel Anne Kudla of Nutley, N.J. They have a son, Douglas.

WALT McCOMBS, Assistant Trainer—Assigned to basketball, McCombs first joined the UK staff in 1972 and returned in 1977 after a three-year stint at Clemson. A native of Belton, S.C., he is a 1971 graduate of The Citadel, where he was student trainer four years. Married to the former Shelby Burris of Belton, they have two children, Crystal and Emily.

W. B. KEIGHTLEY, Equipment Manager—A six-year staff member, Bill graduated from Kavanaugh High School in Lawrenceburg, Ky. A mail-carrier for the U.S. Postal Services, he is married to the former Hazel Robinson of Lawrenceburg. They have a daughter, Karen.

DWANE CASEY, GRADUATE ASSISTANT COACH—A four-year letterman at UK, Dwane was a valued member and co-captain of last year's team. A '79 graduate with a degree in Business Administration, he currently is working toward a Masters degree. An articulate speaker and vastly popular with Kentucky fans, he is high in demand as a speaker and lecturer. He is a native of Morganfield, Ky., and a 1975 graduate of Union County High School.

JANE ROLLINS, Administrative Secretary—A native of Lexington, Jane Rollins has been basketball secretary 24 years. She attended Sacred Heart Academy, Atherton High School, Bryan-Stratton College in Louisville, and the University of Kentucky.

MARTA McMACKIN, Basketball Recruiting Secretary—A native of Ironton, Ohio, Marta attended Morehead State and the University of Kentucky. She is married to Ron McMackin of Ironton. They have three sons, Ron, 15, Rickey, 14, and Rodd, 10.

CHARLIE WEEDE, Academic Graduate Assistant—Assigned to overseeing the academic needs of the Wildcats is Weede, who is working toward a Masters degree in Business Administration at UK. A native of Bloomfield, Iowa, he is a 1976 graduate of N.E. Missouri State, where he earned a B.S. and a B.S.E. in Mathematics. He taught three years at Mascoutah, Ill., and coached basketball and golf. In addition to academic duties, he is head resident of Wildcat Lodge. He is a son of Mr. and Mrs. Duff Weede of Bloomington.

WILDCATS FEATURED FIVE TIMES ON SEC TV SERIES

For the third consecutive season, the Kentucky Wildcats will be seen five times on the Southeastern Conference Television series, which enters its 16th season. In addition, four of its games—Duke, Notre Dame, Nevada Las Vegas and LSU, Feb 24—will be seen nationally.

TVS Television Network of New York City will produce the regular Saturday games for the 16th year, while the weekday series, which includes games on Monday, Wednesday and Thursday, will be produced for the first time by the Chesley-TPC Productions..

The Wildcats open both series again this year—Wednesday, Jan. 2 when they host Auburn, and Jan. 5 at Tennessee. The Wildcats also will be seen Jan. 17 at Florida, Jan. 28 when they host LSU and Feb. 9 at Alabama.

Kentucky has won 38 and lost only 18, for a 67.9 win percentage during the past 15-years. The year-by-year breakdown; Won one of three games in '65, three of four in '66, two of four in both '67 and '68, three of five in '69, all four in '70, three of four in '71, two of three in both '72 and '73, one of three in '74, all three in '75, two of three in both '76 and '77 and all five in '78 and three of five in '79.

THE SCHEDULE:

| Date | Day | Teams | Tip-Off |
|---------|-----------|--------------------------------------|-----------|
| JAN. 2 | WEDNESDAY | AUBURN AT KENTUCKY | 9:00 EST |
| | | Tennessee at Mississippi | 8:00 CST |
| JAN. 5 | SATURDAY | KENTUCKY AT TENNESSEE | 1:00 EST |
| Jan. 7 | Monday | Alabama at Louisiana State | 8:00 CST |
| Jan. 12 | Saturday | Louisiana State at Georgia | 2:00 EST |
| JAN. 17 | THURSDAY | KENTUCKY AT FLORIDA | 9:00 EST |
| | | Tennessee at Mississippi State | 8:00 CST |
| Jan. 19 | Saturday | Florida at Alabama | 12:30 CST |
| Jan. 21 | Monday | Florida at Vanderbilt | 8:00 CST |
| Jan. 26 | Saturday | Auburn at Mississippi | 2:30 CST |
| JAN. 28 | MONDAY | LOUISIANA STATE AT KENTUCKY | 9:00 EST |
| Jan. 30 | Wednesday | Mississippi State at Alabama | 8:00 CST |
| Feb. 2 | Saturday | Louisiana State at Mississippi State | 2:30 CST |
| Feb. 6 | Wednesday | Vanderbilt at Auburn | 8:00 CST |
| FEB. 9 | SATURDAY | KENTUCKY AT ALABAMA | 1:30 CST |
| | | Wild Card Game | TBA |
| Feb. 11 | Monday | Alabama at Georgia | 9:00 EST |
| Feb. 16 | Saturday | Tennessee at Louisiana State | 1:30 CST |
| Feb. 21 | Thursday | Georgia at Tennessee | 9:00 EST |
| | | Louisiana State at Mississippi | 8:00 CST |
| Feb. 23 | Saturday | Alabama at Vanderbilt | 2:30 CST |

SEC CAGE CHAMPIONS BY YEARS

| | | | | | |
|------|----------------|------|----------------------|------|-------------------|
| 1933 | KENTUCKY | 1949 | KENTUCKY | 1965 | Vanderbilt |
| 1934 | Alabama | 1950 | KENTUCKY | 1966 | KENTUCKY |
| 1935 | KY., LSU (Tie) | 1951 | KENTUCKY | 1967 | Tennessee |
| 1936 | Tennessee | 1952 | KENTUCKY | 1968 | KENTUCKY |
| 1937 | KENTUCKY | 1953 | LSU | 1969 | KENTUCKY |
| 1938 | Ga. Tech. | 1954 | KY., LSU (Tie) | 1970 | KENTUCKY |
| 1939 | KENTUCKY | 1955 | KENTUCKY | 1971 | KENTUCKY |
| 1940 | KENTUCKY | 1956 | Alabama | 1972 | KY., Tenn. (Tie) |
| 1941 | Tennessee | 1957 | KENTUCKY | 1973 | KENTUCKY |
| 1942 | KENTUCKY | 1958 | KENTUCKY | 1974 | Vandy, Ala. (Tie) |
| 1943 | Tennessee | 1959 | Miss. State | 1975 | KY., Ala. (Tie) |
| 1944 | KENTUCKY | 1960 | Auburn | 1976 | Alabama |
| 1945 | KENTUCKY | 1961 | Miss. State | 1977 | KY., Tenn. (Tie) |
| 1946 | KENTUCKY | 1962 | KY., Miss. St. (Tie) | 1978 | KENTUCKY |
| 1947 | KENTUCKY | 1963 | Miss. State | 1979 | LSU |
| 1948 | KENTUCKY | 1964 | KENTUCKY | | |

(Tournament decided champion until 1951. Title determined by regular season play starting in 1951. Kentucky did not play a schedule in 1953 due to NCAA suspension.)

SEC COMPOSITE STANDING — 1933-1979

(Conference Games, Regular Season Only)

| Team | No. Titles | Won | Lost | Pct. |
|---|------------|------------|------------|-------------|
| Kentucky | 31* | 488 | 110 | .816 |
| Tennessee | 6* | 392 | 246 | .614 |
| Alabama | 5* + | 422 | 307 | .579 |
| Vanderbilt | 2* + | 379 | 286 | .570 |
| Auburn | 1 | 337 | 338 | .500 |
| Louisiana State | 3* | 340 | 342 | .499 |
| Florida | 0 | 264 | 351 | .429 |
| Mississippi State | 4* | 301 | 389 | .436 |
| Georgia | 0 | 235 | 425 | .356 |
| Mississippi | 0 | 228 | 447 | .338 |
| Georgia Tech (withdrew after '64) | 1 | 201 | 207 | .492 |
| Tulane (withdrew after '66) | 0 | 195 | 252 | .436 |
| Sewanee (withdrew after '40) | 0 | 3 | 76 | .036 |

*Title shared with LSU in 1935, LSU in 1954, Mississippi State in 1962, Tennessee in 1972, Alabama in 1975, Tennessee in 1977.

+ Vanderbilt and Alabama tied in 1974.

KENTUCKY IN THE SEC

Perhaps the greatest supremacy enjoyed by any team in any sport is reflected by Kentucky's basketball success in the Southeastern Conference since 1933. Against SEC teams in regular season, tournaments and playoffs, UK has annexed a record of 551 victories and lost only 117—a winning average of 82.5 per cent. The 'Cats have won 31 league championships and hold over 60 team and individual records from regular season and tournament play. Only Tennessee, Vanderbilt, Alabama and Florida can boast of beating the Wildcats two in a row in the same season and only Mississippi State, Vanderbilt, Alabama and Tennessee are added to the exclusive club when the basis is widened to consecutive wins over two or more seasons. Kentucky's record against SEC teams since 1933, including non-conference games, is shown below.

| | UK Won | Lost | | UK Won | Lost |
|-----------------------|--------|------|-------------------------|--------|------|
| Alabama | 62 | 15 | Mississippi State | 42 | 7 |
| Auburn | 40 | 8 | Tennessee | 73 | 28 |
| Florida | 39 | 11 | Vanderbilt | 70 | 20 |
| Georgia | 55 | 3 | *Tulane | 33 | 4 |
| Louisiana State | 46 | 6 | *Georgia Tech | 43 | 10 |
| Mississippi | 50 | 2 | *Sewanee | 2 | 0 |

*Former members.

FINAL SEC STANDING — 1979-80

| | CONFERENCE | | | ALL GAMES | | | | |
|----------------------------|------------|----|------|-----------|----|------|------|------|
| | W | L | Pct. | W | L | Pct. | Pts. | Opp. |
| 1. Louisiana State | 14 | 4 | .778 | 23 | 6 | .793 | 2401 | 2168 |
| 2. Tennessee | 12 | 6 | .667 | 21 | 12 | .636 | 2579 | 2404 |
| 3. Vanderbilt | 11 | 7 | .611 | 18 | 9 | .667 | 1962 | 1849 |
| 3. Alabama | 11 | 7 | .611 | 22 | 11 | .667 | 2611 | 2493 |
| 3. Mississippi State | 11 | 7 | .611 | 19 | 9 | .679 | 2143 | 1960 |
| 6. Kentucky | 10 | 8 | .556 | 19 | 12 | .613 | 2446 | 2280 |
| 7. Georgia | 7 | 11 | .389 | 14 | 14 | .500 | 2061 | 2077 |
| 8. Mississippi | 6 | 12 | .333 | 11 | 16 | .407 | 1945 | 1971 |
| 9. Auburn | 5 | 13 | .278 | 13 | 16 | .448 | 2061 | 2101 |
| 10. Florida | 3 | 15 | .167 | 8 | 19 | .296 | 1990 | 2053 |

HOME FLOOR LOSSES SINCE 1943

(Total of 44)

| Date | Opponent | Score | Margin |
|---------------|--|--------|--------|
| Jan. 8, 1955 | Georgia Tech | 59-58 | 1 |
| Dec. 10, 1955 | Temple | 73-61 | 12 |
| Dec. 21, 1955 | Dayton (UKIT) | 89-74 | 15 |
| Dec. 10, 1956 | St. Louis | 71-70 | 1 |
| Mar. 16, 1957 | Michigan State (NCAA) | 80-68 | 12 |
| Dec. 20, 1957 | West Virginia (UKIT) | 77-70 | 7 |
| Dec. 19, 1959 | West Virginia (UKIT) | 79-70 | 9 |
| Jan. 2, 1960 | Georgia Tech | 62-54 | 8 |
| Feb. 27, 1960 | Tennessee | 65-63 | 2 |
| Dec. 3, 1960 | Florida State | 63-58 | 5 |
| Dec. 22, 1960 | St. Louis (UKIT) | 74-72* | 2 |
| Dec. 4, 1961 | Southern California | 79-77 | 2 |
| Feb. 12, 1962 | Mississippi State | 49-44 | 5 |
| Dec. 1, 1962 | Virginia Tech | 80-77 | 3 |
| Dec. 17, 1962 | North Carolina | 68-66 | 2 |
| Jan. 5, 1963 | Georgia Tech | 86-85† | 1 |
| Jan. 19, 1963 | Tennessee | 78-69* | 9 |
| Feb. 18, 1963 | Vanderbilt | 69-67 | 2 |
| Mar. 2, 1964 | St. Louis | 67-60 | 7 |
| Dec. 19, 1964 | Illinois (UKIT) | 91-86 | 5 |
| Jan. 5, 1965 | Vanderbilt | 97-79 | 18 |
| Dec. 5, 1966 | Illinois | 98-97* | 1 |
| Dec. 13, 1966 | North Carolina | 64-55 | 9 |
| Dec. 17, 1966 | Florida | 78-75 | 3 |
| Dec. 28, 1966 | Cornell | 92-77 | 15 |
| Jan. 5, 1967 | Vanderbilt | 91-89* | 2 |
| Jan. 23, 1967 | Tennessee | 52-50† | 2 |
| Feb. 11, 1967 | Mississippi State | 77-72* | 5 |
| Mar. 16, 1968 | Ohio State (NCAA) | 82-81 | 1 |
| Dec. 7, 1968 | North Carolina | 87-77 | 10 |
| Dec. 19, 1970 | Purdue (UKIT) | 89-83 | 6 |
| Dec. 13, 1971 | Michigan State | 91-85 | 6 |
| Dec. 4, 1972 | Iowa | 79-66 | 13 |
| Feb. 3, 1973 | Vanderbilt | 83-76 | 7 |
| Jan. 28, 1974 | Vanderbilt | 82-65 | 17 |
| Feb. 23, 1974 | Alabama | 94-71 | 23 |
| Feb. 25, 1974 | Florida | 75-65 | 10 |
| Jan. 10, 1976 | Tennessee | 90-88* | 2 |
| Dec. 18, 1976 | Utah (UKIT) Rupp Arena Era | 70-68 | 2 |
| Jan. 12, 1977 | Tennessee | 71-67* | 4 |
| Dec. 22, 1978 | Texas A&M (UKIT) | 73-69 | 4 |
| Jan. 6, 1979 | Louisiana State | 93-89 | 4 |
| Jan. 20, 1979 | Tennessee | 66-55 | 11 |
| Mar. 7, 1979 | Clemson (NIT) | 67-68* | 1 |

*One overtime period.

†Double overtime.

Average loss margin—6.5

(Kentucky's home floor winning streak started against Ft. Knox on Jan. 4, 1943, following a loss to Ohio State two nights earlier. Before Ga. Tech snapped the string, the Wildcats had posted a national record 129 consecutive victories. All told, since the Ohio State loss, the Wildcats have won 429 and lost only 44 at home. The record in Memorial Coliseum (1951-1976) was 306-38. Since Rupp Arena became the home floor in 1976-77, the record is 39-6.

KENTUCKY COACHES THROUGH THE YEARS

| Years at UK | Name | Tenure | Won | Lost | Pct. | Best Season |
|-------------|---|--------|-----|------|-------|---------------|
| 1903-09 | W. W. H. Mustaine and Others + | 7 | 21 | 35 | .375 | |
| 1910 | E. R. Sweetland & R. E. Spahr | 1 | 4 | 8 | .333 | |
| 1911 | H. J. Iddings | 1 | 5 | 6 | .454 | 5-6 in 1911 |
| 1912 | E. R. Sweetland | 1 | 9 | 0 | 1.000 | 9-0 in 1912 |
| 1913 | J. J. Tigert | 1 | 5 | 3 | .625 | 5-3 in 1913 |
| 1914-15 | Alpha Brumage | 2 | 18 | 7 | .720 | 11-2 in 1914 |
| 1916 | James Park | 1 | 8 | 6 | .571 | 8-6 in 1916 |
| 1917 | W. P. Tuttle | 1 | 4 | 6 | .400 | 4-6 in 1917 |
| 1918 | S. A. Boles | 1 | 9 | 2-1* | .791 | 9-2-1 in 1918 |
| 1919 | Andrew Gill | 1 | 6 | 8 | .428 | 6-8 in 1919 |
| 1920-24 | George Buchheit | 5 | 44 | 27 | .619 | 13-1 in 1921 |
| 1925 | C. O. Applegran | 1 | 13 | 8 | .619 | 13-8 in 1925 |
| 1926 | Ray Eklund | 1 | 15 | 3 | .833 | 15-3 in 1926 |
| 1927 | Basil Hayden | 1 | 3 | 13 | .187 | 3-13 in 1927 |
| 1928-30 | John Mauer | 3 | 40 | 14 | .740 | 16-3 in 1930 |
| 1931-72 | Adolph Rupp | 42† | 880 | 190 | .822 | 25-0 in 1954 |
| 1973 | Joe B. Hall | 7 | 154 | 54 | .740 | 30-2 in 1978 |

18 Coaches in 76 Seasons—Record 1627 Games:
Won 1238, Lost 390, Tied 1—76.1%

*Unique tie game resulted from scorer's error discovered after game.

†No schedule played in 1953—Rupp's record for 41 seasons.

+ Basketball at UK reportedly started when W. W. H. Mustaine called together some students, took up a collection totaling \$3 for a ball and told them to start playing. There was no official coach from 1903 until 1910. Managers ran the team.

ON THE TRAIL OF TITLES—NCAA CHAMPIONS

| | | | | | |
|-------------|-----------------|-------------|------------------|-------------|-----------------|
| 1939 | Oregon | 1953 | Indiana | 1967 | UCLA |
| 1940 | Indiana | 1954 | LaSalle | 1968 | UCLA |
| 1941 | Wisconsin | 1955 | San Francisco | 1969 | UCLA |
| 1942 | Stanford | 1956 | San Francisco | 1970 | UCLA |
| 1943 | Wyoming | 1957 | North Carolina | 1971 | UCLA |
| 1944 | Utah | 1958 | Kentucky | 1972 | UCLA |
| 1945 | Oklahoma A&M | 1959 | California | 1973 | UCLA |
| 1946 | Oklahoma A&M | 1960 | Ohio State | 1974 | N.C. St. |
| 1947 | Holy Cross | 1961 | Cincinnati | 1975 | UCLA |
| 1948 | Kentucky | 1962 | Cincinnati | 1976 | Indiana |
| 1949 | Kentucky | 1963 | Loyola (Chicago) | 1977 | Marquette |
| 1950 | CCNY | 1964 | UCLA | 1978 | Kentucky |
| 1951 | Kentucky | 1965 | UCLA | 1979 | Michigan State |
| 1952 | Kansas | 1966 | Texas Western | | |

TOP ALL-TIME KENTUCKY SCORERS—VARSITY CAREER

(The 1,000 Point Club)

| Player—Pos. | Years | Points | Games | Average |
|----------------------------------|-----------------|--------|-------|---------|
| 1. Dan Issel (C) | 3 (1968-70) | 2,138 | 83 | 25.7 |
| 2. Jack Givens (F) | 4 (1975-78) | 2,038 | 123 | 16.6 |
| 3. Kevin Grevey (F) | 3 (1973-75) | 1,801 | 84 | 21.4 |
| 4. Cotton Nash (C-F) | 3 (1962-64) | 1,770 | 78† | 22.69 |
| 5. Alex Groza (C) | 4 (1945, 47-49) | 1,744 | 120 | 14.4 |
| 6. Louie Dampier (G) | 3 (1965-67) | 1,575 | 80 | 19.7 |
| 7. Mike Casey (G) | 3 (1968-69-71) | 1,535 | 82 | 18.7 |
| 8. Ralph Beard (G) | 4 (1946-49) | 1,517 | 139 | 10.8 |
| 9. Cliff Hagan (C) | 2 (1951-52, 54) | 1,475 | 77 | 19.2 |
| 10. Pat Riley (F) | 3 (1965-67) | 1,464 | 80 | 18.3 |
| 11. Johnny Cox (F) | 3 (1957-59) | 1,461 | 84 | 17.3 |
| 12. Rick Robey (F-C) | 4 (1975-78) | 1,395 | 105 | 13.3 |
| 13. Mike Phillips (C) | 4 (1975-78) | 1,367 | 120 | 11.4 |
| 14. Mike Pratt (F) | 3 (1968-70) | 1,359 | 81 | 16.8 |
| 15. Frank Ramsey (G) | 3 (1951-52, 54) | 1,344 | 91 | 14.7 |
| 16. Jim Andrews (C) | 3 (1971-73) | 1,320 | 80 | 16.5 |
| 17. Tom Parker (F) | 3 (1970-72) | 1,238 | 80 | 15.5 |
| 18. Bill Spivey (C) | 2 (1950-51) | 1,213 | 63 | 19.2 |
| 19. Vernon Hatton (G) | 3 (1956-58) | 1,154 | 76 | 15.1 |
| 20. Wallace Jones (F) | 4 (1946-49) | 1,151 | 98* | |
| 21. Bill Lickert (F-G) | 3 (1959-61) | 1,076 | 73 | 14.7 |
| 22. Mike Phillips (C) | 3 (1975-77) | 1,051 | 89 | 11.8 |
| 23. Jim Line (F) | 4 (1947-50) | 1,041 | 100* | |
| 24. Bob Burrow (C) | 2 (1955-56) | 1,023+ | 51 | 20.0 |
| 25. Jimmy Dan Conner (F-G) | 3 (1973-75) | 1,009 | 85 | 11.9 |
| 26. Bobby Watson (G) | 3 (1950-52) | 1,001 | 96 | 10.4 |

*No record for number of games played in 1947.

†Achieved membership in club earliest of any Wildcat, hitting 1,000th point in the 19th game of junior year.

+ Kentucky career totals only. Junior College total of 2,191 points not included.

TOP REGULAR SEASON SCORERS

| Player—Pos. | Year | Games | FG | FT | TP | Ave. |
|-----------------------------|--------------|-------|-----|-----|-----|------|
| Dan Issel (C) | 1970 (Sr.) | 26 | 339 | 198 | 876 | 33.7 |
| Dan Issel (C) | 1969 (Jr.) | 26 | 269 | 159 | 697 | 26.8 |
| Cotton Nash (C-F) | 1964 (Sr.) | 25 | 233 | 149 | 615 | 24.6 |
| Kevin Grevey (F) | 1975 (Sr.) | 26 | 265 | 99 | 629 | 24.2 |
| Cliff Hagan (C) | 1954 (Sr.) | 25 | 234 | 132 | 600 | 24.0 |
| Cotton Nash (C-F) | 1962 (Soph.) | 24 | 205 | 161 | 571 | 23.8 |
| Jim Andrews (C) | 1972 (Jr.) | 26 | 224 | 120 | 568 | 21.9 |
| Kevin Grevey (F) | 1974 (Jr.) | 25 | 232 | 83 | 547 | 21.9 |
| Pat Riley (F) | 1966 (Jr.) | 25 | 225 | 91 | 541 | 21.6 |
| Louie Dampier (G) | 1966 (Jr.) | 25 | 211 | 99 | 521 | 20.8 |
| Cliff Hagan (C) | 1952 (Jr.) | 26 | 206 | 128 | 540 | 20.8 |
| Jack Givens (F) | 1976 (Soph.) | 26 | 216 | 105 | 537 | 20.7 |
| Louie Dampier (G) | 1967 (Sr.) | 26 | 219 | 99 | 537 | 20.6 |
| Cotton Nash (C-F) | 1963 (Jr.) | 25 | 176 | 162 | 514 | 20.6 |
| Mike Casey (G) | 1968 (Soph.) | 25 | 215 | 76 | 506 | 20.2 |

Twenty-Seventh Annual U.K. INVITATIONAL TOURNAMENT

Rupp Arena—December 21-22, 1979

First Night: Purdue vs. SMU—7:05 p.m. EST
California vs. Kentucky—Appx. 9:05 p.m. EST

Second Night: Third Place Game—7:05 p.m. EST
Championship Game—Appx. 9:05 p.m.



1978 CHAMPIONS—Victorious Illinois players give teammate and MVP Neil Bresnahan the traditional "victory ride" after beating Texas A&M for the title last year. The Illini also won the UKIT in 1964.

Two returnees to the UKIT—California and SMU—will be going for their first title, while the third participant, Purdue, will go after its second, having won in 1970 in its only attempt.

California, which has a 2-4 record in three appearances—1960, '65 and '71—oddly enough has never played the Wildcats. SMU dropped a first-round game to the Wildcats in 1956 and are 1-3 in the overall series with UK. Purdue won the '70 tournament by defeating UK, 89-83, in the championship game, but trails 1-2 in the overall series.

1978 ALL-UKIT TEAM—Members of the All-Tournament team, as selected by working members of the media were: MVP Neil Bresnahan, Illinois; Vernon Smith, Texas A&M; Chuck Aleksinas, Kentucky and Eddie Johnson and Derek Holcomb, Illinois. Top scorer was Dale Shackelford of Syracuse with 40 points.

Team
Air Fo
Arizon
Army
Bowli
Bradle
Califo
Cincin
Color
Dartm
Dayto
De Pa
Duke
Georg
Illinoi
Indian
Iowa
Kansa
KENT
LaSal
Michi
Minn
Miss
Navy
Nebr
North
Ohio
Oklah
Oreg
Oreg
Penn
Princ
Portl
Purd
St. J
St. L
Seat
Sout
Sout
Stan
Syrac
Tenn
Texa
UCL
Utah
Villa
Wak
Was

UKIT PARTICIPANTS THROUGH THE YEARS

(Listed Alphabetically)

| Team | Record | Titles | Years Played |
|---------------------|----------------|----------|---------------------|
| Air Force | Won 0, Lost 2 | | 1965 |
| Arizona State | Won 1, Lost 1 | | 1975 |
| Army | Won 1, Lost 1 | | 1968 |
| Bowling Green | Won 0, Lost 2 | | 1976 |
| Bradley | Won 0, Lost 2 | | 1968 |
| California | Won 2, Lost 4 | | 1960, '65, '71 |
| Cincinnati | Won 1, Lost 1 | | 1967 |
| Colorado State | Won 1, Lost 1 | | 1972 |
| Dartmouth | Won 0, Lost 2 | | 1973 |
| Dayton | Won 4, Lost 6 | '55 | 1955-6, '64, -7, -9 |
| De Paul | Won 0, Lost 2 | | 1970 |
| Duke | Won 1, Lost 3 | | 1953, '69 |
| Georgia Tech | Won 0, Lost 2 | | 1975 |
| Illinois | Won 5, Lost 3 | '64, '78 | 1956, '60, '64, '78 |
| Indiana | Won 1, Lost 1 | | 1965 |
| Iowa | Won 0, Lost 2 | | 1962 |
| Kansas State | Won 3, Lost 3 | | 1961, '66, '70 |
| KENTUCKY | Won 44, Lost 8 | (18) | (Every) |
| LaSalle | Won 2, Lost 2 | | 1953, '54 |
| Michigan | Won 1, Lost 1 | | 1968 |
| Minnesota | Won 1, Lost 3 | | 1955, '57 |
| Missouri | Won 1, Lost 1 | | 1971 |
| Navy | Won 0, Lost 2 | | 1970 |
| Nebraska | Won 0, Lost 2 | | 1972 |
| North Carolina | Won 1, Lost 3 | | 1957, '59 |
| Ohio State | Won 1, Lost 3 | | 1958, '73 |
| Oklahoma State | Won 2, Lost 2 | | 1958, '74 |
| Oregon | Won 1, Lost 1 | | 1972 |
| Oregon State | Won 3, Lost 3 | | 1962, '66, '75 |
| Penn State | Won 0, Lost 2 | | 1966 |
| Princeton | Won 2, Lost 2 | | 1963, '71 |
| Portland State | Won 1, Lost 1 | | 1977 |
| Purdue | Won 2, Lost 0 | '70 | 1970 |
| St. John's | Won 1, Lost 1 | | 1977 |
| St. Louis | Won 3, Lost 1 | '60 | 1959, '60 |
| Seattle | Won 0, Lost 2 | | 1977 |
| South Carolina | Won 1, Lost 1 | | 1967 |
| Southern California | Won 1, Lost 1 | | 1954 |
| Southern Methodist | Won 1, Lost 1 | | 1956 |
| Stanford | Won 1, Lost 1 | | 1973 |
| Syracuse | Won 0, Lost 2 | | 1978 |
| Tennessee | Won 1, Lost 1 | | 1961 |
| Texas A&M | Won 1, Lost 1 | | 1978 |
| UCLA | Won 1, Lost 1 | | 1953 |
| Utah | Won 2, Lost 4 | '76 | 1954, '55, '76 |
| Villanova | Won 1, Lost 1 | | 1974 |
| Wake Forest | Won 1, Lost 1 | | 1963 |
| Washington State | Won 0, Lost 2 | | 1974 |

| | | | |
|---------------|---------------|----------|-------------------------|
| West Virginia | Won 7, Lost 5 | '57, '59 | 1957-8-9, '62, '64, '76 |
| Wisconsin | Won 0, Lost 2 | | 1963 |
| Xavier | Won 0, Lost 2 | | 1961 |

U.K.I.T. TEAM SINGLE GAME RECORDS

| | |
|---|------|
| Most Points Scored (Kentucky 114 vs. Portland State 1st Round, 1977) | 114 |
| Most Points Both Teams (Kentucky 112 vs. Michigan 104—1st Round, 1968) | 216 |
| Fewest Points Scored (Southern California vs. LaSalle—1st Round, 1954) | 38 |
| Fewest Points Scored, Both Teams (LaSalle vs. Southern California—1st Round, 1954) | 87 |
| Most Field Goals Attempted (Kentucky vs. De Paul—1st Round, 1956) | 100 |
| Most Field Goals (Kentucky vs. De Paul—1st Round, 1970 and vs. Portland State—1st Round 1977) | 46 |
| Most Free Throws Attempted (St. Louis vs. West Virginia—1st Round, 1959) | 47 |
| Most Free Throws Attempted, Both Teams (Kentucky 43 and Illinois 37—1st Round, 1960) | 80 |
| Most Free Throws Made (St. Louis vs. West Virginia—1st Round, 1959) | 38 |
| Most Rebounds (Dayton vs. West Virginia—Third Place Game, 1964; Purdue vs. Kentucky—Championship Game, 1970) | 74 |
| Fewest Personal Fouls (Kentucky vs. SMU—1956) | 7 |
| Most Personal Fouls (Kentucky vs. Washington State—1st Round, 1974) | 34 |
| Most Personal Fouls, Both Teams (Kentucky 29 vs. Syracuse 33, Third Place Game, 1978) | 62 |
| Biggest Margin of Victory (Kentucky 91, Indiana 56—Championship Game, 1965) | 35 |
| Smallest Margin of Victory (West Virginia 87 vs. St. Louis 86—1st Round, 1959 (Tied by St. Louis 54 vs. California 53 (1 OT)—1st Round, 1960; Cincinnati 71 vs. Dayton 70, 3rd Place, 1967) | 1 |
| Overtime Victories—St. Louis twice in 1960 (St. Louis 54 vs. California 43 (1 OT), St. Louis 74 vs. Kentucky 72 (1 OT)) | |
| Best Shooting Percentage (Game) (West Virginia vs. Bowling Green—2nd Round, 1976) (34 of 50) | 68.0 |

U.K.I.T. INDIVIDUAL SINGLE GAME RECORDS

| | |
|---|----|
| Most Points Scored (Bill Bradley, Princeton vs. Wisconsin—3rd Place Game, 1963) | 47 |
| Most Field Goal Attempts (Freeman Williams, Portland State vs. Kentucky—1st Round Game, 1977) | 40 |
| Most Field Goals (Bill Bradley, Princeton vs. Wisconsin—3rd Place Game, 1963) | 18 |
| Most Free Throws Attempted (Rick Robertson, Cincinnati vs. South Carolina—1st Round, 1967) | 21 |
| Most Free Throws Made (Rick Robertson, Cincinnati vs. South Carolina—1st Round, 1967—on 21 FTA) | 16 |
| Most Rebounds (Ron Johnson, Minnesota vs. North Carolina—1st Round, 1957; Rich Kelley, Stanford vs. Kentucky—Championship Game, 1973) | 27 |

HIGH POINT PERFORMERS BY YEARS (Two Games)

| | |
|--|--|
| 1978 Dale Shackelford (Syracuse) 40 | 1966 Louie Dampier (Kentucky) 51 |
| 1977 Freeman Williams (Portland State) 76 | 1965 Louie Dampier (Kentucky) 46 |
| 1976 Jeff Judkins (Utah) 53 | 1964 Henry Finkel (Dayton) 64 |
| 1975 Don Smith (Ore. St.,) Rick Taylor (Ariz. St.) 40 | 1963 Bill Bradley (Princeton) 77 |
| 1974 Ronnie Daniel (Okla. St.) 56 | 1962 Cotton Nash (Kentucky) 57 |
| 1973 Kevin Grevey (Kentucky) 50 | 1961 Larry Pursiful (Kentucky) 60 |
| 1972 Jim Andrews (Kentucky) 48 | 1960 Bill Lickert (Kentucky) 43 |
| 1971 Brian Taylor (Princeton) 66 | 1959 Jerry West (West Virginia) 70 |
| 1970 Mike Casey (Kentucky) 53 | 1958 Jerry West (West Virginia) 48 |
| 1969 Dan Issel (Kentucky) 60 | 1957 Ron Johnson (Minnesota) 56 |
| 1968 Dan Issel (Kentucky) 56 | 1956 Jim Krebs (S.M.U.) 47 |
| 1967 Mike Casey (Kentucky) 46 | 1955 Jim Paxson (Dayton) 51 |
| | 1954 Phil Grawmeyer (Ky.) 41 |
| | 1953 Cliff Hagan (Kentucky) 55 |

U.K.I.T. HISTORY

- 1953 CHAMPIONSHIP GAME: Kentucky 73, LaSalle 60.
Consolation: UCLA 72, Duke 67.
First Round: LaSalle 62, UCLA 53; Kentucky 85, Duke 69.
Attendance: 16,714.
- 1954 CHAMPIONSHIP GAME: Kentucky 63, LaSalle 54.
Consolation: Southern California 54, Utah 52.
First Round: LaSalle 49, Southern California 38; Kentucky 70, Utah 65.
Attendance: 17,973.
- 1955 CHAMPIONSHIP GAME: Dayton 89, Kentucky 74.
Consolation: Minnesota 90, Utah 77.
First Round: Dayton 77, Utah 73; Kentucky 72, Minnesota 65.
Attendance: 19,185.
- 1956 CHAMPIONSHIP GAME: Kentucky 91, Illinois 70.
Consolation: Southern Methodist 67, Dayton 59.
First Round: Illinois 82, Dayton 65; Kentucky 72, Southern Methodist 67.
Attendance: 15,753.
- 1957 CHAMPIONSHIP GAME: West Virginia 75, North Carolina 64.
Consolation: Kentucky 78, Minnesota 58.
First Round: North Carolina 73, Minnesota 67; West Virginia 77, Kentucky 70.
Attendance: 20,956.
- 1958 CHAMPIONSHIP GAME: Kentucky 97, West Virginia 91.
Consolation: Oklahoma State 63, Ohio State 59.
First Round: West Virginia 67, Oklahoma St. 49; Kentucky 95, Ohio St. 76.
Attendance: 20,386.
- 1959 CHAMPIONSHIP GAME: West Virginia 79, Kentucky 70.
Consolation: St. Louis 68, North Carolina 52.
First Round: West Virginia 87, St. Louis 86; Kentucky 76, North Carolina 70.
Attendance: 22,713.

- 1960 CHAMPIONSHIP GAME: St. Louis 74, Kentucky 72 (1 overtime).
Third Place: California 72, Illinois 54.
First Round: St. Louis 54, California 53 (1 overtime); Kentucky 83, Illinois 78.
Attendance: 15,095.
- 1961 CHAMPIONSHIP GAME: Kentucky 80, Kansas State 67.
Third Place: Tennessee 75, Xavier 70.
First Round: Kansas State 75, Xavier 67; Kentucky 96, Tennessee 69.
Attendance: 16,013.
- 1962 CHAMPIONSHIP GAME: Kentucky 79, West Virginia 75.
Third Place: Oregon State 61, Iowa 55.
First Round: West Virginia 70, Oregon State 65; Kentucky 94, Iowa 69.
Attendance: 22,138.
- 1963 CHAMPIONSHIP GAME: Kentucky 98, Wake Forest 75.
Third Place: Princeton 90, Wisconsin 87.
First Round: Wake Forest 96, Princeton 67; Kentucky 108, Wisconsin 85.
Attendance: 22,111.
- 1964 CHAMPIONSHIP GAME: Illinois 91, Kentucky 86.
Third Place: Dayton 71, West Virginia 67.
First Round: Illinois 104, Dayton 86; Kentucky 102, West Virginia 78.
Attendance: 22,804.
- 1965 CHAMPIONSHIP GAME: Kentucky 91, Indiana 56.
Third Place: California 75, Air Force 70.
First Round: Indiana 71, California 64; Kentucky 78, Air Force 58.
Attendance: 21,069.
- 1966 CHAMPIONSHIP GAME: Kentucky 83, Kansas State 79.
Third Place: Oregon State 64, Penn State 61.
First Round: Kansas State 83, Penn State 59; Kentucky 96, Oregon State 66.
Attendance: 21,318.
- 1967 CHAMPIONSHIP GAME: Kentucky 76, South Carolina 66.
Third Place: Cincinnati 71, Dayton 70.
First Round: South Carolina 64, Cincinnati 61; Kentucky 88, Dayton 85.
Attendance: 22,371.
- 1968 CHAMPIONSHIP GAME: Kentucky 80, Army 65.
Third Place: Michigan 95, Bradley 93.
First Round: Army 54, Bradley 52; Kentucky 112, Michigan 104.
Attendance: 23,000.
- 1969 CHAMPIONSHIP GAME: Kentucky 98, Duke 76.
Third Place: Dayton 83, Navy 69.
First Round: Duke 72, Dayton 67; Kentucky 73, Navy 59.
Attendance: 23,365.
- 1970 CHAMPIONSHIP GAME: Purdue 89, Kentucky 83.
Third Place: Kansas State 78, De Paul 68.
First Round: Purdue 87, Kansas State 68; Kentucky 106, De Paul 85.
Attendance: 23,462.
- 1971 CHAMPIONSHIP GAME: Kentucky 96, Princeton 82.
Third Place: Missouri 82, California 70.
First Round: Princeton 85, California 59; Kentucky 83, Missouri 79.
Attendance: 22,337.
- 1972 CHAMPIONSHIP GAME: Kentucky 95, Oregon 68.
Third Place: Colorado State 57, Nebraska 51.

- 1973 First Round: Oregon 73, Colorado State 69; Kentucky 85, Nebraska 60.
Attendance: 23,100.
CHAMPIONSHIP GAME: Kentucky 78, Stanford 77.
Third Place: Ohio State 85, Dartmouth 80.
First Round: Stanford 68, Ohio State 53; Kentucky 102, Dartmouth 77.
Attendance: 23,116.
- 1974 CHAMPIONSHIP GAME: Kentucky 90, Oklahoma State 65.
Third Place: Villanova 92, Washington State 83.
First Round: Oklahoma State 88, Villanova 75; Kentucky 97, Washington State 75.
Attendance: 22,489.
- 1975 CHAMPIONSHIP GAME: Kentucky 82, Oregon State 74.
Third Place: Arizona State 85, Georgia Tech 70.
First Round: Oregon State 87, Arizona State 83; Kentucky 66, Georgia Tech 64.
Attendance: 23,000.
- 1976 CHAMPIONSHIP GAME: Utah 70, Kentucky 68.
Third Place: West Virginia 85, Bowling Green 78.
First Round: Utah 74, West Virginia 70; Kentucky 77, Bowling Green 59.
Attendance: 37,297.
- 1977 CHAMPIONSHIP GAME: Kentucky 102, St. John's 72.
Third Place: Portland State 82, Seattle 76.
First Round: St. John's 77, Seattle 60; Kentucky 114, Portland State 88.
Attendance: 46,944.
- 1978 CHAMPIONSHIP GAME: Illinois 71, Texas A&M 57.
Third Place: Kentucky 94, Syracuse 87.
First Round: Illinois 64, Syracuse 61; Texas &M 73, Kentucky 69.
Attendance: 46,544

TOURNAMENT TRAIL U.K. INVITATIONAL TOURNAMENT

(26 Appearances — 18 Championships)

- | | | |
|------|----------------|---|
| 1978 | Won 1, Lost 1. | Eliminated by Texas A&M in first game. Defeated Syracuse for third place. |
| 1977 | Won 2, Lost 0. | Defeated Portland State and St. John's for title. |
| 1976 | Won 1, Lost 1. | Lost championship to Utah. |
| 1975 | Won 2, Lost 0. | Defeated Georgia Tech and Oregon State for title. |
| 1974 | Won 2, Lost 0. | Defeated Washington State and Okla. State for Championship. |
| 1973 | Won 2, Lost 0. | Defeated Dartmouth and Stanford for Championship. |
| 1972 | Won 2, Lost 0. | Defeated Nebraska and Oregon for Championship. |
| 1971 | Won 2, Lost 0. | Defeated Missouri and Princeton for Championship. |
| 1970 | Won 1, Lost 1. | Lost championship to Purdue. |
| 1969 | Won 2, Lost 0. | Defeated Navy and Duke for Championship. |
| 1968 | Won 2, Lost 0. | Defeated Michigan and Army for Championship. |
| 1967 | Won 2, Lost 0. | Defeated Dayton and South Carolina for championship. |
| 1965 | Won 2, Lost 0. | Defeated Air Force and Indiana for championship. |
| 1964 | Won 1, Lost 1. | Lost championship to Illinois. |
| 1963 | Won 2, Lost 0. | Defeated Wisconsin and Wake Forest for title. |
| 1962 | Won 2, Lost 0. | Defeated Iowa and West Virginia for championship. |

| | | |
|------|----------------|--|
| 1961 | Won 2, Lost 0. | Defeated Tennessee and Kansas State for championship. |
| 1960 | Won 1, Lost 0. | Lost championship to St. Louis. |
| 1959 | Won 1, Lost 1. | Lost championship to West Virginia. |
| 1958 | Won 2, Lost 0. | Defeated Ohio State and West Virginia for championship. |
| 1957 | Won 1, Lost 1. | Eliminated by West Virginia in first game. Defeated Minnesota for third place. |
| 1956 | Won 2, Lost 0. | Defeated Southern Methodist and Illinois for championship. |
| 1955 | Won 1, Lost 1. | Lost championship to Dayton. |
| 1954 | Won 2, Lost 0. | Defeated Utah and LaSalle for championship. |
| 1953 | Won 2, Lost 0. | Defeated Duke and LaSalle for championship. |

(For Dates, Sites and Scores See All-Time Record Section)

N.C.A.A. TOURNAMENT

(Record 24 Appearances—5 championships)

| | | |
|------|---------------------------------------|---|
| 1978 | NATIONAL CHAMPIONS. Won 5, Lost 0 | Defeated Duke for title. |
| 1977 | Won 2, Lost 1. | Lost to North Carolina in East Regional Finals. |
| 1975 | Won 4, Lost 1. | Lost to UCLA in Championship Game. |
| 1973 | Won 1, Lost 1. | Eliminated by Indiana in Mideast Regional Finals. |
| 1972 | Won 1, Lost 1. | Eliminated by Florida State in Mideast Regional Finals. |
| 1971 | Won 0, Lost 2. | Lost to Western Kentucky in Mideast Regional first game. |
| 1970 | Won 1, Lost 1. | Eliminated by Jacksonville in Mideast Regional finals. |
| 1969 | Won 1, Lost 1. | Lost to Marquette in Mideast Regional first game. |
| 1968 | Won 1, Lost 1. | Eliminated by Ohio State in Regional finals. |
| 1966 | Won 3, Lost 1. | Lost to Texas Western in championship game. |
| 1964 | Won 0, Lost 2. | Lost to Ohio University in Mideast Regional first game. |
| 1962 | Won 1, Lost 1. | Eliminated by Ohio State in Mideast Regional finals. |
| 1961 | Won 1, Lost 1. | Eliminated by Ohio State in Mideast Regional finals. |
| 1959 | Won 1, Lost 1. | Eliminated by Louisville in Mideast Regional first round. |
| 1958 | NATIONAL CHAMPIONS. Won 4, Lost 0. | Defeated Seattle for title. |
| 1957 | Won 1, Lost 1. | Eliminated by Michigan State in Midwest Regional finals. |
| 1956 | Won 1, Lost 1. | Eliminated by Iowa in Eastern Regional finals. |
| 1955 | Won 1, Lost 1. | Eliminated by Marquette in Eastern Regional first round. |
| 1954 | | Withdrew after winning automatic berth as SEC champion. |
| 1952 | Won 1, Lost 1. | Eliminated by St. Johns in Eastern Regional finals. |
| 1951 | NATIONAL CHAMPIONS. Won 4, Lost 0. | Defeated Kansas State for title. |
| 1949 | NATIONAL CHAMPIONS Won 3, Lost 0. | Defeated Oklahoma A&M for title. |
| 1948 | NATIONAL CHAMPIONS Won 3, Lost 0. | Defeated Baylor for title. |
| 1945 | Won 1, Lost 1. | Eliminated by Ohio State in first round. |
| 1942 | Won 1, Lost 1. | Eliminated by Dartmouth in second game. |

(For Dates, Sites and Scores See All-Time Record Section)

SUGAR BOWL TOURNAMENT

(Ten Appearances — Five Championships)

| | | |
|------|----------------|--|
| 1963 | Won 2, Lost 0. | Defeated Duke for championship. |
| 1956 | Won 2, Lost 0. | Defeated Houston for championship. |
| 1951 | Won 1, Lost 1. | Eliminated in finals by St. Louis. Defeated Syracuse in consolation game. |
| 1950 | Won 1, Lost 1. | Eliminated in first game by St. Louis. |
| 1949 | Won 2, Lost 0. | Defeated Bradley for championship. |
| 1948 | Won 1, Lost 1. | Eliminated in finals by St. Louis. |
| 1946 | Won 0, Lost 1. | Lost to Oklahoma A&M. |
| 1940 | Won 0, Lost 1. | Lost to Indiana. |
| 1939 | Won 1, Lost 0. | Defeated Ohio State for championship. |
| 1937 | Won 1, Lost 0. | Defeated Pittsburgh for championship. |

(For Dates, Sites and Scores See All-Time Record Section)

NATIONAL INVITATION TOURNAMENT (NIT)

(Seven Appearances — Two Championships)

| | | |
|------|----------------|--|
| 1979 | Won 0, Lost 1. | Eliminated in first game by Clemson |
| 1976 | Won 4, Lost 0. | Defeated UNCC for championship. |
| 1950 | Won 0, Lost 1. | Eliminated in first game by CCNY |
| 1949 | Won 0, Lost 1. | Eliminated in first game by Loyola (Chicago). |
| 1947 | Won 2, Lost 1. | Eliminated by Utah in third game. |
| 1946 | Won 3, Lost 0. | Defeated Rhode Island for championship. |
| 1944 | Won 2, Lost 1. | Eliminated by St. John's in second game. Defeated Oklahoma A&M in consolation game. |

(For Dates, Sites and Scores See All-Time Record Section)

SOUTHERN INTERCOLLEGIATE ATHLETIC ASSOCIATION (SIAA) TOURNAMENT

(Three Appearances — One Championship)

| | | |
|------|----------------|---|
| 1924 | Won 0, Lost 1. | Eliminated in first game by North Carolina. |
| 1922 | Won 1, Lost 1. | Eliminated in second game by Mercer. |
| 1921 | Won 4, Lost 0. | Defeated Georgia for championship. |

SOUTHERN CONFERENCE TOURNAMENT

(Seven Appearances — No Championships)*

| | | |
|------|----------------|--|
| 1932 | Won 1, Lost 1. | Eliminated in second game by North Carolina. |
| 1931 | Won 3, Lost 1. | Eliminated in finals by Maryland. *Kentucky joined Southeastern Conference in 1933. |
| 1930 | Won 2, Lost 1. | Eliminated in semi-finals by Duke. |
| 1929 | Won 1, Lost 1. | Eliminated in second game by Georgia. |
| 1928 | Won 2, Lost 1. | Eliminated in semi-finals by Mississippi. |
| 1926 | Won 2, Lost 1. | Eliminated in semi-finals by Miss A&M. |
| 1925 | Won 1, Lost 1. | Eliminated in second game by Georgia. |

OLYMPIC TRIALS TOURNAMENT

(One Appearance — Champions College Bracket)

| | | |
|------|----------------|---|
| 1948 | Won 2, Lost 1. | Qualified as NCAA Champion. Defeated Louisville and Baylor for championship College Bracket. Lost to AAU Champion Phillips Oilers in National Finals. |
|------|----------------|---|

OLYMPIC GAMES

(One Appearance—One World Championship)

- 1948 Won 8, Lost 0. Kentucky participated along with the Phillip Oilers as the United States' basketball entry. Defeated France for the championship.

SOUTHEASTERN CONFERENCE (SEC) TOURNAMENT

(Twenty Appearances—Record 13 Championships)*

- 1979 Won 3, Lost 1. Eliminated in finals by Tennessee.
1952 Won 4, Lost 0. Defeated Louisiana State for championship.
1951 Won 3, Lost 1. Eliminated in finals by Vanderbilt.
1950 Won 3, Lost 0. Defeated Tennessee for championship.
1949 Won 4, Lost 0. Defeated Tulane for championship.
1948 Won 4, Lost 0. Defeated Georgia Tech for championship.
1947 Won 4, Lost 0. Defeated Tulane for championship.
1946 Won 4, Lost 0. Defeated Louisiana State for championship.
1945 Won 4, Lost 0. Defeated Tennessee for championship.
1944 Won 3, Lost 0. Defeated Tulane for championship.
1943 Won 3, Lost 1. Eliminated in finals by Tennessee.
1942 Won 4, Lost 0. Defeated Alabama for championship.
1941 Won 3, Lost 1. Eliminated in finals by Tennessee.
1940 Won 3, Lost 0. Defeated Georgia for championship.
1939 Won 3, Lost 0. Defeated Tennessee for championship.
1938 Won 0, Lost 1. Eliminated in first game by Tulane.
1937 Won 3, Lost 0. Defeated Tennessee for championship.
1936 Won 1, Lost 1. Eliminated in second game by Tennessee.
1935 No Tournament Held.
1934 Won 0, Lost 1. Eliminated in first game by Florida.
1933 Won 4, Lost 0. Defeated Mississippi State for championship.

*Tournament resumed in 1979 for first time since 1952.

* * * * *

James Park, who coached the 1916 UK basketball team for athletic director J. J. Tigert, was a three-sport star at UK, earning letters in football, basketball and baseball. He scored five touchdowns rushing against Earlham in 1914 for a UK record that still stands. Park played major baseball after graduating from UK and later was a noted judge and attorney.

* * * * *

John Mauer, University of Kentucky basketball coach during the 1927-28, 1928-29, and 1929-30 seasons, played halfback at the University of Illinois in the same backfield with the immortal Red Grange and was a teammate of All-American guard Bernie E. Shively, who later became UK's athletic director. In basketball, Mauer was an All-Western Conference forward two years and captain of the Illinois team his senior year.

George Buchheit, who coached the Wildcats five seasons, from 1919 to 1924, was an All-Western end and star of the basketball and track teams at the University of Illinois.

FAME COMES TO THE WILDCATS

OLYMPIC GOLD MEDAL WINNERS

(With seven players winning the coveted medal for Olympic participation, the University of Kentucky leads the nation in honorees.)

| | | | |
|-------------------------|------|-------------------------|------|
| Wallace Jones | 1948 | Kenny Rollins | 1948 |
| Cliff Barker | 1948 | Billy Evans | 1956 |
| Ralph Beard | 1948 | Adrian Smith | 1960 |
| Alex Groza | 1948 | | |

PAN AMERICAN GOLD MEDAL WINNERS

| | | | |
|----------------------|------|---------------------|------|
| Rick Robey | 1975 | Kyle Macy | 1979 |
|----------------------|------|---------------------|------|

CHANDLER TROPHY

(Donated annually by Radio Station WVLK of Lexington in honor of A. B. (Happy) Chandler, two-time Governor of Kentucky and former Commissioner of Baseball. This trophy is awarded to the basketball player chosen by a secret committee as best exemplifying the qualities of leadership, scholarship, character and ability.)

| | | | |
|---------------------|------------------------------|----------------|----------------|
| 1979 | Kyle Macy | 1965 | Terry Mobley |
| 1978 | Kyle Macy | 1964 | Larry Conley |
| 1977 | Rick Robey | 1963 | Roy Roberts |
| 1976 | Jack Givens | 1962 | Larry Pursiful |
| 1975 | Jimmy Dan Conner | 1961 | Dick Parsons |
| 1974 | Bob Guyette | 1960 | Dick Parsons |
| 1973 | Kevin Grevey | 1959 | Johnny Cox |
| 1972 | Stan Key | 1958 | Vernon Hatton |
| 1971 | Larry Steele | 1957 | Ed Beck |
| 1970 | Dan Issel | 1956 | Bob Burrow |
| 1969 | Dan Issel | 1955 | Bill Evans |
| 1968(tie) | Thad Jaracz, Cliff Berger | 1954 | Frank Ramsey |
| 1967(tie) | Louie Dampier, Pat Riley | 1953 | Not awarded |
| 1966(tie) | Larry Conley, Tommy Kron | 1952 | Frank Ramsey |
| | | 1951 | Frank Ramsey |

JOE B. HALL TROPHY

(Donated by Joe B. Hall to UK's Best Varsity Free Throw Shooter)

| | | |
|----------------|-----------------------------|------------------|
| 1979 | Kyle Macy | 112 of 129—86.8% |
| 1978 | Kyle Macy | 115 of 129—89.2% |
| 1977 | Jack Givens | 94 of 113—83.2% |
| 1976 | Jack Givens | 116 of 140—82.9% |
| 1975 | Rick Robey | 51 of 63—81.0% |
| 1974 | Kevin Grevey | 83 of 100—83.0% |
| 1973 | Steve Lochmueller | 33 of 38—86.8% |

ADOLPH F. RUPP TROPHY

(Donated by Adolph Rupp to UK's Best Varsity Free Throw Shooter—Retired in 1972)

| | | |
|------|---------------------|-----------------|
| 1972 | Ronnie Lyons (G) | 70 of 80—87.5% |
| 1971 | Kent Hollenbeck (G) | 82 of 93—88.2% |
| 1970 | Larry Steele (F) | 45 of 49—91.8% |
| 1969 | Phil Argento (G) | 47 of 61—77.0% |
| 1968 | Mike Casey (G) | 79 of 96—82.3% |
| 1967 | Louie Dampier (G) | 99 of 119—87.2% |
| 1966 | Tommy Kron (G) | 57 of 67—85.1% |
| 1965 | Louie Dampier (G) | 84 of 100—84.0% |
| 1964 | Tommy Kron (G) | 28 of 34—82.3% |
| 1963 | Scotty Baesler (G) | 59 of 69—85.5% |
| 1962 | Larry Pursiful (G) | 89 of 109—81.6% |

KENTUCKY CENTRAL INSURANCE COMPANIES TROPHY

(Given annually by Kentucky Central, Lexington, to the player chosen by a secret committee as most valuable to his team.)

| | | | |
|------------|-------------------------------|------------|------------------------------|
| 1979 | Kyle Macy | 1969 | Dan Issel |
| 1978 (tie) | Jack Givens, Rick Robey | 1968 | Mike Casey |
| 1977 | Jack Givens | 1967 (tie) | Louie Dampier, Pat Riley |
| 1976 (tie) | Jack Givens, Mike Phillips | 1966 (tie) | Pat Riley, Louie Dampier |
| 1975 | Kevin Grevey | 1965 | Pat Riley |
| 1974 | Kevin Grevey | 1964 (tie) | Cotton Nash, Larry Conley |
| 1973 | Jim Andrews | 1963 | Ted Deeken |
| 1972 | Tom Parker | 1962 | Cotton Nash |
| 1971 | Larry Steele | | |
| 1970 (tie) | Dan Issel, Mike Pratt | | |

FRANK SEALE AWARD

(Presented by Athletics Alumnus Frank Seale to Outstanding Senior)

| | |
|------------|--------------------------|
| 1979 | Truman Claytor |
| 1978 (tie) | Jack Givens, Rick Robey |
| 1977 | Larry Johnson |
| 1976 | Reggie Warford |
| 1975 | Kevin Grevey |
| 1974 | Ronnie Lyons |
| 1973 | Jim Andrews |
| 1972 | Tom Parker |
| 1971 | Mike Casey |
| 1970 | Dan Issel |
| 1969 | Phil Argento |
| 1968 | Thad Jaracz |
| 1967 (tie) | Louie Dampier, Pat Riley |
| 1966 (tie) | Larry Conley, Tommy Kron |
| 1965 | John Adams |

HARRY C. LANCASTER AWARD

(Presented by Dawahare's of Kentucky to Varsity Starter Committing Fewest Turnovers for Time Played)

| | |
|------|---------------------|
| 1979 | Kyle Macy (63) |
| 1978 | Jack Givens (52) |
| 1977 | Jack Givens (53) |
| 1976 | Reggie Warford (46) |
| 1975 | Bob Guyette (50) |
| 1974 | Ronnie Lyons (37) |
| 1973 | Ronnie Lyons (46) |

FIRST SECURITY BANK AWARD

(Given by First Security National Bank To Leading Varsity Rebounder)

| | |
|------|----------------------|
| 1979 | LaVon Williams (213) |
| 1978 | Rick Robey (261) |
| 1977 | Rick Robey (273) |
| 1976 | Mike Phillips (295) |
| 1975 | Rick Robey (214) |
| 1974 | Bob Guyette (205) |
| 1973 | Jim Andrews (348) |
| 1972 | Jim Andrews (315) |
| 1971 | Tom Payne (283) |
| 1970 | Dan Issel (369) |
| 1969 | Dan Issel (321) |
| 1968 | Dan Issel (428) |
| 1967 | Thad Jaracz (215) |
| 1966 | Pat Riley (259) |
| 1965 | John Adams (214) |

K-MEN'S SCHOLASTIC AWARD

(Given by K-Men's Association in Memory of Sam Huey to the Team's Top Scholar Athlete Over Four-Year Period)

| | |
|------|----------------|
| 1979 | Dwane Casey |
| 1978 | Jack Givens |
| 1977 | Merion Haskins |
| 1976 | Reggie Warford |
| 1975 | Bob Guyette |
| 1974 | Ray Edelman |
| 1974 | Dan Perry |
| 1972 | Tom Parker |
| 1971 | Jim Dinwiddie |
| 1970 | Dan Issel |
| 1969 | Phil Argento |
| 1968 | Cliff Berger |
| 1967 | Louie Dampier |
| 1966 | Tommy Kron |

CLAUDE SULLIVAN MEMORIAL AWARD

(Presented by the Committee of 101 to the Varsity Leader in Assists)

| | |
|-----------|------------------------------------|
| 1979 | Kyle Macy (129) |
| 1978 | Kyle Macy (178) |
| 1977 | Larry Johnson (143) |
| 1976 | Larry Johnson (98) |
| 1975(tie) | Jimmy Dan Conner, Mike Flynn (106) |
| 1974 | Mike Flynn (83) |
| 1973 | Jimmy Dan Conner (83) |
| 1972 | Stan Key (89) |
| 1971 | Larry Steele (93) |
| 1970 | Mike Pratt (99) |
| 1969 | Mike Casey (129) |
| 1968 | Mike Pratt (82) |
| 1967 | Pat Riley (68) |
| 1966 | Larry Conley (100) |

CENTRAL KENTUCKY NEWS CO. AWARD

(Presented by Stephen F. Rardin to Outstanding Varsity Defensive Player)

| | |
|------|----------------|
| 1979 | Truman Claytor |
| 1978 | Truman Claytor |
| 1977 | Larry Johnson |
| 1976 | Larry Johnson |
| 1975 | Mike Flynn |
| 1974 | Larry Johnson |
| 1973 | Mike Flynn |

KIWANIS 110 PERCENTER AWARD

(Given annually by the Kiwanis Clubs of Lexington to the player demonstrating effort beyond the call of duty.)

| | |
|-----------|------------------------------------|
| 1979(tie) | Dwight Anderson, LaVon Williams |
| 1978 | Dwane Casey |
| 1977 | Larry Johnson |
| 1976 | Reggie Warford |
| 1975 | Larry Johnson |
| 1974 | Jerry Hale |
| 1973 | Ronnie Lyons |
| 1972 | Larry Stamper |
| 1971 | Larry Steele |
| 1970 | Coach Adolph Rupp |
| 1969 | Mike Pratt |
| 1968 | Mike Casey |
| 1967 | Brad Bounds |
| 1966 | Larry Conley |
| 1965 | Pat Riley |
| 1964 | Larry Conley |

JAYCEES FRESHMAN LEADERSHIP AWARD

(Presented by Lexington Junior Chamber of Commerce to Freshman Chosen for Leadership on and off the Court.)

| | |
|------|------------------|
| 1979 | Chuck Verderber |
| 1978 | Fred Cowan |
| 1977 | Tim Stephens |
| 1976 | Dwane Casey |
| 1975 | Rick Robey |
| 1974 | Merion Haskins |
| 1973 | Reggie Warford |
| 1972 | Jimmy Dan Conner |
| 1971 | Ronnie Lyons |
| 1970 | Doug Flynn |
| 1969 | Randy Noll |
| 1968 | Greg Starrick |
| 1967 | Dan Issel |
| 1966 | Phil Argento |
| 1965 | Jim LeMaster |

TENNESSEE CLUB SEC AWARDS

| | | | |
|------|------------------------|------|--------------------------|
| 1970 | Dan Issel, Rebounder | 1967 | Louie Dampier, Shooter |
| 1968 | Cliff Berger, Academic | 1967 | Pat Riley, Sportsmanship |

SHIVELY MEMORIAL PLAQUE

(Presented by Notre Dame University in Memory of the late UK Athletic Director, Bernie Shively, to Most Valuable Player in Kentucky-Notre Dame Game.)

| | |
|------|--|
| 1978 | Dwight Anderson (Kentucky) |
| 1977 | Kyle Macy (Kentucky) |
| 1976 | Jack Givens (Kentucky) |
| 1975 | Truman Claytor (Kentucky), Adrian Dantley (Notre Dame) |
| 1974 | Larry Johnson (Kentucky) |
| 1973 | John Shumate (Notre Dame) |
| 1972 | Jim Andrews (Kentucky) |
| 1971 | Tom Parker (Kentucky) |
| 1970 | Austin Carr (Notre Dame) |
| 1969 | Mike Pratt (Kentucky) |
| 1968 | Phil Argento (Kentucky) |
| 1967 | Mike Casey (Kentucky) |

NAISMITH BASKETBALL HALL OF FAME

| | |
|------|----------------------|
| 1978 | Cliff Hagan (Player) |
| 1969 | Adolph Rupp (Coach) |

* * * * *

Basil Hayden, who became the University of Kentucky's first basketball All-American in 1921, coached the Wildcats during the 1926-27 season, becoming the first UK alumnus to return as coach. Forty-six years later, Joe B. Hall, who was on the 1948-49 UK squad, became the second alumnus coach at UK.

UNIVERSITY OF KENTUCKY ALL-AMERICANS

(29 Players Chosen 45 Times)


*Consensus; + Second Team Consensus



BASIL HAYDEN
Forward—1921
Paris High School
Paris, Ky.




BURGESS CAREY
Guard—1925
Lexington Senior High School
Lexington, Ky.



CAREY SPICER
Forward—1929, 30
Lexington Senior High School
Lexington, Ky.



PAUL McBRAYER
Guard—1930
Kavanaugh High School
Lawrenceburg, Ky.




FOREST SALE
Center-Forward—1932, 33
Harrodsburg High School
Harrodsburg, Ky.




ELLIS JOHNSON
Guard—1933
Ashland High School
Ashland, Ky.



JOHN DeMOISEY
Center—1934
Walton High School
Walton, Ky.




LeROY EDWARDS
Center—1935
Tech High School
Indianapolis, Ind.




BERNARD OPPER
Guard—1939
Morris High School
New York, N.Y.



LEE HUBER
Guard—1940, 41
St. Xavier High School
Louisville, Ky.



BOB BRANNUM
Center—1944
Winfield High School
Winfield, Kan.



JACK PARKINSON
Guard—1946
Yorktown High School
Yorktown, Ind.




RALPH BEARD
Guard—1947, 48*, 49*
Male High School
Louisville, Ky.




ALEX GROZA
Center—1947, 48+, 49*
Martins Ferry High School
Martins Ferry, Ohio




WALLACE JONES
Forward—1949 +
Harlan High School
Harlan, Ky.



BILL SPIVEY
Center—1951*
Warner Robbins High School
Warner Robbins, Ga.




CLIFF HAGAN
Center—1952*, 54*
Owensboro High School
Owensboro, Ky.




FRANK RAMSEY
Guard—1952, 54 +
Madisonville High School
Madisonville, Ky.




BOB BURROW
Center—1956 +
Wells High School
Wells, Texas




VERNON HATTON
Guard—1958
Lafayette High School
Lexington, Ky.




JOHNNY COX
Forward—1959*
Hazard High School
Hazard, Ky.




COTTON NASH
Center-Forward—1962 +, 63 +, 64*
Lake Charles High School
Lake Charles, La.



PAT RILEY
Forward—1966
Linton High School
Schenectady, N.Y.



LOUIE DAMPIER
Guard—1966 +
Southport High School
Indianapolis, Ind.



DAN ISSEL
Center—1969, 70*
Batavia High School
Batavia, Ill.




KEVIN GREVEY
Forward—1974, 75
Taft High School
Hamilton, Ohio



JACK GIVENS
Forward—1976, 77, 78
Bryan Station High School
Lexington, Ky.



RICK ROBEY
Forward-Center—1977, 78
Brother Martin High School
New Orleans, La.



KYLE MACY
Guard—1979
Peru High School
Peru, Ind.

Ellis
Fo
Jon
Bill
Lerc
Dav
Ralp
War
Bern
Lay
Lee
Jam
Mar
Erm
Mel
Bob
Jack
Jack
Ken
Ralp
Wal
Joe
Alex
Ken
Jim
Bill
Wal
She

*Ale
Bill
She
Ver
Job
*

Larr
*Ale
Bill
Bob
Gay
Ver
Joh
Bill
Cott
*Ch

ALL-SOUTHEASTERN CONFERENCE

(56 Players Chosen 102 Times)

| | | | |
|--------------------------------|---------------------|------------------------------|----------------|
| Ellis Johnson (G) | 1933 | Bobby Watson (G) | 1951, '52 |
| Forest Sale (C) | 1933 | Frank Ramsey (G) | 1951, '52, '54 |
| John DeMoisey (F) | 1933, '34 | Cliff Hagan (C) | 1952, '54 |
| Bill Davis (G) | 1934 | Bill Evans (G-F) | 1955 |
| Leroy Edwards (C) | 1935 | Bob Burrow (C) | 1955, '56 |
| Dave Lawrence (F) | 1935 | Johnny Cox (F) | 1957, '58, '59 |
| Ralph Carlisle (F) | 1936, '37 | Vernon Hatton (G) | 1958 |
| Warfield Donohue (G) | 1937 | Don Mills (C) | 1960 |
| Bernie Oppen (G) | 1938, '39 | Bill Lickert (F-G) | 1959, '60, '61 |
| Layton Rouse (G) | 1940 | Larry Pursiful (G) | 1962 |
| Lee Huber (G) | 1941 | Cotton Nash (C-F) | 1962, '63, '64 |
| James King (C) | 1941 | Ted Deeken (F) | 1964 |
| Marvin Akers (F) | 1941, '43 | Tommy Kron (G) | 1965, '66 |
| Ermal Allen (F) | 1942 | Pat Riley (F) | 1965, '66 |
| Melvin Brewer (C) | 1943 | Thad Jaracz (C-F) | 1966 |
| Bob Brannum (C) | 1944 | Larry Conley (F) | 1966 |
| Jack Parkinson (G) | 1944, '45, '46 | Louie Dampier (G) | 1965, '66, '67 |
| Jack Tingle (F) | 1944, '45, '46, '47 | Mike Casey (G) | 1968, '69, '71 |
| Kenton Campbell (C) | 1945 | Dan Issel (C) | 1968, '69, '70 |
| Ralph Beard (G) | 1946, '47, '48, '49 | Mike Pratt (F) | 1969, '70 |
| Wallace Jones (F) | 1946, '47, '48, '49 | Larry Steele (F) | 1971 |
| Joe Holland (F) | 1947 | Tom Parker (F) | 1971, '72 |
| Alex Groza (C) | 1948, '49 | Tom Payne (C) | 1971 |
| Kenny Rollins (G) | 1947, '48 | Jim Andrews (C) | 1972, '73 |
| Jim Line (F) | 1950 | Kevin Grevey (F) | 1973, '74, '75 |
| Bill Spivey (C) | 1950, '51 | Jack Givens (F) | 1976, '77, '78 |
| Walt Hirsch (F) | 1951 | Rick Robey (F) | 1977, '78 |
| Shelby Linville (F) | 1951 | Kyle Macy (G) | 1978, '79 |

ALL-NCAA TOURNAMENT

| | | | |
|-------------------------------|-----------|-----------------------------|------|
| *Alex Groza (C) | 1948, '49 | Pat Riley (F) | 1966 |
| Bill Spivey (C) | 1951 | Louie Dampier (G) | 1966 |
| Shelby Linville (F) | 1951 | Kevin Grevey (F) | 1975 |
| Vernon Hatton (G) | 1958 | *Jack Givens (F) | 1978 |
| Johnny Cox (F) | 1958 | Rick Robey (F) | 1978 |

*Chosen Most Valuable Player

(REGIONAL)

| | | | |
|-------------------------------|----------------|--------------------------------|----------------|
| Larry Pursiful (G) | 1962 | *Pat Riley (F) | 1966 |
| *Alex Groza (C) | 1948, '49 | Louie Dampier (G) | 1966 |
| Bill Spivey (C) | 1951 | Mike Casey (G) | 1968 |
| Bob Burrow (C) | 1955, '56 | Dan Issel (C) | 1968, '69, '70 |
| Gayle Rose | 1955 | Jim Andrews (C) | 1972, '73 |
| Vernon Hatton (G) | 1958 | Mike Flynn (G) | 1975 |
| Johnny Cox (F) | 1957, '58, '59 | Jimmy Dan Conner (G) | 1975 |
| Bill Lickert (F) | 1961 | Jack Givens (F) | 1977, '78 |
| Cotton Nash (C-F) | 1962 | Mike Phillips (C) | 1978 |
| *Chosen Most Valuable Player. | | *Kyle Macy (G) | 1978 |

KENTUCKY ACADEMIC ALL-AMERICANS

| | | |
|------------------------|---------------|---------|
| Louie Dampier | Guard | 1966-67 |
| Dan Issel | Center | 1970 |
| Mike Pratt | Forward | 1970 |
| Mike Casey | Guard | 1971 |
| Bob Guyette | Forward | 1975 |
| Jimmy Dan Conner | Guard | 1975 |
| Kyle Macy | Guard | 1979 |

ALL-SOUTHERN CONFERENCE

| | | | |
|--------------------------|----------|---------------------------|------|
| Paul Jenkins (G) | 1926 | George Yates (G) | 1931 |
| Carey Spicer (G) | 1929-'31 | Ellis Johnson (C-F) | 1932 |
| Louis McGinnis (F) | 1931 | | |

WILDCAT TRAVEL HEADQUARTERS — 1978-79

| Game | Site | Headquarters | Telephone |
|-------------------|--------------------|---------------------------|--------------|
| Duke | Springfield, Mass. | Holiday Inn-Downtown | 413 781-0900 |
| Alaska Shootout | Anchorage | Sheraton | 907 276-8700 |
| Kansas | Lawrence | Holiday Inn | 913 843-9100 |
| Georgia | Atlanta | No.1 Omni International | 404 659-0000 |
| Notre Dame | Louisville | Executive Inn, East | 502 367-6161 |
| Tennessee | Knoxville | Hyatt Regency | 615 637-1234 |
| Mississippi | Oxford | Holiday Inn | 601 234-3031 |
| Florida | Gainesville | Gainesville Hilton | 904 377-4000 |
| Mississippi State | Starkville | Holiday Inn | 601 323-6161 |
| Auburn | Auburn | Holiday Inn—Opelika No. 2 | 205 745-6331 |
| Alabama | Tuscaloosa | Holiday Inn—South | 205 553-1550 |
| Vanderbilt | Nashville | Hyatt Regency | 615 259-1234 |
| Nevada, Las Vegas | Las Vegas | Las Vegas Hilton | 702 732-5111 |
| Louisiana State | Baton Rouge | Baton Rouge Hilton | 504 924-5000 |
| SEC Tournament | Birmingham | Hyatt House | 205 251-2221 |

Basketball Trivia—Who are the top two career scorers in the now defunct American Basketball Association (ABA) (1967-76)? Answer: Two former Kentucky All-Americans! The leader is Louie Dampier, who scored 13,726 points, average of 18.9 in nine years with the Kentucky Colonels, and second, Dan Issel, who scored 12,823 points, average of 25.6 (3rd best) in six-years with the Kentucky Colonels and Denver Nuggets.

KENTUCKY BASKETBALL MODERN RECORD

1945-46 SEASON

Won 28, Lost 2 NIT Champions
 SEC Champions (Tournament)
 — Leading Scorers —
 Jack Parkinson (6-0 Jr. G) 11.3
 Wallace Jones (6-4 Fr. F) 9.7
 Ralph Beard (5-10 1/2 Fr. G) 9.3
 Jack Tingle (6-3 Jr. F) 9.2
 Wilbur Schu (6-4 Sr. F) 7.7

1946-47 SEASON

Won 34, Lost 3 NIT Runner-up
 SEC Champions (Tournament)
 — Leading Scorers —
 Alex Groza (6-7 Fr. C-F) 393 Pts.*
 Ralph Beard (5-10 1/2 Soph G) 392 Pts.
 Kenneth Rollins (6-0 Jr. G) 310 Pts.
 Joe Holland (6-4 Sr. F) 224 Pts.
 Wallace Jones (6-4 Soph. C) 217 Pts.
 *No record of number of games played by
 each man. Averages cannot be determined.

1947-48 SEASON — Won 36, Lost 3

World Champions (Olympic Games)
 SEC Champions (Tournament)
 National Champions
 (NCAA Tournament)
 — Leading Scorers —
 Alex Groza (6-7 Jr. C) 12.5
 (488 TP in 39 Games)
 Ralph Beard (5-10 1/2 Jr. G) 12.5
 (476 TP in 38 Games)
 Wallace Jones (6-4 Jr. F-C) 9.3
 James Line (6-2 Soph. F) 6.9
 Kenneth Rollins (6-0 Sr. G) 6.6

1948-49 SEASON — Won 32, Lost 2

National Champions
 (NCAA Tournament)
 SEC Champions (Tournament)
 Ranked 1st Nationally AP
 Runner-up Sugar Bowl
 Loser NIT in Attempted "Grand Slam"
 — Leading Scorers —
 Alex Groza (6-7 Sr. C) 20.5
 Ralph Beard (5-10 1/2 Sr. G) 10.8
 Wallace Jones (6-4 Sr. F-C) 9.6
 Cliff Barker (6-2 Sr. G-F) 7.3
 Dale Barnstable (6-3 Jr. F-G) 6.1

1949-50 SEASON — Won 25, Lost 5

SEC Champions (Tournament)
 Sugar Bowl Champions
 NIT Participant (0-1)
 Ranked 3rd Nationally AP
 — Leading Scorers —
 Bill Spivey (7-0 Soph. C) 19.3
 Jim Line (6-2 Sr. F) 13.1
 Walt Hirsch (6-4 Jr. F) 9.9
 Bobby Watson (5-10 Soph. G) 7.5
 Dale Barnstable (6-3 Sr. G) 5.9

1950-51 SEASON — Won 32, Lost 2

National Champions
 (NCAA Tournament)
 SEC Champions
 Ranked 1st Nationally AP-UP
 Third Sugar Bowl Tournament
 — Leading Scorers —
 Bill Spivey (7-0 Jr. C) 19.2
 Shelby Linville (6-5 Jr. F) 10.4
 Bobby Watson (5-10 Jr. G) 10.4
 Frank Ramsey (6-3 Soph. G) 10.1
 Walt Hirsch (6-3 Sr. F) 9.1

1951-52 SEASON — Won 29, Lost 3

Ranked 1st Nationally AP-UP
 SEC Championship (14-0)
 NCAA Tournament Participant (1-1)
 Runner-up Sugar Bowl
 — Leading Scorers —
 Cliff Hagan (6-4 Jr. C) 21.6
 Frank Ramsey (6-3 Jr. G) 15.9
 Bobby Watson (5-10 Sr. G) 13.1
 Lou Tsioropoulos (6-5 Jr. F) 7.9
 Lucian Whitaker (6-0 Sr. F) 7.8

1952-53 SEASON

(No Schedule Played)

1953-54 SEASON — Won 25, Lost 0

Ranked 1st Nationally AP, 2nd UPI
 UKIT Champions
 SEC Champions (14-0)
 Declined NCAA Berth
 — Leading Scorers —
 Cliff Hagan (6-4 Sr. C) 24.0
 Frank Ramsey (6-3 Sr. G) 19.6
 Lou Tsioropoulos (6-5 Sr. F) 14.5

| | |
|-----------------------------------|-----|
| Billy Evans (6-1 Jr. F) | 8.4 |
| Gayle Rose (6-0 Jr. G) | 6.7 |

1954-55 SEASON — Won 23, Lost 3

NCAA Tournament Participant (1-1)
 UKIT Champions
 SEC Champions (12-2)
 Ranked 2nd Nationally AP, UPI

— Leading Scorers —

| | |
|---|-------|
| Bob Burrow (6-7 Jr. C) | 19.0 |
| Billy Evans (6-1 Sr. G) | 13.9 |
| Jerry Bird (6-6 Jr. F) | 10.7 |
| Phil Grawemeyer (6-7 1/2 Jr. F) | 13.0* |
| Gayle Rose (6-0 Sr. G) | 7.4 |

*Grawemeyer ranked 4th in total points with 260 in 20 games. Broke leg against De Paul and missed last six games.

1955-56 SEASON — Won 20, Lost 6

Ranked 9th Nationally AP
 Second SEC (12-2)
 NCAA Tournament Participant (1-1)
 UKIT Runner-up

— Leading Scorers —

| | |
|---|------|
| Bob Burrow (6-7 Sr. C) | 21.1 |
| Jerry Bird (6-6 Sr. F) | 16.2 |
| Vernon Hatton (6-3 Soph. G) | 13.3 |
| Gerry Calvert (5-11 Jr. G) | 11.2 |
| Phil Grawemeyer (6-7 1/2 Sr. F) | 8.4 |

1956-57 SEASON — Won 23, Lost 5

Ranked 3rd Nationally AP, UPI
 UKIT Champions
 SEC Champions (12-2)
 Sugar Bowl Champions
 NCAA Tournament Participant (1-1)

— Leading Scorers —

| | |
|--------------------------------------|------|
| Johnny Cox (6-4 Soph. F) | 19.4 |
| Gerry Calvert (5-11 Sr. G) | 15.2 |
| Vernon Hatton (6-3 Jr. G) | 14.8 |
| John Crigler (6-3 Jr. F) | 10.3 |
| Ed Beck (6-7 Jr. C) | 9.5 |

1957-58 SEASON — Won 23, Lost 6

National Champions
 (NCAA Tournament)
 SEC Champions (12-2)
 Ranked 9th Nationally AP, 14th UPI
 UKIT Participant (1-1)

— Leading Scorers —

| | |
|-------------------------------------|------|
| Vernon Hatton (6-3 Sr. G) | 17.1 |
|-------------------------------------|------|

| | |
|------------------------------------|------|
| Johnny Cox (6-4 Jr. F) | 14.9 |
| John Crigler (6-3 Sr. F) | 13.6 |
| Adrian Smith (6-0 Sr. G) | 12.4 |
| Ed Beck (6-7 Sr. C) | 5.6 |

1958-59 SEASON — Won 24, Lost 3

NCAA Tournament Participant (1-1)
 UKIT Champions
 Second SEC (12-2)
 Ranked 2nd Nationally

— Leading Scorers —

| | |
|---|------|
| Johnny Cox (6-4 Sr. F) | 17.9 |
| Billy Ray Lickert (6-3 Soph. G) | 13.5 |
| Bennie Coffman (6-0 Jr. G) | 10.7 |
| Don Mills (6-6 Jr. C) | 10.5 |
| Sid Cohen (6-1 Jr. G) | 8.1 |
| Dickie Parsons (5-10 Soph. G) | 8.0 |

1959-60 SEASON — Won 19, Lost 7

Third SEC (10-4) UKIT Runner-up

— Leading Scorers —

| | |
|---|------|
| Billy Ray Lickert (6-3 Jr. F-G) | 14.4 |
| Don Mills (6-6 Sr. C-F) | 12.7 |
| Sid Cohen (6-1 Sr. G) | 10.7 |
| Bennie Coffman (6-0 Sr. G) | 10.2 |
| Ned Jennings (6-9 Jr. C) | 8.8 |

1960-61 SEASON — Won 19, Lost 9

NCAA Tournament Participant (1-1)
 UKIT Runner-up
 Second SEC (10-4)
 Ranked 18th Nationally UPI

— Leading Scorers —

| | |
|---|------|
| Billy Ray Lickert (6-3 Sr. F-G) | 16.0 |
| Roger Newman (6-4 Sr. F-G) | 14.1 |
| Larry Pursiful (6-1 Jr. G) | 13.4 |
| Ned Jennings (6-9 Sr. C) | 11.5 |
| Carrol Burchett (6-4 Jr. F-C) | 5.1 |

1961-62 SEASON

Won 23, Lost 3 UKIT Champions
 SEC Co-Champions (13-1)
 NCAA Tournament Participant (1-1)
 Ranked 3rd Nationally AP, UPI

— Leading Scorers —

| | |
|---|------|
| Cotton Nash (6-5 Soph. C-F) | 23.4 |
| Larry Pursiful (6-1 Sr. G) | 19.1 |
| Carrol Burchett (6-4 Sr. C-F) | 11.2 |
| Scotty Baesler (6-0 Jr. G) | 10.9 |
| Roy Roberts (6-4 Jr. F) | 7.0 |

1962-63 SEASON — Won 16, Lost 9

Fifth SEC (8-6) UKIT Champions

— Leading Scorers —

| | |
|---|------|
| Cotton Nash (6-5 Jr. F-C) | 20.6 |
| *Charles Ishmael (6-5 Jr. G) | 11.1 |
| Ted Deeken (6-3 1/2 Jr. F) | 9.8 |
| Scotty Baesler (5-11 1/2 Sr. G) | 9.7 |
| Roy Roberts (6-4 Sr. F) | 9.0 |
| *Ineligible second semester | |

1963-64 SEASON — Won 21, Lost 6

UKIT and Sugar Bowl Champions
SEC Champions (11-3)
Ranked 3rd UPI, 4th AP Nationally
NCAA Tournament Participant (0-2)

— Leading Scorers —

| | |
|--|------|
| Cotton Nash (6-5 Sr. C-F) | 24.0 |
| Ted Deeken (6-3 1/2 Sr. F) | 18.5 |
| Larry Conley (6-3 Soph. F-C) | 12.2 |
| Terry Mobley (6-2 1/2 Jr. G) | 9.4 |
| Randy Embry (5-11 Jr. G) | 7.2 |

1964-65 SEASON — Won 15, Lost 10

5th SEC (10-6) Unranked in Polls
UKIT Runner-up

— Leading Scorers —

| | |
|---------------------------------------|------|
| Louie Dampier (6-0 Soph. G) | 17.0 |
| Pat Riley (6-4 Soph. F) | 15.0 |
| Tommy Kron (6-5 Jr. G-F) | 12.3 |
| John Adams (6-7 Sr. C) | 11.8 |
| Larry Conley (6-3 Jr. F) | 11.6 |

1965-66 SEASON — Won 27, Lost 2

SEC Champions (15-1) UKIT Champions
Ranked First Nationally in Polls
National Runner-up in NCAA

— Leading Scorers —

| | |
|-------------------------------------|------|
| Pat Riley (6-4 Jr. F) | 21.9 |
| Louie Dampier (6-0 Jr. G) | 21.1 |
| Thad Jaracz (6-5 Soph. C) | 13.2 |
| Larry Conley (6-3 Sr. F) | 11.5 |
| Tommy Kron (6-5 Sr. G) | 10.2 |

1966-67 SEASON

Won 13, Lost 13 (Worst under Rupp)
Tied 5th SEC (8-10) Unranked in Polls
UKIT Champions

— Leading Scorers —

| | |
|--------------------------------------|------|
| Louie Dampier (6-0 Sr. G) | 20.6 |
| Pat Riley (6-3 Sr. F) | 17.4 |
| Thad Jaracz (6-5 Jr. C-F) | 11.3 |
| Cliff Berger (6-8 Jr. C) | 11.3 |
| Phil Argento (6-0 Soph. G) | 5.2 |

1967-68 SEASON

Won 22, Lost 5 Ranked 4th in Polls
SEC Champions (15-3)
UKIT Champions

— Leading Scorers —

| | |
|------------------------------------|------|
| Mike Casey (6-4 Soph. G) | 20.1 |
| Dan Issel (6-8 Soph. C) | 16.4 |
| Mike Pratt (6-4 Soph. F) | 14.1 |
| Thad Jaracz (6-5 Sr. F) | 11.3 |
| Phil Argento (6-2 Jr. G) | 12.3 |

1968-69 SEASON

Won 23, Lost 5 Ranked 7th in Polls
SEC Champions (16-2)
UKIT Champions

— Leading Scorers —

| | |
|--------------------------------------|------|
| Dan Issel (6-8 Jr. C) | 26.6 |
| Mike Casey (6-4 Jr. G) | 19.1 |
| Mike Pratt (6-4 Jr. F) | 16.9 |
| Phil Argento (6-2 Sr. G) | 10.0 |
| Larry Steele (6-5 Soph. F) | 8.6 |

1969-70 SEASON — Won 26, Lost 2

SEC Champions (17-1)
UKIT Champions
Ranked First Nationally in Polls

— Leading Scorers —

| | |
|------------------------------------|------|
| Dan Issel (6-8 Sr. C) | 33.9 |
| Mike Pratt (6-4 Sr. F) | 19.3 |
| Tom Parker (6-6 Soph. F) | 10.4 |
| Larry Steele (6-5 Jr. F) | 9.8 |
| Terry Mills (6-2 Jr. G) | 9.1 |

1970-71 SEASON — Won 22, Lost 6

SEC Champions (16-2)
UKIT Runner-up
Ranked 10th AP

— Leading Scorers —

| | |
|---------------------------------------|------|
| Tom Parker (6-7 Jr. F) | 17.6 |
| Mike Casey (6-4 Sr. G) | 17.0 |
| Tom Payne (7-2 So. C) | 16.9 |
| Kent Hollenbeck (6-4 Jr. G) | 14.0 |
| Larry Steele (6-5 Sr. F) | 13.1 |

1971-72 SEASON — Won 21, Lost 7

SEC Champions (14-4)
UKIT Champions
Ranked 14th UPI and 18th AP

— Leading Scorers —

| | |
|------------------------------------|------|
| Jim Andrews (6-11 Jr. C) | 21.5 |
| Tom Parker (6-7 Sr. F) | 18.0 |

| | |
|-------------------------------------|------|
| Ronnie Lyons (5-10 So. G) | 13.2 |
| Stan Key (6-3 Sr. G) | 12.5 |
| Larry Stamper (6-6 Jr. F) | 10.3 |

1972-73 SEASON — Won 20, Lost 8

SEC Champions (14-4)

UKIT Champions

Ranked 15th UPI and 17th AP

— Leading Scorers —

| | |
|--|------|
| Jim Andrews (6-11 Sr. C) | 20.1 |
| Kevin Grevey (6-5 So. F) | 18.7 |
| Jimmy Dan Conner (6-4 So. G-F) | 11.2 |
| Ronnie Lyons (5-10 Jr. G) | 9.2 |
| Mike Flynn (6-3 So. G) | 9.1 |

1973-74 SEASON — Won 13, Lost 13

UKIT Champions

Tied 4th SEC (9-9) Unranked in Polls

— Leading Scorers —

| | |
|--|------|
| Kevin Grevey (6-5 Jr. F) | 21.9 |
| Bob Guyette (6-9 Jr. C) | 12.7 |
| Jimmy Dan Conner (6-4 Jr. F-G) | 12.0 |
| Mike Flynn (6-3 Jr. G) | 11.5 |
| Ronnie Lyons (5-10 Sr. G) | 7.8 |

1974-75 SEASON — Won 26, Lost 5

SEC Co-Champions (15-3)

UKIT Champions

National Runner-UP in NCAA

Ranked 2nd AP and 4th UPI

— Leading Scorers —

| | |
|--|------|
| Kevin Grevey (6-5 Sr. F) | 23.6 |
| Jimmy Dan Conner (6-4 Sr. G) | 12.4 |
| Rick Robey (6-10 Fr. C) | 10.4 |
| Jack Givens (6-4 Fr. F) | 9.4 |
| Mike Flynn (6-3 Sr. G) | 9.0 |
| Bob Guyette (6-9 Sr. F) | 8.6 |

1975-76 SEASON — Won 20, Lost 10

UKIT Champions NIT Champions

Tied 4th SEC (11-7) Unranked in Polls

— Leading Scorers —

| | |
|-----------------------------------|------|
| Jack Givens (6-4 So. F) | 20.1 |
|-----------------------------------|------|

| | |
|--------------------------------------|------|
| Mike Phillips (6-10 So. C) | 15.6 |
| Larry Johnson (6-2 Jr. G) | 11.2 |
| James Lee (6-5 So. F) | 9.3 |
| Rick Robey (6-10 So. C-F)* | 15.6 |
| Reggie Warford (6-1 Sr. G) | 6.5 |

* Played in 12 Games

1976-77 SEASON — Won 26, Lost 4

SEC Co-Champions (16-2)

Ranked 6th AP, 5th UPI

— Leading Scorers —

| | |
|--------------------------------------|------|
| Jack Givens (6-4 Jr. F) | 18.9 |
| Rick Robey (6-10 Jr. F) | 14.2 |
| Mike Phillips (6-10 Jr. C) | 12.2 |
| Larry Johnson (6-3 Sr. G) | 10.7 |
| James Lee (6-5 Jr. F) | 9.8 |
| Jay Shidler (6-1 Fr. G) | 7.8 |
| Truman Claytor (6-1 So. G) | 6.6 |

1977-78 SEASON — Won 30, Lost 2

National Champions

(NCAA Tournament)

SEC Champions (16-2)

UKIT Champions

Ranked 1st AP and UPI

— Leading Scorers —

| | |
|--------------------------------------|------|
| Jack Givens (6-4 Sr. F) | 18.1 |
| Rick Robey (6-10 Sr. F) | 14.4 |
| Kyle Macy (6-3 So. G) | 12.5 |
| James Lee (6-5 Sr. F) | 11.3 |
| Mike Phillips (6-10 Sr. C) | 10.2 |
| Truman Claytor (6-1 Jr. G) | 6.9 |

1978-79 SEASON — Won 19, Lost 12

SEC Tournament Runner-Up

Unranked in Polls

— Leading Scorers —

| | |
|--------------------------------------|------|
| Kyle Macy (6-3 Jr. G) | 15.2 |
| Dwight Anderson (6-3 G-F) | 13.3 |
| LaVon Williams (6-6 Jr. F) | 11.5 |
| Fred Cowan (6-8 So. C-F) | 9.4 |
| Truman Claytor (6-1 Sr. G) | 8.7 |

RUPP ARENA—WILDCATS NEW HOME

Rupp Arena affords the University of Kentucky its third basketball home in 52 years, and with its 23,000 seat capacity, brings a distinction as the nation's largest basketball facility.

An awesome structure in sight and scope, the arena is divided in two seating areas—the lower level features 10,000 fully cushioned, theater seats in block coloring of blue, red, orange and purple, offering a spectacular splash of color—and a upper level of 13,000 seats on epoxy-coated metal bleachers. The latter can be visually isolated to provide a more natural setting for small shows.

Built by the City of Lexington, the Arena is named in honor of Kentucky's legendary former coach, Adolph Rupp, and is the major portion of \$53 million Lexington Center complex which includes a convention-exhibition hall, a 50-store tri-level enclosed shopping mall, a luxury Hyatt Regency Hotel, and a block away, the historic 1,200 seat Lexington Opera House, which was recently renovated.

The arena is fully air-conditioned, equipped with a specially designed, high quality sound system appropriately named "Big Bertha," and complete lighting for events and color television coverage. Special attention has been paid to such facilities as dressing rooms, service entrances and storage areas.

The Wildcats will command an exclusive dressing room 365 days a year, while other facilities include six team size and eight smaller units.

The portable basketball court, which lies on a concrete sub-flooring 118' beneath the ceiling, is 60' x 120' and is made of a light shade of northern maple trimmed in Kentucky blue. The floor was specially designed to convert from the 94' length required for college and professional basketball to the 84' length for high school by simply removing two panels.


Four 35' x 4' custom-made scoreboards are placed so spectators can see at least three of the boards from any seat in the arena.

The solid state, electronic scoreboards can be used for basketball, rodeos, wrestling, boxing, and track and field. For track and field events, they can record times to 1/100th of a second. Lighted information on the boards is colored balanced for television.

Four portable goals are on hand, with the two extras for practice and emergency backup during game situations.

Access to the Arena is by High Street, and from Main-Vine, through the Mall area and up to the High Street entrance by escalators. One main concourse contains all public facilities—concessions, telephones, water fountains, rest rooms, first aid rooms and security command post.

The concourse is color-coded with the arena being divided into four quadrants for easy seat location. The colors are red, blue, amethyst and green. The concourse is at mid-level, dividing the lower seating area from the upper level bleacher seating.



WILDCAT FEVER prevails in 23,000 seat Rupp Arena, which has been the main factor in Kentucky's setting five NCAA attendance records that include: Average Per Game at Home, 23,403 (1979), Total Home Attendance, 373,403 (1978), Total Full-Season, 586,286 (1978), Average Per Game, full season, 18,321 (1978) and Single Game on Home Court, 23,608 (1978).

Player Profiles



**DWIGHT ANDERSON, 6-3, 175 Sophomore Guard
Dayton, Ohio (4/28/60)**

A multi-talented, skilled player who possesses uncanny moves, complemented with blinding speed and quickness, Anderson played a swing-man dual-role as a freshman and passed the test with flying colors . . . Size only restriction inside but ability to draw fouls is reflected in leading team by a wide margin in FTA's (182) . . . Made early season splash on national TV in scoring 17-second half points to lead the Wildcats from a 12-point deficit with eight-minutes left to a 81-76 win over Notre Dame . . . Was named by NBC game's Most Valuable Player, causing color man Al McGuire to proclaim, "A new star was born tonight in college basketball" . . . Gained first start in 13th game, finishing with 15 in 29 games . . . Scored in double-figures 21 times and averaged 13.3 ppg, second to Macy's 15.2 . . . Improving with experience, averaged right at 20 in last eight games before fracturing wrist in first minute against LSU in the SEC Tournament . . . Third in time played despite missing almost three full games, fourth in FG accuracy with 50.8, sixth in FT accuracy with 72.0 and pulled down three rebounds per game . . . Picked off 20 steals . . . Set UK and Rupp Arena record 18 FT's vs. Miss. State and set individual high 14 rebounds and 26 points in same game . . . Led team scoring nine games, rebounding three . . . Named to SEC All-Freshman team . . . Team awards include Bernie



Shively MVP of Notre Dame game and co-winner with LaVon Williams of the Kiwanis 110 per-center award . . . Selected the nation's No. 1 prep guard in '78 and everyone's prep All-America team, including Parade, McDonald's, Basketball Weekly First Five and to Bill Cronauer's All-American Fabulous Five senior team . . . Career averages at Roth High were—senior, 38.1 ppg, 14 rebounds, 11 assists, 60.4 per cent FG's; junior, 24.1 ppg, 11 rebounds, 61.0 per cent FG's and sophomore, 20.2 ppg, 8 rebounds and 64.0 per cent FG's . . . Set Public League scoring record 53 points against Wilbur Wright, hitting 21-35 FG's and 11-12 FT's . . . Also scored 51 in another game, hitting 16-22 FG's, causing Colonel White High coach to comment, "he has to be a member of the bat family—you have to have radar to shoot like that" . . . Led Roth to the 1976 Class AA state championship as a soph, earning All-Tournament honors . . . Three time Dayton Daily News All-Public League, All-Greater Dayton and twice Player of the Year in both . . . 1977 Class AAA All-Tournament . . . 1978 All-Star games included Washington D.C. Capitol Classic MVP, scoring 16 points; Midwestern All-American Classic at Dayton, winning MVP with 35 points (14-22 FG's, 7-9 FTs and six assists), which tied record of Moses Malone and clinched 121-119 Midwestern win with two free throws with three-seconds left; Dapper Dan Classic 19 points; McDonald East-West All-American game at Philadelphia 10 points; Derby Classic, Louisville 16 points and winner by a big margin in slam-dunk contest; Canton, Ohio All-American Classic 26 points and two games against the Russian Juniors in which he scored 26 points in each game . . . Coach Mike Haley . . . Arts and Science.

Coach Hall: "Dwight comes off a very solid freshman year where he learned both guard and forward positions and became an outstanding team player. He is an exceptionally talented individual who by concentrating only at guard should gain his full potential this year."

| Year | G | Sts. | Time | FG-FGA | Pct. | FT-FTA | Pct. | Reb-Ave | A | PF-D | Pts. Ave | Season High |
|------|----|------|------|---------|------|---------|------|---------|----|------|----------|----------------|
| Fr. | 29 | 15 | 807 | 128-252 | 50.8 | 131-182 | 72.0 | 86-3.0 | 63 | 82-4 | 387 | 26 Miss. St. H |

**FRED COWAN, 6-8, 210 Forward-Center
Sturgis, Ky. (4-23-58)**

A leader in the pre-season conditioning program is evidence a "new" Fred Cowan has arrived at UK . . . A successful summer operation and natural maturity, plus a desire to improve his bulk and strength could be a tremendous plus for Cowan's inside play . . . A naturally gifted offensive player, he now has the bulk to battle the board more effectively . . . Has good quickness, mobility and fluidity for a big man . . . Will play both forward and center as last year . . . Played in 31 games in '79, starting 24 . . . Fourth in time played with 722 minutes, fourth in scoring, 9.4, second in rebounding, 5.5 and sixth in FG percentage with 48.9 . . . Led team with 36 blocked shots and picked up 27 steals . . . In double figure scoring 15 times, rebounding six while leading team in scoring three and rebounding 10 times . . . Career high 20 points vs. Georgia at home and 13 rebounds vs. LSU there . . . Hit 8-10 FG's vs. West Texas and 11-16 FT's vs. Ole Miss at home . . . Third prep star from Union County High to attend UK, following Larry Johnson ('77) and Dwane Casey ('79) . . . Led Union County to its first Regional title and a 28-4 record as a senior, averaging 23.6 ppg, 13.3 rebounds, hitting 62.3 per cent FG's and 75.3 FT's . . . Showed steady improvement throughout career, averaging 11 ppg and six rebounds as a sophomore and 18 ppg and 11 rebounds as a junior . . . Fine ball handler, can bring ball upcourt against pressure . . . Career single game high 40 points in '77 District . . . Played in Derby Classic, hitting 10 of 14 shots for 22-points and led rebounding with 13 . . . Finished second in Derby Classic one-on-one contest . . . Scored 26 points in Akron Classic and played in California Classic, Ky-Ind. vs. Russian Junior team and the Kentucky East-WEst All-Star game . . . Coach Ernon Simpson . . . Arts and Science.




COACH HALL: "Fred is going on three years at UK and his predictions out of high school were that he would become a solid contributor when he attained necessary weight and strength gains. He has now reached that level, plus the confidence of having been a starter and a strong contributor to last year's team."

| Year | G | Sts | Time | FG-FGA | Pct. | FT-FTA | Pct. | Reb-Ave | A | PF-D | Pts. Ave | Season High | | |
|-------|----|-----|------|---------|------|--------|------|---------|----|-------|----------|-------------|--------|---|
| Fr. | 19 | 0 | 86 | 15-30 | 50.0 | 6-9 | 66.7 | 17-0.9 | 2 | 17-0 | 36 | 1.9 | 8 Iona | H |
| So. | 31 | 24 | 722 | 106-217 | 48.9 | 78-116 | 67.2 | 171-5.5 | 16 | 109-7 | 290 | 9.4 | 20 Ga. | H |
| Total | 50 | 24 | 808 | 121-247 | 49.0 | 84-125 | 67.2 | 188-3.8 | 18 | 126-7 | 326 | 6.5 | | |

**CHRIS GETTELFINGER, 6-2, 185 Junior Guard
Knoxville, Tenn. (4-1-58)**

One of the most determined athletes at any level, Gettelfinger would rank at the top of any group if dedication, courage and guttiness could be accurately measured . . . Despite an outstanding prep career, the red-headed Tennessean failed to attract many college coaches following an injury his final year . . . Refusing to yield to a lack of confidence, he entered UK as a walk-on with the avowed intention of playing on a national championship team—and he did that in 1978 as a freshman . . . Now after paying his dues for two hard-working years, he has won a scholarship . . . A perpetual leader in conditioning and weight programs, he holds the unofficial record in one-on-court sprint-endurance drill . . . Now fully seasoned into Kentucky's style of play, Gettelfinger can expect more playing time than the past two years, which have seen him play only 27-minutes in 17 games, scoring eight points . . . Lettered four years at Knoxville Catholic High, where he earned All-State, Catholic All-American and prep All-American honors . . . Averaged 24.0 in 15 games as a senior, 24.4 as a junior and 25.0 as a sophomore . . . Selected to All-Tournament team when Catholic went to state finals in '74 and '76 . . . Captained team in '76 and '77 . . . Coach Bill Detherage . . . Business Administration.



COACH HALL: "Chris has improved his quickness and strength and is really coming around. Early practices have shown he is much more of a scoring threat and a much smarter player who is ready to make a contribution to the team."

| Year | G | Sts. | Time | FG-FGA | Pct. | FT-FTA | Pct. | Reb-Ave | A | PF-D | Pts. | Ave | Season High |
|-------|----|------|------|--------|------|--------|------|---------|---|------|------|-----|-------------|
| Fr. | 9 | 0 | 12 | 1-3 | 33.3 | 0-2 | — | 1-0.1 | 1 | 0-0 | 2 | 0.2 | 2 lona H |
| So. | 8 | 0 | 15 | 2-3 | 66.7 | 2-4 | 50.0 | 3-0.4 | 1 | 1-0 | 6 | 0.8 | 2 3 Times |
| Total | 17 | 0 | 27 | 3-6 | 50.0 | 2-6 | 33.3 | 4-0.2 | 2 | 1-0 | 8 | 0.5 | |

**BO LANTER, 6-1, 175 Sophomore Guard
Versailles, Ky. (9-4-59)**

A newcomer at UK, Lanter transferred and sat out last year after playing at Midwestern State University at Wichita Falls, Texas in 1978, where he started the final 18-games, averaging 19 ppg, hitting 60 per cent of his shots and dealing out four assists . . . Selected to the Texoma Conference All-Star team . . . Played prep ball at Woodford County, where he averaged 20 ppg and seven rebounds as a junior and senior . . . Individual high games of 37 and 34 points . . . School's MVP and twice All-CKC and All-District . . . Selected outstanding player in the conference his senior year . . . Twice honorable mention All-State . . . Won three letters in basketball, six in tennis and one in football . . . Coach Gene Kirk . . . Public Relations.



COACH HALL: "Bo is a strong competitor, a good outside shooter and excellent team player with a good sense of direction who will give us good backup potential."

**KYLE MACY, 6-3, 188 Senior Guard
Peru, Ind. (4-9-57)**

Kentucky's 29th All-American and a definite candidate for 1980 Player of the Year honors, Macy just keeps getting better and better in all phases of his game and personal development . . . A No. 1 draft pick by the Phoenix Suns in the NBA . . . After suffering a fractured jaw when blind-punched by a Cuban during the Pan American Games in Puerto Rico last summer, Macy's jaw was wired shut for a month, resulting in a loss of some 17 lbs. But he became only more determined to build himself up better than ever and hit the UK weight program with a vengeance that produced a startling result and heft of 188 lbs, more than he had ever weighed . . . Of his work, asst. coach Dick Parsons said, "Kyle is stronger than I've ever seen him. I've never seen an individual as dedicated. He has a purpose in mind and knows what he must do to gain an edge and to improve" . . . Macy was the U.S. team leader in time played and hit over 60 per cent of his shots while averaging 12.1 ppg on a balanced scoring team. Pan Am coach Bobby Knight said, "I don't think there is a better guard in America than Kyle Macy" . . . On the college scene last year, Macy led the Wildcats during a rebuilding year to a near SEC tournament title with a brilliant performance that had the city of Birmingham buzzing with excitement as he earned tournament MVP and scoring honors with 93 points. Included in that four-game stretch was his UK career high 32-points against Ole Miss and a 29-point gem against LSU that eliminated the Tigers . . . Leading a balanced scoring team with 15.2 ppg, Macy hit 50.4 per cent of his shots and for the second consecutive year, led the SEC in free throw shooting with 86.8 per cent, led the team with 1,111 minutes playing time and 129 assists, committed fewest turnovers for time played . . . Scored in Double figures 26 times . . . Led team with 69 steals . . . Started every game except last home game when senior guards started . . . Won five major school awards at annual banquet including Most Valuable Player . . . Named to 1979 Converse All-America, NABC All-America third team, 1979 CoSIDA Academic All-America first team . . . Unanimous All-SEC for second year . . . After only two-years competition, needs just 13 assists to set UK record . . . 1978 honors include an NCAA championship, SEC Championship, All-SEC, UPI All-America third team, USBWA All-District, MVP of NCAA games vs. Florida State and Michigan State, Mideast Regional MVP and All-Regional plus MVP of season games with Notre Dame and Vanderbilt . . . Winner of three major school awards at season-end (A. B. Chandler-leadership, scholarship, character and ability), Best Free Throw Shooter and Assists leader . . . Third in scoring despite taking only eight shots a game . . . Ranked sixth nationally and first in SEC in free throw shooting with 89.1 per cent . . . Set UK season assists record by wide margin, dealing out 178 (old mark 143 by Larry Johnson in 30 games, 1977) . . . Scored eight points in final three minutes to beat Notre Dame in 1977 . . . Best overall performance at UK vs. Florida, hitting 11-13 FGA, 8-8 FTA for 30 points, handed out six assists and made incredible nine steals . . . Dealt out 10 assists in each of four games . . . Played on 1978 United States All-Star championship team in first annual World Invitational Tournament . . . Participated in 1978 summer NCAA Drug Abuse Program at the Fiesta Bowl in Arizona . . . Sat out 1977 after transferring from Purdue, where he was third leading scorer as a freshman with 13.8 ppg, first in FT percentage,



85.9 and second with 88 assists . . . Single game high 38 against Minnesota . . . Scored in double figures 23 times . . . Prep All-American at Peru High School, averaged 31.9 ppg in 67 games . . . Single game high 51 points . . . Scored over 40 points 14 times, 30 or more 30 times . . . Averaged nine rebounds, six assists and over 35 points while leading Peru to a 20-4 mark his senior year . . . Selected Indiana's 1975 "Mr. Basketball" . . . 2,137 career points compares to 1,780 for prep great Oscar Robertson . . . All-Conference in three sports (basketball, baseball and tennis) every year of competition . . . Twice number one tennis player in Central Indiana Conference . . . Ranked 27th academically in class of 234 . . . Plays the tenor sax . . . Coached in high school by his father, Robert Macy . . . Business Administration and Business Education.

COACH HALL: "There is not enough room to expound on the value of Kyle Macy to a team. He is the best college guard in the country today and unquestionably the finest playmaker and floor general . . . maybe even in the game. Kyle is sure to have another super year in this, his senior year at Kentucky."

| Year | G | Sts. | Time | FG-FGA | Pct. | FT-FTA | Pct. | Reb-Ave | A | PF-D | Pts. Ave | Season High | |
|-------|----|------|------|---------|------|---------|------|---------|-----|-------|----------|-------------|--------------|
| So. | 32 | 31 | 1097 | 143-267 | 53.6 | 115-129 | 89.2 | 76-2.4 | 178 | 75-1 | 401 | 12.5 | 30 Fla. H |
| Jr. | 31 | 30 | 1111 | 179-355 | 50.4 | 112-129 | 86.7 | 82-2.7 | 129 | 68-0 | 470 | 15.2 | 32 Miss. SEC |
| Total | 63 | 61 | 2208 | 322-622 | 51.8 | 227-258 | 88.0 | 158-2.5 | 307 | 143-1 | 871 | 13.8 | |



Macy Digging For Pan-American Gold

JAY SHIDLER, 6-1, 187 lb. Senior Guard
Lawrenceville, Ill. (1-15-58)

Off to the finest pre-season start since he's been at Kentucky, Shidler seems steamed up with the coming year . . . Has no peer in sheer toughness when he puts his mind to it and perhaps a year of maturity has enabled him to clearly set his goals and shoot for them . . . Another gifted all-round athlete, Shidler's strengths are in aggressive hustle, outside shooting and tough defense, a trademark of Kentucky . . . Has displayed senior leadership in preseason conditioning and early practice . . . Relegated to the bench early last year with a series of nagging injuries, he nevertheless came back with a courageous effort that saw him start seven games late in the season and tie his UK career high with 20 points against South Carolina in a televised game at Columbia, hitting 8-9 from the field . . . Sixth in time played with 620 minutes in 30 games, third in FG shooting with 51.9 and second in FT shooting with 85.9 . . . Sixth in scoring at 6.3 ppg, scoring in double figures eight times . . . 1978 season saw him break his foot second day of practice, but recovered to play in 29 games, averaging 3.7 ppg and pick up 43 assists . . . Scored season high eight points vs. Iona, Alabama and Tennessee . . . Played very well on road to NCAA championship, scoring six important points in semi-final win over Arkansas . . . 1977 season saw him wow Kentucky fans with early hot-shooting that produced a then career high 20 points at Indiana . . . Scored in double figures 12 times while averaging 7.8 ppg as a freshman starter . . . As a prepster, he led scoring in Illinois in 1976 with 32.8 ppg . . . Earned 11 letters in four sports at Lawrenceville High—four in basketball, three each in baseball and track and one in football . . . Holds school records with 21'2 1/2" long jump and a 6'5" high jump . . . Named to Parade Magazine's and Coach and Athlete's prep All-American basketball teams, he led Lawrenceville to a 1976 29-2 record and to a third-place state tourney finish . . . The Indians won the state championship when he was a sophomore . . . Set three 1976 state tournament records—48 points in one game; total of 157 points, which broke former 152 mark set by Dave Robisch in 1967, and hitting 48.8 per cent of his shots . . . Tied school single game record 55 points set by his brother, Dennis, in 1970 . . . Led Lawrenceville to a 103-15 three-year record, scoring 2,183 points . . . His scoring-rebounder averages for that period were: 13.9-4, 27.0-10, and 32.7-9 . . . Twice All-State, he was named to no less than nine '76 honor teams in addition to being selected the state's Player-of-the-Year by two major dailies . . . Named to the Louisville Courier-Journal's national prep "Super-5" team . . . Twice All-State Tournament . . . Selected MVP in the Dapper Dan Classic, hitting 8 of 11 shots and scoring 20 points . . . Scored 14 points in the Midwest Classic at Dayton, and 10 in the Derby Classic in Louisville . . . Selected MVP in the Illinois North-South All-Star game, scoring 21 points . . . Coach Ron Felling . . . Arts and Sciences.



COACH HALL: "Jay is off to the best start since he's been at Kentucky. He is a great outside shooter and is never questioned on his courage and ability to give 110 per cent. It appears Jay will out out in a blaze of glory this year."

| Year | G | Sts. | Time | FG-FGA | Pct. | FT-FTA | Pct. | Reb-Ave | A | PF-D | Pts. | Ave | Season High |
|-------|----|------|------|---------|------|---------|------|---------|-----|-------|------|-----|--------------|
| Fr. | 28 | 28 | 677 | 97-237 | 40.9 | 25-31 | 80.7 | 52-1.9 | 67 | 75-0 | 219 | 7.3 | 20 Ind. A |
| So. | 29 | 2 | 427 | 42-102 | 41.2 | 23-27 | 85.2 | 23-0.8 | 43 | 25-0 | 107 | 3.7 | 8 3 Times |
| Jr. | 30 | 7 | 620 | 67-129 | 51.9 | 55-64 | 85.9 | 29-1.0 | 34 | 67-2 | 189 | 6.3 | 20 S. Car. A |
| Total | 87 | 37 | 1724 | 206-468 | 44.0 | 103-122 | 84.4 | 104-1.2 | 144 | 167-2 | 515 | 5.9 | |

**CHUCK VERDERBER, 6-6, 220 Sophomore Forward
Lincoln, Ill. (11-3-59)**

A highly intelligent player with a superb knowledge of the game, Verderber's forte is dependability, strength, hustle and excellent fundamentals . . . Basically a righthander, he is equally adept with his left around the basket and makes use of the board as well as any young player at UK in many years . . . Made a dramatic gain in quickness and strength during pre-season conditioning program and is in best shape ever . . . Scored 14 points in his first game vs. LaSalle and made his second start against Notre Dame on national TV, scoring five of UK's first nine points . . . Played in all 31 games, starting 10 . . . Seventh in playing time with 607 minutes . . . Second in FG shooting, 52.1, fifth in FT shooting, 74.7, third in rebounding with 4.2 and seventh in scoring with 6.1 ppg . . . Scored in double figures eight times and rebounding twice . . . Blocked four shots and picked off 19 steals . . . Best game vs. Florida when he pulled down 13 rebounds and scored career high 22 points on 8-10 FG's and 6-8 FT's . . . Played all three positions on frontline . . . Set nine school records at Lincoln High including Career Points 2,032; Rebounds 1,014; Season Scoring 773; Season Rebounding 385; Season FT's 163; Career FT's 406 and Career FG's 809 . . . Set single game high 44-points against Danville in Super Sectional playoffs, a game that ended Lincoln's 26-game win streak . . . Scored 43-points as a junior against Decatur . . . Three-time MVP of Big 12 Conference and Lincoln . . . Led Lincoln to a 28-2 record last year, scoring 25.8 ppg, 12.8 rebounds and hit 57.0 per cent FG's . . . Named McDonald All-American team, Basketball Weekly All-American Sixth Five-Man Team . . . Bill Cronauer All-American "33-Player First Team" . . . MVP in Buffalo, N.Y. Roundball Classic with 17 points and 12 rebounds . . . Played in McDonald East-West All-Star game in Philadelphia, scored 10 points in Illinois Coaches All-Star game and scored 16 points in the Derby Classic at Louisville . . . Chicago Sun-Times and Champion News-Gazette All-State and twice Chicago Tribune All-State . . . National honor society . . . Coach Loren Wallace . . . Pre-Dental.



COACH HALL: "Chuck is a coaches dream—a guy who gives you everything on and off the court. He came in last year and game us solid play and he will do whatever he is called on to do this year. There is no question about his filling a role whenever he is needed."

| Year | G | Sts. | Time | FG-FGA | Pct. | FT-FTA | Pct. | Reb-Ave | A | PF-D | Pts. Ave | Season High |
|------|----|------|------|--------|------|--------|------|---------|----|------|----------|---------------|
| Fr. | 31 | 10 | 607 | 62-119 | 52.1 | 65-87 | 74.7 | 131-4.2 | 38 | 79-2 | 189 | 6.1 22 Fla. H |

LaVON WILLIAMS, 6-7, 220 lbs. Senior Forward
Denver, Colo. (6-10-58)

A bigger, quicker and more powerful Williams spells trouble for Kentucky opponents this year . . . Up to 220, early practice sessions indicate he will be tough to handle around the boards, even more than last year when he led the Wildcats with 6.9 rebounds per game . . . A dedicated man on and off the court, Williams had a super pre-season conditioning program and as asst. coach Dick Parsons put it, "LaVon has been our enforcer, a quiet team leader from whom we all draw a little strength from watching him work, really a hard worker" . . . A summer tour as a member of the USA National Team in the Third Intercontinental Cup series throughout Europe served as a sharpening tool for his basketball skills as Williams was one of the mainstays of the U.S. team . . . On the 1979 college scene, Williams' most dramatic improvement was in shooting, where he zoomed up the percentage ladder to lead the Cats in FG's with 54.3 (up from 37.5 in '78) and finished third in FT's with 80.8 per cent . . . He was third in scoring at 11.5 ppg, but also was first with 11 disqualifications, a trait that hurt his playing time, particularly late in the season when in the last 17 games, he fouled out of six and committed four personals in 10 games . . . Even so, he scored in double figures 21 times and rebounding five . . . Career high 19 points vs. Tennessee and 14 rebounds vs. Auburn at home . . . Only Wildcat to start all 31 games, was second in time played with 891 minutes . . . Had 10 blocked shots and 21 steals . . . Led the Cats on a '78 summer tour of Japan to a 7-0 record with 13.1 ppg . . . In 1978, he had a season high seven points and six rebounds at Miss. State . . . Played a vital role in 1978 NCAA tournament and was one of three subs who got the ball rolling against Florida State at Knoxville, scoring four points and grabbing five rebounds in the second half . . . Was a factor in the Duke game as well, grabbing four rebounds and stuffing a rebound . . . A first team Parade Magazine prep All-American, he also was named to Coach & Athlete and Coach and Scholastic honor teams . . . A three-year All-Stater at Manual High School in Denver where he averaged 19.1 ppg and 19 rebounds as a senior, and 24.5 ppg and 15 rebounds as a junior . . . Led Manual to a 60-5 three-year record and to the 1976 state championship with a 22-0 record . . . Selected 1976 Four-Corners Player-of-the-Year (Utah, Colorado, Arizona and New Mexico) . . . Won All-Tournament honors while playing on the championship team in the Sharon (Pa.) Classic, and played in the Midwest Classic at Dayton . . . Scored 28 points and hauled down 15 rebounds to win MVP honors in the Colorado North-South All-Star game . . . A graceful and swift runner, he lettered in track in the 440 . . . Coach Ed Calloway . . . Arts and Sciences.




COACH HALL: "LaVon is our team leader. He has great desire to be a winner and does everything you can ask of a basketball player. He is a person who has the respect of all his teammates. He has great offensive potential, an aggressive floor game and concentrates on his rebounding."

| Year | G | Sts. | Time | FG-FGA | Pct. | FT-FTA | Pct. | Reb-Ave | A | PF-D | Pts. | Ave | Season High |
|-------|----|------|------|---------|------|---------|------|---------|----|--------|------|------|--------------|
| Fr. | 25 | 0 | 186 | 18-49 | 36.7 | 11-18 | 61.1 | 40-1.6 | 3 | 37-0 | 47 | 1.9 | 12 Miss. H |
| So. | 31 | 1 | 272 | 21-56 | 37.5 | 17-28 | 60.7 | 63-2.0 | 11 | 59-1 | 59 | 1.9 | 7 Miss. S. A |
| Jr. | 31 | 31 | 891 | 119-219 | 54.3 | 118-146 | 80.8 | 213-6.9 | 26 | 127-11 | 356 | 11.5 | 19 Tenn. H |
| Total | 87 | 32 | 1349 | 158-324 | 48.8 | 146-192 | 76.0 | 316-3.6 | 40 | 233-12 | 462 | 5.3 | |

THE FRESHMEN

**SAM BOWIE, 7-1, 219 Freshman Center
Lebanon, PA. (317-61)**

The first seven-footer to play at Kentucky for coach Hall, Bowie may be one of the most agile big men to ever play the game and is undoubtedly one of the greatest outside shooters . . . After playing against him one game in regular season and with him in several All-Star games, teammate Dirk Minniefield called him the greatest seven-foot jump shooter in the world . . . Bowie comes to UK with a suitcase full of credentials . . . Inducted into Basketball Hall of Fame, High School Division last April . . . Honored at 1979 NCAA finals in Salt Lake City as the nation's No. 1 prep player as selected by National High School Coaches Ass'n . . . Named to every prep All-America team published, including Parade Magazine, McDonald's, Basketball Weekly, the Louisville Courier-Journal, Knoxville News-Sentinel, and the Roanoke Times & World News . . . Holds all Lebanon High School scoring and rebounding records, including career points 2,226, season 888, single game 51 points . . . Led Lebanon to a three-year 74-15 record . . . Broken down, his year-by-year averages and team record were—Sophomore 17.5 ppg and 13.2 rebounds, 17-8; Junior 26.9 ppg and 18.0 rebounds, 30-3 and Senior 28.7 ppg and 18.1 rebounds, 27-4 . . . Led Lebanon to the 1978 State AAA championship game before losing, 51-50, to Pittsburgh Schenely . . . Twice All-State and All-Lebanon-Lancaster League and twice league champions . . . An overall, polished player with astounding ball-handling ability for a big man, Bowie credits his father, Ben (who formerly travelled with the Harlem Magicians as a 6-10 player), who coached him at an early age—"I




learned my overall game from Dad—each summer it seemed I grew four-inches and when I was 6-3, I worked on my guard game—when I was 6-7, I worked as my forward moves—Now I'm 7-1 and I think it worked out real well" . . . After an All-Star circuit in which Bowie learned he needed more bulk to go against the heavyweights, he dedicated himself to the weight room during the summer and picked up some 20 lbs. through the Wildcats conditioning program . . . Played in the Dapper Dan Classic, getting 18 points, grabbing 21 rebounds and blocking seven shots in two games . . . Led U.S. All-Stars to two wins over Ky-Ind All-Stars, getting 15 points and 12 rebounds and seven points and 13 rebounds . . . Played in Capital Classic (Washington D.C.), getting six points and 13 rebounds . . . Hobbies—music and shooting pool . . . Coach Chic Hess . . . Business Administration.

COACH HALL: "Sam gives us much needed height. He has a rare combination of jumping ability and outside shooting skill. As he matures and gains in strength, he's going to be one of the premier big men in the country."

**TOM HEITZ, 6-8, 215 Freshman Forward
Hamilton, Ind. (2-23-61)**

A hardnose, rugged performer, Heitz is expected to experience more growth in the next two years as did his brother, Mike, who was a 7-footer at West Virginia . . . Playing at a small school in the extreme northeast corner of the state, Heitz gained little attention until his senior year when he led the Hamilton High School Marines to one of their finest years ever with a 17-6 record and champions of the North East Corner Conference (NECC) . . . A three-year letterman, his team record and stats were—Sophomore 9-11, 14.8 ppg and 10.8 reb., FG 56.3% and FT 69.5%; Junior 15-8, 23.2 ppg and 10.5 reb., FG 60.2% and FT 61.2%; Senior 17-6, 27.4 ppg and 17.9 reb., FG 65.6% and FT 70% . . . Career totals are— 41-25 record, points 1,437 for 21.8 ave., rebounds 869 for 13.2 ave., FG 60.1% and FT 66.7% . . . Single game career highs 39 pts vs. Ft. Wayne Bishop Luers and 23 rebounds vs. Edon (0.) and West Noble, 10 blocked shots vs. Eastside . . . Holds 12 school records—Season-points 631, ave. 27.4, FG% 65.6, Reb. 412, ave. 17.9 and blocked shots 69—Career-points 1,437, ave. 21.8, FG% 61.1, Reb. 849, ave. 12.9 and blocked shots 142 . . . Played in the Ky-Ind. All-Star series after being named to the first team Indiana All-State team . . . Other individual honors include twice All-Sectional, All-NECC, All-Area, NECC All-Tournament Team and the Bloomington Herald-Tribune's Junior All-State Team . . . An honor student, he was listed in Who's Who in America High School Students . . . Selected with four other Indiana high school



players, including IU's Steve Bouchie, to play in the Albert Schweitzer Games in Mannheim, Germany last April on a United States team that competed with Russia, Poland, Spain, Yugoslavia and 11 other countries—Heitz averaged around 13 pts. as the U.S. finished a strong third . . . The big Hoosier also earned three letters each in track (high jump and 440) and baseball (pitcher) . . . Coach Steve Grill . . . Business Administration.

COACH HALL: "Tom is a big, strong, hard worker well based in fundamentals. If he can stay off the injured list and get into shape, he will give us a good look at the power forward and center positions."

**DERRICK HORD, 6-6, 215 Freshman Forward
Bristol, Tenn. (9-19-60)**


Maybe the best basketball player ever from the state of Tennessee and certainly one of the best from the South, Derrick Hord has an aura of "Can't Miss" about him . . . A player who lives by the philosophy of complete team play, Hord has sharpened his basketball talents in every phase to increase his awareness of "team" . . . A picture book performer with as fine a fundamentals as any player in basketball, Hord has the necessary ingredients—strong mental approach, great physical ability, coordination and desire—to become a super-star . . . If there is fault in his game, it could be unselfishness in passing up good shots looking for a teammate to pass to . . . Super quick, super strong and great leaping ability . . . Took to UK's weight program like a duck to water, gaining 10 lbs, and one of two strongest on squad . . . Named to every Prep All-American team—Basketball Weekly Top Five, McDonald's, Parade Magazine top five, Louisville Courier-Journal Super Five, the Knoxville News-Sentinel and Roanoke Times & World News teams . . . Inducted into Basketball Hall of Fame, High School Division last April . . . A four-year performer at Tennessee High School, Hord gained every conceivable honor in setting 42 school records . . . His four-year team record and stats are—Freshman 25-8, 13.4 ppg and 10 reb., 57.3 FG and 61.3 FT; Sophomore 30-6, 20.1 ppg and 9.9 rebounds, 69.5 FG and 71.9 FT; Junior 29-9, 21.6 ppg and 11.3 reb., 62%FG and 71.6% FT; Senior 32-4, 26.7 ppg and 13.4 reb., 61.9% FG and 78.0% FT . . . Four year totals are 116-27, FG 1194-1902 for 62.8%, FT 555-768 for 72.3%, Rebounds 1,535-ave. 10.7 and 2,943 points for ave. 20.6 ppg . . . Single Game Highs 37 points and 24 rebounds . . . Four-time All-Big 6 Conference and All-District, Named by Basketball Weekly as nation's top sophomore and junior, three-time All-State (only sophomore named), three-time All-Southern, three-time Regional Player of the Year, Top Prospect in B/C All-Star camp in 1978 . . . Selected to play in Mini-Olympics, Colorado Springs in 1978 . . . Selected State's Best Prospect by College Coaches in 1979 . . . A fine student and citizen, Hord was elected class president five of last six years in school . . . He played in the following post-season All-Star games—Scored eight in McDonald's Classic at Charlotte, N.C.; 20 pts. and 16 rebounds to lead the U.S. to a 109-104 win over NY-NJ Stars at the Buffalo Roundball Classic; played on U.S. team in Derby Classic, getting 14 pts. and four reb. in a 124-112 win and eight pts. and 11 reb. in a 117-106 win, and scored four pts. in the McDonald's Capital Classic game . . . Four letters in track twice No. 2 discus thrower in Tennessee . . . Described by talent scout and BB camp operator Bill Cronauer as "a first-class kid and player who unleashes bursts of brilliance" . . . Coach Bob Chambers . . . Communications.



COACH HALL: "Derrick Hord has talent to burn and he will be a sure-fire success. His attitude, desire and competitiveness, along with his great ability just insures a tremendous future as a Wildcat. His fundamental soundness comes from excellent high school coaching."

**CHARLES HURT, 6-6, 215 Freshman Forward
Shelbyville, Ky. (3-28-61)**

Potentially one of the most powerful players to ever wear the Blue and White, Charles Hurt is still growing but looks like a Mr. America candidate . . . A huge frame that could easily carry 225-230 lbs., Hurt nevertheless is quick as a cat . . . A tremendous leaper with extremely quick jumping ability, Hurt's reflexes are such that he is outstanding in battling for a rebound three-to-four quick jumps . . . Playing with elbows at rim level not uncommon for him . . . A happy and willing worker, Hurt came to UK with a promise of hard work and came out of the conditioning program as one of the leaders . . . Actually weighing only 195 lbs. in high school although listed heavier, Hurt has put on 20 lbs. to current weight . . . A prep All-American, he was named to Basketball Weekly's fifth five-man team with Minniefield, Parade Magazine's third five-man team, the Louisville Courier-Journal's Fabulous 50, the Knoxville News-Sentinel and the Roanoke Times & World News teams . . . A three-year starter at Shelby County High School, which produced UK's Mike Casey, Hurt was a two-time All-State selection . . . Led the Rockets to the 1978 Kentucky State Championship and in the final game, made a 15-footer at the last second to go into overtime and the eventual win . . .



. . . Named to the All-State Tournament team . . . In 1979 during a rebuilding year, was moved from center to forward to prepare for college play and showed rapid improvement in outside shooting and ball handling . . . Three year record and stats are—Sophomore 22-4, 15.1 ppg and 11.2 reb., FG 57.1% and FT 54.4%; Junior 31-3 (State Champions), 18.6 ppg and 10.2 reb., FG 49.0% and FT 59.1%; Senior 17-6, 22.9 ppg and 16.6 reb., FG 61.2% and FT 61.9%—Three year totals— 70-13 record, 1,553 pts. for 18.7 ppg and 1,029 rebounds for 12.4 ave, FG 54.6% and FT 59.1% . . . Single game highs, sophomore 29 pts. and 21 rebounds vs. Anderson County, Junior 29 pts. and 15 rebounds vs. Henry Clay and senior 35 pts. and 22 rebounds vs. Henry Clay . . . Blocked eight shots vs. Henry Clay and Scott County . . . Led Kentucky All-Stars to two wins over Indiana All-Stars last June scoring 29 (18 and 11) pts. and grabbing 25 (9 and 16) rebounds in the games . . . Played two games in Derby Classic, losing to U.S. All-Stars twice but playing superbly, scoring 23 pts. and 12 reb. in first game, and winning MVP honors in second with 18 pts. and 10 rebounds . . . Played on Central Kentucky All-Star team that trounced the Yugoslavian Junior National Team 120-67 . . . Scored two pts. in Dapper Dan Classic . . . Called by basketball talent scout and summer camp operator, "a defensive stopper who delivers punishment like an All-Pro linebacker" . . . A two-year letterman in track as a high-jumper . . . Coach Tom Creamer . . . Arts and Sciences.

COACH HALL: "Charles is an aggressive, hardnosed competitor who is ready to play because of the good fundamentals he learned in an excellent high school program. He would be an asset on any team with his hustle, strength and courage. He is eager to learn and full of hustle and our fans are going to enjoy seeing him go to work."

**DIRK MINNIEFIELD, 6-3, 180 Freshman Guard
Lexington, Ky. (1-17-61)**

Quicker than a cat and friskier than a colt may be two cliches that describe Dirk Minniefield's on-court demeanor after three years of terrorizing Kentucky high school teams with an unyielding pressure on both offense and defense . . . Paired with teammate Dwight Anderson, the Wildcats can lay claim to two of the quickest collegiate players in the nation . . . A three-year letterman from Lexington Lafayette High School, which produced UK All-American Vernon Hatton, All-SEC Billy Ray Lickert and SEC Sophomore of the Year Thad Jaracz, Minniefield became the fourth Lafayette cager to be named Kentucky's "Mr. Basketball," joining Hatton, Lickert and Jeff Mullins, an All-America at Duke . . . Led Lafayette to the 1979 Kentucky State Championship with brilliant floor generalship and devastating defensive leadership . . . A two-time prep All-America by Parade Magazine and a 1979 Converse, Addidas and McDonald's All-America . . . Three-time All-State and 1979 Honorary Captain of the Louisville Courier-Journal honor team . . . Became Lafayette's second all-time scorer with 1,527 points, following Lickert's 1,640 . . . One of best defensive players in years, averaged 4.6 steals . . . Splendid outside shooter at extended range . . . Three-year record and stats are—Sophomore, 11-10, 23.5 ppg and 6.2 reb., FG 45.8% and FT 75.3% and 2.1 assists; Junior, 19-5, 17.3 ppg and 6.2 reb., FG 52.0% and FT 74.6% and 4.5 assists; Senior, 36-1 (state champions), 18.1 ppg and 6.0 reb., FG 56.3%, FT 74.7% and 6.0 assists . . . Individual highs—sophomore 37 vs. Henry Clay, junior 32 vs. Jessamine County and senior 31 vs. Somerset . . . Led Kentucky All-Stars to double wins over Indiana All-Stars (78-59 and 72-69) with nine pts. and three assists and 10 pts. and six assists . . . Scored 14 pts. in the McDonald's Classic at Charlotte, N.C. . . . Won MVP honors in first Derby Classic game, scoring 16 pts. and seven assists as Ky-Ind. All-Stars lost, 117-106, to U.S., and then scored 17 pts. and five assists in a 124-112 loss at Rupp Arena . . . Scored 10 pts. for Central Kentucky in 120-67 win over Yugoslavia Junior National Team . . . Scored 10 pts. in Dapper Dan Classic and two pts. at the Capital Classic . . . Coach Jock Sutherland . . . Arts and Sciences.



COACH HALL: "Even though Dirk is just a freshman, he has unusual ability and knowledge of the game. He is ready to play and make a contribution to the team. If he didn't know how to even shoot the ball, he could contribute with his floor play and defensive ability. But he is a good shooter with good shot selection and seems heir apparent to the leadership of future Kentucky teams. He was developed as a leader by Jock Sutherland and will continue in that role at Kentucky."

IN RECOGNITION OF OUTSTANDING ACHIEVEMENTS IN THE
 FIELD OF ATHLETIC ENDEAVOR, THE UNIVERSITY OF KENTUCKY
 ATHLETICS ASSOCIATION HAS RETIRED THE JERSIES OF THE
 FOLLOWING FORMER WILDCAT BASKETBALL PLAYERS

"THE FABULOUS FIVE" 1948
 NATIONAL CHAMPIONS - OLYMPIC GOLD MEDALISTS



12 RALPH BEARD
 1946-47-48-49

15 ALEX GROZA
 1945-47-48-49

22 CLIFF BARKER
 1947-48-49

26 KENNETH ROLLINS
 1943-47-48

27 WALLACE JONES
 1946-47-48-49

UNDEFEATED NATIONAL CHAMPIONS 1954



6 CLIFF HAGAN
 1951-52-54

16 LOU TSORPOPOULOS
 1951-52-54

20 GAYLE ROSE
 1952-54-55

22 JERRY BIRD
 1954-55-56



30 FRANK RAMSEY
 1951-52-54



42 BILLY EVANS
 1952-54-55



44 PHIL GRAWEMEYER
 1954-55-56

This handsome plaque is on display in the east concourse trophy case of Memorial Coliseum.

In a 10-year period from 1963-1973, Kentucky's 87.88 point scoring average ranked third nationally, topped only by Houston's 88.36 and Oklahoma City's 87.89. The Wildcats' 48.2 per cent marksmanship for the same period ranked fourth behind North Carolina's 49.2, Davidson's 48.7, and UCLA's 48.6.



1979-80 KENTUCKY WILDCATS—Front Row, left to right: Asst. Coach Leonard Hamilton, Head Coach Joe B. Hall, Dirk Minniefield, Jay Shidler, Kyle Macy, Chris Gettelfinger, Bo Lanter, Dwight Anderson, Asst. Coach Dick Parsons and Asst. Coach Joe Dean. Back Row—Trainer Walt McCombs, Equip. Mgr. Bill Keightley, Charles Hurt, Chuck Verderber, Fred Cowan, Sam Bowie, Tom Heitz, LaVon Williams, Derrick Hord, Mgr. George Fletcher and Grad. Asst. Coach Dwane Casey.

SEASON RECORD — 1978-79

ALL GAMES: WON 19, LOST 12—SEC ONLY: WON 10, LOST 8

| Date | Opponent | Site | UK | Opp. | Crowd |
|---------|---------------------------|----------|-----|------|--------|
| Nov. 26 | Poland National Team (EX) | (H) | 80 | 68 | 10,661 |
| Dec. 2 | La Salle | (H) | 109 | 77 | 23,258 |
| Dec. 4 | West Texas | (H) | 121 | 67 | 23,242 |
| Dec. 9 | Kansas | (H) | 67+ | 66 | 23,472 |
| Dec. 16 | Indiana | (A) | 67+ | 68 | 17,291 |
| Dec. 22 | Texas A&M | (UKIT) | 69 | 73 | 23,372 |
| Dec. 23 | Syracuse | (UKIT) | 94 | 87 | 23,272 |
| Dec. 30 | Notre Dame | (N1) | 81 | 76 | 16,869 |
| Jan. 3 | Florida | (A) | 65 | 76 | 5,549 |
| Jan. 6 | Louisiana State | (H) | 89 | 93 | 23,272 |
| Jan. 8 | Mississippi | (H) | 90 | 64 | 23,272 |
| Jan. 13 | Alabama | (A) | 52 | 55 | 15,043 |
| Jan. 15 | Mississippi State | (A) | 61 | 63 | 9,651 |
| Jan. 20 | Tennessee | (H) | 55 | 66 | 23,472 |
| Jan. 22 | Georgia | (H) | 73 | 64 | 23,472 |
| Jan. 25 | Auburn | (A) | 86+ | 83 | 6,683 |
| Jan. 27 | Florida | (H) | 87 | 81 | 23,472 |
| Feb. 29 | Auburn | (H) | 66 | 59 | 23,472 |
| Feb. 3 | Louisiana State | (A) | 61 | 70 | 14,418 |
| Feb. 5 | Mississippi | (A) | 87+ | 82 | 6,265 |
| Feb. 7 | Vanderbilt | (A) | 58 | 68 | 15,500 |
| Feb. 10 | Alabama | (H) | 80 | 71 | 23,472 |
| Feb. 12 | Mississippi State | (H) | 80 | 65 | 23,472 |
| Feb. 17 | Tennessee | (A) | 84 | 101 | 12,700 |
| Feb. 19 | Georgia | (A) | 90 | 74 | 9,200 |
| Feb. 23 | Vanderbilt | (H) | 96 | 70 | 23,528 |
| Feb. 25 | South Carolina | (A) | 79 | 74 | 10,121 |
| Feb. 28 | Mississippi | (N2-SEC) | 82 | 77 | 9,769 |
| Mar. 1 | Alabama | (N2-SEC) | 101 | 100 | 16,300 |
| Mar. 2 | Louisiana State | (N2-SEC) | 80 | 67 | 16,200 |
| Mar. 3 | Tennessee | (N2-SEC) | 69+ | 75 | 13,687 |
| Mar. 7 | Clemson | (H-NIT) | 67+ | 68 | 23,522 |

Home Attendance—351,042 + Overtime

N1—Freedom Hall, Louisville, Ky.

N2—Jefferson Civic Center, Birmingham, AL.

* * * * *

ORIGIN OF "WILDCATS" NICKNAME

Kentucky's athletic teams are known to sports fans as the Wildcats. This first and only nickname borne by University varsities had its origin in 1909 in a speech made by Commandant Corbusier, then head of the military department of old State College. Speaking to a chapel audience of students on the showing of the Kentucky football team in defeating Illinois six to two, the Commandant declared "they fought like Wildcats." The tag was popularized by word of mouth and by the press with the result that it has since become synonymous with all major Kentucky athletic teams.

1979-80 KENTUCKY VARSITY BASKETBALL ROSTER

| No. | Name | Pos. | Class | Ht. | Wt. | Age | Exp. | Hometown |
|-----|--------------------|------|-------|-----|-----|-----|------|---------------------|
| 4 | Kyle Macy | G | Sr. | 6-3 | 188 | 22 | 2L | Peru, Ind. |
| 10 | Dirk Minniefield | G | Fr. | 6-3 | 180 | 18 | - | Lexington, Ky. |
| 12 | Bo Lanter | G | So. | 6-1 | 175 | 20 | TR | Versailles, Ky. |
| 15 | Chris Gettelfinger | G | Jr. | 6-2 | 190 | 21 | Sq. | Knoxville, Tenn. |
| 23 | Dwight Anderson | G | So. | 6-3 | 175 | 19 | 1L | Dayton, Ohio |
| 25 | Jay Shidler | G | Sr. | 6-1 | 187 | 21 | 3L | Lawrenceville, Ill. |
| 31 | Sam Bowie | C | Fr. | 7-1 | 219 | 18 | - | Lebanon, Pa. |
| 32 | Derrick Hord | F | Fr. | 6-6 | 210 | 19 | - | Bristol, Tenn. |
| 33 | Tom Heitz | F | Fr. | 6-8 | 215 | 18 | - | Hamilton, Ind. |
| 34 | Chuck Verderber | F | So. | 6-6 | 220 | 20 | 1L | Lincoln, Ill. |
| 40 | Fred Cowan | C-F | Jr. | 6-8 | 210 | 21 | 2L | Sturgis, Ky. |
| 44 | Charles Hurt | F | Fr. | 6-6 | 215 | 18 | - | Shelbyville, Ky. |
| 52 | LaVon Williams | F | Sr. | 6-7 | 220 | 21 | 3L | Denver, Colo. |

HEAD COACH — Joe B. Hall (Eighth Year at Kentucky)

ASSISTANT COACHES — Dick Parsons, Leonard Hamilton and Joe Dean
STUDENT MANAGER — George Fletcher

LETTERMEN LOST — 3

LETTERMEN RETURNING — 6

From Kentucky — 1
From 5 Other States — 5

SQUAD STRENGTH — 13

Seniors — 3
Juniors — 2
Sophomores — 3
Freshmen — 5

1978-79 KENTUCKY VARSITY BASKETBALL STATISTICS (31 GAMES) — FINAL

| Player | G-St | Min. | Fg-Fga | Pct. | Ft-Fga | Pct. | Reb-Ave. | A | Pf-D | Pts. | Ave. | TO |
|----------------------|-------|----------|---------|---------|---------|-----------|----------|--------|--------|------|------|----|
| MACY..... | 31-30 | 1111 | 179-355 | 50.4 | 112-129 | 86.8 | 82- 2.7 | 129 | 68-0 | 470 | 15.2 | 63 |
| ANDERSON..... | 29-15 | 807 | 128-252 | 50.8 | 131-182 | 72.0 | 86- 3.0 | 63 | 82-4 | 387 | 13.3 | 62 |
| WILLIAMS..... | 31-31 | 891 | 119-219 | 54.3 | 118-146 | 80.8 | 213- 6.9 | 26 | 127-11 | 356 | 11.5 | 79 |
| COWAN..... | 31-24 | 722 | 106-217 | 48.9 | 78-116 | 67.2 | 171- 5.5 | 16 | 109-7 | 290 | 9.4 | 54 |
| CLAYTOR..... | 30-23 | 652 | 111-227 | 48.9 | 38- 48 | 79.2 | 25- 0.8 | 53 | 68-4 | 260 | 8.7 | 53 |
| SHIDLER..... | 30- 7 | 620 | 67-129 | 51.9 | 55- 64 | 85.9 | 29- 1.0 | 34 | 67-2 | 189 | 6.3 | 41 |
| VERDERBER..... | 31-10 | 607 | 62-119 | 52.1 | 65- 87 | 74.7 | 131- 4.2 | 38 | 79-2 | 189 | 6.1 | 44 |
| TILLMAN..... | 30- 0 | 405 | 37-110 | 33.6 | 26- 27 | 96.3 | 99- 3.3 | 7 | 55-0 | 100 | 3.3 | 27 |
| CASEY..... | 22- 2 | 99 | 7- 18 | 38.9 | 5- 7 | 71.4 | 10- 0.5 | 8 | 13-0 | 19 | 0.9 | 9 |
| GETTELFINGER..... | 8- 0 | 15 | 2- 3 | 66.7 | 2- 2 | 100.0 | 3- 0.4 | 1 | 1-0 | 6 | 0.8 | 1 |
| ALEKSINAS..... | 13-13 | 366 | 58-125 | 46.4 | 33- 45 | 73.3 | 79- 6.1 | 13 | 37-0 | 149 | 11.5 | 27 |
| STEPHENS..... | 6- 0 | 57 | 14- 25 | 56.0 | 3- 5 | 60.0 | 7- 1.2 | 4 | 9-0 | 31 | 5.2 | 4 |
| TEAM | | | | | | | | | | | | |
| KENTUCKY TOTALS..... | 31 | 890-1799 | 49.5 | 666-858 | 77.6 | 1034-33.4 | 392 | 715-30 | 2446 | 78.9 | 464 | |
| OPPONENT TOTALS..... | 31 | 886-1788 | 49.6 | 508-719 | 70.7 | 995-32.1 | 435 | 838-53 | 2280 | 73.6 | 532 | |

99 KY-OPP Deadball 92-93

BLOCKED SHOTS — STEALS: Anderson 3-20, Casey 0-3, Claytor 2-20, Cowan 36-27, Gettelfinger 0-0, Macy 1-69, Shidler 3-11, Tillman 3-9, Verderber 4-19, Williams 10-21, Aleksinas 1-5, Stephens 0-3.
 TOTALS: Kentucky 59-208, Opponents 90-191

1978-79 TIME PLAYED AND HIGH GAME, POINTS-REBOUNDS

| Player-Pos. | Games | Minutes Played | Total Points | High Points | Total Rebounds | High Rebounds |
|---------------------|-------|----------------|--------------|---|----------------|------------------------------------|
| Macy, G. | 31 | 1111 | 470 | 32 Miss. (SECT) | 82 | 6 Alabama (H) |
| Anderson, G-F. | 29 | 807 | 387 | 26 Miss. St. (H) | 86 | 14 Miss. St. (H) |
| Williams, F. | 31 | 891 | 356 | 19 Tennessee (H) | 213 | 14 Auburn (H) |
| Cowan, C-F. | 31 | 722 | 290 | 20 Georgia (H) | 171 | 13 LSU (A) |
| CLAYTOR, G. | 30 | 652 | 260 | 27 Tennessee (SECT) | 25 | 4 W. Texas (H) LSU (SECT) |
| Shidler, G. | 30 | 620 | 189 | 20 S. Carolina (A) | 29 | 4 Tennessee (A) |
| Verderber, F. | 31 | 607 | 189 | 22 Florida (H) | 131 | 13 Florida (H) |
| TILLMAN, F. | 30 | 405 | 100 | 14 Florida (A) | 99 | 9 W. Texas (H) |
| CASEY, G. | 22 | 99 | 19 | 6 Vanderbilt (H) | 10 | 2 La Salle Miss. (H) LSU (A) |
| Gettelfinger. | 8 | 15 | 6 | 2 W. Texas (H) Tennessee (A) Vanderbilt (H) | 3 | 2 W. Texas (H) |
| ALEKSINAS, C. | 13 | 375 | 149 | 20 Syracuse (UKIT) | 79 | 12 Indiana (A) |
| STEPHENS, F. | 6 | 57 | 31 | 14 W. Texas (H) | 7 | 4 La Salle |

STARTING COMBOS — 1978-79

| | |
|---|-----------------|
| Cowan, Williams, Aleksinas, Macy, Claytor | (Won 3, Lost 4) |
| Verderber, Williams, Aleksinas, Macy, Claytor | (Won 2, Lost 2) |
| Cowan, Williams, Aleksinas, Macy, Casey | (Won 1, Lost 0) |
| Anderson, Williams, Aleksinas, Macy, Claytor | (Won 0, Lost 1) |
| Anderson, Williams, Cowan, Macy, Claytor | (Won 5, Lost 0) |
| Verderber, Williams, Cowan, Macy, Claytor | (Won 1, Lost 3) |
| Anderson, Williams, Verderber, Macy, Claytor | (Won 1, Lost 0) |
| Anderson, Williams, Cowan, Macy, Shidler | (Won 5, Lost 2) |
| Anderson, Williams, Cowan, Casey, Claytor | (Won 1, Lost 0) |

KENTUCKY BASKETBALL NO. 1 FOR 50-YEAR PERIOD (1926-75)

It comes as no surprise to Kentucky basketball fans that the Wildcats are "NO. 1"—but proving it to your contemporaries may end in the usual sports hassle—no absolute proof.

Look no more, our friends. Steve Boda of the NCAA Statistical Bureau has come up with the clincher—a 50-year record of the nation's winningest collegiate teams which shows Kentucky perched firmly at the top with no other team in sight. Here is how the top ten stack up.

| Team | Years | Won | Lost | Winning Percentage |
|-------------------------|-------|-----|------|--------------------|
| 1. Kentucky | 50* | 991 | 246 | .801 |
| 2. St. John's | 50 | 899 | 330 | .731 |
| 3. North Carolina | 50 | 922 | 361 | .719 |
| 4. Western Kentucky | 50 | 932 | 371 | .715 |
| 5. Duquesne | 47 | 754 | 319 | .703 |
| 6. Kansas | 50 | 800 | 367 | .686 |
| 7. North Carolina State | 50 | 815 | 386 | .679 |
| 8. Notre Dame | 50 | 815 | 391 | .676 |
| 9. UCLA | 50 | 841 | 411 | .672 |
| 10. St. Bonaventure | 49 | 669 | 329 | .670 |


* — 49 Seasons

KENTUCKY FROSH RECORD

| Year | Won | Lost | PF | PA | Coach |
|-------------------|-----|----------------------|------|------|----------------------------------|
| 1923 | 11 | 0 | 357 | 162 | S. A. Boles |
| 1924 | 7 | 3 | 265 | 193 | L. S. Burnham |
| 1925 | 11 | 0 | 417 | 185 | Ray Eklund |
| 1926 | | (Record Unknown) | | | S. A. Boles |
| 1927 | 19 | 0 | 822 | 413 | J. R. McFarland |
| 1928 | 7 | 1 | 222 | 110 | Fred Major |
| 1929 | 9 | 1 | 260 | 193 | M. E. Potter |
| 1930 | 8 | 0 | 250 | 143 | M. E. Potter |
| 1931 | 4 | 2 | 178 | 116 | (Unknown) |
| 1932 | 10 | 0 | 463 | 175 | Elmer Gilb |
| 1933 | 8 | 1 | 408 | 204 | J. R. Campbell and Len Miller |
| 1934 | 16 | 0 | 809 | 340 | Len Miller |
| 1935 (Incomplete) | 11 | 1 | 397 | 232 | Paul McBrayer |
| 1936 | 11 | 1 | 392 | 263 | Paul McBrayer |
| 1937 | 7 | 2 | 321 | 201 | Paul McBrayer |
| 1938 | 8 | 2 | 399 | 286 | Paul McBrayer |
| 1939 | 9 | 1 | 433 | 293 | Paul McBrayer |
| 1940 (Incomplete) | 16 | 0 | 504 | 283 | Paul McBrayer |
| 1941 | | (No Team) | | | |
| 1942 | 2 | 2 | 185 | 163 | Paul McBrayer |
| 1943-1948 | | (No Schedule Played) | | | |
| 1949 | 15 | 0 | 1203 | 673 | Harry Lancaster |
| 1950 | 15 | 1 | 1269 | 767 | Harry Lancaster |
| 1951 | 13 | 0 | 1112 | 620 | Harry Lancaster |
| 1952-1953 | | (No Team) | | | |
| 1954 | 6 | 0 | 646 | 391 | Harry Lancaster |
| 1955 | 9 | 4 | 1156 | 832 | Harry Lancaster |
| 1956 | 4 | 4 | 680 | 562 | Harry Lancaster |
| 1957 | 7 | 0 | 612 | 431 | Harry Lancaster |
| 1958 | 16 | 1 | 1658 | 1125 | Harry Lancaster |
| 1959 | 6 | 3 | 773 | 617 | Harry Lancaster |
| 1960 | 9 | 5 | 1129 | 967 | Harry Lancaster |
| 1961 | 13 | 5 | 1579 | 1358 | Harry Lancaster |
| 1962 | 13 | 5 | 1647 | 1223 | Harry Lancaster |
| 1963 | 14 | 3 | 1437 | 1053 | Harry Lancaster |
| 1964 | 13 | 3 | 1600 | 1305 | Harry Lancaster |
| 1965 | 17 | 2 | 1741 | 1268 | Harry Lancaster |
| 1966 | 5 | 10 | 1165 | 1227 | Harry Lancaster |
| 1967 | 18 | 2 | 1977 | 1531 | Harry Lancaster |
| 1968 | 11 | 9 | 1838 | 1667 | Harry Lancaster |
| 1969 | 18 | 4 | 1984 | 1650 | Harry Lancaster and Joe Hall |
| 1970 | 16 | 6 | 1975 | 1782 | Joe Hall |
| 1971 | 12 | 8 | 1728 | 1640 | Joe Hall |
| 1972 | 22 | 0 | 2208 | 1487 | Joe Hall |
| 1973* | 2 | 10 | 713 | 824 | Dick Parsons |
| 1974* | 7 | 3 | 863 | 693 | Dick Parsons |
| 1975* | 4 | 2 | 477 | 459 | Ray Edelman |
| 1976* | 5 | 2 | 604 | 572 | Jim Long |
| 1977-'79* | | (No Team) | | | |

*Junior Varsity Teams

Scouting Reports



FIRST ANNUAL NAISMITH BASKETBALL HALL OF FAME GAME

1st Game—DUKE at Springfield, Mass.—Saturday, Nov. 17 (TV)

Site—Springfield Civil Center (8,781)
 Location—Durham, N.C.
 Enrollment—9,286
 Conference—Atlantic Coast
 Nickname—Blue Devils
 Colors—Blue and White
 Athletic Director—Tom Butters
 Publicist—Tom Mickle
 Ph—919-684-2633
 1978-79 Record—Won 22, Lost 8
 (Conf. Finish—9-3—Tie 1st.)

Tipoff—1:00 p.m. EST (NAT. TV)
 Series—UK leads 10-2 since '30
 Last Game—94-88 UK (NCAA) in '78
 Biggest Win Margin—
 UK 22 (98-76) in '69
 DU 5 (37-32) in '30
 Records at Site—
 No Games Played
 at Springfield
 Hall Record—Won 1, Lost 0

COACH—Bill Foster (5 Years at Duke—Won 89, Lost 55—PCT. 58.3)

Offense—Pro Style

Defense—Switching Defenses

Chief Losses—Jim Spanarkel (G) 15.9

Top Returnees—Mike Gminski (6-11 C) 18.8; Gene Banks (6-7 F) 15.9; Bob Bender
 6-2 G) 6.8; Kenny Dennard (6-4 F) 6.4

Best Newcomers—Tom Emma (6-2 G); Chip Engelland (6-4 G); Mike Tissaw (6-8 F);
 Allen Williams (6-8 F)—All Freshmen.

OUTLOOK: All-America center Mike Gminski will spearhead a veteran Duke team that returns five of its top six players. Junior forwards Gene Banks and Kenny Dennard, both two-year starters and guard Bob Bender will give the Devils experience and talent for a run at the top. Sophomore Vince Taylor, a Lexington (Ky.) native, is expected to fill in the post vacated by Spanarkel. Two freshmen, Chip Engelland and Tom Emma each led scoring in respective prep leagues in Los Angeles and Long Island.

DUKE SCHEDULE

| | |
|--|---------------------------------|
| 11-17 Kentucky N | 1-21 Georgia Tech A |
| 11-30- | 1-23 Virginia H |
| 12- 1 Big Four N | 1-26 Pittsburgh A |
| 12- 5 Princeton H | 1-30 Wake Forest A |
| 12- 8 East Carolina H | 2- 2 Maryland A |
| 12-11 Pennsylvania A | 2- 6 Virginia A |
| 12-21-22 Industrial Nat. Cl. A | 2-10 Marquette A |
| 12-28-29 Iron Duke Classic H | 2-13 N.C. State A |
| 1- 5 Colgate H | 2-16 Maryland H |
| 1- 7 Georgia Tech H | 2-20 Clemson H |
| 1- 9 Clemson A | 2-23 North Carolina A |
| 1-12 North Carolina H | 2-28- |
| 1-16 Wake Forest H | 3- 1 ACC Tournament N |
| 1-19 N.C. State H | |

**2nd, 3rd and 4th Games—GREAT ALASKAN SHOOTOUT
at Anchorage—Nov. 30-Dec. 2 (TV)
(Tipoff Times TBA)**

ALASKA

| | |
|---|---------------------------|
| Site—Sport Center Gym (2,500) | Publicist—Gary Montgomery |
| Location—Anchorage | Ph-907-263-1229 |
| Enrollment—4,500 | 1978-79 Record—16-11 |
| Conference—Independent | Series—No Games Played |
| Nickname—Seawolves | Lettermen Lost—8 |
| Colors—Green and Old Gold | Lettermen Back—4 |
| Athletic Director—Lewis Haines | Starters Back—2 |
| COACH—Gary Bliss (1 Year at UA—Won 16, Lost 11—Pct. 59.3) | |

BRADLEY

| | |
|--|---------------------------------|
| Location—Peoria, Ill | Series—UK Leads 2-0 since '49 |
| Enrollment—5,000 | Last Game—71-66 UK (SB) in '49 |
| Conference—Missouri Valley | Biggest Win Margin— |
| Nickname—Braves | UK 10 (62-52) in '49 |
| Colors—Red and White | Records at Site—No Games Played |
| Athletic Director—Ron Ferguson | Hall Record—Won 0, Lost 0 |
| Publicist—Joe Dalfonso | Lettermen Lost—5 |
| Ph—309-676-7611, x 315 | Lettermen Back—5 |
| 1978-79 Record—Won 9, Lost 17 | Starters Back—4 |
| (Conf. Finish—3-139th) | |
| COACH—Dick Versace (1 Year at BU—Won 9, Lost 17—Pct. 34.6) | |

IONA

| | |
|---|---------------------------------|
| Location—New Rochelle, N.Y. | Series—UK Leads 1-0 since '77 |
| Enrollment—5,200 | Last Game—104-65 UK (H) in '77 |
| Conference—ECAC Metro NY-NJ | Biggest Win Margin— |
| Nickname—Gaels | UK 39 (104-65) in '77 |
| Colors—Maroon and Gold | Records at Site—No Games Played |
| Athletic Director—James Valvano | Hall Record—Won 1, Lost 0 |
| Publicist—Jerry Kissel | Lettermen Lost—3 |
| Ph—914-636-2100 x 414 | Lettermen Back—10 |
| 1978-79 Record—Won 23, Lost 6 | Starters Back—4 |
| (Conf. Finish—10-0 1st) | |
| COACH—James Valvano (4 Years at IC—Won 65, Lost 42—Pct. 60.8) | |

LAMAR

Location—Beaumont, TX
Enrollment—12,500
Conference—Southland
Nickname—Cardinals
Colors—Red and White
Athletic Director—J.B. Higgins
Publicist—Rush Wood
Ph—713-883-7710

1978-79 Record—23-9
(Conf. Finish—9-1 1st)
Series—No. Games Played
Hall Record—Won 0, Lost 0
Lettermen Lost—3
Lettermen Back—9
Starters Back—4

COACH—Billy Tubbs (3 Years at LU—Won 53, Lost 35—Pct. 60.2)

LONG BEACH STATE

Location—Long Beach, CA
Enrollment—32,000
Conference—PCAA
Nickname—49ers
Colors—Brown and Gold
Athletic Director—Perry C. Moore
Publicist—Terry Rose
Ph—213-498-4667

1978-79 Record—Won 16, Lost 12
(Conf. Finish—7-7 4th)
Series—No Games Played
Hall Record—Won 0, Lost 1
Lettermen Lost—3
Lettermen Back—8
Starters Back—4

COACH—Tex Winter (1 Year at LBS—Won 16, Lost 12—Pct. 57.1)

PACIFIC

Location—Stockton, CA
Enrollment—6,100
Conference—PCAA
Nickname—Tigers
Colors—Orange and Black
Series—No Games Played
Hall Record—Won 0, Lost 0
Lettermen Lost—2

Lettermen Back—12
Starters Back—4
Athletic Director—Elkin Isaac
Publicist—Jay Goldberg
Ph—209-946-2479
1978-79 Record—Won 18, Lost 12
(Conf. Finish—11-3 1st)

COACH—Dick Fichtner (1st Year at UOP)

TEXAS A&M

Location—College Station, TX
Enrollment—32,000
Conference—Southwest
Nickname—Aggies
Colors—Maroon and White
Athletic Director—Marvin Tate
Publicist—Jim Butler
Ph—713-845-5725
1978-79 Record—Won 24, Lost 9
(Conf. Finish—11-5 3rd)

Series—UK Leads 2-1 since '41
Last Game—73-69 TA&M (UKIT) in '78
Biggest Win Margin—
UK 65 (83-18) in '46
A&M 4 (73-69) in '78
Records at Site—No Games Played
Hall Record—Won 0, Lost 1
Lettermen Lost—3
Lettermen Back—10
Starters Back—5

COACH—Shelby Metcalf (16 Years at A&M—Won 247, Lost 171—Pct. 59.1)

5th Game—BAYLOR at Lexington—Saturday, Dec. 8 (TV)

Site—Rupp Arena (23,000)

Location—Waco, TX

Enrollment—9,500

Conference—Southwest

Nickname—Bears

Colors—Green and Gold

Athletic Director—Jack Patterson

Publicist—Sid Wilson

Ph. 817-754-4648

1978-79 Record—Won 16, Lost 12

(Conf. Finish—9-7 4th)

COACH—Jim Haller (2 Years at BU—Won 30, Lost 25—Pct. 54.5)

Offense—Passing Game

Defense—Man-to-Man

Chief Losses—Vinnie Johnson (G) 25.2; Wendell Mays (F) 12.8; Marty Zeller (C) 4.3

Top Returnees—Terry Teagle (6-5 G) 14.6; Pat Nunley (6-4 G) 9.4; Julio Gallardo (6-8 F) 5.8; Jim Vaszauskas (6-4 F-G) 5.5

Best Newcomers—Mike Battle (6-5 F); Jay Shakir (6-4 G); Kenneth Perkins (6-7 F)

OUTLOOK: Two starters—Terry Teagle, the team's second leading scorer at 14.6 ppg and playmaker Pat Nunley, 9.4 ppg—return along with swingmen Julio Galardo and Jim Vaszauskas, both partime starters, to give the Bears a solid nucleus to build upon. Third year coach Jim Haller expects to improve on last year's 16-12 record, the finest since 1971 at Baylor

BAYLOR SCHEDULE

| | | | | | |
|----------|----------------------------|---|------|--------------------------|---|
| 11-20 | Greece | H | 1-15 | Arkansas | A |
| 12- 1 | Brigham Young | A | 1-19 | Texas Tech | A |
| 12- 3 | Texas—El Paso | A | 1-22 | Texas | H |
| 12- 5 | New Mexico State | H | 1-26 | Houston | A |
| 12- 8 | Kentucky | A | 1-28 | TCU | H |
| 12-11 | McMurry | H | 1-30 | Texas A&M | H |
| 12-15 | Oklahoma City | H | 2- 2 | Rice | A |
| 12-17 | Trinity | H | 2- 4 | SMU | A |
| 12-21-22 | Bayou Classic | A | 2- 7 | Arkansas | H |
| 12-29 | Davidson | H | 2- 9 | Texas Tech | H |
| 1- 5 | Texas A&M | A | 2-12 | Texas | A |
| 1- 8 | SMU | H | 2-16 | Houston | H |
| 1-12 | Rice | H | 2-22 | TCU | A |
| | | | 2-25 | SWC Tournament | N |

6th Game—SOUTH CAROLINA at Lexington—Monday, Dec. 10

Site—Rupp Arena (23,000)
 Location—Columbia, SC
 Enrollment—24,842
 Conference—Independent
 Nickname—Fighting Gamecocks
 Colors—Garnet and Black
 Athletic Director—Jim Carlen
 Publicist—Tom Price
 Ph—803-777-5204
 1977-78 Record—Won 15, Lost 12

Tipoff—7:30 p.m. EST
 Series—UK Leads 7-1 since '28
 Last Game—79-74 UK (A) in '79
 Biggest Win Margin—
 UK 39 (64-25) in '41
 SC 6 (44-38) in '33
 Records at Site—
 UK 3-0 in Lexington (Last Win '77)
 BU 0-3 in Lexington
 Hall Record—Won 3, Lost 0

COACH—Frank McGuire (15 Years at SC—Won 267, Lost 131—Pct. 70.4)

Offense—Free Lance
 Chief Losses—None

Defense—Multiple

Top Returnees—Cedrick Hordges (6-8 C) 19.6; Mike Doyle (6-4 G) 15.3; Zam Fredrick (6-2 G) 13.9; Jim Strickland (6-11 C) 8.3; Tom Wimbush (6-6 F) 6.2
 Best Newcomers—Kevin Darmody (6-7 F) 29.0; Derrick Scott (6-3 G) 17.9

OUTLOOK: The Gamecocks return all five starters and four other lettermen from last year's 15-12 team. All-America candidate Cedric Hordges leads a squad that has the size and experience to become a bonafide top-10 team.

Both Hordges and Jim Strickland were NBA draft picks but opted for a final year of college play. Second-year Capt. Mike Doyle will provide the leadership at guard as coach Frank McGuire enters his 16th year at Carolina.

SOUTH CAROLINA SCHEDULE

| | | | | | |
|----------|--------------------------------|---|------|--------------------------------|---|
| 12- 1 | Biscayne | H | 1-21 | Dartmouth | H |
| 12- 3 | South Carolina State | H | 1-23 | Florida Southern | N |
| 12- 5 | Clemson | A | 1-26 | Marquette | H |
| 12- 8 | Columbia | H | 1-30 | Hofstra | N |
| 12-10 | Kentucky | A | 2- 2 | Clemson | H |
| 12-20 | Auburn-Montgomery | H | 2- 4 | Rhode Island | H |
| 12-22 | Wofford | H | 2- 7 | East Carolina | H |
| 12-28-29 | Iron Duke Classic | A | 2- 9 | Davidson | N |
| 1- 3 | Georgia Southern | H | 2-14 | Southern Mississippi | H |
| 1- 5 | Maine | N | 2-16 | Notre Dame | H |
| 1- 9 | William & Mary | H | 2-18 | Boston University | H |
| 1-17 | Marshall | H | 2-20 | Furman | A |
| 1-19 | East Tennessee | H | 2-23 | Western Kentucky | H |

7th Game—KANSAS at Lawrence—Wednesday, Dec. 12 (TV)

Site—Allen Field House (16,000)
 Location—Lawrence, Kan.
 Enrollment—25,500
 Conference—Big Eight
 Nickname—Jayhawks
 Colors—Crimson and Blue
 Athletic Director—Bob Marcum
 Publicist—Don Baker
 Ph—913-864-3417
 1978-79 Record—Won 18, Lost 11
 (Conf. Finish—8-6-Tie 2nd)

Tipoff—8:35 p.m. EST (TV)
 Series—UK Leads 10-1 since '50
 Last Game—67-66 (OT) (H) in '78
 Biggest Win Margin—
 UK 37 (100-63) in '74
 KU 8 (71-63) in '73
 Record at Site—
 UK 4-1 in Lawrence (Last Win '77)
 KU 1-4 in Lawrence (Last Win '73)
 Hall Record—Won 6, Lost 1

COACH—Ted Owens (15 Years at KU—Won 283, Lost 130—Pct. 68.5)

Offense—Fast Break
 Chief Losses—Paul Mokeski (C) 14.1; Wilmore Fowler (G) 9.2; Brad Sanders (G-F) 1.8
 Top Returnees—Darnell Valentine (6-2 G) 16.1; John Crawford (6-7 F) 10.2; Tony Guy (6-5 G) 9.2
 Best Newcomers—Keith Douglas (6-3 G) 25.5; Art Housey (6-10 C) JUCO 14.0; Ricky Ross (6-5 G) 32.1; Ben Moore (5-10 F) 15.5

OUTLOOK: Despite the return of eight lettermen, the Jayhawks again will feature a youthful appearance with only three seniors, none of whom have started a game, on the 13-man roster. Potential improvement in rebounding and shooting could be the ingredient missing from last year's team. For the third year, Jayhawk leader Darnell Valentine will be the marked man after leading scoring, assists and steals the past two seasons

KANSAS SCHEDULE

| | | | |
|-------|---|-------|----------------------------------|
| 11-15 | Yugoslavia H | 1-16 | Nebraska A |
| 12- 1 | Nevada-Reno H | 1-19 | Kansas State H |
| 12- 3 | Oral Roberts A | 1-23 | Oklahoma A |
| 12- 5 | Southern Methodist A | 1-26 | Colorado H |
| 12- 8 | San Diego State H | 1-20 | Oklahoma State A |
| 12-10 | California State College-Bakersfield H | 2- 2 | Iowa State H |
| 12-12 | Kentucky H | 2- 5 | Nebraska H |
| 12-15 | San Francisco State H | 2- 7 | Iona N |
| 12-22 | Wisconsin-Oshkosh H | 2- 9 | Missouri A |
| 12-27 | Pepperdine A | 2-13 | Oklahoma H |
| 12-29 | Arizona State A | 2-16 | Kansas State A |
| 12-31 | Arizona A | 2-20 | Colorado A |
| 1- 9 | Missouri H | 2-23 | Oklahoma State H |
| 1-12 | Iowa State A | 2-26- | |
| | | 3- 1 | Big Eight Tournament N |

8th Game—INDIANA at Lexington—Saturday, Dec. 15 (TV)

Site—Rupp Arena (23,000)
 Location—Bloomington, Ind.
 Enrollment—31,500
 Conference—Big Ten
 Nickname—Hoosiers
 Colors—Cream and Crimson
 Athletic Director—Ralph Floyd
 Publicist—Tom Miller
 Ph—812-337-2421
 1978-79 Record—Won 22, Lost 12
 (Conf. Finish—10-8 5th)

Tipoff—7:35 p.m. EST (TV)
 Series—IU Leads 13-8 since '24
 Last Game—68-67 IU (OT) (A) in '78
 Biggest Win Margin—
 UK 35 (91-56) in '65
 IU 24 (98-74) in '74
 Records at Site—
 UK 3-2 in Lexington (Last Win '77)
 IU 2-3 in Lexington (Last Win '26)
 Hall Record—Won 3, Lost 5

COACH—Bob Knight (8 Years at IU—Won 182, Lost 53—Pct. 77.5)

Offense—Motion, Passing Game
 Chief Losses—Scott Eells (G-F) 3.4
 Top Returnees—Mike Woodson (6-5 F) 21.0; Ray Tolbert (6-9 F) 11.9; Butch Carter (6-5 G) 8.5; Randy Wittman (6-5 G) 7.1; Steve Risley (6-8 F) 6.6
 Best Newcomers—Isiah Thomas (6-1 G) 24.0; Steve Bouchie (6-8 F) 27.0; Chuck Franz (6-2 G) 32.7

Defense—Man-to-Man

OUTLOOK: After a blazing finish that saw IU win eight of their last nine games, including the NIT title last year, things look better than ever for the Hoosiers, who lost only one letterman (reserve Scott Eells) from that squad. Talent and experience are deep and added with promising newcomers such as Isiah Thomas and Steve Bouchie, this could be the year for the Hoosiers.

INDIANA SCHEDULE

| | |
|---------------------------------------|---------------------------------|
| 11-17 Russia H | 1-19 Northwestern A |
| 12- 1 Miami (Ohio) H | 1-24 Minnesota A |
| 12- 7-8 Indiana Classic H | 1-26 Purdue H |
| 12-11 Georgetown H | 1-31 Illinois H |
| 12-15 Kentucky A | 2- 2 Purdue A |
| 12-18 Toledo N | 2- 7 Northwestern H |
| 12-22 North Carolina H | 2- 9 Illinois A |
| 12-28-29 Cabrillo Classic A | 2-14 Iowa A |
| 1- 3 Ohio State A | 2-16 Minnesota H |
| 1- 5 Wisconsin A | 2-21 Michigan State A |
| 1-10 Michigan H | 2-23 Michigan A |
| 1-12 Michigan State H | 2-28 Wisconsin H |
| 1-17 Iowa H | 3- 1 Ohio State H |

GEORGIA

9th Game—at Atlanta—Monday, Dec. 17
20th Game—at Lexington—Saturday, Jan. 26

Site—The Omni (15,673) Atlanta
 Rupp Arena (23,000) Lexington
 Location—Athens, Ga.
 Enrollment—22,500
 Conference—Southeastern
 Nickname—Bulldogs
 Colors—Red and Black
 Athletic Director—Vince Dooley
 Publicist—Claude Felton
 Ph—404-542-1621
 1978-79 Record—Won 14, Lost 14
 (Conf. Finish—7-11 7th)

Tipoff—8:00 p.m. EST
 Tipoff—7:30 p.m. EST
 Series—UK Leads 60-9 since '21
 Last Game—90-74 UK (A) in '79
 Biggest Win Margin—
 UK 77 (143-66) in '56
 UG 11 (71-60) in '50
 Records at Site—
 UK 5-2 in Atlanta (Last Win '62)
 UG 1-28 in Lexington (Last Win '23)
 Hall Record—Won 13, Lost 1

COACH—Hugh Durham (1 Year at UG—Won 14, Lost 14—Pct. 50.0)

Offense—High Post
 Chief Losses—Walter Daniels (G) 21.9; Ron Webb (F) 8.1; Mark Slonaker (F) 2.9
 Top Returnees—Lavon Mercer (6-10 C) 13.4; Eric Marbury (6-3 F-G) 11.8; Jimmy Daughtry (6-1 G) 9.2
 Best Newcomers—Dominique Wilkins (6-7 F) 29.0

OUTLOOK: Attempting to put Georgia on the basketball map, second-year coach Hugh Durham followed up the Dogs' finest season (14-14) in seven years with what generally was judged as the No. 2 (to Kentucky) recruiting job in the country. Three veterans, Lavon Mercer, Jimmy Daughtry and Eric Marbury are back to hold down center and the backcourt, while the forward slots should be up for grabs among prep all-americans Terry Fair, Mike Morris and Dominique Wilkins.

GEORGIA SCHEDULE

| | |
|------------------------------------|------------------------------------|
| 11-30 Troy State H | 1-19 Auburn A |
| 12- 3 Whittier College H | 1-23 Tennessee H |
| 12- 8 Eckerd College H | 1-26 Kentucky A |
| 12-12 Ole Miss. A | 1-30 Florida H |
| 12-15 Georgia Tech A | 2- 2 Vanderbilt A |
| 12-17 Kentucky H | 2- 6 Mississippi State H |
| 12-19 Erskine College H | 2- 9 Louisiana State A |
| 12-22 Belmont College H | 2-11 Alabama* H |
| 12-29 Lenoir-Rhyne H | 2-16 Auburn H |
| 1- 2 Florida A | 2-18 Georgia Tech A |
| 1- 5 Vanderbilt H | 2-21 Tennessee* A |
| 1- 9 Mississippi State A | 2-23 Ole Miss. H |
| 1-12 Louisiana State* H | 2-27-3-1 SEC Tourney N |
| 1-16 Alabama H | |

*SEC TV

**U.K. INVITATIONAL TOURNAMENT (TV)
Friday and Saturday, Dec. 21, 22**

(See also special UKIT Information, Pages 30-36)
Site All Games—Rupp Arena (23,000)
(25-Minutes Intermission Between Games)

CALIFORNIA

Location—Berkeley, CA
Enrollment—29,000
Conference—Pac-10
Nickname—Golden Bears
Colors—Blue and Gold
Athletic Director—Dave Maggard
Publicist—John McCasey
Ph—415-642-5363
1978-79 Record—Won 6, Lost 21
(Conf. Finish—Won 4, Lost 14—10th)

Series—No Games Played
Hall Record—Won 0, Lost 0

COACH—Dick Kuchen (1 Year at UC—Won 6, Lost 21—Pct. 22.2)

Offense—Multiple
Chief Losses—John Caselli (G) 7.3; Tom Schneiderjohn (C) 6.5
Top Returnees—Kevin Singleton (6-6 G-F) 16.1; Doug True (6-7 F) 9.3; Kevin Sparks (6-1 G) 7.6
Best Newcomers—Michael Pitts (6-11 F-C) 28.6; Reid Poole (6-9 F-C) 28.6; Michael Chavez (5-9 G) 26.2

Defense—Man-to-Man

OUTLOOK: The finest recruiting job ever at California will help erase memories of the Bears' worst ever season as well as serve as a springboard to boost the tradition rich school to a level it enjoyed in the '50's and '60's. Senior starters Doug True and Kevin Singleton and five other lettermen will be joined by a five-man freshman group headed by the 6-11 Pitts, Cal. Player-of-the-Year Michael Chaves and Cal. 4A scoring champion Reid Poole.

CALIFORNIA SCHEDULE

| | | | | | |
|----------|---------------------|---|------|---------------------|---|
| 11-30 | Cal.-Santa Barbara | A | 1-19 | Stanford | A |
| 12- 7 | San Francisco | N | 1-24 | Oregon | H |
| 12-14 | Cal.-Riverside | H | 1-26 | Oregon State | H |
| 12-15 | Cal.-San Diego | H | 1-31 | Arizona State | A |
| 12-18 | Cal.-Davis | H | 2- 2 | Arizona | A |
| 12-21-22 | UKIT | A | 2- 7 | Washington State | H |
| 12-28 | UCLA | A | 2- 9 | Washington | H |
| 12-20 | Southern California | A | 2-16 | Stanford | H |
| 1- 3 | Arizona | H | 2-18 | International U. | H |
| 1- 5 | Arizona State | H | 2-23 | Oregon | A |
| 1-12 | Washington | A | 2-25 | Oregon State | A |
| 1-14 | Washington State | A | 2-28 | Southern California | H |
| 1-16 | Santa Clara | A | 3- 1 | UCLA | H |

PURDUE

Location—West Lafayette, Ind.
 Enrollment—30,500
 Conference—Big Ten
 Nickname—Boilermakers
 Colors—Old Gold and Black
 Athletic Director—George King
 Publicist—Tom Shupe
 Ph—317-494-8561
 1978-79 Record—Won 27, Lost 8
 (Conf. Finish—13-5—Tie 1st)

Series—UK Leads 2-1 since '49
 Last Game—89-83 PU (UKIT) in '70
 Biggest Win Margin—
 UK 18 (70-52) in '50
 PU 6 (89-83) in '70
 Records at Site—
 UK 1-1 in Lexington (Last Win '50)
 PU 1-1 in Lexington (Last Win '70)
 Hall Record—Won 0, Lost 0

COACH—Lee Rose (1 Year at PU—Won 27, Lost 8—Pct. 77.1)

Offense—Controlled

Defense—Multiple

Chief Losses—Jerry Sichting (C) 13.6

Top Returnees—Joe Barry Carroll (7-1 C) 22.8; Arnette Hallman (6-7 F) 8.7; Drake Morris (6-5 F) 7.9; Brian Walker (6-2 G) 4.3

Best Newcomers—Teddy Benson (6-10 C)

OUTLOOK: Returning four starters, the Boilermakers look like a good bet to repeat as Big Ten champs with 7-1 All-America Joe Barry Carroll leading the way. Forwards Arnette Hallman and Drake Morris and guard Brian Walker return as well. Mike Searce of Lexington, a fine reserve forward should see considerable action after averaging 6.5 ppg as a freshman.

PURDUE SCHEDULE

| | |
|--|---------------------------------|
| 11-10 Bulgaria H | 1-19 Minnesota A |
| 11-30 Colorado State A | 1-24 Wisconsin A |
| 12- 3 Butler H | 1-26 Indiana A |
| 12- 5 Southeastern Louisiana H | 1-31 Iowa H |
| 12- 8 Providence H | 2- 2 Indiana H |
| 12-11 Nebraska H | 2- 7 Minnesota H |
| 12-21-22 UKIT A | 2- 9 Iowa A |
| 12-29 Tulsa H | 2-14 Northwestern A |
| 1- 3 Michigan State A | 2-16 Wisconsin H |
| 1- 5 Ohio State A | 2-21 Michigan A |
| 1-10 Illinois H | 2-23 Illinois A |
| 1-12 Michigan H | 2-28 Ohio State H |
| 1-13 Syracuse H | 3- 1 Michigan State H |
| 1-17 Northwestern H | |

SOUTHERN METHODIST

Location—Dallas, TX
 Enrollment—9,000
 Conference—Southwest
 Nickname—Mustangs
 Colors—Red and Blue
 Athletic Director—Russ Potts
 Publicist—Bob Condron
 Ph—214-692-2883
 1978-79 Record—Won 11, Lost 16
 (Conf. Finish—6-11—tie 6th)

Series—UK Leads 3-1 since '56
 Last Game—110-86 UK (H) in '77
 Biggest Win Margin—
 UK 24 (110-86) in '77
 SMU 1 (65-64) in '57
 Records at Site—
 UK 3-0 Lexington (Last Win '77)
 Hall Record—Won 1, Lost 0

COACH—Sonny Allen (4 Years at SMU—Won 45, Lost 65—Pct. 40.9)

Offense—Fastbreak
 Chief Losses—Reggie Franklin (C) 11.1
 Top Returnees—Brad Branson (6-10 F) 17.2; Billy Allen (6-0 G) 13.4; Phil Hale (6-4 G) 11.6; Richard Harris (6-5 F) 7.7
 Best Newcomers—Dave Piehler (6-2 G) 28.5; Ollie Hoops (6-3 G-F) JUCO 32.1

Defense—Two-Three Zone

OUTLOOK: SMU returns four starters and four other lettermen, plus an outstanding group of newcomers. All-SWC Brad Branson and SWC assists leader Billy Allen should again be at the top of the conference. Two other starters—Phil Hale and Richard Harris, could be challenged by three JUCO's, Ollie Hoops, Mark Hollman and Dwight Freeman.

SMU SCHEDULE

| | |
|-----------------------------------|----------------------------------|
| 11- 6 Russia H | 1-15 Texas A&M H |
| 12- 1 Tulane H | 1-19 TCU H |
| 12- 3 Texas Lutheran H | 1-22 Rice A |
| 12- 5 Kansas H | 1-26 Texas Tech H |
| 12- 8 Colorado H | 1-30 Texas A |
| 12-15 Texas-Arlington H | 2- 2 Houston H |
| 12-17 Georgia State H | 2- 4 Baylor H |
| 12-19 Texas Wesleyan H | 2- 6 Texas A&M A |
| 12-21-22 UKIT A | 2- 9 TCU A |
| 12-29 Vanderbilt A | 2-12 Rice H |
| 1- 3 Arkansas A | 2-16 Texas Tech A |
| 1- 5 Texas H | 2-19 Arkansas H |
| 1- 8 Baylor A | 2-25-3-1 SWC Tourney N |
| 1-12 Houston A | |

12th Game—NOTRE DAME at Louisville—Saturday, Dec. 29 (TV)*

| | |
|------------------------------------|--------------------------------|
| Site—Freedom Hall (16,613) | Tipoff—7:30 p.m. EST (NAT. TV) |
| Location—Notre Dame, IN | Series—UK Leads 27-14 |
| Enrollment—8,750 | Last Game—81-76 UK (N) in '78 |
| Conference—Independent | Biggest Win Margin— |
| Nickname—Fighting Irish | UK 34 (103-69) in '65 |
| Colors—Gold and Blue | ND 21 (41-20) in '36 |
| Athletic Director—Edward W. Krause | Records at Site— |
| Publicist—Roger O. Valdiserri | UK 17-3 (Last Win '78) |
| Ph—219-283-7516 | ND 3-17 (Last Win '73) |
| 1978-79 Record—Won 24, Lost 6 | Hall Record—Won 6, Lost 1 |

COACH—Richard Phelps (8 Years at ND—Won 161, Lost 72—Pct. 69.1)

Offense—Passing Game Defense—Varied

Chief Losses—Bruce Flowers (C) 9.5; Bill Laimbeer (C) 6.4

Top Returnees—Kelly Tripucka (6-7 F) 14.3; Tracy Jackson (6-5 F) 11.7; Orlando Woolridge (6-9 C) 11.0; Rich Branning (6-3 G) 10.2; Bill Hanzlik (6-7 G) 8.7

Best Newcomers—Tim Andree (6-10 C) 22.4; John Paxson (6-2 G) 23.4; Bill Varner (6-6 F) 27.2

OUTLOOK: Nine lettermen including four starters, plus three highly-touted freshmen, will make the Irish's aim of their fifth straight 20-game victory season a little easier this year. Not only does the Irish talent run rich, it is also deep. Forwards Tripucka (inside) and Jackson (outside) give the Irish a tough pair up front in addition to Woolridge, who is shifting to center to battle 6-11 Gil Salinas and freshman Andree.

*Game tips-off at 7:30 p.m. and will be replayed Nationally at 11:30 p.m. EST

NOTRE DAME SCHEDULE

| | | | | | |
|-------|---------------|---|------|----------------|---|
| 11-15 | Russia | H | 1-23 | Canisius | H |
| 12- 1 | Valparaiso | H | 1-26 | Maryland | H |
| 12- 3 | Iowa State | H | 1-30 | LaSalle | N |
| 12- 5 | Northwestern | A | 2- 2 | Davidson | H |
| 12- 8 | St. Louis | H | 2- 4 | Navy | H |
| 12-11 | UCLA | H | 2- 6 | Manhattan | H |
| 12-13 | St. Joseph's | H | 2- 9 | N.C. State | H |
| 12-22 | Fairfield | H | 2-11 | San Francisco | H |
| 12-29 | Kentucky | N | 2-14 | Fordham | N |
| 1- 8 | San Francisco | A | 2-16 | South Carolina | A |
| 1-10 | Tulane | N | 2-20 | Xavier | A |
| 1-13 | TCU | N | 2-24 | Marquette | H |
| 1-15 | Villanova | H | 2-27 | DePaul | H |
| 1-19 | UCLA | A | 3- 1 | Dayton | A |

AUBURN

13th Game— at Lexington— Wednesday, Jan. 2 (SEC TV)
22nd Game— at Auburn— Wednesday, Jan. 30

| | |
|---|---|
| Site—Rupp Arena (23,000) Lexington Memorial Coliseum (13,000) Auburn Location—Auburn, Ala. Enrollment—18,133 Conference—Southeastern Nickname—Tigers Colors—Burnt Orange, Navy Blue Athletic Director—Lee Hayley Publicist—Buddy Davidson Ph—205-826-4750 1978-79 Record—Won 13, Lost 16 (Conf. Finish—5-13 9th) | Tipoff—9:00 p.m. EST (TV) Tipoff—8:30 p.m. EST Series—UK Leads 42-8 since '21 Last Game—66-59 UK (H) in '79 Biggest Win Margin— UK 66 (84-18) in '47 AU 19 (88-69) in '65 Records at Site— AU 0-22 in Lexington UK 11-7 in Auburn (Last Win '79) Hall Record—Won 11, Lost 3 |
|---|---|

COACH—Sonny Smith (1 Year at AU—Won 13, Lost 16—Pct. 44.8)

Offense—One-Four

Defense—Man-to-Man

Chief Losses—None

Top Returnees—Bobby Cattage (6-9 C) 15.9; Bubba Price (6-3 G) 15.8; Rich Valavicius (6-5 F) 14.4; Earl Banks (6-7 F) 10.9

Best Newcomers—Darrell Lockhart (6-9 F) 29.2; Frank Poindexter (6-6 F) 19.9; Byron Henson (6-3 G) 17.0; Alvin Mumphord (6-2 G) 16.0

OUTLOOK: The Tigers could become an awesome team this year with the likes of 250 lb. Cattage and five other frontliners over 215. Three other starters join Cattage—Earl Banks and Rich Valavicius at forward and Bubba Price at guard. While the Tigs' lost no starters, no one has taken over at point guard, which could be won in a battle between freshmen Byron Henson and Alvin Mumphord. Things should go smoother for second-year coach Sonny Allen, who got in too late last year to recruit a full class.

AUBURN SCHEDULE

| | |
|-------------------------------------|----------------------------------|
| 11-29 Australia N | 1-19 Georgia H |
| 12- 3 Texas Wesleyan H | 1-23 Alabama H |
| 12- 5 Mississippi H | 1-26 Mississippi* A |
| 12- 7-8 Show Me Classic A | 1-30 Kentucky H |
| 12-12 Tennessee A | 2- 2 Florida A |
| 12-15 South Florida A | 2- 4 Florida State A |
| 12-18 Austin Peay N | 2- 6 Vanderbilt* H |
| 12-21-22 Bayou Classic A | 2- 9 Mississippi St. A |
| 1- 2 Kentucky* A | 2-13 LSU H |
| 1- 5 Florida H | 2-16 Georgia A |
| 1- 9 Vanderbilt A | 2-20 Alabama A |
| 1-12 Mississippi St. H | 2-23 Tennessee H |
| 1-16 LSU A | 2-27-3-1 SEC Tourney N |

*SEC TV

MISSISSIPPI

15th Game—at Oxford—Wednesday, Jan. 9
24th Game—at Lexington—Wednesday, Feb. 6

Site—C.M. Smith Coliseum (8,400)
 Oxford
 Rupp Arena (23,000) Lexington
 Location—Oxford, Miss.
 Enrollment—10,000
 Conference—Southeastern
 Nickname—Rebels
 Colors—Cardinal Red & Navy Blue
 Athletic Director—Warner Alford
 Publicist—Ralph Carpenter
 Ph—601-232-7241
 1978-79 Record—Won 11, Lost 16
 (Conf. Finish—6-12—8th)

Tipoff—8:30 p.m. EST
 Tipoff—7:30 p.m. EST
 Series—UK leads 53-4 since '25
 Last Game—82-77 UK (SEC) in '79
 Biggest Win Margin—
 UK 58 (116-58) in '52
 UM 20 (37-17) in '27
 Records at Site—
 UK 12-2 in Oxford (Last Win '79)
 UM 1-27 in Lexington (Last Win '27)
 Hall Record—Won 13, Lost 2

COACH—Bob Weltlich (3 Years at UM—Won 32, Lost 49—Pct. 39.5)

Offense—Motion

Defense—Man-to-Man

Chief Losses—Henry Jackson (G) 1.6

Top Returnees—John Stroud (6-7 F) 26.3; Elston Turner (6-5 F) 15.9; Sean Tuohy (6-1 G) 3.4

Best Newcomers—Carlos Clark (6-5 G) 26.5; Anthony Eubanks (6-5 F) 17.0

OUTLOOK: The Rebs return all five starters including SEC scoring leader John Stroud, who ranked seventh or better in all league offensive categories. Hard working Elston Turner at forward and SEC All-Freshman Sean Tuohy give hope with their hustle that better things are in store for the Rebs this year. Ole Miss has better depth and numbers than in the past and after losing 11 games by eight or less points, feel luck might go their way for a change.

MISSISSIPPI SCHEDULE

| | |
|----------------------------------|----------------------------------|
| 11-15 Portugal H | 1-16 Vanderbilt A |
| 11-30 Mercer H | 1-19 Mississippi St. H |
| 12- 3 Tennessee Tech H | 1-23 LSU A |
| 12- 5 Auburn A | 1-26 Auburn* H |
| 12- 8 Alabama A | 1-30 Tennessee A |
| 12-12 Georgia H | 2- 2 Alabama H |
| 12-15 Arkansas A | 2- 6 Kentucky A |
| 12-19 Southern Miss. A | 2- 9 Florida A |
| 12-22 Memphis State A | 2-13 Vanderbilt H |
| 12-28-29 Sugar Bowl A | 2-16 Mississippi St. A |
| 1- 2 Tennessee* H | 2-21 LSU* H |
| 1- 5 Alabama A | 2-23 Georgia A |
| 1- 9 Kentucky H | 2-27-3-1 SEC Tourney N |
| 1-12 Florida H | |

*SEC TV

ALABAMA

16th Game—at Lexington—Saturday, Jan. 12
25th Game—at Tuscaloosa—Saturday, Feb. 9 (SEC TV)

Site—Rupp Arena (23,000) Lexington
 Memorial Coliseum (15,043)
 Tuscaloosa

Location—Tuscaloosa, Ala.
 Enrollment—17,500
 Conference—Southeastern
 Nickname—Crimson Tide
 Colors—Crimson and White
 Athletic Director—Paul W. Bryant
 Publicist—Gary Stogner
 Ph—205-348-6084
 1978-79 Record—Won 22, Lost 11
 (Conf. Finish—11-7—Tie 3rd)

Tipoff—7:30 p.m. EST
 Tipoff—2:30 p.m. EST (SEC TV)
 Series—UK leads 64-18 since '23
 Last Game—101-100 UK (SEC) in '79
 Biggest Win Margin—
 UK 42 (74-32) in '49
 UA 24 (101-77) in '56
 Records at Site—
 UA 4-35 in Lexington (Last Win '74)
 UK 17-11 in Tuscaloosa (Last Win '77)
 Hall Record—Won 10, Lost 5

COACH—C.M. Newton (11 Years at UA—Won 193, Lost 111—Pct. 63.5)

Offense—Fast Break, Inside Oriented
 Chief Losses—Reggie King (C) 22.6
 Top Returnees—Eddie Phillips (6-6 F) 14.5; Ken Johnson (6-7 F) 10.7; Robert Scott (6-1 G) 10.2; Joe Hancock (6-5 G) 6.0; Eddie Adams (5-11 G) 7.9
 Best Newcomers—Mike Davis (6-5 G) 25.0
 Defense—Man-to-Man

OUTLOOK: The Tide lost the SEC's No. 1 player in Reggie King, but retained the best freshman player, Eddie Phillips, who averaged 14.5 ppg and 7.4 rebounds while setting a Bama shooting record with 60.2 per cent. Two-year starter Ken Johnson holds down the other forward slot while veteran Robert Scott and Joe Hancock are at the guard posts. Reserve Phillip Lockett, 3.9 ppg and 3.6 rebounds, is expected to nail down the post.

ALABAMA SCHEDULE

| | |
|--|-----------------------------------|
| 11-13 Australia H | 1-16 Georgia H |
| 11-30 Maine N | 1-19 Florida* H |
| 12- 3 LaSalle H | 1-23 Auburn A |
| 12- 4 Northeastern H | 1-26 Tennessee H |
| 12- 8 Wisconsin A | 1-30 Mississippi St.* H |
| 12-15 Vanderbilt H | 2- 2 Mississippi A |
| 12-19 Tennessee A | 2- 6 LSU H |
| 12-21-22 Times World Tourney A | 2- 9 Kentucky* H |
| 12-28-29 Sun Bowl Tourney A | 2-11 Georgia* A |
| 1- 2 Mississippi St. A | 2-16 Florida A |
| 1- 5 Mississippi H | 2-20 Auburn H |
| 1- 7 LSU* A | 2-23 Vanderbilt* A |
| 1-12 Kentucky A | 2-27-3-1 SEC Tourney N |

*SEC TV

FLORIDA

17th Game—at Gainesville—Thursday, Jan. 17 (SEC TV)
26th Game—at Lexington—Wednesday, Feb. 13

| | |
|---|--|
| Site—Alligator Alley (5,454) Gainesville Rupp Arena (23,000) Lexington Location—Gainesville, Fla. Enrollment—31,000 Conference—Southeastern Nickname—Gators Colors—Orange and Blue Athletic Director—Bill Carr Publicist—Norm Carlson Ph—904-392-0641 1978-79 Record—Won 8, Lost 19 (Conf. Finish—3-15 10th) COACH—John Lotz (6 Years at UF—Won 79, Lost 81—Pct. 49.4) Offense—Passing Chief Losses—Malcolm Cesare (F) 16.9; Ric Clarson (G) 11.0 Top Returnees—Reggie Hannah (6-8 F) 13.2; Maurice McDaniel (6-8 F) 10.7; Mike Milligan (6-5 G-F) 7.1 Best Newcomers—Damon Bryant (6-3 G) 20.0; Jim Grandholm (6-11 C) 16.5 | Tipoff—9:00 p.m. EST (SEC TV) Tipoff—7:30 p.m. EST Series—UK leads 41-11 since '27 Last Game—87-81 UK (H) in '79 Biggest Win Margin— UK 56 (87-31) in '48 UK 18 (96-78) in '69 Records at Site— UK 14-8 in Gainesville (Last Win '78) UF 2-20 in Lexington (Last Win '74) Hall Record—Won 11, Lost 2 Defense—Man-to-Man |
|---|--|

OUTLOOK: The Gators paid the price of inexperience last year and it reflected in a 3-15 last place finish in the SEC. If things are to be better, it will have to come about from rugged frontliners Reggie Hannah and Maurice McDaniel, a SEC All-Freshman pick last year. The Gators will miss Malcolm Cesare and Ric Clarson, maybe too much to find replacements for them. But two junior sharpshooters—Mark Giombetti and Jimmy Cotton—could ease the pain.

FLORIDA SCHEDULE

| | |
|--------------------------------------|------------------------------------|
| 11- 7 Athletes In Action H | 1-19 Alabama* A |
| 12- 1 LSU A | 1-21 Vanderbilt* A |
| 12- 4 Biscayne College H | 1-26 LSU H |
| 12- 8 Florida State N | 1-30 Georgia A |
| 12-15 Illinois Wesleyan H | 2- 2 Auburn H |
| 12-18 Mercer H | 2- 6 Tennessee A |
| 12-20 Florida Southern A | 2- 9 Mississippi H |
| 12-26-27 Gator Bowl A | 2-13 Kentucky A |
| 12-29 Mississippi St. H | 2-16 Alabama H |
| 1- 2 Georgia H | 2-18 Jacksonville H |
| 1- 5 Auburn A | 2-20 Vanderbilt H |
| 1- 9 Tennessee H | 2-23 Mississippi State A |
| 1-12 Mississippi A | 2-27-3-1 SEC Tourney N |
| 1-17 Kentucky* H | |

*SEC TV

VANDERBILT

18th Game— at Lexington— Saturday, Jan. 19

27th Game— at Nashville— Friday, Feb. 15

Site— Rupp Arena (23,000) Lexington
 Memorial Gymnasium (15,626)
 Nashville

Location— Nashville, Tenn.

Enrollment— 7,000

Conference— Southeastern

Nickname— Commodores

Colors— Black and Gold

Athletic Director— Roy Kramer

Publicist— Lew Harris

Ph— 615-322-4727

1978-79 Record— Won 18, Lost 9

(Conf. Finish— 11-8— Tie 3rd)

Tipoff— 7:30 p.m. EST

Tipoff— 8:30 p.m. EST

Series— UK leads 82-28 since '12

Last Game— 96-70 UK (H) in '79

Biggest Win Margin—

UK 69 (98-29) in '47

VU 17 (82-65) in '74

Records at Site—

VU 12-44 in Lexington (Last Win '74)

UK 34-15 in Nashville (Last Win '78)

Hall Record— Won 8, Lost 6

COACH— Richard Schmidt (1st Year at VU)

Offense— Motion

Defense— Pressure

Chief Losses— Tom Shultz (F) 5.7; Greg Fuller (F) 6.9; Carl Crain (C) 1.2

Top Returnees— Charles Davis (6-7 F) 18.6; Mike Rhodes (6-5 G) 15.5; Tommy Springer (5-10 G) 11.5; Mark Elliott (6-1 G) 6.2

Best Newcomers— Jimmy Gray (6-1 G) 27.0; James Williams (6-6 F) 13.4; Ted Young (6-9 F) 16.5; Willie Jones (6-8 C-F) 7.1

OUTLOOK: First year coach Richard Schmidt believes Vandy, with some quick adjusting to his system, can be a contender for the SEC Crown. The talent is there— four returning starters including All-SEC Charles Davis, who has had some brilliant moments, waterbug type Tommy Springer and crack-shot Mike Rhodes at guard, and 6-8 Brian Allsmiller at center. Through all the transition of a new staff, Vandy could become the "Cinderella" team, but with so much talent, that label may be a misnomer.

VANDERBILT SCHEDULE

| | | | | | |
|-------|----------------------------|---|----------|-------------------------|---|
| 11-30 | Rice | H | 1-16 | Mississippi | H |
| 12- 4 | Texas Wesleyan | H | 1-19 | Kentucky | A |
| 12- 6 | Mississippi St. | A | 1-21 | Florida* | H |
| 12- 8 | Memphis State | A | 1-26 | Mississippi St. | H |
| 12-10 | California State | H | 1-30 | LSU | A |
| 12-15 | Alabama | A | 2- 2 | Georgia | H |
| 12-20 | Texas Tech | H | 2- 6 | Auburn* | A |
| 12-27 | Georgia State | H | 2- 9 | Tennessee | H |
| 12-29 | SMU | H | 2-13 | Mississippi | A |
| 1- 2 | LSU | H | 2-15 | Kentucky | H |
| 1- 5 | Georgia | A | 2-20 | Florida | A |
| 1- 9 | Auburn | H | 2-23 | Alabama* | H |
| 1-12 | Tennessee | A | 2-27-3-1 | SEC Tourney | N |

*SEC TV

MISSISSIPPI STATE

19th Game— at Starkville— Wednesday, Jan. 23
29th Game— at Lexington— Wednesday, Feb. 20

Site—Humphrey Coliseum (10,000)
 Starkville
 Rupp Arena (23,000) Lexington
 Location—Starkville, Miss.
 Enrollment—12,300
 Conference—Southeastern
 Nickname—Bulldogs
 Colors—Maroon and White
 Athletic Director—Carl Maddox
 Publicist—Bo Carter
 Ph—601-325-2311
 1978-79 Record—Won 19, Lost 9
 (Conf. Finish—11-7—Tie 3rd)

Tipoff—8:30 p.m. EST
 Tipoff—7:30 p.m. EST
 Series—UK leads 49-9 since '21
 Last Game—80-65 UK (H) in '79
 Biggest Win Margin—
 UK 44 (110-66) in '52
 MS 8 (66-58) in '59
 Records at Site—
 UK 17-5 in Starkville (Last Win '78)
 MS 3-25 in Lexington (Last Win '67)
 Hall Record—Won 12, Lost 2

COACH—Jim Hatfield (1 Year at MSU—Won 19, Lost 9—Pct. 67.6)

Offense—Multiple, Fast Break Defense—Flexing, Pressure Man-to-Man
 Chief Losses—Ray White (F) 17.1; Wiley Peck (F) 14.5
 Top Returnees—Greg Grim (6-1 G) 16.9; Rickey Brown (6-10 C) 15.4; Randy Jordan
 (6-1 G) 8.6; Tom Schuberth (5-9 G) 3.6
 Best Newcomers—Kalpatrick Wells (6-9 C) 15.3; Kent Looney (5-10 G) Tr. 8.5

OUTLOOK: State returns three starters—All-America candidate Rickey Brown, streak shooting Greg Grim and diminutive playmaker Tom Schuberth. In addition, partime starter Randy Jordan returns along with Kent Looney, a transfer guard from Alabama who could cost Schuberth his job. Kalpatrick Wells, a 6-9, 225 lb. strongman could be just the man to replace Wiley Peck

MISSISSIPPI STATE SCHEDULE

| | |
|-------------------------------------|----------------------------------|
| 11-14 Australia H | 1-17 Tennessee* H |
| 11-30 Babe McCarthy | 1-19 Mississippi A |
| 12- 1 Tipoff Tourney. N | 2-23 Kentucky H |
| 12- 6 Vanderbilt H | 1-26 Vanderbilt A |
| 12- 8 Morehead State. H | 1-30 Alabama* A |
| 12-15 Florida A | 2- 2 LSU* H |
| 12-18 Iowa State. A | 2- 6 Georgia A |
| 12-21-22 Dayton Classic A | 2- 9 Auburn H |
| 12-27-28 Senior Bowl A | 2-13 Tennessee A |
| 1- 2 Alabama H | 2-16 Mississippi H |
| 1- 5 LSU. A | 2-20 Kentucky A |
| 1- 9 Georgia H | 2-23 Florida H |
| 1-12 Auburn A | 2-27-3-1 SEC Tourney N |

*SEC TV

LOUISIANA STATE

21st Game— at Lexington, Monday, Jan. 28 (SEC TV)
30th Game— at Baton Rouge, Sunday, Feb. 24 (NAT. TV)

Site—Rupp Arena (23,000) Lexington
 Assembly Center (14,327)
 Baton Rouge

Location—Baton Rouge, LA
 Enrollment—25,354
 Conference—Southeastern
 Nickname—Fighting Tigers
 Colors—Purple and Gold
 Athletic Director—Paul Dietzel
 Publicist—Larry White
 Ph—504-388-8226
 1978-79 Record—Won 23, Lost 6
 (Conf. Finish—14-4 1st)

Tipoff—9:00 p.m. EST (SEC TV)
 Tipoff—2:30 p.m. EST (NAT. TV)

Series—UK Leads 46-6 since '33
 Last Game—80-67 UK (SEC) in '79
 Biggest Win Margin—
 UK 42 (107-65) in '56
 LSU 17 (88-71) in '72

Records at Site—
 LSU 1-20 in Lexington (Last Win '79)
 UK 16-5 in Baton Rouge (Last Win '77)
 Hall Record—Won 11, Lost 4

COACH—Dale Brown (7 Years at LSU—Won 104, Lost 81—Pct. 56.2)

Offense—One-Two-Two

Defense—Man-to-Man

Chief Losses—Al Green (G) 17.7; Lionel Green (C) 9.7

Top Returnees—DeWayne Scales (6-8 F) 19.4; Durand Macklin (6-7 F) RS; Ethan Martin (6-0 G) 9.7; Greg Cook (6-9 C) 6.3

Best Newcomers—Tyrone Black (6-8 F) 31.5; Howard Carter (6-5 F)

OUTLOOK: Loaded with talent and depth, the Tigers are odds on favorites to win their second straight SEC title. Three starters—All-SEC DeWayne Scales, rugged Greg Cook and playmaker Ethan Martin return but the big news is Durand Macklin, who gets back in action after an injury layoff last year after leading LSU in scoring, 19.0, and rebounding, 10.6 in 1978. Besides those four, LSU returns seven other lettermen including two seven-footers.

LSU SCHEDULE

| | |
|-------------------------------------|-----------------------------------|
| 11-13 Yugoslavia H | 1-19 Tennessee A |
| 12- 1 Florida H | 1-20 DePaul A |
| 12- 3 New Orleans H | 1-23 Mississippi H |
| 12- 5 Tulane A | 1-26 Florida A |
| 12-15 Maine H | 1-28 Kentucky* A |
| 12-20 Arkansas A | 1-30 Vanderbilt H |
| 12-22 Tulane H | 2- 2 Mississippi St.* A |
| 12-28 Boston University H | 2- 6 Alabama A |
| 12-29 Delaware H | 2- 9 Georgia H |
| 1- 2 Vanderbilt A | 2-13 Auburn A |
| 1- 5 Mississippi St. H | 2-16 Tennessee* H |
| 1- 7 Alabama* H | 2-21 Mississippi* A |
| 1-12 Georgia* A | 2-24 Kentucky H |
| 1-16 Auburn H | 2-27-3-1 SEC Tourney N |

*SEC TV

**28th Game—NEVADA, LAS VEGAS
at Las Vegas—Sunday, Feb. 17 (NAT. TV)**

Site—Convention Center (6,376)
Las Vegas
Location—Las Vegas, Nev.
Enrollment—9,500
Conference—Independent
Nickname—Runnin' Rebels
Colors—Scarlet and Gray
Athletic Director—Bill Ireland
Publicist—Dominic Clark
Ph—702-739-3207
1978-79 Record—Won 21, Lost 8

Tipoff—1:00 p.m. EST (NAT.TV)

Series—UK Leads 1-0 since '78
Last Game—92-70 UK (H) in '78
Biggest Win Margin—
UK 22 (92-70) in '78
Records at Site—No Games Played
Hall Record—Won 1, Lost 0

COACH—Jerry Tarkanian (6 Years at NLV—Won 143, Lost 32—Pct. 81.7)

Offense—Running Game
Chief Losses—Earl Evans (F) 17.9; Tony Smith (G) 17.1; Brett Vroman (C) 12.2;
Eddie McLeod (F) 8.0
Top Returnees—Flintie Ray Williams (6-3 G) 7.9; Michael Burns (6-6 F) 10.1;
Freddie Thompson (6-4 F-G) 7.0; Michael Loyd (5-10 G) 6.7; Richard Box (6-6 F)
6.2
Best Newcomers—Sidney Green (6-9 F) 35.0; Larry Anderson (6-6 F) 26.0; Michael
Johnson (6-8 C) 12.0

Defense—Man-to-Man

OUTLOOK: Despite losing three starters and an important sub, NLV has a host of top talent returning plus a super freshman group that should keep the Rebels at the top of the NCAA scoring race for the fourth time in five years. While youth is prevalent and the schedule is tough, no one doubts coach Tarkanian's ability to put another exciting team on the floor. Flintie Williams returns as the only true starter, while three freshmen rotated at small forward last year—Freddie Thompson, Michael Burns and Richard Box. Best of the newcomers is Sidney Green, New York player of the year.

NEVADA-LAS VEGAS SCHEDULE

| | |
|----------------------------------|------------------------------|
| 11-19 Poland..... H | 1-25 Texas-El Paso H |
| 11-30 Pan American H | 1-26 New Mexico H |
| 12- 7 Nevada-Reno H | 1-28 Colorado State A |
| 12- 8 Idaho State H | 1-31 Oklahoma City..... H |
| 12-10 Tulsa A | 2- 2 International U. H |
| 12-21-22 Rebel Round-Up..... H | 2- 5 San Diego State A |
| 12-28-29 Holiday Classic H | 2- 7 Hawaii A |
| 12-31 Utah H | 2-13 Wyoming..... H |
| 1-10 Hawaii H | 2-14 Colorado State H |
| 1-11 San Diego State H | 2-17 Kentucky..... H |
| 1-14 Utah A | 2-22 New Mexico A |
| 1-17 Seaton Hall N | 2-23 Texas-El Paso A |
| 1-19 Oklahoma City..... A | 2-27 Wyoming..... A |
| 1-21 Nevada-Reno A | |

| Date | Ky. | Opp. | Date | Ky. | Opp. | Date | Ky. | Opp. |
|----------------------|-----|------|---------------|-----|------|---------------------------|------|------|
| 12-29-73 (LV) | 79 | 94 | 3- 2-17 (A) | 26 | 27 | 1-14-50 (A) | 53 | 66 |
| 12-28-74 (LV) | 113 | 96 | 3- 3-17 (A) | 10 | 30 | 2-11-50 (H) | 70 | 52 |
| 12-30-75 (LV) | 79 | 77 | 2-17-18 (A) | 33 | 26 | 3- 4-50 (SEC) | 95 | 58 |
| 12-30-76 (LV) | 102 | 78 | 2- 8-18 (H) | 40 | 12 | 1-20-51 (A) | 70 | 45 |
| 12-31-77 (LV) | 73 | 68 | 3- 1-18 (A) | 29 | 18 | 2-17-51 (H) | 86 | 61 |
| 12-30-78 (LV) | 81 | 76 | 3- 2-18 (A) | 32 | 20 | 1-19-52 (A) | 65 | 56 |
| AUBURN (42-8) | | | 2- 7-19 (A) | 22 | 40 | 2-16-52 (H) | 95 | 40 |
| 1-29-21 (H) | 40 | 25 | 2-28-19 (H) | 30 | 14 | 3- 1-52 (SEC) | 81 | 66 |
| 2- 8-26 (H) | 35 | 26 | 2- 5-20 (H) | 24 | 29 | 1-22-54 (A) | 97 | 71 |
| 2-28-42 (SEC) | 40 | 31 | 2- 7-20 (H) | 26 | 27 | 2-18-54 (H) | 90 | 63 |
| 2-28-46 (SEC) | 69 | 24 | 2-27-20 (A) | 25 | 28 | 1-22-55 (A) | 84 | 66 |
| 2-28-47 (SEC) | 84 | 18 | 2-28-20 (A) | 36 | 25 | 3- 5-55 (H) | 104 | 61 |
| 3- 4-49 (SEC) | 70 | 39 | 1-20-23 (A) | 28 | 30 | 1-21-56 (A) | 95 | 68 |
| 1- 5-51 (H) | 79 | 35 | 2-10-23 (H) | 23 | 28 | 3- 3-56 (H) | 101 | 77 |
| 3- 2-51 (SEC) | 84 | 54 | 1-18-24 (A) | 13 | 20 | 1-19-57 (A) | 97 | 72 |
| 1-30-52 (A) | 88 | 48 | 2- 9-25 (A) | 35 | 22 | 3- 2-57 (H) | 93 | 75 |
| 2-27-54 (N) | 109 | 79 | 2-18-25 (H) | 26 | 21 | 1-18-58 (H) | 77 | 68 |
| 2-26-55 (H) | 93 | 59 | 2-12-26 (A) | 51 | 17 | 3- 1-58 (A) | 77 | 66 |
| 2- 4-56 (N) | 82 | 81 | 2-18-26 (H) | 27 | 21 | 1-17-59 (H) | 79 | 58 |
| 2-25-57 (H) | 103 | 85 | 1-21-27 (A) | 14 | 19 | 2-28-59 (A) | 69 | 56 |
| 2-24-58 (N) | 63 | 64 | 2-19-27 (H) | 21 | 30 | 1-16-60 (A) | 78 | 68 |
| 2-21-59 (H) | 75 | 56 | 1-28-28 (H) | 48 | 18 | 2-27-60 (H) | 63 | 65 |
| 2-20-60 (A) | 60 | 61 | 2- 9-28 (A) | 43 | 16 | 1-21-61 (H) | 83 | 54 |
| 2-27-61 (H) | 77 | 51 | 1-17-29 (A) | 35 | 29 | 3- 4-61 (A) | 68 | 61 |
| 2-26-62 (A) | 63 | 60 | 1-19-29 (H) | 27 | 22 | 12-22-61 (UKIT) | 96 | 69 |
| 2-23-63 (H) | 78 | 59 | 1-18-30 (H) | 23 | 20 | 1-15-62 (A) | 95 | 82 |
| 2-22-64 (N) | 99 | 79 | 1-31-30 (A) | 24 | 29 | 3-10-62 (H) | 90 | 59 |
| 1-18-65 (H) | 73 | 67 | 1-10-31 (H) | 31 | 23 | 1-19-63 (N) | *69 | 78 |
| 2-20-65 (A) | 69 | 88 | 1-31-31 (A) | *36 | 32 | 3- 2-63 (A) | 55 | 63 |
| 1-29-66 (H) | 115 | 78 | 1-16-32 (A) | 29 | 28 | 1-18-64 (H) | 66 | 57 |
| 2-12-66 (A) | 77 | 64 | 2-13-32 (H) | 41 | 27 | 2-29-64 (A) | 42 | 38 |
| 1-21-67 (H) | 60 | 58 | 1-14-33 (A) | 42 | 21 | 1-16-65 (A) | 58 | 77 |
| 2-27-67 (A) | 49 | 60 | 1-28-33 (H) | 44 | 23 | 2-27-65 (H) | 61 | 60 |
| 1-20-68 (A) | 73 | 74 | 1-13-34 (A) | 44 | 23 | 2-26-66 (H) | 78 | 64 |
| 2-26-68 (H) | 89 | 57 | 1-27-34 (H) | 53 | 26 | 3- 5-66 (A) | 62 | 69 |
| 2- 3-69 (H) | 105 | 93 | 1-26-35 (H) | 48 | 21 | 1-23-67 (H) | **50 | 52 |
| 3- 3-69 (A) | 90 | 86 | 2-16-35 (A) | 38 | 36 | 2-13-67 (A) | 57 | 76 |
| 2- 2-70 (A) | 84 | 83 | 1-25-36 (H) | 40 | 31 | 1-22-68 (A) | 59 | 87 |
| 3- 2-70 (H) | 102 | 81 | 2-15-36 (A) | 28 | 39 | 2-12-68 (H) | 60 | 59 |
| 2- 1-71 (H) | 114 | 76 | 3- 1-36 (SEC) | 28 | 39 | 1-18-69 (A) | 69 | 66 |
| 3- 1-71 (A) | 102 | 83 | 1-23-37 (H) | 43 | 26 | 3- 8-69 (H) | 84 | 69 |
| 2- 7-72 (A) | 78 | 72 | 2-13-37 (A) | 24 | 26 | 1-17-70 (H) | 68 | 52 |
| 3- 6-72 (H) | 102 | 67 | 3- 1-37 (SEC) | 39 | 25 | 3- 7-70 (A) | 86 | 69 |
| 2- 5-73 (H) | 88 | 57 | 1-22-38 (N) | 52 | 27 | 1-16-71 (A) | 71 | 75 |
| 3- 3-73 (A) | 91 | 79 | 2-26-38 (A) | 29 | 26 | 3- 6-71 (H) | 84 | 78 |
| 1-12-74 (H) | 79 | 58 | 1-21-39 (H) | 29 | 30 | 1-22-72 (H) | 72 | 70 |
| 2-11-74 (A) | *97 | 99 | 2-18-39 (A) | *36 | 34 | 3- 9-72 (A) | 67 | 66 |
| 1-11-75 (A) | 85 | 90 | 3- 4-39 (SEC) | 46 | 38 | 1-20-73 (A) | 64 | 65 |
| 2-10-75 (H) | 119 | 76 | 1-20-40 (H) | 35 | 26 | 3- 8-73 (H) | 86 | 81 |
| 1-28-76 (A) | *84 | 91 | 2-17-40 (A) | 23 | 27 | 1-14-74 (A) | 54 | 67 |
| 2-23-76 (H) | 93 | 82 | 3- 1-40 (SEC) | 30 | 29 | 2-26-74 (H) | 61 | 58 |
| 1-15-77 (A) | 75 | 68 | 1-18-41 (A) | 22 | 32 | 1-13-75 (H) | 88 | 82 |
| 2-12-77 (H) | 89 | 82 | 2-15-41 (H) | 37 | 28 | 2-15-75 (A) | 98 | 103 |
| 1- 9-78 (A) | 101 | 77 | 3- 2-41 (SEC) | 33 | 36 | 1-10-76 (H) | *88 | 90 |
| 2- 6-78 (H) | 104 | 81 | 1-17-42 (A) | 40 | 46 | 2- 7-76 (A) | 85 | 92 |
| 1-25-79 (A) | *86 | 83 | 2-14-42 (A) | 36 | 33 | 1-12-77 (H) | *67 | 71 |
| 1-29-79 (H) | 66 | 59 | 1-16-43 (A) | 30 | 28 | 3- 5-77 (A) | 79 | 81 |
| | | | 2-13-43 (H) | 53 | 29 | 2-15-78 (H) | 90 | 77 |
| | | | 2-28-43 (SEC) | 30 | 33 | 2-25-78 (A) | 68 | 57 |
| | | | 1-20-45 (A) | 34 | 35 | 1-20-79 (H) | 55 | 66 |
| | | | 2-17-45 (H) | 40 | 34 | 2-17-79 (A) | 84 | 101 |
| | | | 3- 3-45 (SEC) | 39 | 35 | 3- 3-79 (SEC) | *69 | 75 |
| | | | 1-19-46 (A) | 50 | 32 | MISSISSIPPI (53-4) | | |
| | | | 2-16-46 (H) | 54 | 34 | 1- 9-25 (H) | 26 | 23 |
| | | | 1-18-47 (A) | 54 | 39 | 2-11-27 (H) | 17 | 37 |
| | | | 2-15-47 (H) | 61 | 46 | 2-27-28 (SC) | 28 | 41 |
| | | | 1-17-48 (A) | 65 | 54 | 2-22-29 (H) | 35 | 30 |
| | | | 2-14-48 (H) | 69 | 42 | 2-23-29 (H) | 32 | 24 |
| | | | 3- 6-48 (SEC) | 70 | 47 | 2-25-33 (SEC) | 49 | 31 |
| | | | 1-15-49 (A) | 66 | 51 | 3- 2-39 (SEC) | 49 | 30 |
| | | | 2- 8-49 (H) | 71 | 56 | 2-10-41 (H) | 60 | 41 |
| | | | 3- 5-49 (SEC) | 83 | 44 | | | |

| Date | Ky. | Opp. | Date | Ky. | Opp. | Date | Ky. | Opp. |
|------------------------|-----------|-----------|------------------------|-----------|------------|---------------------------|-----------|-----------|
| 2-27-41 (SEC) | 62 | 52 | 2- 8-41 (H) | 46 | 38 | 3- 3-49 (SEC) | 73 | 36 |
| 2-27-42 (SEC) | 59 | 32 | 3- 1-41 (SEC) | 39 | 37 | 12-14-50 (H) | 85 | 37 |
| 2- 3-49 (N) | 75 | 45 | 2- 2-42 (A) | 35 | 41 | 1-12-52 (A) | 99 | 52 |
| 2-16-49 (H) | 85 | 31 | 2- 9-42 (H) | 50 | 34 | 2- 8-54 (A) | 97 | 55 |
| 2- 4-50 (N) | 61 | 55 | 3- 1-42 (SEC) | 36 | 34 | 2- 3-55 (H) | 87 | 63 |
| 2-15-50 (H) | 90 | 50 | 1-30-43 (A) | 32 | 41 | 2- 6-56 (A) | 81 | 70 |
| 2- 3-51 (N) | 86 | 39 | 2- 6-43 (H) | 67 | 41 | 2- 2-57 (H) | 88 | 61 |
| 1- 2-52 (N) | 116 | 58 | 3- 3-45 (SEC) | 52 | 41 | 1-31-58 (A) | 78 | 56 |
| 2- 6-52 (H) | 81 | 61 | 3- 2-46 (SEC) | 59 | 30 | 1-31-59 (H) | 94 | 51 |
| 2-13-54 (H) | 88 | 62 | 2- 3-47 (A) | 48 | 37 | 1-29-60 (A) | 75 | 62 |
| 2- 5-55 (N) | 84 | 66 | 2-17-47 (H) | 63 | 33 | 2- 4-61 (H) | 89 | 68 |
| 2-11-56 (H) | 88 | 49 | 2- 5-48 (A) | 41 | 31 | 1- 2-62 (A) | 81 | 69 |
| 2- 8-57 (N) | 75 | 69 | 2-16-48 (H) | 63 | 33 | 2- 2-63 (H) | 94 | 71 |
| 2- 8-58 (H) | 96 | 65 | 2- 2-49 (A) | 56 | 40 | 2- 1-64 (A) | 77 | 72 |
| 2- 7-59 (N) | 97 | 72 | 2-14-49 (H) | 74 | 32 | 1-23-65 (A) | 68 | 84 |
| 2- 6-60 (H) | 61 | 43 | 2- 2-50 (A) | 66 | 64 | 1-30-65 (H) | 78 | 61 |
| 2-11-61 (N) | 74 | 60 | 2-13-50 (H) | 77 | 57 | 1- 8-66 (A) | 78 | 64 |
| 2-10-62 (H) | 83 | 60 | 1-13-51 (H) | 65 | 48 | 2- 7-66 (H) | 85 | 75 |
| 2- 9-63 (N) | 75 | 69 | 1-26-52 (A) | 71 | 67 | 12-17-68 (H) | 75 | 78 |
| 2- 8-64 (H) | 102 | 59 | 3- 1-54 (A) | 68 | 43 | 1-14-67 (A) | 72 | 89 |
| 2- 6-65 (H) | 102 | 65 | 2-28-55 (H) | 66 | 52 | 12- 4-67 (H) | 99 | 76 |
| 2-21-66 (A) | 108 | 65 | 2-25-56 (N) | 77 | 101 | 1-13-68 (A) | 78 | 96 |
| 1-30-67 (H) | 96 | 53 | 2-23-57 (H) | 79 | 60 | 1-11-69 (H) | 88 | 67 |
| 2- 6-67 (A) | 79 | 70 | 2-22-58 (N) | *45 | 43 | 2-15-69 (A) | 81 | 82 |
| 1-29-68 (A) | 85 | 76 | 2-23-59 (H) | 39 | 32 | 1-10-70 (A) | 88 | 69 |
| 2- 5-68 (H) | 78 | 62 | 2-22-60 (N) | 75 | 55 | 2-14-70 (H) | 110 | 66 |
| 1- 4-69 (A) | 69 | 59 | 2-25-61 (H) | 80 | 53 | 1- 9-71 (H) | 101 | 75 |
| 2- 2-69 (H) | 104 | 68 | 2-24-62 (A) | 73 | 65 | 2-13-71 (A) | 65 | 74 |
| 1- 3-70 (H) | 95 | 73 | 2-25-63 (H) | 80 | 63 | 1-15-72 (A) | 70 | 72 |
| 2- 7-70 (A) | 120 | 85 | 2-24-64 (A) | 59 | 65 | 2-19-72 (H) | 95 | 68 |
| 1- 2-71 (A) | 103 | 95 | 2-22-65 (A) | 71 | 75 | 1-13-73 (H) | 95 | 65 |
| 2- 6-71 (H) | 121 | 86 | 3- 1-65 (H) | 78 | 72 | 2-17-73 (A) | 94 | 83 |
| 1- 8-72 (H) | 93 | 82 | 1-31-66 (H) | 82 | 62 | 1-26-74 (A) | 91 | 82 |
| 2-12-72 (A) | 90 | 82 | 2-14-66 (A) | 90 | 67 | 2-25-74 (H) | 65 | 75 |
| 1- 6-73 (A) | 58 | 61 | 2-25-67 (A) | 71 | 81 | 1-25-75 (H) | 87 | 65 |
| 2-10-73 (H) | 88 | 70 | 3- 6-67 (H) | 110 | 78 | 2-24-75 (A) | 58 | 66 |
| 1-19-74 (H) | 93 | 64 | 1- 8-68 (A) | 84 | 76 | 1-24-76 (A) | 89 | 82 |
| 2-18-74 (A) | 60 | 61 | 2-24-68 (A) | 96 | 83 | 2-21-76 (H) | 96 | 89 |
| 1-18-75 (A) | 85 | 82 | 1-27-69 (A) | 83 | 70 | 1-17-77 (A) | 73 | 71 |
| 2-17-75 (H) | 108 | 89 | 2-24-69 (H) | 108 | 79 | 2-14-77 (H) | 104 | 78 |
| 1-31-76 (H) | 90 | 81 | 1-26-70 (H) | 86 | 71 | 1- 7-78 (A) | 86 | 67 |
| 2-28-76 (A) | 94 | 87 | 2-23-70 (A) | 98 | 89 | 2- 4-78 (H) | 88 | 61 |
| 1-24-77 (H) | 100 | 73 | 1-25-71 (A) | 86 | 73 | 1- 3-79 (A) | 65 | 76 |
| 2-21-77 (A) | 81 | 69 | 2-22-71 (H) | 101 | 74 | 1-27-79 (H) | 87 | 81 |
| 1-16-78 (H) | 76 | 56 | 1-31-72 (H) | 77 | 74 | | | |
| 2-13-78 (A) | 64 | 52 | 2-28-72 (A) | 70 | 73 | VANDERBILT (82-28) | | |
| 1- 8-79 (H) | 90 | 64 | 1-29-73 (A) | 95 | 93 | 2-22-12 (H) | 28 | 17 |
| 2- 5-79 (A) | 87 | 82 | 2-26-73 (H) | 111 | 95 | 2-23-12 (H) | 22 | 18 |
| 2-28-79 (SEC) | 82 | 77 | 1-12-74 (A) | 77 | 81 | 2-19-13 (H) | 17 | 24 |
| | | | 2-23-74 (H) | 71 | 94 | 2-20-13 (H) | 42 | 29 |
| | | | 1-20-75 (H) | 74 | 69 | 2-12-15 (H) | 34 | 39 |
| ALABAMA (64-18) | | | 2-22-75 (A) | 84 | 79 | 3-13-15 (H) | 36 | 24 |
| 1-25-23 (H) | 35 | 45 | 1- 5-76 (A) | 63 | 76 | 2- 4-16 (H) | 25 | 39 |
| 2- 5-25 (A) | 15 | 24 | 3- 6-76 (H) | 90 | 85 | 2- 5-16 (H) | 20 | 23 |
| 2- 1-26 (H) | 27 | 16 | 1-29-77 (A) | 87 | 85 | 2-14-19 (H) | 26 | 36 |
| 1-26-29 (H) | 26 | 27 | 2-26-77 (H) | 85 | 70 | 2-22-21 (H) | 39 | 18 |
| 2- 8-32 (H) | 50 | 22 | 1-23-78 (A) | 62 | 78 | 1-18-22 (A) | 12 | 22 |
| 2-13-33 (N) | 35 | 21 | 2-20-78 (H) | 97 | 84 | 1- 1-24 (H) | 33 | 13 |
| 2- 1-34 (N) | 33 | 28 | 1-13-79 (A) | 52 | 55 | 2-20-26 (H) | 30 | 20 |
| 2- 8-34 (H) | 26 | 21 | 2-10-79 (H) | 80 | 71 | 1-15-27 (H) | 32 | 48 |
| 2- 1-35 (N) | 33 | 26 | 3- 1-79 (SEC) | 101 | 100 | 1-14-28 (H) | 43 | 23 |
| 2-11-35 (H) | 25 | 16 | | | | 2- 8-28 (A) | 54 | 29 |
| 2- 3-36 (A) | 32 | 30 | | | | 1-21-31 (A) | 42 | 37 |
| 2- 7-36 (H) | 40 | 34 | FLORIDA (41-11) | | | 2-20-31 (H) | 43 | 23 |
| 2- 1-37 (N) | 38 | 27 | 1- 3-27 (H) | 43 | 36 | 2-10-32 (A) | 61 | 37 |
| 2-10-37 (H) | 31 | 34 | 3- 2-31 (SC) | 56 | 36 | 2-20-32 (H) | 31 | 32 |
| 1-31-38 (N) | 57 | 31 | 2-26-33 (SEC) | 48 | 24 | 1-31-33 (A) | 40 | 29 |
| 2-12-38 (H) | 27 | 21 | 2-24-34 (SEC) | 32 | 38 | 2-18-33 (H) | 45 | 28 |
| 1-28-39 (N) | 38 | 41 | 2-26-42 (SEC) | 42 | 36 | 2- 2-34 (A) | 48 | 26 |
| 2- 1-39 (H) | 45 | 27 | 3- 1-45 (SEC) | 57 | 35 | 2-17-34 (H) | 47 | 27 |
| 1-27-40 (N) | 32 | 36 | 3- 1-46 (SEC) | 69 | 32 | 2- 2-35 (A) | 58 | 22 |
| 2-10-40 (H) | 46 | 18 | 3- 4-48 (SEC) | 87 | 31 | 3- 2-35 (H) | 53 | 19 |
| 2- 3-41 (A) | 38 | 36 | | | | | | |

*Overtime Period (Losses in Bold Face)

WILDCATS' RECORD AGAINST ALL OPPONENTS

| Team | First Meeting | Last Meeting | UK Won | UK Lost |
|--|---------------|--------------|--------|---------|
| Advent Memorial Club (Cincy) | 1909 | 1909 | 0 | 1 |
| Air Force | 1965 | 1965 | 1 | 0 |
| Akron | 1937 | 1937 | 1 | 0 |
| Alabama | 1923 | 1979 | 64 | 18 |
| Alumni | 1934 | 1941 | 2 | 0 |
| Arizona | 1946 | 1946 | 1 | 0 |
| Arkansas | 1945 | 1978 | 4 | 0 |
| Arkansas State | 1945 | 1945 | 1 | 0 |
| Army | 1969 | 1969 | 1 | 0 |
| Ashland YMCA | 1914 | 1914 | 1 | 0 |
| Auburn | 1921 | 1979 | 42 | 8 |
| Austin Peay | 1973 | 1973 | 1 | 0 |
| Baylor | 1946 | 1963 | 5 | 0 |
| Berea | 1926 | 1945 | 11 | 0 |
| Bethany | 1911 | 1911 | 1 | 0 |
| Bowling Green | 1949 | 1976 | 2 | 0 |
| Bradley | 1949 | 1949 | 2 | 0 |
| Brigham Young | 1951 | 1951 | 1 | 0 |
| Butler | 1911 | 1962 | 3 | 0 |
| Cambridge University | 1966 | 1966 | 1 | 0* |
| Carnegie Tech | 1931 | 1943 | 2 | 0 |
| Central U. | 1906 | 1913 | 8 | 9 |
| Central Michigan | 1975 | 1975 | 1 | 0 |
| Centenary | 1923 | 1937 | 3 | 1 |
| Centre | 1916 | 1929 | 18 | 10 |
| CCNY | 1950 | 1950 | 0 | 1 |
| Chattanooga | 1914 | 1935 | 9 | 0 |
| Chicago | 1932 | 1935 | 2 | 0 |
| Christ Church (Cincinnati) | 1906 | 1913 | 0 | 3 |
| Cincinnati U. | 1904 | 1948 | 21 | 10 |
| Cincinnati YMCA | 1905 | 1906 | 0 | 3 |
| Clemson | 1922 | 1979 | 11 | 3 |
| Colorado State College | 1959 | 1959 | 1 | 0 |
| Columbia | 1948 | 1948 | 1 | 0 |
| Cornell | 1966 | 1966 | 0 | 1 |
| Creighton | 1930 | 1948 | 7 | 4 |
| Cumberland | 1917 | 1921 | 4 | 1 |
| Dartmouth | 1942 | 1973 | 3 | 1 |
| Dayton | 1947 | 1967 | 3 | 1 |
| DePaul | 1943 | 1970 | 17 | 3 |
| DePauw | 1910 | 1944 | 1 | 2 |
| Detroit | 1938 | 1938 | 0 | 1 |
| Duke | 1930 | 1978 | 10 | 2 |
| Eastern Normal | 1928 | 1928 | 1 | 0 |
| Florida | 1927 | 1979 | 41 | 9 |
| Florida State | 1958 | 1978 | 4 | 2 |
| Ft. Benning | 1946 | 1946 | 1 | 0 |
| Ft. Knox | 1942 | 1947 | 7 | 0 |
| Georgia | 1921 | 1979 | 60 | 9 |
| Georgia Tech | 1924 | 1975 | 50 | 13 |
| Georgetown (Ky.) College | 1903 | 1938 | 35 | 14 |
| Georgetown University | 1922 | 1922 | 0 | 1 |
| Great Lakes Navy | 1942 | 1943 | 0 | 2 |
| Hardin-Simmons | 1965 | 1965 | 1 | 0 |
| Holy Cross | 1948 | 1948 | 2 | 0 |
| Houston | 1956 | 1956 | 1 | 0 |
| Idaho | 1946 | 1955 | 2 | 0 |
| Illinois | 1925 | 1966 | 8 | 4 |
| Indiana | 1924 | 1978 | 8 | 13 |
| Indiana Central | 1946 | 1949 | 4 | 0 |
| Iona | 1977 | 1977 | 1 | 0 |

| | | | | |
|--------------------------|------|------|----|-----|
| Iowa | 1956 | 1973 | 3 | 2 |
| Iowa State | 1964 | 1964 | 1 | 0 |
| Istanbul University | 1966 | 1966 | 1 | 0* |
| Jacksonville | 1970 | 1970 | 0 | 1 |
| Kansas | 1950 | 1978 | 10 | 1 |
| Kansas State | 1940 | 1976 | 7 | 0 |
| Kentucky Wesleyan | 1910 | 1938 | 8 | 2+ |
| La Salle | 1953 | 1978 | 3 | 0 |
| Lexington High | 1909 | 1911 | 1 | 1 |
| Lexington YMCA | 1907 | 1912 | 3 | 4 |
| Long Island U. | 1939 | 1947 | 2 | 1 |
| Louisiana State | 1933 | 1979 | 46 | 6 |
| Louisville Coliseum | 1908 | 1908 | 1 | 1 |
| Louisville U. | 1913 | 1959 | 8 | 3 |
| Louisville YMCA | 1914 | 1914 | 1 | 0 |
| Louisville YMHA | 1914 | 1914 | 1 | 0 |
| Loyola (Chicago) | 1949 | 1964 | 4 | 3 |
| Loyola (La.) | 1963 | 1963 | 1 | 0 |
| Marietta | 1913 | 1916 | 2 | 2 |
| Marquette | 1938 | 1975 | 7 | 4 |
| Marshall | 1913 | 1933 | 6 | 0 |
| Maryland | 1928 | 1958 | 4 | 3 |
| Maryville | 1915 | 1940 | 5 | 0 |
| Mercer | 1921 | 1922 | 1 | 1 |
| Mexico U. | 1933 | 1942 | 3 | 0 |
| Mexico YMCA | 1924 | 1924 | 1 | 0 |
| Miami (Florida) | 1956 | 1956 | 1 | 0 |
| Miami (Ohio) | 1905 | 1978 | 17 | 4 |
| Michigan | 1924 | 1970 | 4 | 1 |
| Michigan State | 1935 | 1978 | 10 | 6 |
| Minnesota | 1951 | 1957 | 3 | 1 |
| Mississippi | 1925 | 1979 | 53 | 4 |
| Mississippi State | 1921 | 1979 | 49 | 9† |
| Missouri | 1960 | 1971 | 2 | 0 |
| Moore's Hill College | 1906 | 1906 | 1 | 0 |
| Morehead | 1961 | 1961 | 1 | 0 |
| Naval Academy | 1928 | 1969 | 2 | 1 |
| Nebraska | 1940 | 1972 | 2 | 1 |
| Nevada Las Vegas | 1978 | 1978 | 1 | 0 |
| New Albany YMCA | 1906 | 1906 | 0 | 1 |
| New York U. | 1935 | 1936 | 0 | 2 |
| Niagara | 1976 | 1976 | 1 | 0 |
| North Carolina | 1924 | 1977 | 6 | 12 |
| North Carolina Charlotte | 1976 | 1976 | 1 | 0 |
| North Carolina State | 1931 | 1947 | 2 | 0 |
| Northwestern | 1962 | 1975 | 7 | 1 |
| Notre Dame | 1929 | 1978 | 27 | 14 |
| Oglethorpe | 1934 | 1934 | 1 | 0 |
| Ohio State | 1933 | 1968 | 6 | 7 |
| Ohio University | 1944 | 1964 | 7 | 1 |
| Ohio Wesleyan | 1911 | 1911 | 0 | 1 |
| Oklahoma A & M State | 1944 | 1974 | 3 | 1 |
| Oklahoma U. | 1946 | 1946 | 1 | 0 |
| Oregon | 1973 | 1973 | 1 | 0 |
| Oregon State | 1966 | 1975 | 3 | 0 |
| Otterbein | 1911 | 1911 | 0 | 1 |
| Pennsylvania | 1967 | 1969 | 2 | 0 |
| Penn. State | 1952 | 1955 | 2 | 0 |
| Phillips Oilers | 1948 | 1948 | 0 | 1** |
| Pittsburgh | 1935 | 1960 | 4 | 0 |
| Portland State | 1977 | 1977 | 1 | 0 |
| Princeton | 1926 | 1977 | 2 | 1 |
| Providence | 1976 | 1976 | 1 | 0 |
| Purdue | 1949 | 1970 | 2 | 1 |
| Rhode Island | 1946 | 1946 | 1 | 0 |

| | | | | |
|---------------------|------|------|----|-------|
| Rose Polytechnic | 1910 | 1917 | 1 | 1 |
| Salonika University | 1966 | 1966 | 1 | 0* |
| Seattle | 1958 | 1958 | 1 | 0 |
| Sewanee | 1923 | 1934 | 6 | 0 |
| South Carolina | 1928 | 1979 | 7 | 1 |
| Southern California | 1959 | 1961 | 0 | 2 |
| Southern Methodist | 1956 | 1977 | 3 | 1 |
| St. Andrews | 1915 | 1915 | 1 | 1 |
| St. John's | 1943 | 1978 | 9 | 3 |
| St. Joseph's | 1939 | 1939 | 1 | 0 |
| St. Louis | 1948 | 1966 | 7 | 9 |
| Stanford | 1973 | 1973 | 1 | 0 |
| Syracuse | 1950 | 1978 | 4 | 0 |
| Temple | 1944 | 1962 | 14 | 4 |
| Tennessee | 1910 | 1979 | 98 | 47 |
| Texas A & M | 1941 | 1979 | 2 | 1 |
| Texas Christian | 1976 | 1976 | 1 | 0 |
| Texas Tech | 1963 | 1965 | 2 | 0 |
| Texas Western | 1966 | 1966 | 0 | 1 |
| Transylvania | 1903 | 1911 | 6 | 8 *** |
| Tufts | 1945 | 1945 | 1 | 0 |
| Tulane | 1921 | 1966 | 37 | 5 |
| Tulsa | 1947 | 1948 | 3 | 0 |
| UCLA | 1951 | 1975 | 3 | 1 |
| Utah | 1944 | 1976 | 2 | 2 |
| Utah State | 1957 | 1957 | 1 | 0 |
| Vanderbilt | 1912 | 1979 | 82 | 28 |
| Vernon College | 1906 | 1906 | 1 | 0 |
| Villanova | 1949 | 1949 | 2 | 0 |
| Virginia | 1914 | 1966 | 6 | 2 |
| Virginia Tech | 1924 | 1962 | 2 | 1 |
| VMI | 1914 | 1977 | 3 | 2 |
| Wabash | 1925 | 1946 | 1 | 1 |
| Wake Forest | 1953 | 1963 | 2 | 0 |
| Warsaw University | 1966 | 1966 | 2 | 0* |
| Washington U | 1942 | 1948 | 2 | 0 |
| Washington & Lee | 1922 | 1956 | 12 | 1 |
| Washington State | 1974 | 1974 | 1 | 0 |
| Wayne | 1956 | 1956 | 1 | 0 |
| Western Kentucky | 1971 | 1971 | 0 | 1 |
| Western Ontario | 1945 | 1949 | 4 | 0 |
| West Texas State | 1950 | 1978 | 2 | 0 |
| West Virginia | 1924 | 1970 | 10 | 4 |
| Wisconsin | 1963 | 1976 | 2 | 1 |
| Wright Field | 1944 | 1944 | 1 | 0 |
| Wyoming | 1944 | 1944 | 1 | 0 |
| Xavier | 1935 | 1969 | 37 | 2 |
| Yale | 1961 | 1961 | 1 | 0 |

†Record includes nine games with Mississippi A & M which later became known as Mississippi State.

*Played in International Universities Tournament at Tel Aviv, Israel, in August, 1966.

**Pre-Olympic Games exhibitions not included.

***Record includes 10 games with Kentucky University, which became known as Transylvania in 1909.

+Record does not take in account tie game played between UK and Kentucky Wesleyan Feb. 9, 1918. Unique 21-21 tie resulted from scorer's error which was not discovered until after teams departed.

ALL-TIME KENTUCKY CAGE RECORDS (Revised to Start of 1979-80 Season)

TEAM RECORDS

Season

- Most Games Played—39* in 1947-1948
(Regular Season Only—30* in 1946-47)
- Most Wins—36*† in 1947-48 (Won 36, Lost 3)
(Regular Season Only—28* in 1946-47 (Won 28, Lost 2)
(Conference Play Only—17* in 1969-70)
- Most Losses—13 in 1926-27 (2-13), 1966-67 (13-13) and 1973-74 (13-13)
(For Full Season 20 or More Games—13 in 1966-67) and (1973-74)
(Conference Play Only—10 in 1966-67 (8-10)
- Fewest Wins—1 in 1904-05 (Won 1, Lost 4)
(For Full Season 20 or More Games—13 in 1966-67) and (1973-74)
- Fewest Losses—0 in 1911-12 (9-0) and 1953-54 (25-0)
- Longest Win Streak—25 in 1953-54 (Won 25, Lost 0)
(Conference Play Only—14* in 1950-51, 1951-52, 1965-66, 1976-77. Including
Playoff Game, Kentucky Won 15 Straight in 1953-54)
- Most Consecutive Wins, Conference Play—51* (Jan. 28, 1950-Jan. 8, 1955)
- Longest Losing Streak—9 (Jan. 25 to Feb. 23, 1923)
(Conference Play Only—4 in 1966-67) and (1973-74)
- Most Points—2858 in 31 Games, 1974-75
Regular Season Only—2523 in 26 Games, 1970-71
(Conference Play Only—1728* in 18 Games, 1970-71)
(Most Times 100 or More Points—15 in 1970-71)
(Two Consecutive Games—244 vs. Georgia and Tennessee, 1956)
- Fewest Points—19 in 3 Games, 1903
(For Full Season 20 or More Games—538 in 22 Games 1924-25)
- Greatest Average Scoring Margin—27.2 in 25 Games, 1953-54
(Including Tournament Play—29.9 in 37 Games, 1946-47)
(Conference Play Only—35.9* in 14 Games, 1953-54)
- Highest Scoring Average—96.8 in 28 Games, 1969-70
(Regular Season Only—96.7 in 26 Games, 1970-71)
(Conference Play Only—96.0* in 18 Games, 1970-71)
- Lowest Scoring Average—6.3 in 3 Games, 1903
- Best Winning Percentage—1.000 in 1911-12 (9-0) and 1953-54 (25-0)
(Conference Play Only—1.000 in 1932-33 (8-0) and 10 Other Years. Last 14-0 in
1953-54)
- Worst Season Percentage—.187 on Record 3-13 in 1926-27
(20 Games Minimum—.500 (13-13) in 1966-67 and 1973-74)
- Most Field Goal Attempts—3645*† in 39 Games, 1947-48
(Regular Season—2925† in 33 Games, 1947-48)
- Most Field Goals Made—1197 in 31 Games, 1974-75
(Conference Play Only—719* in 18 Games, 1974-75)

*Also SEC Record

**The 1965-66 Wildcat team scored 2,950 points in 25 regular season, four NCAA and five International Universities Tournament games.

†Recognized as National Record

Highest Field Goal Pct. — 54.1* in 32 Games, 1977-78
 (Regular Season Only — 54.0 in 27 Games, 1977-78)
 (Conference Play Only — 54.5* in 18 Games, 1977-78)
 Most Free Throws Attempted — 865 in 32 Games, 1951-52
 (Conference Play Only — 485* in 18 Games, 1978-79)
 Most Free Throws Made — 613 in 32 Games, 1977-78
 (Conference Play Only — 376* in 18 games, 1978-79)
 Highest Free Throw Pct. — 77.6 in 31 Games, 1978-79
 (Regular Season Only — 78.1 in 26 Games, 1978-79)
 Most Personal Fouls — 767 in 31 Games, 1974-75
 Fewest PF's — 307 in 26 Games, 1944-45
 Most Points Allowed — 2434 in 31 Games, 1974-75
 (Regular Season Only — 2175 in 26 Games, 1970-71)
 Fewest Points Allowed — (9 Game Min.) — 137 in 9 Games, 1911-12
 (Conference Play Only — 182* in 8 Games, 1934-35)
 Most Rebounds — 1817* in 32 Games, 1951-52
 (Regular Season Only — 1600 in 25 Games, 1950-51)
 Best Rebound Average — 64.6* in 25 Games, 1953-54
 Most Wins in Conference — 17* in 1969-70

Single Game

Most Points — 143* (Kentucky 143 vs. Georgia 66, Feb. 27, 1956)
 (Conference Play Only — Same)
 (Non-Conference — 121 (Kentucky 121, West Texas 67, Dec. 4, 1978)
 Most Points, Both Teams — 239 Kentucky 118 vs. Northwestern 116 at Evanston,
 Dec. 10, 1966)
 Conference Play Only — 226 (Kentucky 121 vs. LSU 105, Feb. 21, 1970)
 Most Points, Home Floor — 121 (Kentucky 121 vs. Mississippi 86, Feb. 6, 1971 and
 Kentucky 121, West Texas 67, Dec. 4, 1978)
 Most Points on Opponent's Floor — 121 (Kentucky 121 vs. LSU, 95, Jan. 27, 1968;
 Kentucky 121 vs. LSU, 105, Feb. 21, 1970)
 Most Points on Neutral Court — 143 (Kentucky 143 vs. Georgia 66, Armory,
 Louisville, Feb. 27, 1956)
 Most Points, One Half — 75* (Kentucky 75 vs. Georgia 32, Feb. 27, 1956)
 Fewest Points — 1 (Kentucky 1 vs. Kentucky U 22 in 1905)
 (Conference Play Only — 22 Against Tennessee 32, Jan. 18, 1941)
 Fewest Points, One Half (Modern) — 8 (Kentucky 8, Georgia 6 in First Half, Jan. 16,
 1967 Athens)
 Fewest Points, Both Teams — 17 (State College 5 vs. Kentucky U. 12 in 1904)
 Biggest Victory Margin — 77* (Kentucky 143 vs. Georgia 66, Feb. 27, 1956)
 Smallest Victory Margin — 1 (43 One-point Wins. Last, 101-100 Alabama (SEC),
 Mar. 1, 1979)
 Worst Defeat — 68 (Kentucky 19 vs. Centre 87 in 1908-09)
 (CCNY's) 39-point Win Over UK in NIT of 1950 Worst Defeat in Modern
 Records)
 Smallest Margin of Defeat — 1 (Tennessee 27 vs. Kentucky 26, March 2, 1917)
 (Also on Record are 33 Other One-Point Losses. Last, Clemson 68, Kentucky 67
 (OT) NIT (H), Mar. 7, 1979)
 Most Points in Losing Game — 100 vs. Jacksonville, 106 (NCAA) March 14, 1970

*Also Southeastern Conference Record

Fewest Points Allowed—5* (Kentucky 26 vs. Tennessee 5 in 1909-10 and Kentucky 38 vs. Centre 5 in 1916)
 (Conference Play Only—9* Against Tulane, Dec. 20, 1934)
 Most Points Allowed—116 (Northwestern 116 vs. Kentucky 118 Dec. 10, 1966)
 Most FG Attempted—125* Against Indiana Central, Nov. 29, 1947 (SEC Non-Conference Record); Mississippi, Feb. 8, 1964
 (Conference Play Only—125* Against Mississippi, Feb. 8, 1964)
 Most FGA's, Both Teams—209 (Kentucky 125 vs. Mississippi 84, Feb. 8, 1964)
 Fewest FG Attempted—37 Against Mississippi State, Jan. 21, 1978
 Fewest FGA One Half—15 (2nd Half) vs. Florida, Jan. 30, 1965
 Most Field Goals Scored—60* Against Georgia, Feb. 27, 1956
 Most FG's Scored, Both Teams—96 (UK 50 vs. Northwestern 46, Dec. 10, 1966, and UK 50 vs. Austin Peay 46, Mar. 15, 1973)
 (Conference Play Only—90* UK 52 vs. LSU 38, Jan. 27, 1968, and UK 48 vs. Alabama 42, Feb. 26, 1973)
 Best Field Goal Pct.—68.3 vs. Alabama (SEC) Mar. 1, 1979
 (Conference Play Only—68.3 vs. Alabama (SEC) Mar. 1, 1979
 (First Half—72.7% vs. LSU, Jan. 24, 1966)
 (Second Half—83.3% (15-18) vs. Miss. State (H) Feb. 28, 1977)
 Lowest Field Goal Percentage—16.3 vs. Ga. Tech (A), Jan. 26, 1960
 Most Free Throws Attempted—56* vs. Miss. State, Feb. 12, 1979. Made 40
 Fewest Free Throws Attempted—2 Against Ga., Feb. 8, 1975
 Most Free Throws Made—48* Against Vanderbilt (A) Jan. 7, 1963. FTA 53
 Fewest Free Throws Made—1 Against Ga., Feb. 8, 1975, in 2 Attempts
 Best Free Throw Pct.—1.000 (14 out of 14 vs. Duke, March 3, 1930; 11 out of 11 vs. Alabama, Feb. 1, 1934 and Vanderbilt, Mar. 2, 1974; 9 out of 9 vs. Mississippi, Jan. 4, 1969) 95.5* (21 out of 22 vs. Georgia, Feb. 19, 1973)
 Most Rebounds—108* Against Mississippi, Feb. 8, 1964
 Most Personal Fouls—41* Against Ohio U., Jan. 12, 1948
 (Conference Play Only—37* (Kentucky vs. Auburn, Feb. 27, 1954)
 Most PF's, Both Teams—71* (Kentucky 37 vs. Auburn 34, Feb. 27, 1954)
 (Non-Conference Game—75—Kentucky 32, La Salle 43, Dec. 2, 1979)
 Fewest PF's Both Teams—17 (Kentucky 7 vs. SMU 10, Dec. 21, 1956)

INDIVIDUAL RECORDS (Season)

Most Points—948 by Dan Issel in 28 Games, 1969-70
 (Regular Season Only—876 by Dan Issel in 26 Games, 1969-70)
 (Conference Play Only—612 by Dan Issel in 18 Games, 1969-70)
 (Soph. Year—608 by Cotton Nash in 26 Games, 1961-62)
 Highest Scoring Average—33.9 by Dan Issel in 28 Games, 1969-70
 (Regular Season Only—33.7 by Dan Issel in 26 Games, 1969-70)
 (Conference Play Only—34.0 by Dan Issel in 18 Games, 1969-70)
 (Soph. Year—23.4 by Cotton Nash in 1961-62)
 Most Rebounds—528* by Cliff Hagan in 32 Games, 1951-52
 (Regular Season Only—447 by Bill Spivey in 25 Games, 1950-51)
 (Conference Play Only—250 by cliff Hagan in 14 Games, 1951-52)
 Most FG Attempts—667 by Dan Issel in 28 Games, 1969-70
 (Regular Season Only—614 by Dan Issel in 26 Games, 1969-70)
 (Conference Play Only—433 by Dan Issel in 18 Games, 1969-70)

*Also Southeastern Conference Record

†Recognized As National Record

Most Field Goals Made—369 by Dan Issel in 28 Games, 1969-70
 (Regular Season Only—339 by Dan Issel in 26 Games, 1969-70)
 (Conference Play Only—239 by Dan Issel in 18 Games, 1969-70)

Most Free Throws Attempted—275 by Dan Issel in 28 Games, 1969-70
 (Regular Season Only—259 by Dan Issel in 26 Games, 1969-70)
 (Conference Play Only—169 by Dan Issel in 18 Games, 1969-70)

Most Free Throws Made—210 by Dan Issel in 28 Games, 1969-70
 (Regular Season Only—198 by Dan Issel in 26 Games, 1969-70)
 (Conference Play Only—134 by Dan Issel in 18 Games, 1969-70)
 (Consecutive—27 in 6 Games by Louie Dampier, 1966-67)

Highest Field Goal Pct.—63.5 by Rick Robey in 32 Games, 1977-78
 (Regular Season Only—62.5 by Rick Robey in 27 Games, 1977-78)
 (Conference Play Only—64.7 by Rick Robey in 18 Games, 1977-78)

Highest Free Throw Pct.—91.8 by Larry Steele in 23 Games, (45-49) 1969-70
 (Regular Season Only—90.9 by Larry Steele in 21 Games, (40-44) 1969-70)
 (Conference Play Only—90.9 by Kent Hollenbeck in 12 Games (40-44) 1970-71)

Most Assists—178 by Kyle Macy in 32 Games, 1977-78

Single Game

Most Points—53 by Dan Issel (Against Mississippi at Oxford, Feb. 7, 1970)

Most Field Goals Attempted—42 by Bill Spivey (Against Ga. Tech. Feb. 18, 1950.
 Made 16)

Most Field Goals Made—23 by Dan Issel (Against Mississippi at Oxford, Feb. 7,
 1970)

Most Free Throws Attempted—24 by Cliff Hagan (Against Temple, Dec. 5, 1953)

Most Free Throws Made—18 by Dwight Anderson (Against Miss. State, Feb. 12,
 1979) Attempted 23.

Consecutive Free Throws Made—16* by Cliff Hagan (Against Mississippi, Jan. 2,
 1952)

Highest Field Goal Percentage (Min. 10 Made)—Rick Robey 91.7 (11 of 12) against
 Miami (O.) (H) Dec. 10, 1975, Jack Givens 91.7 (11 of 12) against Miss. State (A)
 Jan. 31, 1977

Highest Free Throw Percentage (Min. 10 Made)—1.000 by Louie Dampier (13 of 13
 against Florida, Jan. 30, 1965, and 14 of 14 against Oregon State Dec. 22, 1966)
 10 other players have 14—1.000% performances. (Min. 15 made)—.944 (17 of
 18) by Cliff Hagan against Mississippi, Jan. 2, 1952)

Most Rebounds—34* (SEC non-conference record) by Bob Burrow (Against
 Temple, Dec. 10, 1955)

Longest Field Goal Made—63 feet, 7 1/2 inches by Cliff Barker (Against Vanderbilt,
 Feb. 26, 1949 in Alumni Gym). (Other long shots on record include 53 ft., 9 1/2
 in. by Ralph Beard against Tennessee in 1947-48; 53 ft., 6 in. by Linville Puckett
 against Miss. State in 1953-54; and 48 ft., 2 1/4 in. by Red Hagan against
 Marquette in 1937-38)

INDIVIDUAL CAREER RECORDS (Varsity Play)

Most Points—2138 by Dan Issel in 83 Games, 1968-70
 (Conference Play Only—1399 by Dan Issel in 54 Games, 1968-70)

Highest Scoring Average—25.7 by Dan Issel, 1968-70
 (Conference Play Only—25.9 by Dan Issel in 54 Games, 1969-70)

*Also Southeastern Conference Record

†Recognized As National Record

Most Games Played—139 by Ralph Beard, 1945-49
 (Conference Play Only—74 by Truman Claytor, 1976-79)

Most Consecutive Games Started—120 by Alex Groza, Nov. 28, 1946 to March 26, 1949
 (Conference Play Only—54 by Dan Issel and Mike Pratt in 1968-70, Jack Givens, 1975-78)

Most Field Goals Attempted—1638 by Jack Givens, 1975-78
 (Conference Play Only—1059 by Dan Issel, 1968-70)

Most Field Goals Made—843 by Jack Givens in 123 Games, 1975-78
 (Conference Play Only—546 by Dan Issel in 54 Games, 1968-70)

Highest FG Pct.—58.1 by Rick Robey in 105 Games, 1975-78
 (Conference Play Only—57.3 by Rick Robey in 58 Games, 1975-78)

Most Free Throws Attempted—661 by Dan Issel in 83 Games, 1968-70
 (Conference Play Only—405 by Dan Issel in 54 Games, 1968-70)

Most Free Throws Made—488 by Dan Issel in 83 Games, 1968-70
 (Conference Play Only—307 by Dan Issel in 54 Games, 1968-70)

Highest FT Pct.—83.5 by Louie Dampier in 80 Games, 1965-67
 (Conference Play Only—79.9 by Jack Givens (222-278) in 72 Games, 1977-78)

Most Rebounds—1078 by Dan Issel in 83 Games, 1968-70 (No Rebounds kept prior to 1951)
 (Conference Play Only—685 by Dan Issel in 54 Games, 1968-70)

Best Rebound Average—16.1 by Bob Burrow in 51 Games, 1955-56
 (Conference Play Only—17.5 by Bob Burrow in 30 Games, 1955-56)

Most Assists—319 Larry Johnson in 112 Games, 1974-77

Most Personal Fouls—344 by Mike Phillips, 1975-78 (Four Seasons)
 (For 3 Seasons—294 by Pat Riley, 1965-67)

NCAA TOURNAMENT RECORDS

Most Appearances—24† (1942, 1945, 1948, 1949, 1951, 1952, 1955, 1956, 1957, 1958, 1959, 1961, 1962, 1964, 1966, 1968, 1969, 1970, 1971, 1972, 1973, 1975, 1977, 1978)

Most Points—4807 in 63 Games

Most Games—63†

MISCELLANEOUS RECORDS

Season Opener Consecutive Wins—34
 (Kentucky lost first opening game since 1926 in defeat by Va. Tech, Dec. 1, 1962)

Consecutive Home Floor Wins—129† (Jan. 4, 1943 to Jan. 8, 1955)
 (First 84 wins in Alumni Gym, remainder in Memorial Coliseum)
 (Conference Play Only—70 from Jan. 21, 1939 to Jan. 8, 1955)
 (Overall since 1943, Kentucky has been defeated on its home floor only 40 times)
 (Most losses at home one season—7 in 1966-67)

Longest Winning Streak—32 (Dec. 5, 1953 to Jan. 8, 1955)

Consecutive Conference Wins—51* (Jan. 28, 1950 to Jan. 8, 1955)
 (Excludes tournament and non-SEC games)

Consecutive SEC Losses—4 in 1966-67 and 1973-74 (Lost 3 in row only 12 times, 2 in row only 17 times)

*Also Southeastern Conference Record

†Recognized As National Record

Most SEC Champions—31*

(12 Titles won in tournament play. Title determined by regular season play since 1951. Tied LSU 1935 and 1954, Miss. State 1962, Tennessee 1972, Alabama 1975, Tennessee 1977)

Consecutive SEC Championships—9*

(Kentucky held SEC title continuously from 1944 to 1953 when Wildcats were out of competition. The 1952 title represented UK's 6th straight regular season title and 12th win of season race since SEC organized in 1933.)

Attendance Highs—

One Game—23,608*† (UK vs. Nevada, Las Vegas (H) 1978)

Regular Season Game—23,608*† (UK vs. Nevada, Las Vegas (H) 1978)

Home Game—23,608*† (UK vs. Nevada, Las Vegas (H) 1978)

Two Consecutive Games—47,050 in 1979 (23,528 vs. Vanderbilt, 23,522 vs. Clemson at Rupp Arena)

Complete Season—586,286† in 32 Games, 1977-78

Home Season—373,403*† in 16 Games, 1977-78

Home Average—23,403 (351,042 in 15 Games) 1979

Last Overtime Game—Mar. 7, 1979 (Clemson 68, UK 67 (H) NIT

(Last double overtime game—Dec. 11, 1971 (Indiana 90, UK 89) (N)

(Last three-overtime game—Dec. 7, 1957, Kentucky 85, Temple 83)

Most Overtime Games—Season—Five, 1979 (Won 2, Lost 3)

Most Players on All-Tournament Team—5 (1947 All-SEC Tournament Team and 1965 UK Invitational Tournament Team)

RUPP ARENA RECORDS

(Collegiate-Varsity)

Team-Single Game

Consecutive Wins—23 by Kentucky (Jan. 22, 1977 to . . .)

Most Points—114 by Kentucky vs. Portland State, 88, Dec. 16, 1977

Most Points by Kentucky Opponent—88 by Portland State, Dec. 16, 1977

Biggest Margin of Victory For Kentucky—50 (Kentucky 103, TCU 53, Dec. 2, 1976)

Biggest Margin of Defeat for Kentucky—4 (Tennessee 71, Kentucky 67, Jan. 12, 1977)

Smallest Margin of Victory for Others—2 (Utah 70, Kentucky 68, Dec. 18, 1977)

Smallest Margin of Defeat for Others—2 (Kentucky 58, Miss. State 56, Feb. 18, 1978)

Most Points, Both Teams—202 (Kentucky 114, Portland State 88 (UKIT) Dec. 16, 1977)

Most Points In One Half—64 by Kentucky in Second Half vs. Vanderbilt, Feb. 5, 1977

Fewest Points—53 by TCU vs. Kentucky, Dec. 1, 1976

Most FGA's, Both Teams—163 (Kentucky 82 vs. Vanderbilt 81, Feb. 5, 1977)

Most Field Goals Made—46 by Kentucky vs. Portland State Dec. 16, 1977

Best FG Pct. (Game)—68.0 (34 of 50) by West Virginia vs. Bowling Green, Dec. 18, 1977 (UKIT)

Best FG Pct. (First Half)—71.4 (10-14) by South Carolina vs. Kentucky, Dec. 12, 1977

Best FG Pct. (Second Half)—83.3 (15 of 18) by Kentucky vs. Mississippi State, Feb. 28, 1977

*Also Southeastern Conference Record

†Recognized As National Record

Most Free Throws Attempted—56 by Kentucky vs. Miss. State, Feb. 12, 1979
 Most FTA's, Both Teams—88 (Kentucky 52, La Salle 36, Dec. 2, 1978)
 Most Free Throws Made—40 by Kentucky vs. Miss. State, Feb. 12, 1979
 Most Free Throws Missed—19 by Kentucky vs. Wisconsin, Nov. 27, 1976, and vs. Portland State, Dec. 16, 1977
 Most Rebounds—62 by Kentucky vs. Bowling Green, Dec. 17, 1976
 Fewest Points, Both Teams—114 (Kentucky 58, Miss. State 56, Feb. 18, 1978)
 Most Personal Fouls—43 by La Salle vs. Kentucky, Dec. 2, 1978
 Most Personal Fouls, Both Teams—75 (UK 32, La Salle 43, Dec. 2, 1978)
 Biggest Crowd—23,608*† (Kentucky vs. Nevada Las Vegas, Mar. 4, 1978)

Individual-Single Game

Most Points—39 Freeman Williams, Portland State vs. Kentucky (UKIT) Dec. 16, 1977
 Most Field Goals Attempted—40 by Freeman Williams, Portland State vs. Kentucky, (UKIT) Dec. 16, 1977
 Most Field Goals Made—17 by Freeman Williams, Portland State vs. Kentucky (UKIT) Dec. 16, 1977
 Most Free Throws Attempted—23 by Dwight Anderson, Kentucky vs. Miss. State, Feb. 12, 1979. Made 18.
 Most Free Throws Made—18 by Dwight Anderson, Kentucky vs. Miss. State, Feb. 12, 1979. Attempted 23.
 (Consecutive—11 by Rick Robey, Kentucky vs. Mississippi State, Feb. 28, 1977; and Cedric Maxwell, UNCC vs. Syracuse (NCAA), Mar. 17, 1977)
 Most Rebounds—19 by Mike Phillips, Kentucky vs. LSU, Jan. 22, 1977; and Bernard King, Tennessee vs. Kentucky, Jan. 12, 1977.

MEMORIAL COLISEUM RECORDS (Collegiate-Varsity)

Team—Single Game

Consecutive Wins—45 by Kentucky (Dec. 1, 1950 to Jan. 8, 1955)
 (Part of Overall National Record of 129 Home Floor Victories)
 (Kentucky has lost two in row in Memorial Coliseum only three times and three in row only once—1966-67)
 Most Points—121 by Kentucky vs. Mississippi, 86, Feb. 6, 1971
 Most Points by UK Opponent—98 (1 OT) by Illinois, Dec. 5, 1966
 Biggest Margin of Victory—53 by Kentucky (UK 104 vs. Ga. Tech 51 on Jan. 7, 1956; and UK 108 vs. Georgia 55 on Jan. 29, 1959)
 Most Points, Both Teams—207 (Kentucky 121 vs. Mississippi 86, Feb. 6, 1971)
 Biggest Margin of Defeat for Kentucky—23 (Alabama 94, UK 71, Feb. 23, 1974)
 Most Points In One Half—67 by Kentucky in Second Half vs. Auburn, Jan. 29, 1966
 Fewest Points—32 by Alabama (Alabama 32 vs. Kentucky 39 on Feb. 23, 1959)
 Smallest Margin of Victory—Kentucky 77 vs. UCLA 76 on Feb. 17, 1961; UK 61, Tennessee 60 on Feb. 27, 1965; UK 60, Tennessee 59 on Feb. 12, 1968; Kentucky 78 vs. Stanford 77 on Dec. 22, 1973; Kentucky 77, Vanderbilt 76 on Jan. 17, 1976; Kentucky 94, Miss. St. 93 (OT) Mar. 8, 1976

*Also Southeastern Conference Record

†Recognized As National Record

Smallest Margin of Defeat—1 (Ga. Tech 59 vs. Kentucky 58 on Jan. 8, 1955; St. Louis 71 vs. Kentucky 70 on Dec. 10, 1956; Ga. Tech 86 vs. Kentucky 85 in double overtime on Jan. 5, 1963; Illinois 98 vs. UK 97 (1 OT) Dec. 5, 1966; Ohio State 82, UK 81, March 16, 1968)

Most FGA's, Both Teams—209 (Kentucky 125 vs. Mississippi 84, Feb. 8, 1964)

Most Field Goals Made—54 by Kentucky vs. Mississippi, Feb. 6, 1971

Best FG Pct. (Game)—69.2 (18 of 26) by Miss. State vs. Kentucky, Feb. 12, 1962

Best FG Pct. (First Half)—75.0 (15 of 20) by Ga. vs. UK, Jan. 11, 1971

Best FG Pct. (Second Half)—87.5 (7 of 8) by Miss. State vs. UK, Feb. 12, 1962

Most Free Throws Attempted—50 by Georgia vs. Kentucky, Feb. 4, 1954, and Georgia Tech, Jan. 5, 1957

Most FTA's, Both Teams—89 (Kentucky 39 vs. Georgia Tech 50 on Jan. 5, 1957)

Most FT Made—38 by Kentucky vs. Georgia on Jan. 29, 1959; UK 38 vs. Florida, Jan. 30, 1965

Most Free Throws Missed—23 by Georgia vs. Kentucky on Feb. 4, 1954

Most Rebounds—108 by Kentucky vs. Mississippi, Feb. 8, 1964

Fewest Points, Both Teams—71 (Kentucky 39 vs. Alabama 32 on Feb. 23, 1959)

Most Personal Fouls—34 by Mississippi vs. Kentucky, Feb. 6, 1965

Most PF's, Both Teams—62 (UK 31 vs. Auburn 31, Feb. 5, 1973)

Biggest Crowd—13,690 (Kentucky vs. Louisiana State, Jan. 24, 1970)

Individual—Single Game

Most Points—55 by Pete Maravich, LSU vs. Kentucky, Jan. 24, 1970

Most Field Goals Attempted—53 by Pete Maravich, LSU vs. Kentucky, Feb. 22, 1969

Most Field Goals Made—21 by Pete Maravich, LSU vs. Kentucky, Feb. 22, 1969 and Jan. 24, 1970

Most Free Throws Attempted—24 by Cliff Hagan, Kentucky vs. Temple on Dec. 5, 1953

Most Free Throws Made—17 by Cliff Hagan, Kentucky vs. Temple on Dec. 5, 1953 (Consecutive—14 of 14 by Louie Dampier vs. Oregon State, Dec. 22, 1966)

Most Rebounds—34* (SEC Record Non-Conference Play) by Bob Burrow, Kentucky vs. Temple on Dec. 18, 1954

Longest Field Goal Made—53 ft., 6 in. by Linville Puckett, Kentucky vs. Miss. State on Feb. 15, 1954

HIGHS AND LOWS BY OPPONENTS

(Modern—Since 1930)

Individual—Single Game

Most Points—64 Pete Maravich (LSU) Feb. 21, 1970 at Baton Rouge

Most Rebounds—30 Jerry Lucas (Ohio State) March 18, 1961 (NCAA)

Most Field Goals—23 Pete Maravich (LSU) Feb. 21, 1970 at Baton Rouge

Most Free Throws Made—17 Pete Maravich (LSU) (22 FTA) Feb. 21, 1970 at Baton Rouge

Most FG's Attempted—53 Pete Maravich (LSU) Feb. 22, 1969

Most FT's Attempted—22 Pete Maravich (LSU) Feb. 21, 1970 at Baton Rouge

*Also Southeastern Conference Record

†Recognized As National Record

Team—Single Game

- Most Points—116 Northwestern (UK 118) Dec. 10, 1966
(Conf. Only—110 Vanderbilt, UK 94, March 4, 1967)
- Fewest Points—6 Arkansas State (Kentucky 75) Jan. 8, 1945
(All-Time Record—5 Tennessee 1910, Centre 1916, Ky. Wesleyan 1919)
- Biggest Victory Margin—39 CCONY 89-Kentucky 50 in NIT, Mar. 14, 1950
(All-Time Record—68 Centre 87-Kentucky 19 in 1910)
- Smallest Victory Margin—1 Vanderbilt 32, Kentucky 31, Feb. 20, 1932 (30 One-Point Losses since 1930. All-Time, 37 losses) (Clemson 68, Kentucky 67 (OT) (H) NIT, Mar. 7, 1979)
- Most Rebounds—81 Notre Dame, Dec. 29, 1964
(Rebounds not recorded prior to 1951)
- Most Field Goals—51 Notre Dame (109 Attempts) Dec. 29, 1964
(All-Time Record—Same)
- Fewest Field Goals—2† Arkansas State Jan. 8, 1945
- Most FG's Attempted—109 Notre Dame (Made 51) Dec. 29, 1964
(Field Goal Attempts Not Recorded Prior to 1947)
- Most Free Throws Made—35 Auburn (49 Attempts) Feb. 27, 1954
(All-Time Record—Same)
- Fewest Free Throws Missed—0 Georgia Tech (Made 5) Jan. 21, 1946, and Georgia (Made 6) Feb. 19, 1973
- Most FT's Attempted—53 Tennessee (Made 33) March 3, 1956
(All-Time Record—Same)
- Best FT Shooting Percentage—(Minimum 15 FTA) 91.7 (22 of 24) by Notre Dame (N), Jan. 14, 1939, 91.7 (33 of 36) by North Carolina (NCAA), Mar. 19, 1977
- Best FG Shooting Pct.—69.2 by Miss. State, Feb. 12, 1962, at Lexington
(First Half—75.0% by Georgia (H) Jan. 11, 1971)
(Second Half—87.5% by Miss. State (H) Feb. 12, 1962)
- Lowest FG Shooting Percentage—24.1% Notre Dame Feb. 14, 1959
(Shooting Percentages Not Recorded Prior To 1947)
- Most Personal Fouls—43 La Salle, Dec. 2, 1978

*Also Southeastern Conference Record

†Recognized As National Record

* * * * *

From Sports Illustrated—(Spring 1978)

FOUR-STAR PRODUCTION

In case you ever doubted that folks in Kentucky worship basketball players, listen to this. Four seniors—Rick Robey, Jack Givens, James Lee and Mike Phillips—from Kentucky's 1978 NCAA championship team drew more than 100,000 emotional fans in 31 towns during a barnstorming tour of the state that ended last week. In Harlan an 85-year-old woman kissed each of the players, and in Carter County 13-year-old LaDonna Griffith broke down and cried when she had Robey autograph her basketball—for the second time.

Using fill-ins for the fifth man, the seniors competed against an AAU team managed by Scotty Baesler, a Lexington lawyer and former Kentucky player who had the foresight to begin scheduling the tour even before the Wildcats won the NCAA title. "Each of the UK players will make about \$10,000," says Baesler, who also set up pregame receptions, which fans gladly paid extra to attend.

WILDCAT CAGE LETTERMEN

— A —

Allan Abramson (44)
(Mgr.)
John Adams (63, 64, 65)
Earl Adkins (55, 57, 58)
Don Adkins (Mgr.) (74, 75)
Marvin Akers (41, 42, 43)
Charles Alberts (25, 26)
Charles Aleksinas (78)
Ermal Allen (40, 41, 42)
Ed Allin (45)
Carl Althaus (43)
H. M. Amoss (04)
Dwight Anderson (79)
Milerd Anderson
(34, 35, 36)
Jim Andrews (71, 72, 73)
Lee Andrus (03, 04)
Phil Argento (67, 68, 69)
R. H. Arnett (04)
Jay Atkerson (Mgr.)
(57, 58, 59)
Paul Adkins (21, 22)

— B —

H. A. Babb (11) (Mgr.)
Adrian Back (42)
Stanley Baer (05, 06, 07)
Scotty Baesler (62, 63)
Richard C. Barbee
(06, 07, 08, 09)
Cliff Barker (47, 48, 49)
Bill Barlowe (43)
B. Barnett (11, 12, 13)
Dale Barnstable
(47, 48, 49, 50)
Bobby Barton (Mgr.) (67)
Ralph Beard
(46, 47, 48, 49)
Ed Beck (56, 57, 58)
Cecil Bell (31)
Cliff Berger (66, 67, 68)
Henry Besuden (26)
Bill Bibb (54)
Arthur Bicknell (40)
Doug Billips (Mgr.)
(69, 70)
Jerry Bird (54, 55, 56)
Crittenden Blair (34)
Harry Bliss (35)
Ralph Boren (24)
Brad Bounds (66, 67)
Bob Brannum (44, 47)
D. P. Branson (05, 06)
John Brewer (55, 56, 57)
Leo Brewer (08)
Melvin Brewer
(41, 42, 43)
G. C. Bridges (10)
Jake Bronston (30, 31)
T. R. Bryant (05, 06, 07)

Nathaniel Buis (44)
Carey Burchett (34) (Mgr.)
Carroll Burchett
(60, 61, 62)
L. S. Burnham
(19, 20, 22, 23)
Bob Burrow (55, 56)
Bill Busey (68)
Kirk Byars (Mgr.) (63)

— C —

Gerry Calvert
(55, 56, 57)
Patrick Campbell, (17, 18)
George Campbell (35)
(Mgr.)
Kenton Campbell (45, 46)
Burgess Carey (25, 26)
Ralph Carlisle
(35, 36, 37)
Armiel Carman (Mgr.) (16)
Dwane Casey (76, 77, 78, 79)
Mike Casey (68, 69, 71)
Billy Ray Cassidy
(56, 57, 58)
J. S. Chambers (Mgr.) (09)
Truman Claytor (76, 77, 78, 79)
Steve Clevenger
(66, 67, 68)
Marion Cluggish
(38, 39, 40)
Bennie Coffman (59, 60)
Sid Cohen (59, 60)
Lincoln Collinsworth
(56, 57, 58)
Carl Combs (40)
Cecil Combs (28, 29, 30)
Charles Combs (38)
Larry Conley (64, 65, 66)
Jimmy Dan Conner
(73, 74, 75)
Joe Coons (05)
Fred Cowan (78, 79)
Johnny Cox (57, 58, 59)
Hugh Coy (54)
John Crigler (56, 57, 58)
George Critz (64)
Larry Crosby (65) (Mgr.)
John S. Crosthwaite (10)
Albert Cummins (47)
Fred Curtis (37, 38, 39)

— D —

Louie Dampier
(65, 66, 67)
Darrell Darby
(31, 32, 33)
Howard Dardeen (59)
Berkley Davis (34)
Bruce Davis (36)
Mulford Davis
(43, 46, 47)

Robert Davis (37)
William Davis (33, 34)
Ted Deeken (62, 63, 64)
Claire Dees (27, 28, 29)
John DeMoisey
(32, 33, 34)
Truitt DeMoisey (44)
Harry Denham (39)
Jim Dinwiddle (69, 70, 71)
J. A. Dishman, (18, 19)
Mike Dolan (Mgr.)
(52, 54)
A. L. Dolan (06)
Warfield Donohue
(35, 36, 37)
H. H. Downing (08)
Pat Doyle (63)
Rick Drewitz (72, 73, 74)
Hunter Durham (Mgr.)
(61, 62)
James Durham (45)

— E —

Ray Edelman (72, 73, 74)
Leroy Edwards (35)
Russell Ellington
(35, 36)
Randy Embry (63, 64, 65)
Kenneth England (41, 42)
Bill Evans (52, 54, 55)
William Evans (42)
(Mgr.)
J. C. Everett (19, 20)

— F —

H. L. Farmer (12, 13)
Keith Farnsley
(39, 40, 41)
J. B. Faulconer (Mgr.)
(39)
Allen Feldhaus
(60, 61, 62)
John Ferguson (71) (Mgr.)
Fred Fest (23)
Garrett Fitzpatrick (41)
(Mgr.)
Chigger Flynn (56) (Mgr.)
Mike Flynn (73, 74, 75)
Bob Fowler (76)
W. C. Fox (07, 08, 09)

— G —

J. H. Gaiser (10, 11, 12)
Gary Gamble (66, 67, 68)
Elmer Gilb (29)
Jack Givens (75, 76, 77, 78)
Max Glickman (18)
James Goforth
(35, 36, 37)
James Goodman (38, 39)

Phil Grawemeyer
(54, 55, 56)
Kevin Grevey (73, 74, 75)
William Griffin (Mgr.)
(29)
Alex Groza
(45, 47, 48, 49)
George Gumbert
(14, 15, 16)
Bob Guyette (73, 74, 75)
J. White Guyn (04)

— H —

Cliff Hagan (51, 52, 54)
Joseph Hagan
(36, 37, 38)
Jerry Hale (73, 74, 75)
Dan Hall (75)
Philip Haring (36, 38)
(Mgr.)
Sam Harper (63, 64)
Tom Harper (64)
Carson Harreld (65, 66)
(Mgr.)
W. C. Harrison (11, 12)
D. W. Hart (11, 12, 16)
Merion Haskins (75, 76, 77)
Vernon Hatton
(56, 57, 58)
Basil Hayden (20, 21, 22)
Elmo Head (37, 38, 39)
G. Foster Helm (25, 27)
J. H. Herman (06)
Walter Hirsch (49, 51)
Walter Hodge (37)
Joe Holland (46, 47, 48)
Joey Holland (76)
Kent Hollenbeck
(70, 71, 72)
Dick Howe (57, 58)
Lee Huber (39, 40, 41)
C. T. Hughes (24, 25)
Lowell Hughes (58, 59)
Harry Hurd (62)

— I —

Robert Y. Ireland (16, 17)
(Mgr.)
Charles Ishmael (63, 64)
Dan Issel (68, 69, 70)

— J —

Ralph Jackowski (38)
Thad Jaracz (66, 67, 68)
Irvine Jeffries (28)
Paul Jenkins (26, 27, 28)
Ned Jennings (59, 60, 61)
Herbert Jerome (34)
Ellis Johnson (31, 32, 33)
Larry Johnson (74, 75, 76, 77)
Phil Johnson (56, 58, 59)
Walter Johnson (44)

Wallace Jones
(46, 47, 48, 49)
James Jordan (47, 48)

— K —

..... Kelly (05)
William P. Kemper (Mgr.)
(05)
Ron Kennett (64)
Stan Key (70, 71, 72)
James King (40, 41, 42)
William King
(21, 22, 24)
A. M. Kirby (07)
William Kleiser (32)
Edwin Knadler (27)
Howard Kreuter (32, 33)
Tommy Kron (64, 65, 66)

— L —

Bob Lavin (20, 21, 22)
Art Laib (68)
Ed Lander (43)
Phil Latham (Trn.) (74, 75)
Dave Lawrence
(33, 34, 35)
Roger Layne (51)
James Lee (75, 76, 77, 78)
Ken Lehkamp (Mgr.)
(56, 57)
Jim LeMaster (66, 67, 68)
Larry Lentz (66)
Morris Levin (31) (Mgr.)
Garland Lewis
(34, 35, 36)
Bill Lickert (59, 60, 61)
James Line
(47, 48, 49, 50)
Shelby Linville
(50, 51, 52)
Ercel Little (32)
Steve Lochmueller (73, 74)
Ronnie Lyons (72, 73, 74)

— M —

Kyle Macy (78, 79)
F. L. Marx (10, 11)
B. G. Marsh (18)
James Mathewson (42)
Charles Maxson (33)
(Mgr.)
Jack May (35, 36) (Mgr.)
John McAdam (Mgr.) (70)
Paul McBrayer
(28, 29, 30)
Bob McCowan, (69, 72)
Jim McDonald
(60, 61, 62)
James McFarland
(24, 25, 26)
Lawrence McGinnis
(28, 29, 30)

Louis McGinnis
(29, 30, 31)
James McIntosh (37)
James McKinney (36, 37)
(Mgr.)
C. F. Meadors (12)
Hub Metry (64, 65)
(Mgr.)
Don Mills (58, 59, 60)
Ray Mills (55, 56, 57)
Terry Mills (69, 70, 71)
Stanley Milward
(28, 29, 30)
Will Milward (24, 25)
Terry Mobley (63, 64, 65)
Gayle Mohny (26)
Bob Moore (Mgr.)
(50, 51, 52)
Ralph Morgan (13, 14, 15)
Tom Moseley (44)

— N —

Cotton Nash (62, 63, 64)
Alonzo Nelson (45)
Roger Newman (61)
C. M. Newton (51)
Tommy Nichols (36)
Paul Noel (43)
Randy Noll (70)

— O —

Dan Omlar (64) (Mgr.)
Bernard Opper
(37, 38, 39)
Hays Owens (28, 29, 30)

— P —

Harold Park (45) (Mgr.)
James Park (14)
Clyde Parker (43)
Ed Parker (Mgr.) (19)
J. Ed Parker (45, 46, 47)
Tom Parker (70, 71, 72)
Jack Parkinson
(44, 45, 46, 48)
Dick Parsons (59, 60, 61)
Tom Payne (71)
Bart Peak (17)
Leonard Pearson (50)
Doug Pendency (62)
E. S. Penick (43)
Dan Perry (72)
George Perry (54)
Mike Phillips (75, 76, 77, 78)
Frank Phipps (27)
Wayne Plummer (09)
William Poynz (21, 23)
Randy Pool (68, 69)
Tommy Porter
(66, 67, 68)
Shelby Post (08, 09)
Sam Potter (34)
Mike Pratt (68, 69, 70)

R. C. Preston
(11, 12, 13, 14)
Linville Puckett (54)
Larry Pursiful
(60, 61, 62)

— R —

Frank Ramsey (51, 52, 54)
Lloyd Ramsey (41-42)
Tripp Ramsey (Mgr.) (76, 77)
Robert Reynolds (32)
A. T. Rice (23, 24)
S. H. Ridgway (20, 21)
Carl Riefkin (23, 24)
Pat Riley (65, 66, 67)
R. N. Roark (04)
Roy Roberts (62, 63)
Rick Robey (75, 76, 77, 78)
Al Robinson (59)
William "Doc" Rodes (17)
William Rodes (09, 10)
Karl Rohs (25)
Don Rolles (63)
Kenneth Rollins
(43, 47, 48)
Van Buren Ropke (27)
Gayle Rose (52, 54, 55)
Harold Ross (56, 57, 58)
Ben Roth (Mgr.) (15)
Layton Rouse (38, 39, 40)
Willie Rouse (54)
Herky Rupp (62)

— S —

Forest Sale (31, 32, 33)
Charles Schrader (14, 17)
Wilbur Schu (44, 45, 46)
Herschel Scott
(13, 14, 15)
Jim Server (15, 16)
Evan Settle (33, 34)
A. P. Shanklin (18)
Shelby Shanklin (08)
James Sharpe (27)
Jay Shidler (77, 78, 79)
Glenn Sims (73) (Mgr.)
George Skinner (33)
Bobby Slusher (59)
Adrian Smith (57, 58)

Bill Smith (56, 57, 58)
G. J. Smith (73, 74, 75)
G. K. Smith (21, 23)
Mark Soderberg (70)
Carey Spicer (29, 30, 31)
Bill Spivey (50, 51)
Vincent Splane (42)
Carl Staker (40, 41, 42)
Larry Stamper (71, 72, 73)
Larry Steele (69, 70, 71)
Tim Stephens (77, 78)
Gene Stewart (67)
Bobby Stilz (36)
C. P. St. John (04)
N. Stone (08)
John Stough (45, 48)
Guy Strong (50)
William Sturgill (45, 46)
Don Sullivan (Mgr.) (78, 79)
Bill Surface (Mgr.) (55)

— T —

Bob Tallent (66)
Bob Taylor (35)
Alan Theobald (Mgr. 68)
H. C. Thomas (18, 19)
Homer Thompson
(37, 38, 39)
Tommy Thompson (Mgr.)
(60)
Milton Ticco
(41, 42, 43)
E. J. Tierney (35)
Clarence Tillman (79)
Jack Tingle
(44, 45, 46, 47)
Garland Townes (50)
Bill Trott (31)
Lou Tsiropoulos
(51, 52, 54)
Jack Tucker (33, 34, 35)
Paul Turrell (35)
William P. Tuttle
(12, 13, 14, 15)

— U —

Lovell Underwood
(24, 25, 26)

— V —

Arthur Vastin (18)
Chuck Verderber (79)
George Vulich (44, 45)

— W —

J. Rice Walker
(36, 37, 38)
Reggie Warford (76)
L. B. Waters (05)
Robert Watson
(50, 51, 52)
A. J. Weisenberger (113)
Wylie B. Wendt (06)
Leo Wenkley (Mgr.) (30)
Clint Wheeler (71)
Lucian Whitaker
(50, 51, 52)
Waller White
(40, 41, 42)
Don Whitehead (44)
E. Wilheling (21)
W. G. Wilkinson (23)
LaVon Williams (77, 78, 79)
Maury Wilson
(06, 07, 08)
W. C. Wilson (13)
Phil Witt (Trn.) (77)
Charles Worthington
(31, 32)
H. J. Wurtele (04)

— Y —

George Yates
(30, 31, 33)
Humzey Yessin (Mgr.)
(46, 47, 48, 49)
Rudy Yessin (44)

— Z —

George Zerfoss
(16, 18)
Karl Zerfoss
(13, 15, 16)
Tom Zerfoss (14)

WHO WERE THE 'FABULOUS FIVE'?

The most frequently asked question tossed at basketball historians and sports authorities is "Who were the 'Fabulous Five' of Kentucky?" The answer is Alex Groza (center), Ralph Beard and Kenny Rollins (guards), Wah Wah Jones and Cliff Barker (forwards). This famous 1948 team, captained by Rollins, won 36 and lost 3 while sweeping to Kentucky's first NCAA title and went on to participate as a unit in the Olympic Games—helping the USA team capture the world championship. Rollins graduated after the '48 season, but the remaining foursome continued to play havoc with collegiate basketball and copped another NCAA title for Kentucky in 1949 on a record of 36-2.

KENTUCKY'S ALL-TIME RECORD 1903-1979

(76 Seasons — Won 1238, Lost 390, Tied 1)

HOME: Won 684, Lost 115 OTHER: Won 554, Lost 275, Tied 1

(No Schedule Played in 1952-53)

(Losses in Bold Face)

| Date | Team | Site | Ky. | Opp. | Date | Team | Site | Ky. | Opp. |
|--|---------------------|------|-------|-------|--|---------------------|------|-----|------|
| 1903—Won 1, Lost 2. | | | | | 1907—Won 3, Lost 6. | | | | |
| COACH: Unnamed | | | | | COACH: A. M. Kirby (Mgr.) | | | | |
| STARTERS: (A. C. Bush, B. W. Bush, Houlihan, Smith and Carter) | | | | | CAPTAIN: J. M. Wilson (Shanklin, Baer, Bryant, Barbee) | | | | |
| Feb. 6 | Georgetown | (H) | 6 | 15 | Jan. 16 | Lexington YMCA | (H) | 17 | 25 |
| Feb. 18 | Lexington YMCA | (H) | 11 | 10 | Jan. 19 | Georgetown | (H) | 16 | 15 |
| Feb. 20 | Kentucky U. | (H) | 2 | 42 | Jan. 25 | Central U. | (H) | 22 | 9 |
| | | | 19 | 69 | Feb. 12 | Central U. | (A) | 23 | 25 |
| | | | | | Feb. 15 | Kentucky U. | (H) | 16 | 14 |
| 1904—Won 1, Lost 4. | | | | | Feb. 21 | | | | |
| COACH: Leander E. Andrus, Mgr. | | | | | Georgetown (A) 8 19 | | | | |
| CAPTAIN: St. John (Guyn, Arnett, St. John, Wurtele, Coons) | | | | | Mar. 1 Lexington YMCA (A) 22 41 | | | | |
| Feb. 4 | Georgetown | (A) | 11 | 26 | Mar. 7 | Kentucky U. | (A) | 5 | 19 |
| Feb. 11 | Kentucky U.* | (A) | 5 | 12 | Mar. 9 | Central U. | (H) | 13 | 15 |
| Feb. 13 | Georgetown | (H) | 10 | 22 | | | | 142 | 182 |
| Feb. 26 | Kentucky U. | (A) | 12 | 14 | 1907-08—Won 5, Lost 6. | | | | |
| Mar. 4 | Cincinnati | (H) | 25 | 21 | COACH: J. S. Chambers (Mgr.) | | | | |
| | | | 63 | 95 | CAPTAIN: Richard Barbee | | | | |
| | | | | | Jan. 10 | Lexington YMCA | (H) | 19 | 29 |
| | | | | | Jan. 21 | Kentucky U. | (H) | 20 | 15 |
| | | | | | Jan. 25 | Central U. | (A) | 21 | 32 |
| | | | | | Feb. 4 | Kentucky U. | (H) | 20 | 15 |
| | | | | | Feb. 8 | Louisville Coliseum | (H) | 29 | 28 |
| | | | | | Feb. 11 | Georgetown | (A) | 22 | 30 |
| | | | | | Feb. 13 | Central U. | (H) | 31 | 20 |
| | | | | | Feb. 15 | Lexington YMCA | (H) | 19 | 23 |
| | | | | | Feb. 22 | Louisville Coliseum | (A) | 18 | 30 |
| | | | | | Mar. 3 | Georgetown | (H) | 18 | 13 |
| | | | | | Mar. 7 | Central U. | (A) | 10 | 29 |
| | | | | | | | | 227 | 264 |
| 1905—Won 1, Lost 4. | | | | | 1908-09—Won 5, Lost 4. | | | | |
| COACH: | | | | | MGR.: J. S. Chambers | | | | |
| CAPTAIN: J. M. Coons | | | | | CAPTAIN: W. C. Fox | | | | |
| Jan. 13 | Georgetown | (H) | 9 | 14 | Jan. 9 | Lexington High | (H) | 29 | 9 |
| Jan. 21 | Cincinnati YMCA | (H) | 22 | 43 | Jan. 18 | Advent Mem. Club | (A) | 27 | 41 |
| Jan. 27 | Kentucky U. | (H) | 30 | 29 | Jan. 19 | Cincinnati | (A) | 25 | 41 |
| Feb. 4 | Kentucky U. | (H) | 1 | 22 | Jan. 27 | Central U. | (H) | 24 | 23 |
| Feb. 22 | Kentucky U. | (H) | 23 | 33 | Feb. 6 | Central U. | (A) | 20 | 35 |
| | | | 85 | 141 | Feb. 8 | Georgetown | (H) | 45 | 32 |
| | | | | | Feb. 15 | Georgetown | (A) | 48 | 19 |
| | | | | | Feb. 19 | Cincinnati | (H) | 28 | 23 |
| | | | | | Feb. 26 | Central U. | (H) | 20 | 26 |
| | | | | | | | | 266 | 249 |
| 1906—Won 5, Lost 9. | | | | | 1909-10—Won 4, Lost 8. | | | | |
| COACH: W. B. Wendt (Mgr.) | | | | | COACH: R. E. Spahr and E. R. Sweetland | | | | |
| CAPTAIN: D. P. Branson (Baer, Donan, Barbee, Wilson, Herman) | | | | | CAPTAIN: Bill Rodes | | | | |
| Jan. 11 | Lexington YMCA* | (H) | | | Jan. 8 | Kentucky Wesleyan | (A) | 14 | *12 |
| Jan. 12 | Miami (Ohio) | (H) | 10 | 15 | Jan. 22 | Georgetown | (H) | 31 | 11 |
| Jan. 19 | Central U. | (H) | 15 | 14 | Jan. 24 | DePauw | (H) | 11 | 24 |
| Jan. 20 | Georgetown | (A) | 9 | 34 | Jan. 28 | Central | (A) | 17 | 87 |
| Jan. 26 | Central U. | (A) | 17 | 15 | Feb. 4 | Georgetown | (A) | 16 | 34 |
| Jan. 27 | Cincinnati YMCA | (H) | 16 | 29 | Feb. 7 | Cincinnati | (A) | 17 | 47 |
| Feb. 3 | Christ Church, Cin. | (H) | 24 | 38 | Feb. 9 | DePauw | (A) | 10 | 28 |
| Feb. 9 | Georgetown | (H) | 22 | 28 | Feb. 10 | Rose Poly | (A) | 11 | 52 |
| Feb. 12 | New Albany YMCA | (A) | 12 | 29 | Feb. 16 | Tennessee | (H) | 20 | 5 |
| Feb. 13 | Vernon College | (A) | 34 | 14 | Mar. 5 | Central U. | (H) | 13 | 31 |
| Feb. 14 | Moore's Hill | (A) | 32 | 11 | Mar. 8 | Georgetown | (H) | 24 | 23 |
| Feb. 15 | Christ Church, Cin. | (A) | 17 | 54 | Mar. 11 | Central | (A) | 9 | 51 |
| Feb. 16 | Cincinnati YMCA | (A) | 9 | 38 | | | | 193 | 405 |
| Feb. 17 | Miami (Ohio) | (A) | 19 | 29 | | | | | |
| | | | 236 | 328 | | | | | |

* W. B. Wendt on Jan. 9, 1969 verified that State College opened the 1906 season against Kentucky U. in the YMCA. Athletic committees of the two schools had cancelled all games after a fight at a football game in November, 1905. Wendt and the Kentucky U. manager agreed to play at the YMCA and list the State College foe as YMCA instead of Kentucky U. State College won but Mr. Wendt didn't remember the score, which he hadn't listed.

* Denotes one overtime period.

| Date | Team | Site | Ky. | Opp. |
|-------------------------------|----------------------|------|-----|------|
| 1910-11—Won 5, Lost 6. | | | | |
| COACH: H. J. Iddings | | | | |
| CAPTAIN: J. H. Gaiser | | | | |
| Jan. 13 | Lexington High | (H) | 29 | 36 |
| Jan. 20 | Transylvania | (H) | 18 | 23 |
| Jan. 27 | Ky. Wesleyan | (A) | 19 | 21 |
| Feb. 4 | Bethany | (H) | 24 | 11 |
| Feb. 9 | Ohio Wesleyan | (A) | 19 | 37 |
| Feb. 10 | Otterbein | (A) | 27 | 41 |
| Feb. 11 | Cin. Christ's Church | (A) | 21 | 32 |
| Feb. 17 | Georgetown | (A) | 47 | 22 |
| Feb. 23 | Butler | (H) | 21 | 16 |
| Feb. 28 | Transylvania | (A) | 22 | 19 |
| Mar. 3 | Transylvania | (H) | 30 | 24 |
| | | | 277 | 282 |

| | | | | |
|-------------------------------|-----------------|-----|-----|-----|
| 1911-12—Won 9, Lost 0. | | | | |
| COACH: E. R. Sweetland | | | | |
| CAPTAIN: W. C. Harrison | | | | |
| Jan. 5 | Georgetown | (H) | 38 | 12 |
| Jan. 12 | Central U. | (A) | 32 | 13 |
| Jan. 19 | Miami (Ohio) U. | (H) | 31 | 14 |
| Feb. 1 | Central U. | (H) | 52 | 10 |
| Feb. 7 | Tennessee | (H) | 27 | 15 |
| Feb. 16 | Lexington YMCA | (H) | 32 | 20 |
| Feb. 22 | Vanderbilt | (H) | 28 | 17 |
| Feb. 23 | Vanderbilt | (H) | 22 | 18 |
| Mar. 1 | Georgetown | (A) | 19 | 18 |
| | | | 281 | 137 |

SOUTHERN CHAMPIONS

| | | | | |
|-------------------------------|----------------------|-----|-----|-----|
| 1912-13—Won 5, Lost 3. | | | | |
| COACH: J. J. Tigert | | | | |
| CAPTAIN: B. Barnett | | | | |
| Jan. 24 | Lexington YMCA | (H) | 25 | 27 |
| Feb. 8 | Cincinnati | (H) | 20 | 18 |
| Feb. 13 | Marietta | (H) | 42 | 16 |
| Feb. 15 | Louisville | (H) | 34 | 10 |
| Feb. 19 | Vanderbilt | (H) | 17 | 24 |
| Feb. 20 | Vanderbilt | (H) | 42 | 29 |
| Feb. 27 | Miami (Ohio) U. | (H) | 24 | 16 |
| Mar. 1 | Cin. Christ's Church | (H) | 19 | 30 |
| | | | 223 | 170 |

| | | | | |
|--------------------------------|--------------------|-----|-----|-----|
| 1913-14—Won 11, Lost 2. | | | | |
| COACH: Alpha Brumage | | | | |
| CAPTAIN: William Tuttle | | | | |
| Jan. 10 | Ashland YMCA | (H) | 28 | 15 |
| Jan. 17 | Louisville YMCA | (H) | 30 | 21 |
| Jan. 21 | Marshall | (A) | 46 | 6 |
| Jan. 20 | Ashland YMCA | (A) | 30 | 19 |
| Jan. 22 | Virginia U. | (A) | 23 | 39 |
| Jan. 24 | Va. Military Inst. | (A) | 18 | 32 |
| Jan. 31 | Louisville YMHA | (H) | 59 | 12 |
| Feb. 7 | Louisville | (H) | 22 | 17 |
| Feb. 11 | Tennessee | (H) | 20 | 14 |
| Feb. 12 | Tennessee | (H) | 20 | 18 |
| Feb. 21 | Cincinnati | (H) | 20 | 18 |
| Feb. 23 | Chattanooga | (H) | 40 | 7 |
| Feb. 28 | Marietta | (H) | 19 | 17 |
| | | | 375 | 235 |

| | | | | |
|-------------------------------|-------------|-----|----|----|
| 1914-15—Won 7, Lost 5. | | | | |
| COACH: Alpha Brumage | | | | |
| CAPTAIN: Ralph Morgan | | | | |
| Jan. 16 | Maryville | (H) | 37 | 17 |
| Jan. 22 | Louisville | (H) | 18 | 14 |
| Jan. 30 | St. Andrews | (H) | 35 | 15 |
| Feb. 4 | Maryville | (A) | 23 | 22 |
| Feb. 5 | Tennessee | (A) | 21 | 36 |
| Feb. 6 | Tennessee | (A) | 22 | 27 |
| Feb. 12 | Vanderbilt | (H) | 34 | 39 |
| Feb. 13 | Vanderbilt | (H) | 36 | 24 |

| Date | Team | Site | Ky. | Opp. |
|---------|-------------|------|-----|------|
| Feb. 17 | Tennessee | (H) | 22 | 13 |
| Feb. 18 | Tennessee | (H) | 20 | 18 |
| Feb. 26 | St. Andrews | (A) | 25 | 50 |
| Feb. 27 | Louisville | (A) | 15 | 26 |
| | | | 308 | 301 |

| | | | | |
|-------------------------------|------------|-----|-----|-----|
| 1915-16—Won 8, Lost 6. | | | | |
| COACH: James Park | | | | |
| CAPTAIN: K. P. Zerfoss | | | | |
| Jan. 14 | Cincinnati | (A) | 39 | 24 |
| Jan. 18 | Georgetown | (A) | 29 | 22 |
| Jan. 31 | Georgetown | (H) | 30 | 22 |
| Feb. 4 | Vanderbilt | (H) | 25 | 39 |
| Feb. 5 | Vanderbilt | (H) | 20 | 23 |
| Feb. 12 | Louisville | (H) | 22 | 28 |
| Feb. 15 | Centre | (A) | 38 | 5 |
| Feb. 19 | Cincinnati | (H) | 34 | 10 |
| Feb. 22 | Louisville | (A) | 32 | 24 |
| Feb. 23 | Tennessee | (H) | 17 | 28 |
| Feb. 26 | Maryville | (H) | 36 | 25 |
| Feb. 29 | Centre | (H) | 38 | 14 |
| Mar. 3 | Marietta | (H) | 22 | 27 |
| Mar. 4 | Marietta | (H) | 23 | 27 |
| | | | 405 | 318 |

| | | | | |
|-------------------------------|------------------|-----|-----|-----|
| 1916-17—Won 4, Lost 6. | | | | |
| COACH: W. P. Tuttle | | | | |
| CAPTAIN: Robert Y. Ireland | | | | |
| Jan. 17 | Centre | (H) | 31 | 21 |
| Jan. 27 | Georgetown | (A) | 19 | 22 |
| Jan. 30 | Rose Polytechnic | (H) | 33 | 12 |
| Feb. 9 | Tennessee | (H) | 20 | 23 |
| Feb. 10 | Tennessee | (H) | 19 | 22 |
| Feb. 16 | Centre | (A) | 24 | 28 |
| Feb. 21 | Georgetown | (H) | 32 | 18 |
| Mar. 1 | Cumberland | (A) | 48 | 20 |
| Mar. 2 | Tennessee | (A) | 26 | 27 |
| Mar. 3 | Tennessee | (A) | 10 | 30 |
| | | | 262 | 223 |

| | | | | |
|--|--------------|-----|----|----|
| 1917-18—Won 9, Lost 2, Tied 1. | | | | |
| COACH: S. A. Boles | | | | |
| CAPTAIN: Patrick Campbell | | | | |
| Jan. 9 | Ky. Wesleyan | (H) | 23 | 13 |
| Jan. 17 | Centre | (A) | 21 | 29 |
| Jan. 24 | Georgetown | (H) | 22 | 18 |
| Feb. 7 | Tennessee | (H) | 33 | 26 |
| Feb. 8 | Tennessee | (H) | 40 | 12 |
| Feb. 9 | Ky. Wesleyan | (A) | 21 | 21 |
| (This unique tie game resulted from scorer's error which was not discovered until after teams' departures. The contest was re-scheduled but never played for unknown reasons.) | | | | |
| Feb. 14 | Georgetown | (A) | 25 | 16 |
| Feb. 21 | Centre | (H) | 22 | 20 |
| Feb. 28 | Cumberland | (A) | 42 | 21 |
| Mar. 1 | Tennessee | (A) | 29 | 18 |
| Mar. 2 | Tennessee | (A) | 32 | 20 |

| | | | | |
|--|--------|------|-----|-----|
| POST-SEASON GAME (For State Championship) | | | | |
| Mar. 9 | Centre | (N1) | 12 | 22 |
| | | | 322 | 236 |

*** Denotes 3 overtime periods.
(N1) Louisville

| | | | | |
|-------------------------------|--------------|-----|----|----|
| 1918-19—Won 6, Lost 8. | | | | |
| COACH: Andrew Gill | | | | |
| CAPTAIN: J. A. Dishman | | | | |
| Jan. 13 | Ky. Wesleyan | (H) | 46 | 5 |
| Jan. 18 | Georgetown | (H) | 30 | 32 |
| Jan. 25 | Centre | (A) | 30 | 38 |
| Jan. 31 | Cincinnati | (A) | 18 | 28 |
| Feb. 6 | Chattanooga | (A) | 28 | 25 |
| Feb. 7 | Tennessee | (A) | 22 | 40 |
| Feb. 8 | Cumberland | (A) | 22 | 21 |
| Feb. 14 | Vanderbilt | (H) | 26 | 36 |

| Date | Team | Site | Ky. | Opp. |
|---------|-----------------|------|-----|------|
| Feb. 15 | Georgetown | (A) | 18 | 22 |
| Feb. 21 | Cincinnati | (H) | 34 | 21 |
| Feb. 22 | Ky. Wesleyan | (H) | 18 | 13 |
| Feb. 24 | Centre | (H) | 10 | 21 |
| Feb. 28 | Tennessee | (H) | 30 | 14 |
| Mar. 8 | Miami (Ohio) U. | (H) | 14 | 38 |
| | | | 346 | 354 |

1919-20—Won 5, Lost 7.

COACH: George C. Buchheit
CAPTAIN: J. C. Everett

| | | | | |
|---------|--------------|-----|-----|-----|
| Jan. 17 | Cincinnati | (A) | 11 | 13 |
| Jan. 22 | Maryville | (H) | 27 | 16 |
| Jan. 31 | Georgetown | (H) | 25 | 14 |
| Feb. 5 | Tennessee | (H) | 24 | 29 |
| Feb. 7 | Tennessee | (H) | 26 | 27 |
| Feb. 14 | Centre | (A) | 15 | 44 |
| Feb. 17 | Georgetown | (A) | 28 | 16 |
| Feb. 21 | Ky. Wesleyan | (H) | 43 | 13 |
| Feb. 26 | Cumberland | (A) | 21 | 30 |
| Feb. 27 | Tennessee | (A) | 25 | 28 |
| Feb. 28 | Tennessee | (A) | 36 | 25 |
| Mar. 6 | Centre | (H) | 18 | *20 |
| | | | 299 | 275 |

1920-21—Won 13, Lost 1.

COACH: George C. Buchheit
CAPTAIN: Basil Hayden

| | | | | |
|---------|--------------|-----|----|----|
| Jan. 12 | Ky. Wesleyan | (H) | 38 | 13 |
| Jan. 15 | Cumberland | (H) | 37 | 21 |
| Jan. 18 | Georgetown | (H) | 38 | 23 |
| Jan. 21 | Chattanooga | (H) | 42 | 10 |
| Jan. 26 | Cincinnati | (A) | 26 | 19 |
| Jan. 29 | Auburn | (H) | 40 | 25 |
| Feb. 8 | Centre | (A) | 27 | 29 |
| Feb. 15 | Georgetown | (A) | 56 | 11 |
| Feb. 18 | Centre | (H) | 20 | 13 |
| Feb. 22 | Vanderbilt | (H) | 39 | 18 |

SIAA TOURNAMENT (Atlanta, Ga.)

| | | | | |
|---------|------------------------|--|-----|-----|
| Feb. 25 | Tulane | | 50 | 28 |
| Feb. 26 | Mercer | | 49 | 24 |
| Feb. 28 | Mississippi A & M | | 28 | 13 |
| Mar. 1 | Georgia (championship) | | 20 | 19 |
| | | | 510 | 266 |

1921-22—Won 10, Lost 6.

COACH: George C. Buchheit
CAPTAIN: R. E. Lavin

| | | | | |
|---------|--------------------|-----|----|----|
| Jan. 14 | Georgetown | (H) | 17 | 26 |
| Jan. 17 | Louisville | (A) | 38 | 14 |
| Jan. 18 | Vanderbilt | (A) | 12 | 22 |
| Jan. 21 | Louisville | (H) | 29 | 22 |
| Jan. 26 | Miss. A & M | (H) | 28 | 21 |
| Jan. 27 | Marshall | (H) | 34 | 12 |
| Feb. 4 | Centre | (A) | 27 | 21 |
| Feb. 6 | Georgetown | (A) | 26 | 17 |
| Feb. 8 | Washington & Lee | (A) | 21 | 20 |
| Feb. 9 | Va. Military Inst. | (A) | 32 | 37 |
| Feb. 11 | Georgetown U. | (A) | 23 | 28 |
| Feb. 13 | Virginia | (A) | 30 | 32 |
| Feb. 16 | Clemson | (H) | 38 | 14 |
| Feb. 20 | Centre | (H) | 40 | 23 |

SIAA TOURNAMENT (Atlanta, Ga.)

| | | | | |
|---------|------------|--|-----|-----|
| Feb. 24 | Georgetown | | 41 | 21 |
| Feb. 25 | Mercer | | 22 | 35 |
| | | | 457 | 361 |

1922-23—Won 3, Lost 10.

COACH: George C. Buchheit
CAPTAIN: Fred Fest

| | | | | |
|---------|-------------|-----|----|----|
| Jan. 13 | Georgetown | (A) | 24 | 13 |
| Jan. 20 | Tennessee | (A) | 26 | 30 |
| Jan. 22 | Chattanooga | (H) | 25 | 18 |
| Jan. 25 | Alabama | (H) | 35 | 45 |
| Jan. 27 | Centre | (H) | 14 | 21 |

| Date | Team | Site | Ky. | Opp. |
|---------|------------|------|-----|------|
| Feb. 3 | Georgia | (H) | 19 | 23 |
| Feb. 5 | Cincinnati | (A) | 24 | 33 |
| Feb. 7 | Centenary | (H) | 21 | 38 |
| Feb. 10 | Tennessee | (H) | 23 | 28 |
| Feb. 14 | Centre | (A) | 10 | 17 |
| Feb. 15 | Clemson | (H) | 17 | 30 |
| Feb. 19 | Georgetown | (H) | 21 | 48 |
| Feb. 23 | Sewanee | (H) | 30 | 14 |
| | | | 289 | 348 |

1923-24—Won 13, Lost 3.

COACH: G. C. Buchheit
CAPTAIN: A. T. Rice

| | | | | |
|---------|---------------|-----|----|----|
| Jan. 1 | Vanderbilt | (H) | 33 | 13 |
| Jan. 8 | Mexico YMCA | (H) | 25 | 14 |
| Jan. 12 | Georgetown | (A) | 32 | 24 |
| Jan. 14 | Miss. A & M | (H) | 16 | 17 |
| Jan. 15 | Sewanee | (H) | 50 | 15 |
| Jan. 18 | Tennessee | (A) | 13 | 20 |
| Jan. 19 | Chattanooga | (A) | 24 | 23 |
| Feb. 4 | West Virginia | (H) | 24 | 21 |
| Feb. 9 | Centre | (A) | 27 | 18 |
| Feb. 11 | Georgetown | (H) | 39 | 35 |
| Feb. 13 | Clemson | (H) | 38 | 13 |
| Feb. 14 | Virginia | (H) | 29 | 16 |
| Feb. 19 | Virginia Tech | (H) | 36 | 14 |
| Feb. 21 | Centre | (H) | 38 | 24 |
| Feb. 23 | Georgia Tech | (H) | 33 | 27 |

SIAA TOURNAMENT (Atlanta, Ga.)

| | | | | |
|---------|----------------|--|-----|-----|
| Feb. 29 | North Carolina | | 20 | 41 |
| | | | 477 | 335 |

ALUMNI GYM ERA (1924-1950)

1924-25—Won 13, Lost 8.

COACH: C. O. Applegran
CAPTAIN: James McFarland

| | | | | |
|---------|------------------|-----|----|----|
| Dec. 13 | Cincinnati | (H) | 28 | 23 |
| Dec. 18 | Indiana | (H) | 18 | 20 |
| Dec. 20 | Michigan | (H) | 11 | 21 |
| Jan. 3 | Cincinnati | (A) | 20 | 24 |
| Jan. 5 | Illinois | (A) | 26 | 36 |
| Jan. 6 | Wabash | (A) | 11 | 57 |
| Jan. 9 | Mississippi | (H) | 26 | 23 |
| Jan. 10 | Georgetown | (H) | 25 | 17 |
| Jan. 17 | Centre | (H) | 33 | 26 |
| Jan. 30 | Washington & Lee | (H) | 28 | 22 |
| Feb. 2 | West Virginia | (H) | 29 | 19 |
| Feb. 5 | Alabama | (A) | 15 | 24 |
| Feb. 6 | Georgia Tech | (A) | 18 | 16 |
| Feb. 7 | Georgia | (A) | 24 | 28 |
| Feb. 9 | Tennessee | (A) | 35 | 22 |
| Feb. 12 | Tulane | (A) | 29 | 22 |
| Feb. 14 | Georgetown | (A) | 36 | 21 |
| Feb. 18 | Tennessee | (H) | 26 | 21 |
| Feb. 21 | Centre | (H) | 39 | 10 |

SOUTHERN CONF. TOUR. (Atlanta, Ga.)

| | | | | |
|---------|-----------------|--|-----|-----|
| Feb. 27 | Mississippi A&M | | 31 | 26 |
| Feb. 28 | Georgia | | 31 | 32 |
| | | | 539 | 510 |

1925-26—Won 15, Lost 3.

COACH: Ray Eklund
CAPTAIN: Burgess Carey

| | | | | |
|---------|------------------|-----|----|----|
| Dec. 19 | DePauw | (H) | 29 | 38 |
| Jan. 5 | Indiana | (A) | 23 | 34 |
| Jan. 9 | Berea | (H) | 37 | 23 |
| Jan. 12 | Georgetown | (A) | 36 | 21 |
| Jan. 16 | Georgia Tech | (H) | 25 | 24 |
| Jan. 22 | Centre | (H) | 45 | 25 |
| Jan. 30 | Georgetown | (H) | 25 | 20 |
| Feb. 1 | Alabama | (H) | 27 | 16 |
| Feb. 4 | Centre | (A) | 46 | 19 |
| Feb. 5 | Washington & Lee | (H) | 44 | 34 |
| Feb. 8 | Auburn | (H) | 35 | 26 |

| Date | Team | Site | Ky. | Opp. |
|---------|------------|------|-----|------|
| Feb. 12 | Tennessee | (A) | 51 | 17 |
| Feb. 15 | Georgia | (A) | 22 | 18 |
| Feb. 18 | Tennessee | (H) | 27 | 21 |
| Feb. 20 | Vanderbilt | (H) | 30 | 20 |

SOUTHERN CONF. TOUR. (Atlanta, Ga.)

| | | | | |
|---------|--------------------|--|----|----|
| Feb. 26 | Va. Military Inst. | | 38 | 25 |
| Feb. 27 | Georgia | | 39 | 34 |
| Mar. 1 | Mississippi A&M | | 26 | 31 |

605 446

1926-27—Won 3, Lost 13.

COACH: Basil Hayden
CAPTAIN: Paul Jenkins

| | | | | |
|---------|------------------|-----|----|----|
| Dec. 18 | Cincinnati | (H) | 10 | 48 |
| Dec. 21 | Indiana | (H) | 19 | 38 |
| Dec. 29 | Cincinnati | (A) | 23 | 51 |
| Dec. 31 | Princeton | (H) | 26 | 30 |
| Jan. 3 | Florida | (H) | 43 | 36 |
| Jan. 10 | Ky. Wesleyan | (A) | 25 | 31 |
| Jan. 15 | Vanderbilt | (H) | 32 | 48 |
| Jan. 21 | Tennessee | (A) | 14 | 19 |
| Jan. 22 | Georgia Tech | (A) | 16 | 48 |
| Jan. 29 | Centre | (H) | 27 | 25 |
| Feb. 1 | Georgetown | (A) | 19 | 26 |
| Feb. 4 | Washington & Lee | (H) | 34 | 36 |
| Feb. 7 | West Virginia | (H) | 26 | 44 |
| Feb. 11 | Mississippi | (H) | 17 | 37 |
| Feb. 12 | Centre | (A) | 22 | 16 |
| Feb. 19 | Tennessee | (H) | 21 | 30 |

374 563

1927-28—Won 12, Lost 6.

COACH: John Mauer
CAPTAIN: Paul Jenkins

| | | | | |
|---------|------------------|-----|----|----|
| Dec. 16 | Clemson | (H) | 33 | 17 |
| Dec. 20 | Miami (Ohio) U. | (H) | 31 | 36 |
| Jan. 4 | Berea | (H) | 37 | 16 |
| Jan. 9 | Centre | (A) | 36 | 25 |
| Jan. 14 | Vanderbilt | (H) | 43 | 23 |
| Jan. 16 | Virginia | (A) | 31 | 28 |
| Jan. 18 | Naval Academy | (A) | 26 | 32 |
| Jan. 19 | Maryland | (A) | 7 | 37 |
| Jan. 28 | Tennessee | (H) | 48 | 18 |
| Feb. 3 | Washington & Lee | (H) | 34 | 28 |
| Feb. 4 | Indiana | (A) | 29 | 48 |
| Feb. 8 | Vanderbilt | (A) | 54 | 29 |
| Feb. 9 | Tennessee | (A) | 43 | 16 |
| Feb. 11 | Georgia Tech | (H) | 31 | 35 |
| Feb. 18 | Centre | (H) | 30 | 20 |

SOUTHERN CONF. TOUR. (Atlanta, Ga.)

| | | | | |
|---------|----------------|--|----|----|
| Feb. 24 | South Carolina | | 56 | 40 |
| Feb. 25 | Georgia | | 33 | 16 |
| Feb. 27 | Mississippi | | 28 | 41 |

630 505

1928-29—Won 12, Lost 5.

COACH: John Mauer
CAPTAIN: Lawrence McGinnis

| | | | | |
|---------|------------------|-----|-------|----|
| Dec. 15 | Eastern Normal | (H) | 35 | 10 |
| Dec. 21 | Miami (Ohio) U. | (H) | 43*** | 42 |
| Jan. 4 | North Carolina | (H) | 15 | 25 |
| Jan. 12 | Notre Dame | (A) | 19 | 16 |
| Jan. 16 | Georgia Tech | (A) | 19 | 33 |
| Jan. 17 | Tennessee | (A) | 35 | 29 |
| Jan. 19 | Tennessee | (H) | 27 | 22 |
| Jan. 26 | Alabama | (H) | 26 | 27 |
| Feb. 1 | Mississippi A&M | (A) | 25 | 23 |
| Feb. 2 | Mississippi A&M | (A) | 32 | 14 |
| Feb. 3 | Tulane | (A) | 22 | 34 |
| Feb. 8 | Washington & Lee | (H) | 31 | 30 |
| Feb. 13 | Centre | (H) | 47 | 11 |
| Feb. 22 | Mississippi | (H) | 35 | 30 |
| Feb. 23 | Mississippi | (H) | 32 | 24 |

SOUTHERN CONF. TOUR. (Atlanta, Ga.)

| | | | | |
|--------|---------|--|----|----|
| Mar. 1 | Tulane | | 29 | 15 |
| Mar. 2 | Georgia | | 24 | 26 |

*** Denotes 3 overtime periods. 496 411

| Date | Team | Site | Ky. | Opp. |
|------|------|------|-----|------|
|------|------|------|-----|------|

1929-30—Won 16, Lost 3.

COACH: John Mauer
CAPTAIN: Paul McBrayer

| | | | | |
|---------|------------------|-----|----|-----|
| Dec. 14 | Georgetown | (H) | 46 | 9 |
| Dec. 20 | Miami (Ohio) U. | (H) | 35 | 20 |
| Dec. 31 | Berea | (H) | 29 | 26 |
| Jan. 3 | Clemson | (H) | 31 | 15 |
| Jan. 10 | Creighton | (H) | 27 | 28 |
| Jan. 11 | Creighton | (H) | 25 | 21 |
| Jan. 18 | Tennessee | (H) | 23 | 20 |
| Jan. 24 | Mississippi A&M | (H) | 43 | 17 |
| Jan. 25 | Mississippi A&M | (H) | 20 | 14 |
| Jan. 31 | Tennessee | (A) | 26 | 29 |
| Feb. 1 | Georgia | (A) | 22 | 21 |
| Feb. 3 | Clemson | (A) | 34 | 20 |
| Feb. 8 | Georgia Tech | (H) | 39 | 19 |
| Feb. 14 | Georgia | (H) | 36 | 23 |
| Feb. 18 | Ky. Wesleyan | (H) | 32 | 20 |
| Feb. 22 | Washington & Lee | (H) | 28 | *26 |

SOUTHERN CONF. TOUR. (Atlanta, Ga.)

| | | | | |
|---------|----------|--|----|----|
| Feb. 28 | Maryland | | 26 | 21 |
| Mar. 1 | Sewanee | | 44 | 22 |
| Mar. 3 | Duke | | 32 | 37 |

599 408

* Denotes overtime period.

ADOLPH RUPP ERA

1930-31—Won 15, Lost 3.

COACH: Adolph Rupp
CAPTAIN: Carey Spicer

| | | | | |
|---------|------------------|-----|----|-----|
| Dec. 18 | Georgetown | (H) | 67 | 19 |
| Dec. 27 | Marshall | (H) | 42 | 26 |
| Dec. 31 | Berea | (H) | 41 | 25 |
| Jan. 3 | Clemson | (H) | 33 | 21 |
| Jan. 10 | Tennessee | (H) | 31 | 23 |
| Jan. 16 | Chattanooga | (H) | 55 | 18 |
| Jan. 21 | Vanderbilt | (A) | 42 | 37 |
| Jan. 31 | Tennessee | (A) | 36 | *32 |
| Feb. 6 | Washington & Lee | (H) | 23 | 18 |
| Feb. 9 | Georgia Tech | (H) | 38 | 34 |
| Feb. 13 | Georgia | (A) | 16 | 23 |
| Feb. 14 | Clemson | (A) | 26 | 29 |
| Feb. 16 | Georgia Tech | (A) | 35 | 16 |
| Feb. 20 | Vanderbilt | (H) | 43 | 23 |

SOUTHERN CONF. TOUR. (Atlanta, Ga.)

| | | | | |
|---------|----------------------|--|----|----|
| Feb. 27 | North Carolina State | | 33 | 28 |
| Feb. 28 | Duke | | 35 | 30 |
| Mar. 2 | Florida | | 56 | 36 |
| Mar. 3 | Maryland (finals) | | 27 | 29 |

* Denotes overtime period. 679 469

1931-32—Won 15, Lost 2.

COACH: Adolph Rupp
CAPTAIN: Ellis Johnson

| | | | | |
|---------|------------------|-----|----|----|
| Dec. 15 | Georgetown | (H) | 66 | 24 |
| Dec. 18 | Carnegie Tech | (H) | 36 | 34 |
| Dec. 23 | Berea | (H) | 52 | 27 |
| Dec. 30 | Marshall | (H) | 46 | 16 |
| Jan. 2 | Clemson | (H) | 43 | 24 |
| Jan. 14 | Clemson | (A) | 30 | 17 |
| Jan. 15 | Sewanee | (A) | 30 | 20 |
| Jan. 16 | Tennessee | (A) | 29 | 28 |
| Jan. 21 | Chattanooga | (H) | 51 | 17 |
| Jan. 30 | Washington & Lee | (H) | 48 | 28 |
| Feb. 6 | Duke | (H) | 37 | 30 |
| Feb. 8 | Alabama | (H) | 50 | 22 |
| Feb. 10 | Vanderbilt | (A) | 61 | 37 |
| Feb. 13 | Tennessee | (H) | 41 | 27 |
| Feb. 20 | Vanderbilt | (H) | 31 | 32 |

SOUTHERN CONF. TOUR. (Atlanta, Ga.)

| | | | | |
|---------|----------------|--|----|----|
| Feb. 26 | Tulane | | 50 | 30 |
| Feb. 27 | North Carolina | | 42 | 43 |

743 456

| Date | Team | Site | Ky. | Opp. |
|--------------------------------|-------------------------------------|-----------------|-----------|-----------|
| 1932-33—Won 20, Lost 3. | | | | |
| COACH: Adolph Rupp | | | | |
| CAPTAIN: Forest Sale | | | | |
| Dec. 12 | Georgetown | (H) | 62 | 21 |
| Dec. 17 | Marshall | (N1) | 57 | 23 |
| Dec. 20 | Tulane | (H) | 53 | 17 |
| Dec. 21 | Tulane | (H) | 42 | 11 |
| Dec. 30 | Chicago | (A) | 58 | 26 |
| Jan. 2 | Ohio State | (H) | 30 | 46 |
| Jan. 6 | Creighton | (A) | 32 | 26 |
| Jan. 7 | Creighton | (A) | 22 | 34 |
| Jan. 10 | South Carolina | (H) | 44 | 36 |
| Jan. 14 | Tennessee | (A) | 42 | 21 |
| Jan. 16 | Clemson | (H) | 67 | 18 |
| Jan. 28 | Tennessee | (H) | 44 | 23 |
| Jan. 31 | Vanderbilt | (A) | 40 | 29 |
| Feb. 1 | Clemson | (A) | 42 | 32 |
| Feb. 2 | South Carolina | (A) | 38 | 44 |
| Feb. 6 | Mexico U. | (H) | 81 | 22 |
| Feb. 11 | Georgia Tech | (H) | 45 | 22 |
| Feb. 13 | Alabama | (N2) | 35 | 21 |
| Feb. 18 | Vanderbilt | (H) | 45 | 28 |
| SEC TOURNAMENT (Atlanta, Ga.) | | | | |
| Feb. 25 | Mississippi | | 49 | 31 |
| Feb. 26 | Florida | | 48 | 24 |
| Feb. 27 | L.S.U. | | 51 | 38 |
| Feb. 28 | Mississippi State (championship) | | 46 | 27 |
| SEC CHAMPIONS | | | 1073 | 630 |
| (N1) Ashland, Ky. | | (N2) Birmingham | | |

1933-34—Won 16, Lost 1.

| Date | Team | Site | Ky. | Opp. |
|------------------------|--------------|------|-----|------|
| COACH: Adolph Rupp | | | | |
| CAPTAIN: John DeMoisey | | | | |
| Dec. 5 | Alumni | (H) | 53 | 20 |
| Dec. 9 | Georgetown | (H) | 41 | 12 |
| Dec. 14 | Marshall | (H) | 48 | 26 |
| Dec. 16 | Cincinnati | (H) | 31 | 25 |
| Dec. 21 | Tulane | (A) | 32 | 22 |
| Dec. 22 | Tulane | (A) | 42 | 29 |
| Jan. 12 | Sewanee | (A) | 55 | 16 |
| Jan. 13 | Tennessee | (A) | 44 | 23 |
| Jan. 20 | Chattanooga | (H) | 47 | 20 |
| Jan. 27 | Tennessee | (H) | 53 | 26 |
| Feb. 1 | Alabama | (N1) | 33 | 28 |
| Feb. 3 | Vanderbilt | (A) | 48 | 26 |
| Feb. 8 | Alabama | (H) | 26 | 21 |
| Feb. 10 | Georgia Tech | (H) | 49 | 25 |
| Feb. 15 | Sewanee | (H) | 60 | 15 |
| Feb. 17 | Vanderbilt | (H) | 47 | 27 |

SEC TOURNAMENT (Atlanta, Ga.)

| | | | | |
|-----------------|----------------|--|-----------|-----------|
| Feb. 24 | Florida | | 32 | 38 |
| (N1) Birmingham | | | 741 | 399 |

1934-35—Won 19, Lost 2.

| Date | Team | Site | Ky. | Opp. |
|--|-----------------------|------|-----------|-----------|
| COACH: Adolph Rupp | | | | |
| CO-CAPTAINS: Dave Lawrence and Jack Tucker | | | | |
| Dec. 10 | Alumni | (H) | 61 | 10 |
| Dec. 13 | Oglethorpe | (H) | 81 | 12 |
| Dec. 20 | Tulane | (A) | 38 | 9 |
| Dec. 21 | Tulane | (A) | 52 | 12 |
| Jan. 2 | Chicago | (H) | 42 | 16 |
| Jan. 5 | New York U. | (A) | 22 | 23 |
| Jan. 18 | Tulane | (H) | 63 | 22 |
| Jan. 19 | Tulane | (H) | 55 | 12 |
| Jan. 22 | Chattanooga | (H) | 66 | 19 |
| Jan. 26 | Tennessee | (H) | 48 | 21 |
| Feb. 1 | Alabama | (N1) | 33 | 26 |
| Feb. 2 | Vanderbilt | (A) | 58 | 22 |
| Feb. 5 | Xavier | (A) | 40 | 27 |
| Feb. 9 | Georgia Tech | (H) | 57 | 30 |
| Feb. 11 | Alabama | (H) | 25 | 16 |
| Feb. 13 | Michigan State | (A) | 26 | 32 |

| Date | Team | Site | Ky. | Opp. |
|------------------|------------|------|-----|------|
| Feb. 16 | Tennessee | (A) | 38 | 36 |
| Feb. 22 | Creighton | (H) | 63 | 42 |
| Feb. 23 | Creighton | (H) | 24 | 13 |
| Mar. 2 | Vanderbilt | (H) | 53 | 19 |
| Mar. 7 | Xavier | (H) | 46 | 29 |
| SEC CO-CHAMPIONS | | | 991 | 448 |
| (N1) Birmingham | | | | |

1935-36—Won 15, Lost 6.

| Date | Team | Site | Ky. | Opp. |
|--------------------------|--------------------|------|-----------|-----------|
| COACH: Adolph Rupp | | | | |
| CAPTAIN: Milerd Anderson | | | | |
| Dec. 6 | Georgetown | (H) | 42 | 17 |
| Dec. 17 | Berea | (H) | 58 | 30 |
| Dec. 23 | Pittsburgh | (H) | 35 | 17 |
| Jan. 8 | New York U. | (A) | 28 | 41 |
| Jan. 14 | Xavier | (A) | 36 | 32 |
| Jan. 17 | Tulane | (H) | 49 | 24 |
| Jan. 18 | Tulane | (H) | 39 | 21 |
| Jan. 21 | Michigan State | (H) | 27 | 19 |
| Jan. 25 | Tennessee | (H) | 40 | 31 |
| Feb. 1 | Vanderbilt | (A) | 23 | 32 |
| Feb. 3 | Alabama | (A) | 32 | 30 |
| Feb. 7 | Alabama | (H) | 40 | 34 |
| Feb. 10 | Notre Dame | (A) | 20 | 41 |
| Feb. 11 | Butler | (A) | 39 | 28 |
| Feb. 15 | Tennessee | (A) | 28 | 39 |
| Feb. 18 | Xavier | (H) | 49 | 40 |
| Feb. 21 | Creighton | (H) | 68 | 38 |
| Feb. 22 | Creighton | (H) | 29 | 31 |
| Feb. 24 | Vanderbilt | (H) | 61 | 41 |

SEC TOURNAMENT (Knoxville, Tenn.)

| | | | | |
|---------------|-------------------|--|-----------|-----------|
| Feb. 28 | Mississippi State | | 41 | 39 |
| Mar. 1 | Tennessee | | 28 | 39 |
| | | | 812 | 664 |

1936-37—Won 17, Lost 5.

| Date | Team | Site | Ky. | Opp. |
|---------------------------|-----------------------|------|-----------|-----------|
| COACH: Adolph Rupp | | | | |
| CAPTAIN: Warfield Donohue | | | | |
| Dec. 9 | Georgetown | (H) | 46 | 21 |
| Dec. 12 | Berea | (H) | 70 | 26 |
| Dec. 15 | Xavier | (A) | 34 | 28 |
| Dec. 21 | Centenary | (H) | 37 | 19 |
| Jan. 2 | Michigan State | (H) | 28 | 21 |
| Jan. 5 | Notre Dame | (N1) | 28 | 41 |
| Jan. 8 | Creighton | (H) | 59 | 36 |
| Jan. 14 | Michigan State | (A) | 23 | 24 |
| Jan. 16 | Akron U. | (N2) | 32 | 22 |
| Jan. 23 | Tennessee | (H) | 43 | 26 |
| Jan. 30 | Vanderbilt | (A) | 41 | 26 |
| Feb. 1 | Alabama | (N3) | 38 | 27 |
| Feb. 3 | Tulane | (A) | 28 | 35 |
| Feb. 4 | Tulane | (A) | 28 | 25 |
| Feb. 8 | Mexico U. | (H) | 60 | 30 |
| Feb. 10 | Alabama | (H) | 31 | 34 |
| Feb. 13 | Tennessee | (A) | 24 | 26 |
| Feb. 20 | Vanderbilt | (H) | 51 | 19 |
| Feb. 22 | Xavier | (H) | 23 | 15 |

SEC TOURNAMENT (Knoxville, Tenn.)

| | | | | |
|---------|--------------------------|--|----|----|
| Feb. 26 | Louisiana State | | 57 | 37 |
| Feb. 28 | Georgia Tech | | 40 | 30 |
| Mar. 1 | Tennessee (championship) | | 39 | 25 |

| | | | | |
|---|--|--|-----|-----|
| SEC CHAMPIONS | | | 860 | 593 |
| (N1) Louisville (N2) Cincinnati (N3) Birmingham | | | | |

1937-38—Won 13, Lost 5.

| Date | Team | Site | Ky. | Opp. |
|-------------------------|------------|------|-----|------|
| COACH: Adolph Rupp | | | | |
| CAPTAIN: J. Rice Walker | | | | |
| Dec. 5 | Berea | (H) | 67 | 33 |
| Dec. 18 | Cincinnati | (H) | 38 | 21 |
| Dec. 22 | Centenary | (H) | 35 | 25 |

| Date | Team | Site | Ky. | Opp. |
|------|------|------|-----|------|
|------|------|------|-----|------|

SUGAR BOWL TOURNAMENT
New Orleans, La.

| | | | | |
|---------|---------------------------|------|----|----|
| Dec. 29 | Pittsburgh (championship) | | 40 | 29 |
| Jan. 8 | Michigan State | (A) | 37 | 42 |
| Jan. 10 | Detroit | (A) | 26 | 34 |
| Jan. 15 | Notre Dame | (A) | 37 | 47 |
| Jan. 22 | Tennessee | (H) | 52 | 27 |
| Jan. 29 | Vanderbilt | (A) | 42 | 19 |
| Jan. 31 | Alabama | (N1) | 57 | 31 |
| Feb. 5 | Xavier | (A) | 32 | 39 |
| Feb. 7 | Michigan State | (H) | 44 | 27 |
| Feb. 12 | Alabama | (H) | 27 | 21 |
| Feb. 14 | Marquette | (H) | 35 | 33 |
| Feb. 17 | Xavier | (H) | 45 | 29 |
| Feb. 21 | Vanderbilt | (H) | 48 | 24 |
| Feb. 26 | Tennessee | (A) | 29 | 26 |

SEC TOURNAMENT (Baton Rouge, La.)

| | | | | |
|--------|------------|--|-----|-----|
| Mar. 3 | Tulane | | 34 | 36 |
| (N1) | Birmingham | | 725 | 541 |

1938-39—Won 16, Lost 4.

COACH: Adolph Rupp
CAPTAIN: Bernard Opper

| | | | | |
|---------|-------------------|------|----|------|
| Dec. 2 | Georgetown | (H) | 39 | 19 |
| Dec. 10 | Ky. Wesleyan | (H) | 57 | 18 |
| Dec. 17 | Cincinnati | (H) | 44 | 27 |
| Dec. 21 | Washington & Lee | (H) | 67 | 47 |
| Jan. 4 | Long Island | (A) | 34 | 52 |
| Jan. 6 | St. Joseph's | (A) | 41 | 30 |
| Jan. 14 | Notre Dame | (N1) | 37 | 42 |
| Jan. 21 | Tennessee | (H) | 29 | 30 |
| Jan. 28 | Alabama | (N2) | 38 | 41 |
| Jan. 30 | Vanderbilt | (A) | 51 | 37 |
| Feb. 4 | Marquette | (H) | 37 | 31 |
| Feb. 8 | Xavier | (A) | 41 | 31 |
| Feb. 11 | Alabama | (H) | 45 | 27 |
| Feb. 13 | Mississippi State | (H) | 39 | 28 |
| Feb. 18 | Tennessee | (A) | 36 | **34 |
| Feb. 21 | Xavier | (H) | 43 | 23 |
| Feb. 25 | Vanderbilt | (H) | 52 | 27 |

SEC TOURNAMENT (Knoxville, Tenn.)

| | | | | |
|--------|--------------------------|--|-----|-----|
| Mar. 2 | Mississippi | | 49 | 30 |
| Mar. 3 | Louisiana State | | 53 | 34 |
| Mar. 4 | Tennessee (championship) | | 46 | 38 |
| | | | 878 | 646 |

SEC CHAMPIONS

(N1) Louisville (N2) Birmingham

** Denotes 2 overtime periods

1939-40—Won 15, Lost 6.

COACH: Adolph Rupp
CAPTAIN: Layton Rouse

| | | | | |
|---------|------------|-----|----|----|
| Dec. 9 | Berea | (H) | 74 | 24 |
| Dec. 16 | Cincinnati | (H) | 30 | 39 |
| Dec. 21 | Clemson | (A) | 55 | 31 |

SUGAR BOWL (New Orleans, La.)

| | | | | |
|---------|---------------------------|------|----|----|
| Dec. 27 | Ohio State (championship) | | 36 | 30 |
| Jan. 1 | Kansas State | (H) | 53 | 26 |
| Jan. 6 | Xavier | (A) | 42 | 41 |
| Jan. 8 | West Virginia | (H) | 47 | 38 |
| Jan. 13 | Notre Dame | (A) | 47 | 52 |
| Jan. 20 | Tennessee | (H) | 35 | 26 |
| Jan. 27 | Alabama | (N1) | 32 | 36 |
| Jan. 29 | Vanderbilt | (A) | 32 | 40 |
| Feb. 3 | Marquette | (A) | 51 | 45 |
| Feb. 10 | Alabama | (H) | 46 | 18 |
| Feb. 12 | Xavier | (H) | 37 | 29 |
| Feb. 13 | Mississippi State | (H) | 45 | 37 |
| Feb. 17 | Tennessee | (A) | 23 | 27 |
| Feb. 19 | Georgia Tech | (A) | 39 | 44 |
| Feb. 24 | Vanderbilt | (H) | 43 | 38 |

| Date | Team | Site | Ky. | Opp. |
|------|------|------|-----|------|
|------|------|------|-----|------|

SEC TOURNAMENT (Knoxville, Tenn.)

| | | | | |
|---------|------------------------|--|-----|-----|
| Feb. 29 | Vanderbilt | | 44 | 31 |
| Mar. 1 | Tennessee | | 30 | 29 |
| Mar. 2 | Georgia (championship) | | 51 | 43 |
| | | | 892 | 724 |

SEC CHAMPIONS

(N1) Birmingham

1940-41—Won 17, Lost 8.

COACH: Adolph Rupp
CAPTAIN: Lee Huber

| | | | | |
|---------|---------------|-----|----|----|
| Dec. 7 | Alumni | (H) | 62 | 25 |
| Dec. 12 | West Virginia | (H) | 46 | 34 |
| Dec. 13 | Maryville | (H) | 53 | 14 |
| Dec. 18 | Nebraska | (A) | 39 | 40 |
| Dec. 19 | Creighton | (A) | 45 | 54 |
| Dec. 20 | Kansas State | (A) | 28 | 25 |
| Dec. 27 | Centenary | (H) | 70 | 18 |

SUGAR BOWL (New Orleans, La.)

| | | | | |
|---------|---------------|------|----|----|
| Dec. 30 | Indiana | | 45 | 48 |
| Jan. 4 | Notre Dame | (N1) | 47 | 48 |
| Jan. 9 | Xavier | (A) | 48 | 43 |
| Jan. 11 | West Virginia | (A) | 43 | 56 |
| Jan. 18 | Tennessee | (A) | 22 | 32 |
| Jan. 20 | Georgia Tech | (A) | 47 | 37 |
| Jan. 25 | Xavier | (H) | 44 | 49 |
| Feb. 1 | Vanderbilt | (A) | 51 | 50 |
| Feb. 3 | Alabama | (A) | 38 | 36 |
| Feb. 8 | Alabama | (H) | 46 | 38 |
| Feb. 10 | Mississippi | (H) | 60 | 41 |
| Feb. 15 | Tennessee | (H) | 37 | 28 |
| Feb. 17 | Georgia Tech | (H) | 60 | 41 |
| Feb. 24 | Vanderbilt | (H) | 58 | 31 |

SEC TOURNAMENT (Louisville, Ky.)

| | | | | |
|---------|-------------|--|----|----|
| Feb. 27 | Mississippi | | 62 | 52 |
| Feb. 28 | Tulane | | 59 | 30 |
| Mar. 1 | Alabama | | 39 | 37 |
| Mar. 2 | Tennessee | | 33 | 36 |

1182 943

(N1) Louisville

1941-42—Won 19, Lost 6.

COACH: Adolph Rupp
CAPTAIN: Carl Staker

| | | | | |
|---------|------------------|-----|----|----|
| Dec. 6 | Miami (Ohio) U. | (H) | 35 | 21 |
| Dec. 13 | Ohio State | (A) | 41 | 43 |
| Dec. 16 | Nebraska | (H) | 42 | 27 |
| Dec. 22 | South Carolina | (H) | 64 | 25 |
| Dec. 30 | Texas A&M | (H) | 49 | 29 |
| Jan. 2 | Washington & Lee | (H) | 62 | 32 |
| Jan. 10 | Xavier | (A) | 40 | 39 |
| Jan. 17 | Tennessee | (A) | 40 | 46 |
| Jan. 19 | Georgia | (A) | 51 | 26 |
| Jan. 20 | Georgia Tech | (A) | 63 | 53 |
| Jan. 24 | Mexico | (H) | 56 | 26 |
| Jan. 31 | Georgia | (H) | 55 | 38 |
| Feb. 2 | Alabama | (A) | 35 | 41 |
| Feb. 7 | Notre Dame | (A) | 43 | 46 |
| Feb. 9 | Alabama | (H) | 50 | 34 |
| Feb. 14 | Tennessee | (A) | 36 | 33 |
| Feb. 16 | Georgia Tech | (H) | 57 | 51 |
| Feb. 21 | Xavier | (H) | 44 | 36 |

SEC TOURNAMENT

Louisville, Ky.

| | | | | |
|---------|------------------------|--|----|----|
| Feb. 26 | Florida | | 42 | 36 |
| Feb. 27 | Mississippi | | 59 | 32 |
| Feb. 28 | Auburn | | 40 | 31 |
| Mar. 1 | Alabama (championship) | | 36 | 34 |

SEC CHAMPIONS

POST SEASON GAME (Louisville, Ky.)

| | | | | |
|---------|-------------|--|----|----|
| Mar. 14 | Great Lakes | | 47 | 58 |
|---------|-------------|--|----|----|

| Date | Team | Site | Ky. | Opp. |
|------------------------------------|-----------|------|------|------|
| NCAA TOURNAMENT (New Orleans, La.) | | | | |
| Mar. 20 | Illinois | | 46 | 44 |
| Mar. 21 | Dartmouth | | 28 | 47 |
| | | | 1161 | 928 |

1942-43—Won 17, Lost 6.

COACH: Adolph Rupp

Co-Captains: Marvin Akers and Melvin Brewer

| | | | | |
|---------|--------------|------|----|----|
| Dec. 12 | Cincinnati | (H) | 61 | 39 |
| Dec. 19 | Washington | (H) | 45 | 38 |
| Dec. 23 | Indiana | (N1) | 52 | 58 |
| Jan. 2 | Ohio State | (H) | 40 | 45 |
| Jan. 4 | Ft. Knox | (H) | 64 | 30 |
| Jan. 9 | Xavier | (A) | 43 | 38 |
| Jan. 16 | Tennessee | (A) | 30 | 28 |
| Jan. 18 | Georgia | (A) | 60 | 28 |
| Jan. 19 | Georgia Tech | (A) | 38 | 36 |
| Jan. 23 | Notre Dame | (N1) | 60 | 55 |
| Jan. 26 | Vanderbilt | (H) | 39 | 38 |
| Jan. 30 | Alabama | (A) | 32 | 41 |
| Feb. 1 | Vanderbilt | (A) | 54 | 43 |
| Feb. 6 | Alabama | (H) | 67 | 41 |
| Feb. 8 | Xavier | (H) | 48 | 36 |
| Feb. 13 | Tennessee | (H) | 53 | 29 |
| Feb. 15 | Georgia Tech | (H) | 58 | 31 |
| Feb. 20 | De Paul | (A) | 44 | 53 |

SEC TOURNAMENT Louisville, Ky.

| | | | | |
|---------|-------------------|--|----|----|
| Feb. 25 | Tulane | | 48 | 31 |
| Feb. 26 | Georgia | | 59 | 30 |
| Feb. 27 | Mississippi State | | 52 | 43 |
| Feb. 28 | Tennessee | | 30 | 33 |

POST-SEASON GAME (N1)

| | | | | |
|--------|-------------|--|------|-----|
| Mar. 6 | Great Lakes | | 39 | 53 |
| | | | 1124 | 887 |

1943-44—Won 19, Lost 2.

COACH: Adolph Rupp

CAPTAIN:

| | | | | |
|---------|--------------------|------|----|----|
| Dec. 1 | Ft. Knox | (H) | 51 | 18 |
| Dec. 4 | Berea (Naval V-12) | (H) | 54 | 40 |
| Dec. 11 | Indiana | (N1) | 66 | 41 |
| Dec. 13 | Ohio State | (A) | 40 | 28 |
| Dec. 18 | Cincinnati | (H) | 58 | 30 |
| Dec. 20 | Illinois | (A) | 41 | 43 |
| Dec. 28 | Carnegie Tech | (N2) | 61 | 14 |
| Dec. 30 | St. John's | (A) | 44 | 38 |
| Jan. 8 | Notre Dame | (N1) | 55 | 54 |
| Jan. 15 | Wright Field | (H) | 61 | 28 |
| Jan. 31 | Ft. Knox A.R.C. | (H) | 76 | 48 |
| Feb. 5 | DePauw | (H) | 38 | 35 |
| Feb. 7 | Illinois | (H) | 51 | 40 |
| Feb. 12 | Cincinnati | (A) | 38 | 35 |
| Feb. 26 | Ohio U. | (H) | 51 | 35 |

SEC TOURNAMENT (Louisville, Ky.)

| | | | | |
|--------|-----------------------|--|----|----|
| Mar. 2 | Georgia | | 57 | 29 |
| Mar. 3 | Louisiana State | | 55 | 28 |
| Mar. 4 | Tulane (championship) | | 62 | 46 |

SEC CHAMPIONS

NATIONAL INVITATION TOUR. (New York)

| | | | | |
|---------|----------------------------|--|----|----|
| Mar. 20 | Utah | | 46 | 38 |
| Mar. 22 | St. John's | | 45 | 48 |
| Mar. 26 | Oklahoma A&M (consolation) | | 45 | 29 |

| | | | |
|------|---------------|------|-----|
| (N1) | Louisville | 1095 | 745 |
| (N2) | Buffalo, N.Y. | | |

1944-45—Won 22, Lost 4.

COACH: Adolph Rupp

CAPTAIN:

| | | | | |
|--------|----------|-----|----|----|
| Dec. 2 | Ft. Knox | (H) | 56 | 23 |
| Dec. 4 | Berea | (H) | 56 | 32 |

| Date | Team | Site | Ky. | Opp. |
|---------|----------------|------|-----|------|
| Dec. 9 | Cincinnati | (H) | 66 | 24 |
| Dec. 16 | Indiana | (N1) | 61 | 43 |
| Dec. 23 | Ohio State | (H) | 53 | *48 |
| Dec. 26 | Wyoming | (N2) | 50 | 46 |
| Dec. 30 | Temple | (A) | 45 | 44 |
| Jan. 1 | Long Island | (A) | 62 | *52 |
| Jan. 6 | Ohio U. | (H) | 59 | 46 |
| Jan. 8 | Arkansas State | (H) | 75 | 6 |
| Jan. 13 | Michigan State | (H) | 66 | 35 |
| Jan. 20 | Tennessee | (A) | 34 | 35 |
| Jan. 22 | Georgia Tech | (A) | 64 | 58 |
| Jan. 27 | Notre Dame | (N1) | 58 | *59 |
| Jan. 29 | Georgia | (H) | 73 | 37 |
| Feb. 3 | Georgia Tech | (H) | 51 | 32 |
| Feb. 5 | Michigan State | (A) | 50 | 66 |
| Feb. 17 | Tennessee | (H) | 40 | 34 |
| Feb. 19 | Ohio U. | (A) | 61 | 38 |
| Feb. 24 | Cincinnati | (A) | 65 | 35 |

SEC TOURNAMENT (Louisville, Ky.)

| | | | | |
|--------|--------------------------|--|----|----|
| Mar. 1 | Florida | | 57 | 35 |
| Mar. 2 | Louisiana State | | 68 | 37 |
| Mar. 3 | Alabama | | 52 | 41 |
| Mar. 3 | Tennessee (championship) | | 39 | 35 |

SEC CHAMPIONS

NCAA TOURNAMENT (New York)

| | | | | |
|---------|---------------------|--|----|----|
| Mar. 20 | Ohio State | | 37 | 45 |
| Mar. 21 | Tufts (consolation) | | 66 | 56 |

* Denotes overtime period. 1464 1042

(N1) Louisville

(N2) Buffalo, N. Y.

1945-46—Won 28, Lost 2.

COACH: Adolph Rupp

CAPTAIN: Jack Parkinson

| | | | | |
|---------|-----------------|------|----|----|
| Dec. 1 | Ft. Knox | (H) | 59 | 36 |
| Dec. 7 | Western Ontario | (H) | 51 | 42 |
| Dec. 8 | Western Ontario | (H) | 71 | 28 |
| Dec. 15 | Cincinnati | (H) | 67 | 31 |
| Dec. 18 | Arkansas | (H) | 67 | 42 |
| Dec. 21 | Oklahoma | (H) | 43 | 33 |
| Dec. 29 | St. John's | (A) | 73 | 59 |
| Jan. 1 | Temple | (A) | 45 | 53 |
| Jan. 5 | Ohio U. | (H) | 57 | 48 |
| Jan. 7 | Fort Benning | (H) | 81 | 25 |
| Jan. 12 | Michigan State | (A) | 55 | 44 |
| Jan. 14 | Xavier | (A) | 62 | 36 |
| Jan. 19 | Tennessee | (A) | 50 | 32 |
| Jan. 21 | Georgia Tech | (A) | 68 | 43 |
| Jan. 26 | Notre Dame | (N1) | 47 | 56 |
| Jan. 28 | Georgia Tech | (H) | 54 | 26 |
| Feb. 2 | Michigan State | (H) | 59 | 51 |
| Feb. 4 | Vanderbilt | (A) | 59 | 37 |
| Feb. 9 | Vanderbilt | (N2) | 64 | 31 |
| Feb. 16 | Tennessee | (H) | 54 | 34 |
| Feb. 19 | Ohio U. | (A) | 60 | 52 |
| Feb. 23 | Xavier | (H) | 83 | 40 |

SEC TOURNAMENT (Louisville, Ky.)

| | | | | |
|---------|--------------------------------|--|----|----|
| Feb. 28 | Auburn | | 69 | 24 |
| Mar. 1 | Florida | | 69 | 32 |
| Mar. 2 | Alabama | | 59 | 30 |
| Mar. 2 | Louisiana State (championship) | | 59 | 36 |

SEC CHAMPIONS

POST-SEASON GAME

Louisville, Ky.

| | | | | |
|--------|--------|--|----|----|
| Mar. 9 | Temple | | 54 | 43 |
|--------|--------|--|----|----|

NATIONAL INVITATION TOUR. (New York)

| | | | | |
|---------|-----------------------------|--|----|----|
| Mar. 16 | Arizona | | 77 | 53 |
| Mar. 18 | West Virginia | | 59 | 51 |
| Mar. 20 | Rhode Island (Championship) | | 46 | 45 |

| | | | |
|------|--------------|------|------|
| (N1) | Louisville | 1821 | 1198 |
| (N2) | Paducah, Ky. | | |

| Date | Team | Site | Ky. | Opp. |
|--------------------------------|-----------------|------|-----|------|
| 1946-47—Won 34, Lost 3. | | | | |
| COACH: Adolph Rupp | | | | |
| CAPTAIN: Ken Rollins | | | | |
| Nov. 28 | Indiana Central | (H) | 78 | 36 |
| Nov. 30 | Tulane | (H) | 64 | 35 |
| Dec. 2 | Ft. Knox | (H) | 68 | 31 |
| Dec. 7 | Cincinnati | (A) | 80 | 49 |
| Dec. 9 | Idaho | (H) | 65 | 35 |
| Dec. 12 | De Paul | (N1) | 65 | 45 |
| Dec. 14 | Texas A&M | (H) | 83 | 18 |
| Dec. 16 | Miami (Ohio) U. | (H) | 62 | 49 |
| Dec. 21 | St. John's | (N2) | 70 | 50 |
| Dec. 23 | Baylor | (H) | 75 | 34 |
| Dec. 28 | Wabash | (H) | 96 | 24 |

SUGAR BOWL (New Orleans, La.)

| | | | | |
|----------------|-------------------------|------------|-----------|-----------|
| Dec. 30 | Oklahoma A&M | | 31 | 37 |
| Jan. 4 | Ohio U. | (H) | 46 | 36 |
| Jan. 11 | Dayton U. | (H) | 70 | 29 |
| Jan. 13 | Vanderbilt | (A) | 82 | 30 |
| Jan. 18 | Tennessee | (A) | 54 | 39 |
| Jan. 20 | Georgia Tech | (A) | 70 | 47 |
| Jan. 21 | Georgia | (A) | 84 | 45 |
| Jan. 25 | Xavier | (H) | 71 | 34 |
| Jan. 27 | Michigan State | (H) | 86 | 36 |
| Feb. 1 | Notre Dame | (N1) | 60 | 30 |
| Feb. 3 | Alabama | (A) | 48 | 37 |
| Feb. 8 | De Paul | (A) | 47 | 53 |
| Feb. 10 | Georgia | (H) | 81 | 40 |
| Feb. 15 | Tennessee | (H) | 61 | 46 |
| Feb. 17 | Alabama | (H) | 63 | 33 |
| Feb. 19 | Xavier | (A) | 58 | 31 |
| Feb. 21 | Vanderbilt | (A) | 84 | 41 |
| Feb. 22 | Georgia Tech | (H) | 83 | 46 |

SEC TOURNAMENT (Louisville, Ky.)

| | | | | |
|---------|-----------------------|--|----|----|
| Feb. 27 | Vanderbilt | | 98 | 29 |
| Feb. 28 | Auburn | | 84 | 18 |
| Mar. 1 | Georgia Tech | | 75 | 53 |
| Mar. 1 | Tulane (championship) | | 55 | 38 |

SEC CHAMPIONS

POST-SEASON GAME (Louisville)

| | | | | |
|--------|--------|--|----|----|
| Mar. 8 | Temple | | 68 | 29 |
|--------|--------|--|----|----|

NATIONAL INVITATION TOURNAMENT
New York, N. Y.

| | | | | |
|----------------|----------------------|--|-----------|-----------|
| Mar. 17 | Long Island | | 63 | 62 |
| Mar. 19 | North Carolina State | | 60 | 42 |
| Mar. 24 | Utah | | 45 | 49 |

(N1) Louisville 2533 1416
(N2) Mad. Sq. Gar., Record Crowd, 18,493

1947-48—Won 36, Lost 3.

COACH: Adolph Rupp
CAPTAIN: Kenneth Rollins

| | | | | |
|----------------|-------------------|------------|-----------|-----------|
| Nov. 29 | Indiana Central | (H) | 80 | 41 |
| Dec. 1 | Ft. Knox | (H) | 80 | 41 |
| Dec. 5 | Tulsa U. | (H) | 72 | 18 |
| Dec. 6 | Tulsa U. | (H) | 71 | 22 |
| Dec. 10 | De Paul | (N1) | 74 | 50 |
| Dec. 13 | Cincinnati | (A) | 67 | 31 |
| Dec. 17 | Xavier U. | (H) | 79 | 37 |
| Dec. 20 | Temple U. | (A) | 59 | 60 |
| Dec. 23 | St. John's | (A) | 52 | 40 |
| Jan. 2 | Creighton | (A) | 65 | 23 |
| Jan. 3 | Western Ontario | (H) | 98 | 41 |
| Jan. 5 | Miami (Ohio) | (A) | 67 | 53 |
| Jan. 10 | Michigan State | (A) | 47 | 45 |
| Jan. 12 | Ohio U. | (A) | 79 | 57 |
| Jan. 17 | Tennessee | (A) | 65 | 54 |
| Jan. 19 | Georgia Tech | (A) | 71 | 56 |
| Jan. 20 | Georgia | (A) | 88 | 51 |
| Jan. 24 | Cincinnati | (H) | 70 | 43 |
| Jan. 31 | De Paul | (A) | 68 | 51 |
| Feb. 2 | Notre Dame | (A) | 55 | 64 |
| Feb. 5 | Alabama | (A) | 41 | 31 |
| Feb. 5 | Washington U. | (N2) | 69 | 39 |

| Date | Team | Site | Ky. | Opp. |
|---------|--------------|------|-----|------|
| Feb. 9 | Vanderbilt | (A) | 82 | 51 |
| Feb. 14 | Tennessee | (H) | 69 | 42 |
| Feb. 16 | Alabama | (H) | 63 | 33 |
| Feb. 20 | Vanderbilt | (H) | 79 | 43 |
| Feb. 21 | Georgia Tech | (H) | 78 | 54 |
| Feb. 24 | Temple | (N1) | 58 | 38 |
| Feb. 28 | Xavier | (A) | 59 | 37 |

SEC TOURNAMENT (Louisville, Ky.)

| | | | | |
|--------|-----------------|--|----|----|
| Mar. 4 | Florida | | 87 | 31 |
| Mar. 5 | Louisiana State | | 63 | 47 |
| Mar. 6 | Tennessee | | 70 | 47 |
| Mar. 6 | Georgia Tech | | 54 | 43 |

SEC CHAMPIONS

NCAA TOURNAMENT (New York)

| | | | | |
|---------|-----------------------|--|----|----|
| Mar. 18 | Columbia | | 76 | 53 |
| Mar. 20 | Holy Cross | | 60 | 52 |
| Mar. 23 | Baylor (championship) | | 58 | 42 |

NATIONAL CHAMPIONS

OLYMPIC TRIALS (New York)

| | | | | |
|---------|------------|--|----|----|
| Mar. 27 | Louisville | | 91 | 57 |
| Mar. 29 | Baylor | | 77 | 59 |

(Championship—Collegiate Bracket)

| | | | | |
|----------------|------------------------|--|-----------|-----------|
| Mar. 31 | Phillips Oilers | | 49 | 53 |
|----------------|------------------------|--|-----------|-----------|

(N1) Louisville 2690 1730
(N2) Memphis

OLYMPIC TEAM
EXHIBITION GAMES

Kentucky vs. Phillips Oilers

| | | | | |
|---------|-------------------|--|----|------|
| 6-30-48 | —Tulsa, Okla. | | 52 | 60 |
| 7- 2-48 | —Kansas City, Mo. | | 70 | **69 |
| 7- 9-48 | —Lexington, Ky. | | 50 | 56 |

†OLYMPIC GAMES (London, England)

| | | | | |
|---------|-----------------------|--|----|----|
| July 30 | Switzerland | | 86 | 21 |
| Aug. 2 | Czechoslovakia | | 53 | 28 |
| Aug. 3 | Argentina | | 59 | 57 |
| Aug. 4 | Egypt | | 66 | 28 |
| Aug. 6 | Peru | | 61 | 33 |
| Aug. 9 | Uruguay | | 63 | 28 |
| Aug. 11 | Mexico | | 71 | 40 |
| Aug. 13 | France (championship) | | 65 | 21 |

WORLD CHAMPIONS

** Denotes two overtime periods.
† Kentucky participated as part of U.S. basketball entry.

1948-49—Won 32, Lost 2.

COACH: Adolph Rupp
CAPTAIN:

| | | | | |
|---------|-----------------|------|----|----|
| Nov. 29 | Indiana Central | (H) | 74 | 38 |
| Dec. 8 | De Paul | (N1) | 67 | 36 |
| Dec. 10 | Tulsa U. | (H) | 81 | 27 |
| Dec. 13 | Arkansas | (H) | 76 | 39 |
| Dec. 16 | Holy Cross | (A) | 51 | 48 |
| Dec. 18 | St. John's | (A) | 57 | 30 |
| Dec. 22 | Tulane | (N1) | 51 | 47 |

SUGAR BOWL (New Orleans, La.)

| | | | | |
|----------------|------------------|------|-----------|-----------|
| Dec. 29 | Tulane | | 78 | 47 |
| Dec. 30 | St. Louis | | 40 | 42 |
| Jan. 11 | Bowling Green | (N2) | 63 | 61 |
| Jan. 15 | Tennessee | (A) | 66 | 51 |
| Jan. 17 | Georgia Tech | (A) | 56 | 45 |
| Jan. 22 | De Paul | (A) | 56 | 45 |
| Jan. 29 | Notre Dame | (N1) | 62 | 38 |
| Jan. 31 | Vanderbilt | (A) | 72 | 50 |
| Feb. 2 | Alabama | (A) | 56 | 40 |
| Feb. 3 | Mississippi | (N3) | 75 | 45 |
| Feb. 5 | Bradley | (N4) | 62 | 52 |
| Feb. 8 | Tennessee | (H) | 71 | 56 |
| Feb. 12 | Xavier | (H) | 96 | 50 |
| Feb. 14 | Alabama | (H) | 74 | 32 |
| Feb. 16 | Mississippi | (H) | 85 | 31 |
| Feb. 19 | Georgia Tech | (H) | 78 | 32 |

| Date | Team | Site | Ky. | Opp. |
|---------|------------|------|-----|------|
| Feb. 21 | Georgia | (H) | 95 | 40 |
| Feb. 24 | Xavier | (A) | 51 | 40 |
| Feb. 26 | Vanderbilt | (H) | 70 | 37 |

SEC TOURNAMENT (Louisville, Ky.)

| | | | | |
|--------|-----------------------|--|----|----|
| Mar. 3 | Florida | | 73 | 36 |
| Mar. 4 | Auburn | | 70 | 39 |
| Mar. 5 | Tennessee | | 83 | 44 |
| Mar. 5 | Tulane (championship) | | 68 | 52 |

SEC CHAMPIONS

NATIONAL INVITATION TOUR. (New York)

| | | | | |
|---------|-------------------|--|----|----|
| Mar. 14 | Loyola of Chicago | | 56 | 67 |
|---------|-------------------|--|----|----|

NCAA TOURNAMENT

(Eastern Regionals)

New York, N. Y.

| | | | | |
|---------|-----------|--|----|----|
| Mar. 21 | Villanova | | 85 | 72 |
| Mar. 22 | Illinois | | 76 | 47 |

NCAA FINALS (Seattle, Wash.)

| | | | | |
|---------|-----------------------------|--|----|----|
| Mar. 26 | Oklahoma A&M (championship) | | 46 | 36 |
|---------|-----------------------------|--|----|----|

2320 1492

NATIONAL CHAMPIONS

| | |
|-----------------|---------------------|
| (N1) Louisville | (N3) Memphis |
| (N2) Cleveland | (N4) Owensboro, Ky. |

1949-50—Won 25, Lost 5.

COACH: Adolph Rupp
CAPTAIN: Dale Barnstable

| | | | | |
|---------|-----------------|------|----|----|
| Dec. 3 | Indiana Central | (H) | 84 | 61 |
| Dec. 10 | Western Ontario | (H) | 90 | 18 |
| Dec. 15 | St. John's | (A) | 58 | 69 |
| Dec. 21 | De Paul | (N1) | 49 | 47 |
| Dec. 25 | Purdue | (A) | 60 | 54 |

SUGAR BOWL (New Orleans, La.)

| | | | | |
|---------|------------------------|--|----|-----|
| Dec. 29 | Villanova | | 57 | *56 |
| Dec. 30 | Bradley (championship) | | 71 | 66 |

| | | | | |
|---------|-------------------|------|----|----|
| Jan. 2 | Arkansas | (A) | 57 | 53 |
| Jan. 4 | Mississippi State | (N2) | 87 | 55 |
| Jan. 9 | North Carolina U. | (H) | 83 | 44 |
| Jan. 14 | Tennessee | (A) | 53 | 66 |
| Jan. 16 | Georgia Tech | (A) | 61 | 47 |
| Jan. 17 | Georgia | (A) | 60 | 71 |
| Jan. 21 | De Paul | (A) | 86 | 53 |
| Jan. 23 | Notre Dame | (A) | 51 | 64 |
| Jan. 26 | Xavier | (A) | 58 | 47 |
| Jan. 28 | Georgia | (H) | 88 | 56 |
| Jan. 30 | Vanderbilt | (A) | 58 | 54 |
| Feb. 2 | Alabama | (A) | 66 | 64 |
| Feb. 4 | Mississippi | (N3) | 61 | 55 |
| Feb. 11 | Tennessee | (H) | 79 | 52 |
| Feb. 13 | Alabama | (H) | 77 | 57 |
| Feb. 15 | Mississippi | (H) | 90 | 50 |
| Feb. 18 | Georgia Tech | (H) | 97 | 62 |
| Feb. 23 | Xavier | (H) | 58 | 53 |
| Feb. 25 | Vanderbilt | (H) | 70 | 66 |

SEC TOURNAMENT (Louisville, Ky.)

| | | | | |
|--------|--------------------------|--|----|----|
| Mar. 2 | Mississippi State | | 56 | 46 |
| Mar. 3 | Georgia | | 79 | 63 |
| Mar. 4 | Tennessee (championship) | | 95 | 58 |

SEC CHAMPIONS

NATIONAL INVITATION TOUR. (New York)

| | | | | |
|---------|--------------------|--|----|----|
| Mar. 14 | City Col. of N. Y. | | 50 | 89 |
|---------|--------------------|--|----|----|

2089 1696

| |
|-----------------|
| (N1) Louisville |
| (N2) Owensboro |
| (N3) Memphis |

* Denotes overtime period.

| Date | Team | Site | Ky. | Opp. |
|------|------|------|-----|------|
|------|------|------|-----|------|

MEMORIAL COLISEUM ERA

1950-51—Won 32, Lost 2.

(Including exhibition games, Kentucky won 39½ games and lost 2.)

COACH: Adolph Rupp

CAPTAIN: Walt Hirsch

| | | | | |
|---------|------------------|-----|----|----|
| Dec. 1 | West Texas State | (H) | 73 | 43 |
| Dec. 9 | †Purdue | (H) | 70 | 52 |
| Dec. 12 | Xavier | (A) | 67 | 56 |
| Dec. 14 | Florida | (H) | 85 | 37 |
| Dec. 16 | Kansas | (H) | 68 | 39 |
| Dec. 23 | St. John's | (A) | 43 | 37 |

SUGAR BOWL (New Orleans, La.)

| | | | | |
|---------|------------------------|--|----|-----|
| Dec. 29 | St. Louis | | 42 | *43 |
| Dec. 30 | Syracuse (consolation) | | 69 | 59 |

| | | | | |
|---------|-------------------|------|-----|----|
| Jan. 5 | Auburn | (H) | 79 | 35 |
| Jan. 8 | De Paul | (H) | 63 | 55 |
| Jan. 13 | Alabama | (H) | 65 | 48 |
| Jan. 15 | Notre Dame | (H) | 69 | 44 |
| Jan. 20 | Tennessee | (A) | 70 | 45 |
| Jan. 22 | Georgia Tech | (A) | 82 | 61 |
| Jan. 27 | Vanderbilt | (A) | 74 | 49 |
| Jan. 29 | Tulane | (A) | 104 | 68 |
| Jan. 31 | Louisiana State | (A) | 81 | 59 |
| Feb. 2 | Mississippi State | (A) | 80 | 60 |
| Feb. 3 | Mississippi | (N1) | 86 | 39 |
| Feb. 9 | Georgia Tech | (H) | 75 | 42 |
| Feb. 13 | Xavier | (H) | 78 | 51 |
| Feb. 17 | Tennessee | (H) | 86 | 61 |
| Feb. 19 | De Paul | (A) | 60 | 57 |
| Feb. 23 | Georgia | (H) | 88 | 41 |
| Feb. 24 | Vanderbilt | (H) | 89 | 57 |

SEC CHAMPIONS

SEC TOURNAMENT (Louisville, Ky.)

| | | | | |
|--------|-------------------|--|----|----|
| Mar. 1 | Mississippi State | | 92 | 70 |
| Mar. 2 | Auburn | | 84 | 54 |
| Mar. 3 | Georgia Tech | | 82 | 56 |
| Mar. 3 | Vanderbilt | | 57 | 61 |

POST-SEASON GAME

| | | | | |
|---------|-------------------|-----|----|----|
| Mar. 13 | Loyola of Chicago | (H) | 97 | 61 |
|---------|-------------------|-----|----|----|

NCAA TOURNAMENT

| | | | | |
|--------------------------------------|---------------------------|--|----|----|
| (First Round—Raleigh, N. C.) | | | | |
| Mar. 20 | Louisville | | 79 | 68 |
| (Eastern Regional—New York, N.Y.) | | | | |
| Mar. 22 | St. John's | | 59 | 43 |
| Mar. 24 | Illinois | | 76 | 74 |
| (National Finals—Minneapolis, Minn.) | | | | |
| Mar. 27 | Kansas St. (championship) | | 68 | 58 |

NATIONAL CHAMPIONS 2540 1783

EXHIBITION GAME

| | | | | |
|---------|---------------|-----|----|----|
| Apr. 27 | Ky. All-Stars | (H) | 92 | 49 |
|---------|---------------|-----|----|----|

PUERTO RICO EXHIBITION TOUR

| | | | | |
|-------------------------------------|-----------------------|--|----|----|
| Aug. 25 | San German Athletics | | 86 | 38 |
| Aug. 26 | Ponce Lions | | 83 | 43 |
| Aug. 27 | San Turce | | 93 | 40 |
| Aug. 29 | Univ. of Puerto Rico | | 91 | 44 |
| Sept. 2 | U. S. Navy | | 52 | 23 |
| (Called at half on account of rain) | | | | |
| Sept. 3 | Puerto Rico All-Stars | | 75 | 46 |

† Memorial Coliseum Dedication Game.

* Denotes overtime period.

(N1) Owensboro, Ky.

1951-52—Won 29, Lost 3.

COACH: Adolph Rupp

CAPTAIN: Robert Watson

| | | | | |
|---------|------------------|-----|----|----|
| Dec. 8 | Washington & Lee | (H) | 96 | 46 |
| Dec. 10 | Xavier | (A) | 97 | 72 |
| Dec. 13 | Minnesota | (A) | 57 | 61 |
| Dec. 17 | St. John's | (H) | 81 | 40 |

| Date | Team | Site | Ky. | Opp. |
|-------------------------------|-------------------|------|-----|------|
| Dec. 20 | De Paul | (H) | 98 | 60 |
| Dec. 26 | U.C.L.A. | (H) | 84 | 53 |
| SUGAR BOWL (New Orleans, La.) | | | | |
| Dec. 28 | Brigham Young | | 84 | 64 |
| Dec. 29 | St. Louis | | 60 | 61 |
| Jan. 2 | Mississippi† | (N1) | 116 | 58 |
| Jan. 5 | Louisiana State | (H) | 57 | 47 |
| Jan. 7 | Xavier | (H) | 83 | 50 |
| Jan. 12 | Florida | (A) | 99 | 52 |
| Jan. 16 | Georgia | (N2) | 95 | 55 |
| Jan. 19 | Tennessee | (A) | 65 | 56 |
| Jan. 21 | Georgia Tech | (A) | 96 | 51 |
| Jan. 26 | Alabama | (A) | 71 | 67 |
| Jan. 28 | Vanderbilt | (A) | 88 | 51 |
| Jan. 30 | Auburn | (A) | 88 | 48 |
| Feb. 2 | Notre Dame | (N3) | 71 | 66 |
| Feb. 4 | Tulane | (H) | 103 | 54 |
| Feb. 6 | Mississippi | (H) | 81 | 61 |
| Feb. 9 | Georgia Tech | (H) | 93 | 42 |
| Feb. 11 | Mississippi State | (H) | 110 | 66 |
| Feb. 16 | Tennessee | (H) | 95 | 40 |
| Feb. 21 | Vanderbilt | (H) | 75 | 45 |
| Feb. 23 | De Paul | (A) | 63 | 61 |

SEC CHAMPIONS

| SEC TOURNAMENT (Louisville, Ky.)# | | | | |
|-----------------------------------|-----------------|--|----|----|
| Feb. 28 | Georgia Tech | | 80 | 59 |
| Feb. 29 | Tulane | | 85 | 61 |
| Mar. 1 | Tennessee | | 81 | 66 |
| Mar. 1 | Louisiana State | | 44 | 43 |
| (championship) | | | | |

| NCAA TOURNAMENT (Eastern Regionals) Raleigh, N. C. | | | | |
|--|-------------|--|------|------|
| Mar. 21 | Penn. State | | 82 | 54 |
| Mar. 22 | St. John's | | 57 | 64 |
| | | | 2635 | 1774 |

† Not counted as SEC game.

(N1) Owensboro, Ky.

(N2) Louisville

(N3) Chicago

Tournament abandoned after 1952.

1952-53—No Schedule.

(Under suspension by NCAA)

Intra-Squad Scrimmage Results

| COACH: Adolph Rupp | | | | |
|---|---------|----|----------|-----|
| CO-CAPTAINS: Cliff Hagan and Frank Ramsey | | | | |
| Dec. 13 | Varsity | 76 | Freshmen | 45 |
| Jan. 19 | Ramseys | 71 | Hagans | 50 |
| Feb. 4 | Hagans | 68 | Ramseys | 55 |
| Feb. 28 | Blues | 49 | Whites | 47 |
| | | | 264 | 197 |

1953-54—Won 25, Lost 0.

| COACH: Adolph Rupp | | | | |
|---|-------------|-----|-----|----|
| CO-CAPTAINS: Cliff Hagan and Frank Ramsey | | | | |
| Dec. 5 | Temple | (H) | 86 | 59 |
| Dec. 12 | Xavier | (A) | 81 | 66 |
| Dec. 14 | Wake Forest | (H) | 101 | 69 |
| Dec. 18 | St. Louis | (A) | 71 | 59 |

| UK INVITATIONAL TOURNAMENT | | | | |
|----------------------------|------------------------|------|-----|----|
| Dec. 21 | Duke | | 85 | 69 |
| Dec. 22 | LaSalle (championship) | | 73 | 60 |
| Dec. 28 | Minnesota | (H) | 74 | 59 |
| Jan. 4 | Xavier | (H) | 77 | 71 |
| Jan. 9 | Georgia Tech | (H) | 105 | 53 |
| Jan. 11 | De Paul | (H) | 81 | 63 |
| Jan. 16 | Tulane | (H) | 94 | 43 |
| Jan. 23 | Tennessee | (A) | 97 | 71 |
| Jan. 30 | Vanderbilt | (A) | 85 | 63 |
| Feb. 2 | Georgia Tech | (N1) | 99 | 48 |
| Feb. 4 | Georgia | (H) | 106 | 55 |
| Feb. 6 | Georgia | (N2) | 100 | 68 |

| Date | Team | Site | Ky. | Opp. |
|---------|-------------------|------|-----|------|
| Feb. 8 | Florida | (A) | 97 | 55 |
| Feb. 13 | Mississippi | (H) | 88 | 62 |
| Feb. 15 | Mississippi State | (H) | 81 | 49 |
| Feb. 18 | Tennessee | (H) | 90 | 63 |
| Feb. 20 | De Paul | (A) | 76 | 61 |
| Feb. 22 | Vanderbilt | (H) | 100 | 64 |
| Feb. 27 | Auburn | (N3) | 109 | 79 |
| Mar. 1 | Alabama | (A) | 68 | 43 |

SEC PLAYOFF (Nashville, Tenn.)

(Playoff game to determine SEC champion and representative in NCAA Tournament. Kentucky and LSU tied for league title due to a schedule disagreement. Kentucky won but declined NCAA.)

| | | | | |
|--------|-----------------|--|------|------|
| Mar. 9 | Louisiana State | | 63 | 56 |
| | | | 2187 | 1508 |

SEC CHAMPIONS

(N1) Louisville
(N2) Owensboro, Ky.
(N3) Montgomery

1954-55—Won 23, Lost 3.

COACH: Adolph Rupp

CAPTAIN: Bill Evans

| | | | | |
|---------|------------------|-----|----|----|
| Dec. 4 | Louisiana State† | (H) | 74 | 58 |
| Dec. 11 | Xavier | (A) | 73 | 69 |
| Dec. 18 | Temple | (H) | 79 | 61 |

UNIVERSITY OF KENTUCKY INVITATIONAL TOURNAMENT Lexington, Ky.

| | | | | |
|---------|------------------------|------|-----|----|
| Dec. 21 | Utah | | 70 | 65 |
| Dec. 22 | LaSalle (championship) | | 63 | 54 |
| Dec. 30 | St. Louis | (H) | 82 | 65 |
| Jan. 1 | Temple | (A) | 101 | 69 |
| Jan. 8 | Georgia Tech | (H) | 58 | 59 |
| Jan. 10 | De Paul | (H) | 92 | 59 |
| Jan. 15 | Tulane | (A) | 58 | 44 |
| Jan. 17 | Louisiana State | (A) | 64 | 62 |
| Jan. 22 | Tennessee | (A) | 84 | 66 |
| Jan. 29 | Vanderbilt | (A) | 75 | 71 |
| Jan. 31 | Georgia Tech | (A) | 59 | 65 |
| Feb. 3 | Florida | (H) | 87 | 63 |
| Feb. 5 | Mississippi | (N1) | 84 | 66 |
| Feb. 7 | Mississippi State | (A) | 61 | 56 |
| Feb. 9 | Georgia | (H) | 86 | 40 |
| Feb. 14 | Xavier | (H) | 66 | 55 |
| Feb. 19 | De Paul | (A) | 76 | 72 |
| Feb. 21 | Vanderbilt | (H) | 77 | 59 |
| Feb. 26 | Auburn | (H) | 93 | 59 |
| Feb. 28 | Alabama | (H) | 66 | 52 |
| Mar. 5 | Tennessee | (H) | 104 | 61 |

SEC CHAMPIONS

NCAA TOURNAMENT (Eastern Regionals) Evanston, Illinois

| | | | | |
|---------|------------|--|------|------|
| Mar. 11 | Marquette | | 71 | 79 |
| Mar. 12 | Penn State | | 84 | 59 |
| | | | 1987 | 1588 |

† Game not counted in SEC standings.

(N1) Memphis

1955-56—Won 20, Lost 6.

COACH: Adolph Rupp

CAPTAIN: Phil Grawemeyer

| | | | | |
|---------|------------------|-----|----|----|
| Dec. 3 | Louisiana State† | (A) | 62 | 52 |
| Dec. 10 | Temple | (H) | 61 | 73 |
| Dec. 12 | De Paul | (H) | 71 | 69 |
| Dec. 15 | Maryland | (A) | 62 | 61 |
| Dec. 17 | Idaho | (H) | 91 | 49 |

| UK INVITATIONAL TOURNAMENT | | | | |
|----------------------------|-----------|--|----|----|
| Dec. 20 | Minnesota | | 72 | 65 |
| Dec. 21 | Dayton | | 74 | 89 |

| Date | Team | Site | Ky. | Opp. |
|----------------|-------------------|-------------|-----------|------------|
| Dec. 28 | St. Louis U. | (A) | 101 | 80 |
| Jan. 7 | Georgia Tech | (H) | 104 | 51 |
| Jan. 12 | Tulane | (H) | 85 | 63 |
| Jan. 14 | Louisiana State | (H) | 107 | 65 |
| Jan. 21 | Tennessee | (A) | 95 | 68 |
| Jan. 28 | Vanderbilt | (A) | 73 | 81 |
| Jan. 30 | Georgia Tech | (A) | 84 | 62 |
| Feb. 1 | Duke | (H) | 81 | 76 |
| Feb. 4 | Auburn | (N1) | 82 | 81 |
| Feb. 6 | Florida | (A) | 81 | 70 |
| Feb. 11 | Mississippi | (H) | 88 | 49 |
| Feb. 13 | Mississippi State | (H) | 86 | 65 |
| Feb. 18 | De Paul | (A) | 79 | 81 |
| Feb. 20 | Vanderbilt | (H) | 76 | 55 |
| Feb. 25 | Alabama | (N1) | 77 | 101 |
| Feb. 27 | Georgia | (N2) | 143 | 66 |
| Mar. 3 | Tennessee | (H) | 101 | 77 |

NCAA TOURNAMENT
(Kentucky represented the SEC in NCAA when champion Alabama declined the bid.)
(Eastern Regionals) Iowa City, Iowa

| | | | | |
|----------------|-------------|------------|-----------|-----------|
| Mar. 16 | Wayne U. | (A) | 84 | 64 |
| Mar. 17 | Iowa | (A) | 77 | 89 |

2197 1802

† Game not counted in SEC standings.

(N1) Montgomery
(N2) Louisville

1956-57—Won 23, Lost 5.

COACH: Adolph Rupp
HONORARY CO-CAPTAINS:
Ed Beck and Gerry Calvert

| | | | | |
|----------------|------------------|------------|-----------|-----------|
| Dec. 1 | Washington & Lee | (H) | 94 | 66 |
| Dec. 3 | Miami (Fla.) | (H) | 114 | 75 |
| Dec. 8 | Temple | (A) | 73 | 58 |
| Dec. 10 | St. Louis | (H) | 70 | 71 |
| Dec. 15 | Maryland | (H) | 76 | 55 |
| Dec. 18 | Duke | (A) | 84 | 85 |

UK INVITATIONAL TOURNAMENT

| | | | | |
|---------|-------------------------|--|----|----|
| Dec. 21 | Southern Methodist | | 73 | 67 |
| Dec. 22 | Illinois (championship) | | 91 | 70 |

SUGAR BOWL (New Orleans, La.)

| | | | | |
|----------------|--------------------------|------------|-----------|-----------|
| Dec. 28 | Virginia Tech | | 56 | 55 |
| Dec. 29 | Houston (championship) | | 111 | 76 |
| Jan. 5 | Georgia Tech | (H) | 95 | 72 |
| Jan. 7 | Loyola (Chicago) | (H) | 81 | 62 |
| Jan. 12 | Louisiana State | (A) | 51 | 46 |
| Jan. 14 | Tulane | (A) | 60 | 68 |
| Jan. 19 | Tennessee | (A) | 97 | 72 |
| Jan. 26 | Vanderbilt | (A) | 91 | 83 |
| Jan. 28 | Georgia Tech | (A) | 76 | 65 |
| Jan. 30 | Georgia | (H) | 84 | 53 |
| Feb. 2 | Florida | (H) | 88 | 61 |
| Feb. 8 | Mississippi | (N1) | 75 | 69 |
| Feb. 11 | Mississippi State | (A) | 81 | 89 |
| Feb. 15 | Loyola (Chicago) | (A) | 115 | 65 |
| Feb. 18 | Vanderbilt | (H) | 80 | 65 |
| Feb. 23 | Alabama | (H) | 79 | 60 |
| Feb. 25 | Auburn | (H) | 103 | 85 |
| Mar. 2 | Tennessee | (H) | 93 | 75 |

SEC CHAMPIONS

NCAA TOURNAMENT
(Midwest Regional) Lexington, Ky.

| | | | | |
|----------------|-----------------------|--|-----------|-----------|
| Mar. 15 | Pittsburgh | | 98 | 92 |
| Mar. 16 | Michigan State | | 68 | 80 |

(N1) Memphis 2357 1953

1957-58—Won 23, Lost 6.

COACH: Adolph Rupp
HONORARY CAPT.: Ed Beck

| | | | | |
|---------------|-----------------|------------|-----------|-----------|
| Dec. 2 | Duke | (H) | 78 | 74 |
| Dec. 4 | Ohio State | (A) | 61 | 54 |
| Dec. 7 | Temple | (H) | 85*** | 83 |
| Dec. 9 | Maryland | (A) | 62 | 71 |

| Date | Team | Site | Ky. | Opp. |
|----------------|---------------------------|------------|-----------|-----------|
| Dec. 14 | St. Louis | (A) | 73 | 60 |
| Dec. 16 | Southern Methodist | (A) | 64 | 65 |

UK INVITATIONAL TOURNAMENT

| | | | | |
|----------------|-------------------------|-------------|-----------|-----------|
| Dec. 20 | West Virginia | | 70 | 77 |
| Dec. 21 | Minnesota | | 78 | 58 |
| Dec. 23 | Utah State | (H) | 92 | 64 |
| Dec. 30 | Loyola (Chicago) | (H) | 75 | 42 |
| Jan. 4 | Georgia Tech | (H) | 76 | 60 |
| Jan. 6 | Vanderbilt | (A) | 86 | 81 |
| Jan. 11 | Louisiana State | (H) | 97 | 52 |
| Jan. 13 | Tulane | (H) | 86 | 50 |
| Jan. 18 | Tennessee | (H) | 77 | 68 |
| Jan. 27 | Georgia Tech | (A) | 52 | 71 |
| Jan. 29 | Georgia | (N1) | 74 | 55 |
| Jan. 31 | Florida | (A) | 78 | 56 |
| Feb. 8 | Mississippi | (H) | 96 | 65 |
| Feb. 10 | Mississippi State | (H) | 72 | 62 |
| Feb. 15 | Loyola (Chicago) | (A) | 56 | 57 |
| Feb. 17 | Vanderbilt | (H) | 65 | 61 |
| Feb. 22 | Alabama | (N2) | 45 | *43 |
| Feb. 24 | Auburn | (N3) | 63 | 64 |
| Mar. 1 | Tennessee | (A) | 77 | 66 |

SEC CHAMPIONS

NCAA TOURNAMENT

(Midwest Regional) Lexington, Ky.

| | | | | |
|---------|--------------|--|----|----|
| Mar. 14 | Miami (Ohio) | | 94 | 70 |
| Mar. 15 | Notre Dame | | 89 | 56 |

(FINALS)

Louisville, Ky.

| | | | | |
|---------|------------------------|--|----|----|
| Mar. 21 | Temple | | 61 | 60 |
| Mar. 22 | Seattle (championship) | | 84 | 72 |

2166 1817

NATIONAL COLLEGIATE CHAMPIONS FOR RECORD FOURTH TIME

*** Three overtime periods.

* One overtime period.

(N1) Atlanta (N3) Birmingham
(N2) Montgomery

1958-59—Won 24, Lost 3.

COACH: Adolph Rupp
HONORARY CAPT.: Johnny Cox

| | | | | |
|---------|--------------------|-----|----|-----|
| Dec. 1 | Florida State | (H) | 91 | 68 |
| Dec. 6 | Temple | (A) | 76 | 71 |
| Dec. 8 | Duke | (A) | 78 | 64 |
| Dec. 11 | Southern Methodist | (H) | 72 | 60 |
| Dec. 13 | St. Louis | (H) | 76 | 57 |
| Dec. 15 | Maryland | (H) | 58 | *56 |

UK INVITATIONAL TOURNAMENT

| | | | | |
|---------------|----------------------------|------------|-----------|-----------|
| Dec. 19 | Ohio State | | 95 | 76 |
| Dec. 20 | W. Virginia (championship) | | 97 | 91 |
| Dec. 29 | Navy | (H) | 82 | 69 |
| Dec. 30 | Illinois | (N1) | 76 | 75 |
| Jan. 3 | Georgia Tech | (H) | 72 | 62 |
| Jan. 6 | Vanderbilt | (A) | 66 | 75 |
| Jan. 10 | Louisiana State | (A) | 76 | 61 |
| Jan. 12 | Tulane | (A) | 85 | 68 |
| Jan. 17 | Tennessee | (H) | 79 | 58 |
| Jan. 26 | Georgia Tech | (A) | 94 | 70 |
| Jan. 29 | Georgia | (H) | 108 | 55 |
| Jan. 31 | Florida | (H) | 94 | 51 |
| Feb. 7 | Mississippi | (N2) | 97 | 72 |
| Feb. 9 | Mississippi State | (A) | 58 | 66 |
| Feb. 14 | Notre Dame | (N3) | 71 | 52 |
| Feb. 18 | Vanderbilt | (H) | 83 | 71 |
| Feb. 21 | Auburn | (H) | 75 | 56 |
| Feb. 23 | Alabama | (H) | 39 | 32 |
| Feb. 28 | Tennessee | (A) | 69 | 56 |

NCAA TOURNAMENT

(Kentucky represented the SEC in NCAA when champion Miss. State declined the bid.)
(Midwest Regional) Evanston, Ill.

| | | | | |
|---------|------------|--|----|----|
| Mar. 13 | Louisville | | 61 | 76 |
|---------|------------|--|----|----|

| Date | Team | Site | Ky. | Opp. |
|---------|-----------|------|------|------|
| Mar. 14 | Marquette | | 98 | 69 |
| | | | 2126 | 1737 |

* Denotes overtime period.

(N1) Louisville (N3) Chicago, Ill.
(N2) Jackson, Miss.

1959-60—Won 18, Lost 7.

COACH: Adolph Rupp
CO-CAPTS.: Bill Lickert and Don Mills

| | | | | |
|---------|----------------|-----|-----|-----|
| Dec. 1 | Colorado State | (H) | 106 | 73 |
| Dec. 4 | UCLA | (A) | 68 | 66 |
| Dec. 5 | So. California | (A) | 73 | 87 |
| Dec. 12 | St. Louis | (A) | 61 | 73 |
| Dec. 14 | Kansas | (A) | 77 | *72 |

UK INVITATIONAL TOURNAMENT

| | | | | |
|---------|-------------------|------|----|----|
| Dec. 18 | North Carolina | | 76 | 70 |
| Dec. 19 | West Virginia | | 70 | 79 |
| Dec. 20 | Temple | (N1) | 97 | 92 |
| Dec. 28 | Ohio State | (H) | 96 | 93 |
| Jan. 2 | Georgia Tech | (H) | 54 | 62 |
| Jan. 5 | Vanderbilt | (A) | 76 | 59 |
| Jan. 9 | Louisiana State | (H) | 77 | 45 |
| Jan. 11 | Tulane | (H) | 68 | 42 |
| Jan. 16 | Tennessee | (A) | 78 | 68 |
| Jan. 25 | Georgia Tech | (A) | 44 | 65 |
| Jan. 27 | Georgia | (N2) | 84 | 60 |
| Jan. 29 | Florida | (A) | 75 | 62 |
| Feb. 6 | Mississippi | (H) | 61 | 43 |
| Feb. 8 | Mississippi State | (H) | 90 | 59 |
| Feb. 13 | Notre Dame | (H) | 68 | 65 |
| Feb. 16 | Vanderbilt | (H) | 68 | 60 |
| Feb. 20 | Auburn | (A) | 60 | 61 |
| Feb. 22 | Alabama | (N3) | 75 | 55 |
| Feb. 27 | Tennessee | (H) | 63 | 65 |
| Mar. 5 | Pittsburgh | (H) | 73 | 66 |

1838 1642

* Denotes overtime period.

(N1) Louisville (N3) Montgomery, Ala.
(N2) Columbus, Ga.

1960-61—Won 19, Lost 9.

COACH: Adolph Rupp
CAPTAIN: Dick Parsons

| | | | | |
|---------|--------------------|------|----|----|
| Dec. 1 | Va. Military Inst. | (H) | 72 | 56 |
| Dec. 3 | Florida State | (H) | 58 | 63 |
| Dec. 7 | Notre Dame | (N1) | 68 | 62 |
| Dec. 13 | North Carolina | (N2) | 70 | 65 |
| Dec. 17 | Temple | (A) | 58 | 66 |

UK INVITATIONAL TOURNAMENT

| | | | | |
|---------|-------------------|------|----|-----|
| Dec. 21 | Illinois | | 83 | 78 |
| Dec. 22 | St. Louis | | 72 | *74 |
| Dec. 31 | Missouri | (H) | 81 | 69 |
| Jan. 2 | Miami (Ohio) | (H) | 70 | 58 |
| Jan. 7 | Georgia Tech | (H) | 89 | 79 |
| Jan. 9 | Vanderbilt | (A) | 62 | 64 |
| Jan. 13 | Louisiana State | (A) | 59 | 73 |
| Jan. 14 | Tulane | (A) | 70 | 72 |
| Jan. 21 | Tennessee | (H) | 83 | 54 |
| Jan. 30 | Georgia Tech | (A) | 60 | 62 |
| Feb. 4 | Florida | (H) | 89 | 68 |
| Feb. 7 | Georgia | (H) | 74 | 67 |
| Feb. 11 | Mississippi | (N3) | 74 | 60 |
| Feb. 13 | Mississippi State | (A) | 68 | 62 |
| Feb. 17 | UCLA | (H) | 77 | 76 |
| Feb. 21 | Vanderbilt | (H) | 60 | 59 |
| Feb. 25 | Alabama | (H) | 80 | 53 |
| Feb. 27 | Auburn | (H) | 77 | 51 |
| Mar. 4 | Tennessee | (A) | 68 | 61 |

SEC PLAYOFF (Knoxville, Tenn.)

(To determine SEC representative in NCAA Tournament after champion Miss. State declined bid. Second place Kentucky and Vanderbilt each had 10-4 records.)

| Date | Team | Site | Ky. | Opp. |
|---------|------------|------|-----|------|
| Mar. 9 | Vanderbilt | | 88 | 67 |
| Mar. 11 | Marquette | (N4) | 72 | 88 |

NCAA TOURNAMENT

(Mideast Regional) Louisville, Ky.

| | | | | |
|---------|------------|--|----|----|
| Mar. 17 | Morehead | | 71 | 64 |
| Mar. 18 | Ohio State | | 74 | 87 |

2027 1858

(N1) Louisville, Ky.
(N2) Greensboro, N. C.
(N3) Jackson, Miss.
(N4) Chicago, Ill.

* Denotes one overtime period.

1961-62—Won 23, Lost 3.

COACH: Adolph Rupp
CAPTAIN: Larry Pursiful

| | | | | |
|---------|----------------|-----|----|----|
| Dec. 2 | Miami (Ohio) | (H) | 93 | 61 |
| Dec. 4 | So. California | (H) | 77 | 79 |
| Dec. 11 | St. Louis | (H) | 86 | 77 |
| Dec. 16 | Baylor | (H) | 94 | 60 |
| Dec. 18 | Temple | (H) | 78 | 55 |

UK INVITATIONAL TOURNAMENT

| | | | | |
|---------|---------------------------|------|-----|----|
| Dec. 22 | Tennessee | | 96 | 69 |
| Dec. 23 | Kansas St. (championship) | | 80 | 67 |
| Dec. 27 | Yale | (H) | 79 | 58 |
| Dec. 30 | Notre Dame | (N1) | 100 | 53 |
| Jan. 2 | Virginia | (H) | 93 | 73 |
| Jan. 6 | Georgia Tech | (H) | 89 | 70 |
| Jan. 8 | Vanderbilt | (A) | 77 | 68 |
| Jan. 12 | Louisiana State | (H) | 84 | 63 |
| Jan. 15 | Tennessee | (A) | 95 | 82 |
| Jan. 29 | Georgia Tech | (A) | 71 | 62 |
| Jan. 31 | Georgia | (N2) | 86 | 59 |
| Feb. 2 | Florida | (A) | 81 | 69 |
| Feb. 10 | Mississippi | (H) | 83 | 60 |
| Feb. 12 | Mississippi State | (H) | 44 | 49 |
| Feb. 19 | Vanderbilt | (H) | 87 | 80 |
| Feb. 24 | Alabama | (A) | 73 | 65 |
| Feb. 26 | Auburn | (A) | 63 | 60 |
| Mar. 5 | Tulane | (H) | 97 | 72 |
| Mar. 10 | Tennessee | (H) | 90 | 59 |

SEC CO-CHAMPIONS

NCAA TOURNAMENT

(Mideast Regional) Iowa City, Iowa

| | | | | |
|---------|------------|--|----|----|
| Mar. 16 | Butler | | 81 | 60 |
| Mar. 17 | Ohio State | | 64 | 74 |

2141 1704

(N1) Freedom Hall, Louisville
(N2) Ga. Tech Coliseum, Atlanta

1962-63—Won 16, Lost 9.

COACH: Adolph Rupp
CAPTAIN: Scotty Baesler

| | | | | |
|---------|----------------|-----|----|----|
| Dec. 1 | Virginia Tech | (H) | 77 | 80 |
| Dec. 8 | Temple | (A) | 56 | 52 |
| Dec. 12 | Florida State | (H) | 83 | 54 |
| Dec. 15 | Northwestern | (H) | 71 | 60 |
| Dec. 17 | North Carolina | (H) | 66 | 68 |

UK INVITATIONAL TOURNAMENT

| | | | | |
|---------|-------------------------|------|-----|-----|
| Dec. 21 | Iowa | | 94 | 69 |
| Dec. 22 | West Va. (Championship) | | 79 | 75 |
| Dec. 27 | Dartmouth | (H) | 95 | 49 |
| Dec. 29 | Notre Dame | (N1) | 78 | 70 |
| Dec. 31 | St. Louis | (A) | 63 | 87 |
| Jan. 5 | Georgia Tech | (H) | 85 | *86 |
| Jan. 7 | Vanderbilt | (A) | 106 | 82 |
| Jan. 11 | Louisiana State | (A) | 63 | 56 |
| Jan. 12 | Tulane | (A) | 81 | 72 |
| Jan. 19 | Tennessee | (H) | 69 | *78 |
| Jan. 26 | Xavier | (H) | 90 | 76 |
| Jan. 28 | Georgia Tech | (A) | 62 | 66 |
| Jan. 31 | Georgia | (H) | 74 | 67 |
| Feb. 2 | Florida | (H) | 94 | 71 |

| Date | Team | Site | Ky. | Opp. |
|---------|-------------------|------|-----|------|
| Feb. 9 | Mississippi | (N2) | 75 | 69 |
| Feb. 11 | Mississippi State | (A) | 52 | 56 |
| Feb. 18 | Vanderbilt | (H) | 67 | 69 |
| Feb. 23 | Auburn | (H) | 78 | 59 |
| Feb. 25 | Alabama | (H) | 80 | 63 |
| Mar. 2 | Tennessee | (A) | 55 | 63 |

(N1) Louisville (N2) Jackson
 * Denotes overtime periods

1963-64—Won 21, Lost 6.

COACH: Adolph Rupp
 CO-CAPTS.: Cotton Nash and Ted Deeken

| | | | | |
|---------|----------------|-----|-----|----|
| Nov. 30 | Virginia | (H) | 75 | 64 |
| Dec. 2 | Texas Tech | (H) | 107 | 91 |
| Dec. 7 | Northwestern | (A) | 95 | 63 |
| Dec. 9 | North Carolina | (H) | 100 | 80 |
| Dec. 14 | Baylor | (H) | 101 | 65 |

UK INVITATIONAL TOURNAMENT

| | | | | |
|---------|-------------|--|-----|----|
| Dec. 20 | Wisconsin | | 108 | 85 |
| Dec. 21 | Wake Forest | | 98 | 75 |

(Championship)

| | | | | |
|---------|------------|------|-----|----|
| Dec. 28 | Notre Dame | (N1) | 101 | 81 |
|---------|------------|------|-----|----|

SUGAR BOWL (New Orleans, La.)

| | | | | |
|---------|---------------------|--|----|----|
| Dec. 30 | Loyola (La.) | | 86 | 64 |
| Dec. 31 | Duke (Championship) | | 81 | 79 |

| | | | | |
|---------|-------------------|------|-----|----|
| Jan. 4 | Georgia Tech | (A) | 67 | 76 |
| Jan. 6 | Vanderbilt | (A) | 83 | 85 |
| Jan. 10 | Louisiana State | (H) | 103 | 84 |
| Jan. 11 | Tulane | (H) | 105 | 63 |
| Jan. 18 | Tennessee | (H) | 66 | 57 |
| Jan. 25 | Georgia Tech | (H) | 79 | 62 |
| Feb. 1 | Florida | (A) | 77 | 72 |
| Feb. 3 | Georgia | (A) | 103 | 83 |
| Feb. 8 | Mississippi | (H) | 102 | 59 |
| Feb. 10 | Mississippi State | (H) | 65 | 59 |
| Feb. 17 | Vanderbilt | (H) | 104 | 73 |
| Feb. 22 | Auburn | (N2) | 99 | 79 |
| Feb. 24 | Alabama | (A) | 59 | 65 |
| Feb. 29 | Tennessee | (A) | 42 | 38 |
| Mar. 2 | St. Louis | (H) | 60 | 67 |

SEC CHAMPIONS

NCAA TOURNAMENT (Midwest Regional) Minneapolis, Minn.

| | | | | |
|---------|------------------|--|----|-----|
| Mar. 13 | Ohio University | | 69 | 85 |
| Mar. 14 | Loyola (Chicago) | | 91 | 100 |

2326 1954

(N1) Louisville
 (N2) Montgomery, Ala.

1964-65—Won 15, Lost 10.

COACH: Adolph Rupp
 CAPTAIN: Randy Embry

| | | | | |
|---------|----------------|------|-----|----|
| Dec. 4 | Iowa | (H) | 85 | 77 |
| Dec. 7 | North Carolina | (N1) | 67 | 82 |
| Dec. 9 | Iowa State | (H) | 100 | 74 |
| Dec. 12 | Syracuse | (H) | 110 | 77 |

UK INVITATIONAL TOURNAMENT

| | | | | |
|---------|---------------|--|-----|----|
| Dec. 18 | West Virginia | | 102 | 78 |
| Dec. 19 | Illinois | | 86 | 91 |

| | | | | |
|---------|-----------------|------|-----|-----|
| Dec. 22 | St. Louis | (A) | 75 | 80 |
| Dec. 29 | Notre Dame | (N2) | 97 | 111 |
| Jan. 2 | Dartmouth | (H) | 107 | 67 |
| Jan. 5 | Vanderbilt | (H) | 79 | 97 |
| Jan. 9 | Louisiana State | (A) | 79 | 66 |
| Jan. 11 | Tulane | (A) | 102 | 72 |
| Jan. 16 | Tennessee | (A) | 58 | 77 |
| Jan. 18 | Auburn | (H) | 73 | 67 |
| Jan. 23 | Florida | (A) | 68 | 84 |

| Date | Team | Site | Ky. | Opp. |
|---------|-------------------|------|-----|------|
| Jan. 25 | Georgia | (A) | 102 | 82 |
| Jan. 30 | Florida | (H) | 78 | 61 |
| Feb. 1 | Georgia | (H) | 96 | 64 |
| Feb. 6 | Mississippi | (H) | 102 | 65 |
| Feb. 8 | Mississippi State | (H) | 74 | 56 |
| Feb. 16 | Vanderbilt | (A) | 90 | 91 |
| Feb. 20 | Auburn | (A) | 69 | 88 |
| Feb. 22 | Alabama | (A) | 71 | 75 |
| Feb. 27 | Tennessee | (H) | 61 | 60 |
| Mar. 1 | Alabama | (H) | 78 | 72 |

2109 1914

(N1) Charlotte, N. C.
 (N2) Louisville, Ky.

1965-66—Won 32, Lost 2.

COACH: Adolph Rupp
 HON. CAPT.: (None)

| | | | | |
|---------|----------------|-----|----|----|
| Dec. 1 | Hardin-Simmons | (H) | 83 | 55 |
| Dec. 4 | Virginia | (A) | 99 | 73 |
| Dec. 8 | Illinois | (A) | 86 | 68 |
| Dec. 11 | Northwestern | (H) | 86 | 75 |

UK INVITATIONAL TOURNAMENT

| | | | | |
|---------|------------------------|--|----|----|
| Dec. 17 | Air Force | | 78 | 58 |
| Dec. 18 | Indiana (Championship) | | 91 | 56 |

| | | | | |
|---------|-------------------|------|-----|------|
| Dec. 22 | Texas Tech | (A) | 89 | 73 |
| Dec. 29 | Notre Dame | (N1) | 103 | 69 |
| Jan. 3 | St. Louis | (H) | 80 | 70 |
| Jan. 8 | Florida | (A) | 78 | 64 |
| Jan. 10 | Georgia | (A) | 69 | **65 |
| Jan. 15 | Vanderbilt | (H) | 96 | 83 |
| Jan. 24 | Louisiana State | (H) | 111 | 85 |
| Jan. 29 | Auburn | (H) | 115 | 78 |
| Jan. 31 | Alabama | (H) | 82 | 62 |
| Feb. 2 | Vanderbilt | (A) | 105 | 90 |
| Feb. 5 | Georgia | (H) | 74 | 50 |
| Feb. 7 | Florida | (H) | 85 | 75 |
| Feb. 12 | Auburn | (A) | 77 | 64 |
| Feb. 14 | Alabama | (A) | 90 | 67 |
| Feb. 19 | Mississippi State | (A) | 73 | 69 |
| Feb. 21 | Mississippi | (A) | 108 | 65 |
| Feb. 26 | Tennessee | (H) | 78 | 64 |
| Mar. 5 | Tennessee | (A) | 62 | 69 |
| Mar. 7 | Tulane | (H) | 103 | 74 |

SEC Champions

NCAA TOURNAMENT (Midwest Regional—Iowa City, Iowa)

| | | | | |
|---------|----------|--|----|----|
| Mar. 11 | Dayton | | 86 | 79 |
| Mar. 12 | Michigan | | 84 | 77 |

(Finals—College Park, Md.)

| | | | | |
|---------|---------------|--|----|----|
| Mar. 18 | Duke | | 83 | 79 |
| Mar. 19 | Texas Western | | 65 | 72 |

2519 2028

INTERNATIONAL UNIVERSITIES TOURNAMENT

Tel Aviv, Israel

| | | | | |
|---------|-----------------|--|-----|----|
| Aug. 3 | Warsaw Univ. | | 67 | 58 |
| Aug. 4 | Cambridge Univ. | | 104 | 45 |
| Aug. 6 | Salonika Univ. | | 91 | 60 |
| Aug. 10 | Istanbul Univ. | | 82 | 36 |
| Aug. 11 | Warsaw Univ. | | 87 | 57 |

(Championship)

2950 2284

(N1) Louisville
 ** Double overtime

1966-67—Won 13, Lost 13.

COACH: Adolph Rupp
 HON. CAPT.: (None)

| | | | | |
|---------|----------------|-----|-----|-----|
| Dec. 3 | Virginia | (H) | 104 | 84 |
| Dec. 5 | Illinois | (H) | 97 | *98 |
| Dec. 10 | Northwestern | (A) | 118 | 116 |
| Dec. 13 | North Carolina | (H) | 55 | 64 |

| Date | Team | Site | Ky. | Opp. |
|----------------------------|---------------------------|------|-----------|-----------|
| Dec. 17 | Florida | (H) | 75 | 78 |
| UK INVITATIONAL TOURNAMENT | | | | |
| Dec. 22 | Oregon State | | 96 | 66 |
| Dec. 23 | Kansas St. (Championship) | | 83 | 79 |
| Dec. 28 | Cornell | (H) | 77 | 92 |
| Dec. 31 | Notre Dame | (N1) | 96 | 85 |
| Jan. 5 | Vanderbilt | (H) | 89 | *91 |
| Jan. 14 | Florida | (A) | 72 | 89 |
| Jan. 16 | Georgia | (A) | 40 | 49 |
| Jan. 21 | Auburn | (H) | 60 | 58 |
| Jan. 23 | Tennessee | (H) | 50 | **52 |
| Jan. 28 | Louisiana State | (H) | 102 | 72 |
| Jan. 30 | Mississippi | (H) | 96 | 53 |
| Feb. 4 | Louisiana State | (A) | 105 | 84 |
| Feb. 6 | Mississippi | (A) | 79 | 70 |
| Feb. 11 | Mississippi State | (H) | 72 | *77 |
| Feb. 13 | Tennessee | (A) | 57 | 76 |
| Feb. 18 | Mississippi State | (A) | 103 | 74 |
| Feb. 20 | Georgia | (H) | 101 | 76 |
| Feb. 25 | Alabama | (A) | 71 | 81 |
| Feb. 27 | Auburn | (A) | 49 | 60 |
| Mar. 4 | Vanderbilt | (A) | 94 | 110 |
| Mar. 6 | Alabama | (H) | 110 | 78 |

2151 2012

(N1) Louisville
* Overtime

** Double Overtime

1967-68—Won 22, Lost 5.

COACH: Adolph Rupp
CAPTAIN: Thad Jaracz

| | | | | |
|---------|----------------|------|-----|----|
| Dec. 2 | Michigan | (A) | 96 | 79 |
| Dec. 4 | Florida | (H) | 99 | 76 |
| Dec. 6 | Xavier | (H) | 111 | 76 |
| Dec. 9 | Pennsylvania | (H) | 64 | 49 |
| Dec. 12 | North Carolina | (N1) | 77 | 84 |

UK INVITATIONAL TOURNAMENT

| | | | | |
|---------|----------------|--|----|----|
| Dec. 22 | Dayton | | 88 | 85 |
| Dec. 23 | South Carolina | | 76 | 66 |

(Championship)

| | | | | |
|---------|-------------------|------|-----|----|
| Dec. 30 | Notre Dame | (N2) | 81 | 73 |
| Jan. 6 | Vanderbilt | (A) | 94 | 78 |
| Jan. 8 | Alabama | (A) | 84 | 76 |
| Jan. 13 | Florida | (A) | 78 | 96 |
| Jan. 15 | Georgia | (H) | 104 | 73 |
| Jan. 20 | Auburn | (A) | 73 | 74 |
| Jan. 22 | Tennessee | (A) | 59 | 87 |
| Jan. 27 | Louisiana State | (A) | 121 | 95 |
| Jan. 29 | Mississippi | (A) | 85 | 76 |
| Feb. 3 | Louisiana State | (H) | 109 | 96 |
| Feb. 5 | Mississippi | (H) | 78 | 62 |
| Feb. 10 | Mississippi State | (A) | 92 | 84 |
| Feb. 12 | Tennessee | (H) | 60 | 59 |
| Feb. 17 | Mississippi State | (H) | 107 | 81 |
| Feb. 19 | Georgia | (A) | 106 | 87 |
| Feb. 24 | Alabama | (H) | 96 | 83 |
| Feb. 26 | Auburn | (H) | 89 | 57 |
| Mar. 2 | Vanderbilt | (H) | 85 | 80 |

SEC Champions

NCAA TOURNAMENT
MIDEAST REGIONAL

Lexington, Ky.

| | | | | |
|---------|------------|--|-----|----|
| Mar. 15 | Marquette | | 107 | 89 |
| Mar. 16 | Ohio State | | 81 | 82 |

2400 2103

(N1) Greensboro, N.C. (N2) Louisville

1968-69—Won 23, Lost 5.

COACH: Adolph Rupp
CAPTAIN: Phil Argento

| | | | | |
|---------|--------|-----|-----|----|
| Nov. 30 | Xavier | (H) | 115 | 77 |
| Dec. 2 | Miami | (A) | 86 | 77 |

| Date | Team | Site | Ky. | Opp. |
|----------------------------|-----------------------|------|-----------|------------|
| Dec. 7 | North Carolina | (H) | 77 | 87 |
| Dec. 14 | Pennsylvania | (A) | 102 | 78 |
| UK INVITATIONAL TOURNAMENT | | | | |
| Dec. 20 | Michigan | | 112 | 104 |
| Dec. 21 | Army | | 80 | 65 |
| (Championship) | | | | |
| Dec. 28 | Notre Dame | (N1) | 110 | 90 |
| Dec. 31 | Wisconsin | (N2) | 65 | 69 |
| Jan. 4 | Mississippi | (A) | 69 | 59 |
| Jan. 6 | Mississippi State | (A) | 91 | 72 |
| Jan. 11 | Florida | (H) | 88 | 67 |
| Jan. 13 | Georgia | (H) | 88 | 68 |
| Jan. 18 | Tennessee | (A) | 69 | 66 |
| Jan. 25 | Louisiana State | (A) | 108 | 96 |
| Jan. 27 | Alabama | (A) | 83 | *70 |
| Feb. 1 | Vanderbilt | (H) | 103 | 89 |
| Feb. 3 | Auburn | (H) | 105 | 93 |
| Feb. 8 | Mississippi | (H) | 104 | 68 |
| Feb. 10 | Mississippi State | (H) | 91 | 69 |
| Feb. 15 | Florida | (A) | 81 | 82 |
| Feb. 17 | Georgia | (A) | 85 | 77 |
| Feb. 22 | Louisiana State | (H) | 103 | 89 |
| Feb. 26 | Alabama | (H) | 108 | 79 |
| Mar. 1 | Vanderbilt | (A) | 99 | 101 |
| Mar. 3 | Auburn | (A) | 90 | 86 |
| Mar. 8 | Tennessee | (H) | 84 | 69 |

SEC Champions

NCAA TOURNAMENT
MIDEAST (Madison, Wisc.)

| | | | | |
|---------|-----------|-----|----|----|
| Mar. 13 | Marquette | (N) | 74 | 81 |
| Mar. 15 | Miami | (N) | 72 | 71 |

2542 2199

(N1) Louisville; (N2) Chicago

1969-70—Won 26, Lost 2.

COACH: Adolph Rupp
CO-CAPTAINS: Dan Issel and Mike Pratt

| | | | | |
|---------|----------------|------|-----|----|
| Dec. 1 | West Virginia | (H) | 106 | 87 |
| Dec. 6 | Kansas | (H) | 115 | 85 |
| Dec. 8 | North Carolina | (N1) | 94 | 87 |
| Dec. 13 | Indiana | (H) | 109 | 92 |

UK INVITATIONAL TOURNAMENT

| | | | | |
|---------|------|--|----|----|
| Dec. 19 | Navy | | 73 | 59 |
| Dec. 20 | Duke | | 98 | 76 |

(Championship)

| | | | | |
|----------------|-------------------|------|-----------|-----------|
| Dec. 27 | Notre Dame | (N2) | 102 | 100 |
| Dec. 29 | Miami (Ohio) | (H) | 80 | 58 |
| Jan. 3 | Mississippi | (H) | 95 | 73 |
| Jan. 5 | Mississippi State | (H) | 111 | 76 |
| Jan. 10 | Florida | (A) | 88 | 69 |
| Jan. 12 | Georgia | (A) | 72 | 71 |
| Jan. 17 | Tennessee | (H) | 68 | 52 |
| Jan. 24 | Louisiana State | (H) | 109 | 96 |
| Jan. 26 | Alabama | (H) | 86 | 71 |
| Jan. 31 | Vanderbilt | (A) | 81 | 89 |
| Feb. 2 | Auburn | (A) | 84 | 83 |
| Feb. 7 | Mississippi | (A) | 120 | 85 |
| Feb. 9 | Mississippi State | (A) | 86 | 57 |
| Feb. 14 | Florida | (H) | 110 | 66 |
| Feb. 16 | Georgia | (H) | 116 | 86 |
| Feb. 21 | Louisiana State | (A) | 121 | 105 |
| Feb. 23 | Alabama | (A) | 98 | 89 |
| Feb. 28 | Vanderbilt | (H) | 90 | 86 |
| Mar. 2 | Auburn | (H) | 102 | 81 |
| Mar. 7 | Tennessee | (A) | 86 | 69 |

SEC Champions

NCAA TOURNAMENT
MIDEAST (Columbus, Ohio)

| | | | | |
|---------|--------------|------|-----|-----|
| Mar. 12 | Notre Dame | (N3) | 109 | 99 |
| Mar. 14 | Jacksonville | (N3) | 100 | 106 |

2709 2253

(N1) Charlotte, N.C.; (N2) Louisville;
(N3) Columbus, Ohio

Date Team Site Ky. Opp.

1970-71—Won 22, Lost 6.

COACH: Adolph Rupp
HON. CO-CAPTAINS: Mike Casey and Larry Steele

| | | | | |
|---------|---------------|-----|-----|-----|
| Dec. 1 | Northwestern | (A) | 115 | 100 |
| Dec. 5 | Michigan | (H) | 104 | 93 |
| Dec. 7 | West Virginia | (A) | 106 | 100 |
| Dec. 12 | Indiana | (A) | 95 | 93 |

UK INVITATIONAL TOURNAMENT

| | | | | |
|---------|---------|--|-----|----|
| Dec. 18 | De Paul | | 106 | 85 |
| Dec. 19 | Purdue | | 83 | 89 |

(Championship)

| | | | | |
|---------|-----------------|------|-----|----|
| Dec. 22 | Oregon State | (H) | 84 | 78 |
| Dec. 29 | Notre Dame | (N1) | 92 | 99 |
| Jan. 2 | Mississippi | (A) | 103 | 95 |
| Jan. 4 | Miss. State | (A) | 79 | 71 |
| Jan. 9 | Florida | (H) | 101 | 75 |
| Jan. 11 | Georgia | (H) | 79 | 66 |
| Jan. 16 | Tennessee | (A) | 71 | 75 |
| Jan. 23 | Louisiana State | (A) | 82 | 79 |
| Jan. 25 | Alabama | (A) | 86 | 73 |
| Jan. 30 | Vanderbilt | (H) | 102 | 92 |
| Feb. 1 | Auburn | (H) | 114 | 76 |
| Feb. 6 | Mississippi | (H) | 121 | 86 |
| Feb. 8 | Miss. State | (H) | 102 | 83 |
| Feb. 13 | Florida | (A) | 65 | 74 |
| Feb. 15 | Georgia | (A) | 107 | 95 |
| Feb. 20 | Louisiana State | (H) | 110 | 73 |
| Feb. 22 | Alabama | (H) | 101 | 74 |
| Feb. 27 | Vanderbilt | (A) | 119 | 90 |
| Mar. 1 | Auburn | (A) | 102 | 83 |
| Mar. 6 | Tennessee | (H) | 84 | 78 |

SEC Champions

NCAA TOURNAMENT
MIDEAST REGIONAL (Athens, Ga.)

| | | | | |
|---------|------------------|--|----|-----|
| Mar. 18 | Western Ky. (N2) | | 83 | 107 |
| Mar. 20 | Marquette (N2) | | 74 | 91 |

2670 2373

(N1) Louisville; (N2) Athens, Ga.

1971-72—Won 21, Lost 7.

COACH: Adolph Rupp
HON. CO-CAPTAINS: Stan Key and Tom Parker

| | | | | |
|---------|----------------|------|----|------|
| Dec. 1 | Northwestern | (H) | 94 | 85 |
| Dec. 4 | Kansas | (A) | 79 | 69 |
| Dec. 6 | Kansas State | (A) | 71 | 64 |
| Dec. 11 | Indiana | (N1) | 89 | **90 |
| Dec. 13 | Michigan State | (H) | 85 | 91 |

UK INVITATIONAL TOURNAMENT

| | | | | |
|---------|-----------|--|----|----|
| Dec. 17 | Missouri | | 83 | 79 |
| Dec. 18 | Princeton | | 96 | 82 |

(Championship)

| | | | | |
|---------|-------------------|------|-----|-----|
| Dec. 28 | Notre Dame | (N1) | 83 | 67 |
| Jan. 8 | Mississippi | (H) | 93 | 82 |
| Jan. 10 | Mississippi State | (H) | 104 | 76 |
| Jan. 15 | Florida | (A) | 70 | 72 |
| Jan. 17 | Georgia | (A) | 73 | 85 |
| Jan. 22 | Tennessee | (H) | 72 | 70 |
| Jan. 24 | Vanderbilt | (H) | 106 | 80 |
| Jan. 29 | Louisiana State | (H) | 89 | 71 |
| Jan. 31 | Alabama | (H) | 77 | 74 |
| Feb. 5 | Vanderbilt | (A) | 85 | *80 |
| Feb. 7 | Auburn | (A) | 78 | 72 |
| Feb. 12 | Mississippi | (A) | 90 | 82 |
| Feb. 14 | Mississippi State | (A) | 63 | 55 |
| Feb. 19 | Florida | (H) | 95 | 68 |
| Feb. 21 | Georgia | (H) | 87 | 63 |
| Feb. 26 | Louisiana State | (A) | 71 | 88 |
| Feb. 28 | Alabama | (A) | 70 | 73 |
| Mar. 6 | Auburn | (H) | 102 | 67 |
| Mar. 9 | Tennessee | (A) | 67 | 66 |

SEC Co-Champions (Earned NCAA bid by beating Tennessee twice)

NCAA TOURNAMENT
MIDEAST REGIONAL (Dayton, Ohio)

Date Team Site Ky. Opp.

| | | | | |
|---------|---------------|------|----|----|
| Mar. 16 | Marquette | (N2) | 85 | 69 |
| Mar. 18 | Florida State | (N2) | 54 | 73 |

2311 2093

(N1) Louisville; (N2) Dayton, Ohio

JOE HALL ERA

1972-73—Won 20, Lost 8.

COACH: Joe B. Hall
HON. CAPTAIN: Jim Andrews

| | | | | |
|---------|--------------------|------|-----|----|
| Nov. 29 | Chilean NAT (Exh)† | (H) | 125 | 62 |
| Dec. 2 | Michigan State | (A) | 75 | 66 |
| Dec. 4 | Iowa | (H) | 66 | 79 |
| Dec. 9 | Indiana | (A) | 58 | 64 |
| Dec. 11 | North Carolina | (N1) | 70 | 78 |

UK INVITATIONAL TOURNAMENT

| | | | | |
|---------|----------|--|----|----|
| Dec. 15 | Nebraska | | 85 | 60 |
| Dec. 16 | Oregon | | 95 | 68 |

(Championship)

| | | | | |
|---------|-------------------|------|-----|-----|
| Dec. 23 | Kansas | (H) | 77 | 71 |
| Dec. 30 | Notre Dame | (N1) | 65 | 63 |
| Jan. 6 | Mississippi | (A) | 58 | 61 |
| Jan. 8 | Mississippi State | (A) | 90 | 81 |
| Jan. 13 | Florida | (H) | 95 | 65 |
| Jan. 15 | Georgia | (H) | 89 | 68 |
| Jan. 20 | Tennessee | (A) | 64 | 65 |
| Jan. 22 | Vanderbilt | (A) | 75 | 76 |
| Jan. 27 | Louisiana State | (A) | 86 | 71 |
| Jan. 29 | Alabama | (A) | 95 | 93 |
| Feb. 3 | Vanderbilt | (H) | 76 | 83 |
| Feb. 5 | Auburn | (H) | 88 | 57 |
| Feb. 10 | Mississippi | (H) | 88 | 70 |
| Feb. 12 | Mississippi State | (H) | 100 | *87 |
| Feb. 17 | Florida | (A) | 94 | 83 |
| Feb. 19 | Georgia | (A) | 99 | 86 |
| Feb. 24 | Louisiana State | (H) | 94 | 76 |
| Feb. 26 | Alabama | (H) | 111 | 95 |
| Mar. 3 | Auburn | (A) | 91 | 79 |
| Mar. 8 | Tennessee | (H) | 86 | 81 |

SEC Champions

NCAA TOURNAMENT
MIDEAST REGIONAL (Nashville, Tenn.)

| | | | |
|-------------|------|-----|------|
| Austin Peay | (N2) | 106 | *100 |
| Indiana | (N2) | 65 | 72 |

2341 2098

(N1) Louisville; (N2) Nashville, Tenn.)

† Not counted in win or pts. total.

1973-74—Won 13, Lost 13

COACH: Joe B. Hall
CAPTAIN: Ronnie Lyons

| | | | | |
|---------|----------------|------|----|-----|
| Dec. 1 | Miami (O.) | (H) | 81 | 68 |
| Dec. 3 | Kansas | (A) | 63 | 71 |
| Dec. 8 | Indiana | (N1) | 68 | 77 |
| Dec. 10 | North Carolina | (N2) | 84 | 101 |
| Dec. 14 | Iowa | (A) | 88 | 80 |

UK INVITATIONAL TOURNAMENT

| | | | | |
|---------|-----------|--|-----|----|
| Dec. 21 | Dartmouth | | 102 | 77 |
| Dec. 22 | Stanford | | 78 | 77 |

(Championship)

| | | | | |
|---------|-------------------|------|-----|-----|
| Dec. 29 | Notre Dame | (N1) | 79 | 94 |
| Jan. 5 | Louisiana State | (A) | 84 | 95 |
| Jan. 7 | Georgia | (H) | 80 | 74 |
| Jan. 12 | Auburn | (H) | 79 | 58 |
| Jan. 14 | Tennessee | (A) | 54 | 67 |
| Jan. 19 | Mississippi | (H) | 93 | 64 |
| Jan. 21 | Alabama | (A) | 77 | 81 |
| Jan. 26 | Florida | (A) | 91 | 82 |
| Jan. 28 | Vanderbilt | (H) | 65 | 82 |
| Feb. 2 | Mississippi State | (A) | 82 | 70 |
| Feb. 4 | Louisiana State | (H) | 73 | 70 |
| Feb. 9 | Georgia | (A) | 86 | 72 |
| Feb. 11 | Auburn | (A) | 97 | *99 |
| Feb. 16 | Tennessee | (H) | 61 | 58 |
| Feb. 18 | Mississippi | (A) | 60 | 61 |
| Feb. 23 | Alabama | (H) | 71 | 94 |
| Feb. 25 | Florida | (H) | 65 | 75 |
| Mar. 2 | Vanderbilt | (A) | 69 | 71 |
| Mar. 4 | Mississippi State | (H) | 108 | 69 |

(N1) Louisville; (N2) Greensboro, N.C.

| Date | Team | Site | Ky. | Opp. |
|---|--------------------------|------|-----|------|
| 1974 AUSTRALIAN EXHIBITION TOUR (Not Counted in Won-Lost Record) | | | | |
| May 13 | Tahitian National Team | | 116 | 62 |
| May 17 | Australia | | 87 | 97 |
| May 18 | Newcastle | | 90 | 78 |
| May 19 | N.S.W. All Stars | | 123 | 67 |
| May 21 | Illawarra Hawks | | 115 | 57 |
| May 22 | N.S.W. All Stars | | 106 | 50 |
| May 23 | A.C.T. | | 96 | 69 |
| May 25 | Bulleen Heidelberg | | 88 | 83 |
| May 26 | St. Kilda Business House | | 80 | 67 |
| May 27 | Nunawading | | 99 | 82 |
| May 28 | Melbourne | | 79 | 86 |
| May 30 | Gippsland All Stars | | 127 | 74 |
| May 31 | Bulleen Heidelberg | | 72 | 71 |
| June 1 | Laker All Stars | | 111 | 83 |
| June 3 | So. Australian All Stars | | 109 | 96 |
| June 4 | So. Australian All Stars | | 110 | 81 |
| June 5 | So. Australian All Stars | | 111 | 84 |
| June 6 | Coburg | | 108 | 82 |
| June 7 | St. Kilda Business House | | 96 | 85 |

1923 1454

1974-75—Won 26, Lost 5

COACH: Joe B. Hall

CAPTAIN: Jimmy Dan Conner

| | | | | |
|----------------------------|-------------------|------|-----|-----|
| Nov. 25 | Ath. in Action† | (H) | 103 | 65 |
| Nov. 30 | Northwestern | (H) | 97 | 70 |
| Dec. 2 | Miami (O.) | (A) | 80 | 73 |
| Dec. 7 | Indiana | (A) | 74 | 98 |
| Dec. 9 | North Carolina | (N1) | 90 | 78 |
| UK INVITATIONAL TOURNAMENT | | | | |
| Dec. 20 | Washington State | | 97 | 75 |
| Dec. 21 | Oklahoma State | | 90 | 65 |
| (Championship) | | | | |
| Dec. 23 | Kansas | (N1) | 100 | 63 |
| Dec. 28 | Notre Dame | (N1) | 113 | 96 |
| Jan. 4 | L. S. U. | (H) | 115 | 80 |
| Jan. 6 | Georgia | (A) | 96 | 77 |
| Jan. 11 | Auburn | (A) | 85 | 90 |
| Jan. 13 | Tennessee | (H) | 88 | 82 |
| Jan. 18 | Mississippi | (A) | 85 | 82 |
| Jan. 20 | Alabama | (H) | 74 | 69 |
| Jan. 25 | Florida | (H) | 87 | 65 |
| Jan. 27 | Vanderbilt | (A) | 91 | 90 |
| Feb. 1 | Mississippi State | (H) | 112 | 79 |
| Feb. 3 | L. S. U. | (A) | 77 | 76 |
| Feb. 8 | Georgia | (H) | 75 | 61 |
| Feb. 10 | Auburn | (H) | 119 | 76 |
| Feb. 15 | Tennessee | (A) | 98 | 103 |
| Feb. 17 | Mississippi | (H) | 108 | 89 |
| Feb. 22 | Alabama | (A) | 84 | 79 |
| Feb. 24 | Florida | (A) | 58 | 66 |
| Mar. 1 | Vanderbilt | (H) | 109 | 84 |
| Mar. 8 | Mississippi State | (A) | 118 | 80 |

SEC Co-Champions

NCAA TOURNAMENT

Midwest Regional

(Tuscaloosa, Ala., and Dayton, O.)

| | | | | |
|-------------------------|------------------|------|----|----|
| Mar. 15 | Marquette | (N2) | 76 | 54 |
| Mar. 20 | Central Michigan | (N3) | 90 | 73 |
| Mar. 22 | Indiana | (N3) | 92 | 90 |
| Finals (San Diego, CA.) | | | | |
| Mar. 29 | Syracuse | (N4) | 95 | 79 |
| Mar. 31 | UCLA | (N4) | 85 | 92 |

2858 2434

† Exhibition—Not counted in won-lost record.
(N1) Louisville; (N2) Tuscaloosa, Ala.; (N3) Dayton, O.; (N4) San Diego, CA.

1975-76—Won 20, Lost 10

COACH: Joe B. Hall

CAPTAIN: Jack Givens

| | | | | |
|---------|--------------------|------|----|----|
| Nov. 22 | Yugoslavia (EXH.)† | (H) | 75 | 74 |
| Dec. 1 | Northwestern | (A) | 77 | 89 |
| Dec. 8 | North Carolina | (N1) | 77 | 90 |
| Dec. 10 | Miami | (H) | 91 | 69 |
| Dec. 13 | Kansas | (A) | 54 | 48 |

| Date | Team | Site | Ky. | Opp. |
|----------------------------|-------------------|------|-----|------|
| Dec. 15 | Indiana | (N2) | 68 | *77 |
| UK INVITATIONAL TOURNAMENT | | | | |
| Dec. 19 | Georgia Tech | | 66 | 64 |
| Dec. 20 | Oregon State | | 82 | 74 |
| (Championship) | | | | |
| Dec. 30 | Notre Dame | (N2) | 79 | 77 |
| Jan. 3 | Mississippi State | (A) | 73 | 77 |
| Jan. 5 | Alabama | (A) | 63 | 76 |
| Jan. 10 | Tennessee | (H) | 88 | *90 |
| Jan. 12 | Georgia | (H) | 92 | 76 |
| Jan. 17 | Vanderbilt | (H) | 77 | 76 |
| Jan. 24 | Florida | (A) | 89 | 82 |
| Jan. 26 | Auburn | (A) | 84 | *91 |
| Jan. 31 | Mississippi | (H) | 89 | 81 |
| Feb. 2 | Louisiana State | (H) | 85 | 71 |
| Feb. 7 | Tennessee | (A) | 85 | 92 |
| Feb. 9 | Georgia | (A) | 81 | 86 |
| Feb. 14 | Vanderbilt | (A) | 65 | 69 |
| Feb. 21 | Florida | (H) | 96 | 89 |
| Feb. 23 | Auburn | (H) | 93 | 82 |
| Feb. 28 | Mississippi | (A) | 94 | 87 |
| Mar. 1 | Louisiana State | (A) | 85 | 70 |
| Mar. 6 | Alabama | (H) | 90 | 85 |
| Mar. 8 | Mississippi State | (H) | 94 | *93 |

NATIONAL INVITATION TOURNAMENT

New York, N.Y.

| | | | | |
|---------|------------------|--|----|----|
| Mar. 13 | Niagra | | 67 | 61 |
| Mar. 16 | Kansas State | | 81 | 78 |
| Mar. 18 | Providence | | 79 | 78 |
| Mar. 21 | U.N.C. Charlotte | | 71 | 67 |

2415 2345

† Exhibition—Not counted in won-lost record.
(N1) Charlotte, N.C.; (N2) Louisville.

1976-77—Won 26, Lost 4

COACH: Joe B. Hall

CAPTAINS: Larry Johnson and Merion Haskins

| | | | | |
|----------------------------|--------------------|------|-----|-----|
| Nov. 22 | Marat'n Oil (EXH)† | (N1) | 110 | 93 |
| Nov. 27 | Wisconsin | (H) | 72 | 64 |
| Dec. 2 | Texas Christian | (H) | 103 | 53 |
| Dec. 6 | Indiana | (A) | 66 | 51 |
| Dec. 11 | Kansas | (H) | 90 | 63 |
| Dec. 13 | South Carolina | (A) | 98 | 67 |
| UK INVITATIONAL TOURNAMENT | | | | |
| Dec. 17 | Bowling Green | | 77 | 59 |
| Dec. 18 | Utah | | 68 | 70 |
| (Championship) | | | | |
| Dec. 30 | Notre Dame | (N2) | 102 | 78 |
| Jan. 3 | Georgia | (H) | 64 | *59 |
| Jan. 8 | Vanderbilt | (A) | 64 | 62 |
| Jan. 12 | Tennessee | (H) | 67 | *71 |
| Jan. 15 | Auburn | (A) | 75 | 68 |
| Jan. 17 | Florida | (A) | 73 | 71 |
| Jan. 22 | Louisiana State | (H) | 87 | 72 |
| Jan. 24 | Mississippi | (H) | 100 | 73 |
| Jan. 29 | Alabama | (A) | 87 | 85 |
| Jan. 31 | Mississippi State | (A) | 92 | 85 |
| Feb. 5 | Vanderbilt | (H) | 113 | 73 |
| Feb. 7 | Florida State | (N2) | 97 | 57 |
| Feb. 12 | Auburn | (H) | 89 | 82 |
| Feb. 14 | Florida | (H) | 104 | 78 |
| Feb. 19 | Louisiana State | (A) | 90 | 76 |
| Feb. 21 | Mississippi | (A) | 81 | 69 |
| Feb. 26 | Alabama | (H) | 85 | 70 |
| Feb. 28 | Mississippi State | (H) | 77 | 64 |
| Mar. 5 | Tennessee | (A) | 79 | 81 |
| Mar. 7 | Georgia | (A) | 72 | 54 |

SEC Co-Champions

NCAA TOURNAMENT

East Regional

(Philadelphia, Pa., and College Park, Md.)

| | | | | |
|---------|----------------|------|----|----|
| Mar. 12 | Princeton | (N3) | 72 | 58 |
| Mar. 17 | VMI | (N4) | 93 | 78 |
| Mar. 19 | North Carolina | (N4) | 72 | 79 |

2509 2070

† Exhibition—Not counted in won-lost record.
(N1) Memorial Coliseum; (N2) Louisville, Ky.;
(N3) Philadelphia, Pa.; (N4) College Park, Md.

1977-78—Won 30, Lost 2

COACH: Joe B. Hall
CAPTAINS: Jack Givens and Rick Robey

| Date | Team | Site | Ky. | Opp. |
|---------|----------------|------|-----|------|
| Nov. 11 | Russia (EXH)‡ | (N1) | 109 | 75 |
| Nov. 26 | S. Methodist | (H) | 110 | 86 |
| Dec. 5 | Indiana | (H) | 78 | 64 |
| Dec. 10 | Kansas | (A) | 73 | 66 |
| Dec. 12 | South Carolina | (H) | 84 | 65 |

UK INVITATIONAL TOURNAMENT

| Date | Team | Site | Ky. | Opp. |
|----------------|-------------------|------|-----|------|
| Dec. 16 | Portland State | | 114 | 88 |
| Dec. 17 | St. John's | | 102 | 72 |
| (Championship) | | | | |
| Dec. 23 | Iona | (H) | 104 | 65 |
| Dec. 31 | Notre Dame | (N2) | 73 | 68 |
| Jan. 2 | Vanderbilt | (H) | 72 | 59 |
| Jan. 7 | Florida | (A) | 86 | 67 |
| Jan. 9 | Auburn | (A) | 101 | 77 |
| Jan. 14 | Louisiana State | (H) | 96 | 76 |
| Jan. 16 | Mississippi | (H) | 76 | 56 |
| Jan. 21 | Mississippi State | (A) | 75 | 65 |
| Jan. 23 | Alabama | (A) | 62 | 78 |
| Jan. 30 | Georgia | (H) | 90 | 73 |
| Feb. 4 | Florida | (H) | 88 | 61 |
| Feb. 6 | Auburn | (H) | 104 | 81 |
| Feb. 11 | Louisiana State | (A) | 94 | *95 |
| Feb. 13 | Mississippi | (A) | 64 | 52 |
| Feb. 15 | Tennessee | (H) | 90 | 77 |
| Feb. 18 | Mississippi State | (H) | 58 | 56 |
| Feb. 20 | Alabama | (H) | 97 | 84 |
| Feb. 25 | Tennessee | (A) | 68 | 57 |
| Feb. 27 | Georgia | (A) | 78 | 67 |
| Mar. 4 | Nevada Las Vegas | (H) | 92 | 70 |
| Mar. 6 | Vanderbilt | (A) | 78 | 68 |

SEC CHAMPIONS

NCAA TOURNAMENT

Mideast Regional
(Knoxville, Tenn., and Dayton, Ohio)

| | | | | |
|---------|----------------|------|----|----|
| Mar. 11 | Florida State | (N3) | 85 | 76 |
| Mar. 16 | Miami (Ohio) | (N4) | 91 | 69 |
| Mar. 18 | Michigan State | (N4) | 52 | 49 |

FINALS (ST. LOUIS, MO.)

| | | | | |
|---------|----------|------|----|----|
| Mar. 25 | Arkansas | (N5) | 64 | 59 |
| Mar. 27 | Duke | (N5) | 94 | 88 |

2693 2234

National Collegiate Champions for Fifth Time

‡ Exhibition—Not counted in won-lost record.
(N1) Memorial Coliseum; (N2) Louisville, Ky.;
(N3) Knoxville, Tenn.; (N4) Dayton, Ohio, and
(N5) St. Louis, Mo.

1978 JAPAN EXHIBITION TOUR

(All Games vs. Japan National Team—Not
Counted in Won-Lost Record)

| | | | | |
|---------|------------|--|-----|----|
| June 13 | At Tokyo | | 104 | 71 |
| June 15 | At Niigata | | 102 | 89 |

| Date | Team | Site | Ky. | Opp. |
|---------|-------------|------|-----|------|
| June 18 | At Nagoya | | 97 | 59 |
| June 19 | At Osaka | | 87 | 82 |
| June 20 | At Fukuoka | | 88 | 61 |
| June 22 | At Nagasaki | | 122 | 79 |
| June 24 | At Tokyo | | 105 | 57 |
| | | | 705 | 498 |

1978-79—Won 19, Lost 12

COACH: Joe B. Hall
CAPTAINS: Dwane Casey and Truman Claytor

| | | | | |
|---------|---------------|-----|-----|-----|
| Nov. 26 | Poland (EXH)‡ | (H) | 80 | 68 |
| Dec. 2 | LaSalle | (H) | 109 | 77 |
| Dec. 4 | West Texas | (H) | 121 | 67 |
| Dec. 9 | Kansas | (H) | 67 | *66 |
| Dec. 16 | Indiana | (A) | 67 | *68 |

UK INVITATIONAL TOURNAMENT

| | | | | |
|---------|-------------------|------|----|-----|
| Dec. 22 | Texas A&M | | 69 | 73 |
| Dec. 23 | Syracuse | | 94 | 87 |
| Dec. 30 | Notre Dame | (N1) | 81 | 76 |
| Jan. 3 | Florida | (A) | 65 | 76 |
| Jan. 6 | Louisiana State | (H) | 89 | 93 |
| Jan. 8 | Mississippi | (H) | 90 | 64 |
| Jan. 13 | Alabama | (A) | 52 | 55 |
| Jan. 15 | Mississippi State | (A) | 61 | 63 |
| Jan. 20 | Tennessee | (H) | 55 | 66 |
| Jan. 22 | Georgia | (H) | 73 | 64 |
| Jan. 25 | Auburn | (A) | 85 | *83 |
| Jan. 27 | Florida | (H) | 87 | 81 |
| Jan. 29 | Auburn | (H) | 66 | 59 |
| Feb. 3 | Louisiana State | (A) | 61 | 70 |
| Feb. 5 | Mississippi | (A) | 87 | 82 |
| Feb. 7 | Vanderbilt | (A) | 58 | 68 |
| Feb. 10 | Alabama | (H) | 80 | 71 |
| Feb. 12 | Mississippi State | (H) | 80 | 65 |
| Feb. 17 | Tennessee | (A) | 84 | 101 |
| Feb. 19 | Georgia | (A) | 90 | 74 |
| Feb. 23 | Vanderbilt | (H) | 96 | 70 |
| Feb. 25 | South Carolina | (A) | 79 | 74 |

SEC TOURNAMENT (Birmingham, AL)

| | | | | |
|---------|-----------------|--|-----|-----|
| Feb. 28 | Mississippi | | 82 | 77 |
| Mar. 1 | Alabama | | 101 | 100 |
| Mar. 2 | Louisiana State | | 80 | 67 |
| Mar. 3 | Tennessee | | 69 | *75 |

NATIONAL INVITATION TOURNAMENT

Lexington, Ky.

| | | | | |
|--------|---------|--|------|------|
| Mar. 7 | Clemson | | 67 | *68 |
| | | | 2446 | 2280 |

‡ Exhibition—Not counted in won-lost record.
(N1) Louisville, Ky.

HALL ON WHAT TYPE SEASON HE EXPECTS FROM MACY—I think it depends on how our season is going as to what role Kyle will play this year. He is going to do what ever is necessary to fit in and make the biggest team contribution that he can make. If it's needed in scoring, he'll do that—if it's in team leadership, he'll do that. He's going to have more backup help this year, he'll have a big center to feed and how that will affect his scoring average, we'll just have to wait and see. Everyone recognizes his offensive ability and he has nothing to prove in that direction so he will make the contribution that means the most success to the team."

(Editor's Note—The following mug shots of Wildcat personnel on pages 149-152 are shot one-column at 100-line screen specifically for newspaper reproduction.)



Cliff Hagan




Joe B. Hall




Dick Parsons



Leonard Hamilton




Joe Dean




Dwane Casey




Jim Lankster




Kyle Macy




Jay Shidler




LaVon Williams




Fred Cowan




Chris Gettelfinger




Dwight Anderson




Bo Lanter




Chuck Verderber




Sam Bowie




Tom Heitz




Derrick Hord




Charles Hurt




Dirk Minniefield



1979-80 WILDCAT COACHING STAFF— From left, Dwane Casey, Leonard Hamilton, Dick Parsons, coach Joe B. Hall, Joe Dean and Jim Lankster.



1979-80 STUDENT ASSISTANTS—From left, Marshall Harris, Roger Thomas, Head Manager George Fletcher, Tony Sosby, trainer Charles Center and Nick Katko.



SENIORS—Kyle Macy, LaVon Williams and Jay Shidler



JUNIORS — Chris Gettelfinger and Fred Cowan




SOPHOMORES — Bo Lanter, Dwight Anderson and Chuck Verderber





FRESHMEN — Sam Bowie, Charles Hurt, Dirk Minniefield, Derrick Hord, Tom Heitz

WILDCAT CONDITIONING PROGRAM STRESSES CARDIOVASCULAR
CONDITIONING, STRENGTH AND FLEXIBILITY









LEDFORD



HACKER



TREASE



WATERS

KENTUCKY RADIO, TELEVISION NETWORKS TOPS IN THE NATION

Kentucky basketball has basked in the spotlight of popularity over a span of years unmatched by any collegiate team in the country. One of the major reasons for that popularity has been the UK Radio Network, which with 50,000 watt clear channel WHAS Radio (840KC) of Louisville, has beamed the UK story into the far reaches of the United States.

Now with WCKY (1530KC) of Cincinnati in its second year on the Network, Kentucky can boast of having TWO 50,000 watt stations transmitting its games.

Synonymous with the Wildcats is sportscaster Cawood Ledford of Lexington, 10-time "Kentucky Sportscaster of the year," who enters his 13th year with the network and 27th year of covering Kentucky.

Assisting Ledford is Ralph Hacker, vice-president and general manager of WVLK Radio in Lexington, who enters his sixth year as color commentator for the network after having covered the Wildcats for 11 years. Together, this broadcasting team brings all the excitement and color of UK basketball, both on and off the court, to a large radio audience. Now in its second three-year contract is the Lexington based firm of Jim Host and Associates, Inc., which owns broadcast rights to the network. The Host firm has built up the network from 27 stations to a record total of over 105, the nation's largest collegiate basketball network.

Out of state network affiliates include stations at Peru, Ind., Williamson, W. Va., Cincinnati and Portsmouth, Ohio, Miami, Fla., and Clarksville and Wartburg, Tenn.

TELEVISION COVERAGE

The UK Television Network enters its ninth year with WAVE-TV of Louisville as the Coordinator.

The Network will handle seven delayed telecasts of Wildcat games in Rupp Arena, and five live games—Baylor, at Kansas, Indiana and the UKIT (dependent on a sell-out)—covers a five-state area this year, including WFIE of Evansville, Ind., WZTV of Nashville and WXIX of Cincinnati and a Huntington, W.Va. station to be announced later.

Tipoff for regular season delayed games is 11:30 p.m., EST.

Handling the play-by-play and color for the telecasts are Denny Trease, Sports Director of WKYT-TV, Lexington, and Randy Waters Sports Director of WAVE-TV, Louisville.

The following stations are included on the network:

Live and Delayed:

- Ch. 3—WAVE-TV, Louisville
- Ch. 27—WKYT-TV, Lexington
- Ch. 57—WKYH-TV, Hazard
- Ch. 14—WFIE-TV, Evansville, Ind.
- Ch. 6—WPSD-TV, Paducah

Selected Games:

- Ch. 13—WBKO-TV, Bowling Green
- Ch. 17—WZTV-TV, Nashville, Tenn.
- Ch. 19—WXIX-TV, Cincinnati, Ohio

KENTUCKY BASKETBALL '80

| DATE | OPPONENT | SITE | TIME* |
|----------------------|---|--------------------|-------------------|
| Nov. 17 (Sat) | Duke (Hall of Fame Classic—Nat. TV) | Springfield, Mass. | 1:00 |
| Nov. 30 (Fri)- | | | |
| Dec. 2 (Sun) | Great Alaskan Shootout | Anchorage | |
| DEC. 8 (SAT) | BAYLOR (UK TV Net) | LEXINGTON | 7:35 |
| DEC. 10 (MON) | SOUTH CAROLINA | LEXINGTON | 7:30 |
| Dec. 12 (Wed) | Kansas (UK TV Net) | Lawrence | 8:35 |
| DEC. 15 (SAT) | INDIANA (UK TV Net) | LEXINGTON | 7:35 |
| Dec. 17 (Mon) | Georgia | Atlanta | 8:00 |
| DEC. 21 (FRI) | UKIT — CALIFORNIA, PURDUE, SMU | LEXINGTON | 7:05 |
| DEC. 22 (SAT) | Consolation & Championship (UK TV Net) | | & 9:05 |
| Dec. 29 (Sat) | Notre Dame (Nat. TV)** | Louisville | 7:30 |
| JAN. 2 (WED) | AUBURN (SEC TV) | LEXINGTON | 9:00 |
| Jan. 5 (Sat) | Tennessee (SEC TV) | Knoxville | 1:00 |
| Jan. 9 (Wed) | Mississippi | Oxford | 8:30 |
| JAN. 12 (SAT) | ALABAMA (UK Delayed TV) | LEXINGTON | 7:30 |
| Jan. 17 (Thu) | Florida (SEC TV) | Gainesville | 9:00 |
| JAN. 19 (SAT) | VANDERBILT (UK Delayed TV) | LEXINGTON | 7:30 |
| Jan. 23 (Wed) | Mississippi State | Starkville | 8:30 |
| JAN. 26 (SAT) | GEORGIA (UK Delayed TV) | LEXINGTON | 7:30 |
| JAN. 28 (MON) | LOUISIANA STATE (SEC TV) | LEXINGTON | 9:00 |
| Jan. 30 (Wed) | Auburn | Auburn | 8:30 |
| FEB. 2 (SAT) | TENNESSEE (UK Delayed TV) | LEXINGTON | 7:30 |
| FEB. 6 (WED) | MISSISSIPPI (UK Delayed TV) | LEXINGTON | 7:30 |
| Feb. 9 (Sat) | Alabama (SEC TV) | Tuscaloosa | 2:30 |
| FEB. 13 (WED) | FLORIDA (UK Delayed TV) | LEXINGTON | 7:30 |
| Feb. 15 (Fri) | Vanderbilt | Nashville | 8:30 |
| Feb. 17 (Sun) | Nevada, Las Vegas (Nat. TV) | Las Vegas | 1:00 |
| FEB. 20 (WED) | MISSISSIPPI STATE (UK Delayed TV) | LEXINGTON | 7:30 |
| Feb. 24 (Sun) | Louisiana State (Nat. TV) | Baton Rouge | 2:30 |
| Feb. 27 (Wed)- | | | |
| Mar. 1 (Sat) | SEC Tournament (TV) | Birmingham | |

* All Times Eastern Standard

** Delay Telecast at 11:30 p.m. EST

UK Delayed Games at 11:30 p.m. EST